

## City of Moreno Valley Environmental Performance Report

2023

The following pages have data for the Environmental Performance Report for the City of Moreno Valley for 2023. Data is included for eco ratings, total eco spend, ink and toner eco purchases, and paper eco purchases. All of this information supports the City of Moreno Valley's Environmental Procurement Policy and goals.



# ODP BUSINESS SOLUTIONS™ SUSTAINABILITY REPORT

THE  
**ODP**  
CORPORATION

odp BUSINESS SOLUTIONS™

Office DEPOT. OfficeMax®

VEYER®

VARIS®

# Evolve. Inspire. Sustain.

2024

SUSTAINABILITY REPORT

[View the full 2024 Corporate Sustainability Report here](#)



**odp**  
BUSINESS SOLUTIONS™

# ODP BUSINESS SOLUTIONS™ SUSTAINABILITY REPORT HIGHLIGHTS

## Highlights

### PLANET

**36%**

REDUCTION IN SCOPE  
1 & 2 EMISSIONS  
since 2019



**6.7%**

PLASTIC REDUCED  
since 2022



**92%**

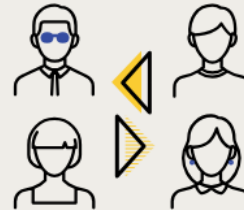
WASTE DIVERSION  
RATE ACHIEVED  
across all distribution centers



### PEOPLE

**10**

ASSOCIATE  
RESOURCE  
GROUPS (ARGs)



**\$5.6M**

MILLION RAISED  
via Point-of-Sale fundraising  
to support Title 1 schools



**7K**

VOLUNTEER HOURS  
logged in 2023



### PROSPERITY

**70**

NET PROMOTER  
SCORE




**29%**

INCREASE IN DIVERSE  
SUPPLIER SPEND

**459**

GRANTS AWARDED  
to Black and Hispanic small  
business owners since 2021



# ODP BUSINESS SOLUTIONS™ GREENEROFFICE™ RATING SYSTEM

Since there is no universal definition of “green” for workplace products, ODP Business Solutions developed an innovative eco-rating system to help customers buy and report on greener purchases

---



**Light green:**

products with at least one meaningful eco-attribute or eco-label



**mid-green:**

products with a high level of one or more meaningful eco-attributes/eco-labels



**dark green:**





products with the highest level of one or more meaningful eco-attributes/eco-labels

# ECO-ATTRIBUTES IN OUR ODP BUSINESS SOLUTIONS™ GREENEROFFICE™ RATING SYSTEM






## Save Resources & Avoid Waste

-  Recycled Content
-  Remanufactured
-  Recycled Solutions
-  Designed for Recyclability
-  Helps Avoid Waste
-  Leadership Forestry
-  Responsible Agriculture
-  Plant-Based Materials
-  Compostable
-  Refill/Refillable
-  Reusable/Avoid Disposables
-  Rechargeable/Avoid Disposables

## Save Energy & Avoid Emissions

-  Energy Efficient/Helps Conserve Energy
-  Renewably Powered
-  Carbon-Balanced
-  Made With Renewable Energy

## Use Safer Chemicals & Avoid Exposure

-  Less Harsh Chemicals
-  Chlorine-Free
-  Plant-Based Materials
-  Biodegradable in Water
-  Helps Remove Impurities

All of these attribute icons were created by ODP Business Solutions™ to visually depict the attributes we know our customers seek in their Greener Purchasing Policies.

# ECO-LABELS IN OUR ODP BUSINESS SOLUTIONS™ GREENEROFFICE™ RATING SYSTEM



**AP Non-Toxic Certified**



**BIFMA level**



**BPI Certified Compostable**



**CarbonFree**



**Cradle to Cradle Certified™**



**ENERGY STAR**



**EPEAT**



**Forest Stewardship Council®**



**Green Seal**



**Green-e**



**Safer Choice**



**SCS Indoor Air Quality**



**SCS Recycled Content**



**UL ECOLOGO**



**UL GREENGUARD**



**UL VALIDATION**



**USDA Certified Biobased**



**USDA Certified Organic**

The Eco-labels above are created by third party certification organizations.

# GREEN DOESN'T ALWAYS MEAN "HIGHER COST"

## Three Ways to Save by Going Greener



### Examples:

- Paper with recycled content
- Greener cleaning
- Organic coffee



### Examples:

- Boxes
- Files
- GREENGUARD Certified Furniture\*



### Examples:

- Refillable pens
- Reusable mugs
- Rechargeable batteries



### Examples:

- LED bulbs
- Power-saving strips
- Energy saving products



### Examples:

- Remanufactured ink and toner cartridges

\*Product Certified for Low Chemical Emissions UL.Com/GG UL 2818

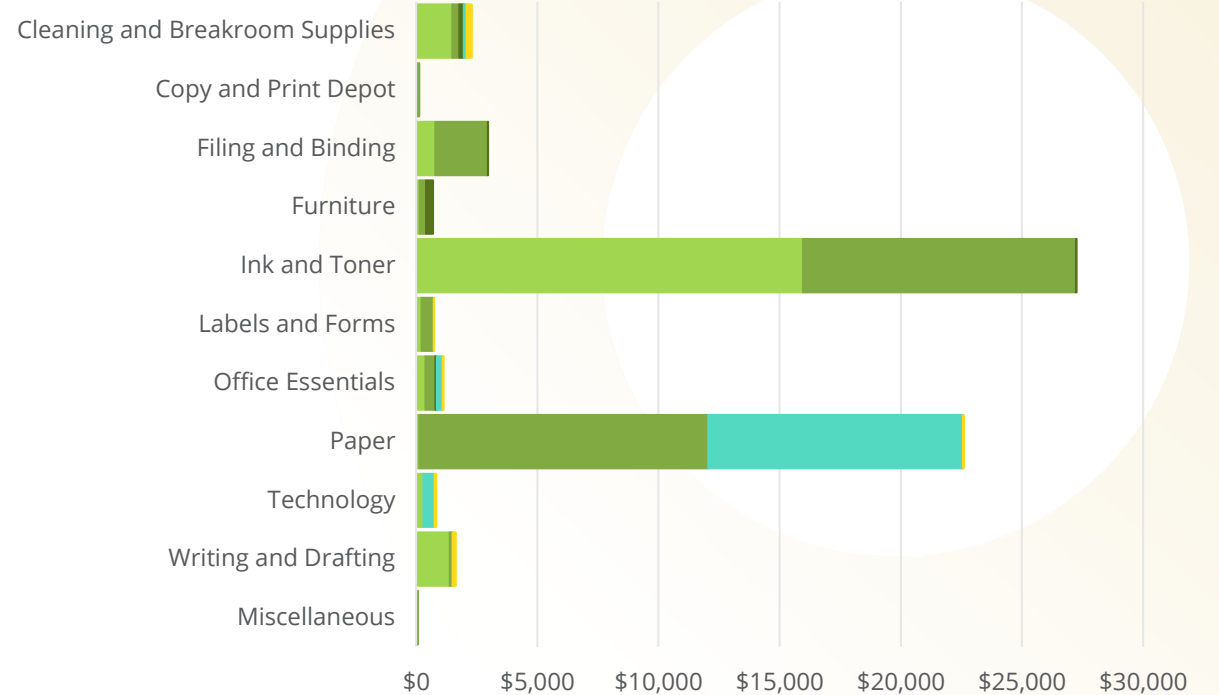
# GREEN SPEND THE ODP BUSINESS SOLUTIONS™ GREENEROFFICE™ RATING SYSTEM

GREEN SPEND		
Light Green Spend	\$20,853	22.67%
Mid Green Spend	\$27,071	29.42%
Dark Green Spend	\$588	0.64%
Total Green Spend	\$48,512	52.73%
Total Spend	\$92,004	100.00%



Note: ODP Business Solutions has a Green Attribute Database (GAD) in which we capture vendor claims on the eco-attributes and eco-labels associated with their products. Based on these claims, on which our reporting is 100% reliant, we apply our GreenerOffice™ Eco-rating System to rate items as: Not Green, Meets Norms, Light Green, Mid Green or Dark Green, based on the type and level of eco-attributes and eco-labels. More details are available on request. Spend is sales net of returns.

## CATEGORY PURCHASES BY ODP BUSINESS SOLUTIONS GREENEROFFICE™ ECO-RATING

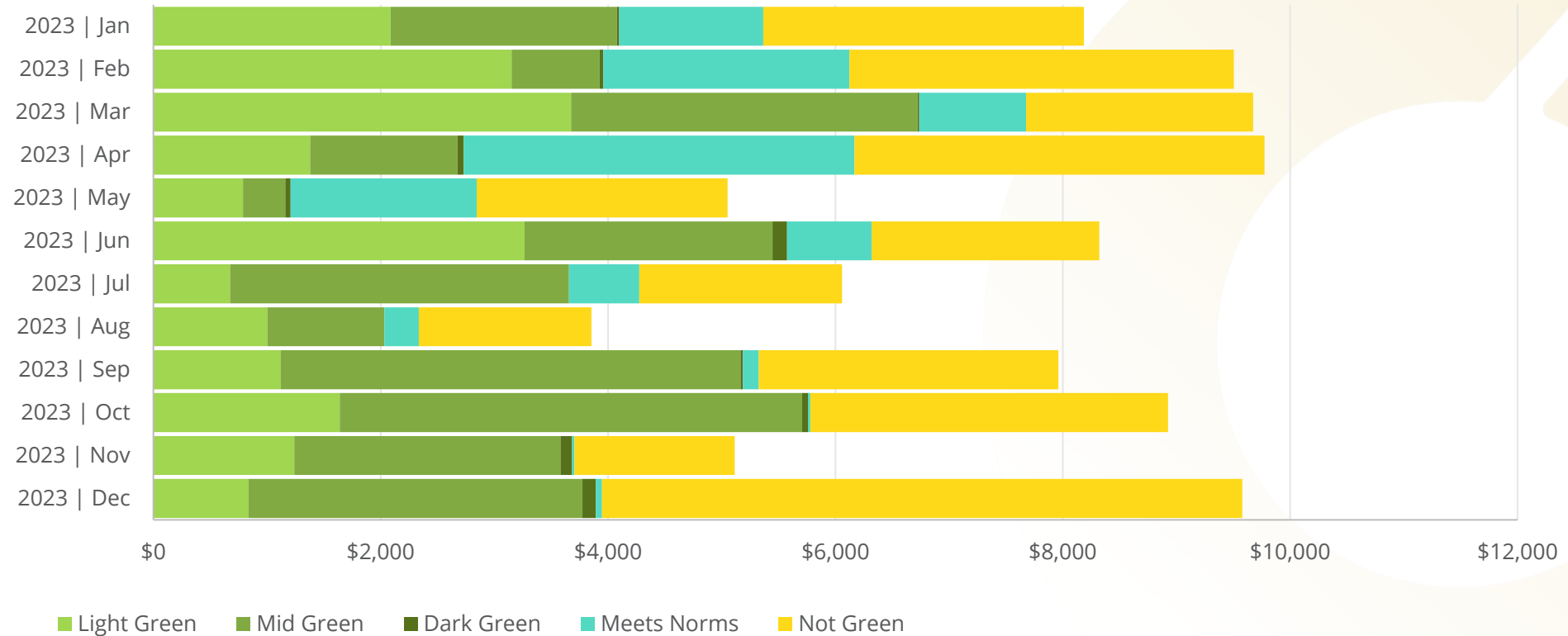


### Measures

■ Light Green 
 ■ Mid Green 
 ■ Dark Green 
 ■ Meets Norms 
 ■ Not Green



# TOTAL SPEND TREND IN THE ODP BUSINESS SOLUTIONS™ GREENEROFFICE™ RATING SYSTEM



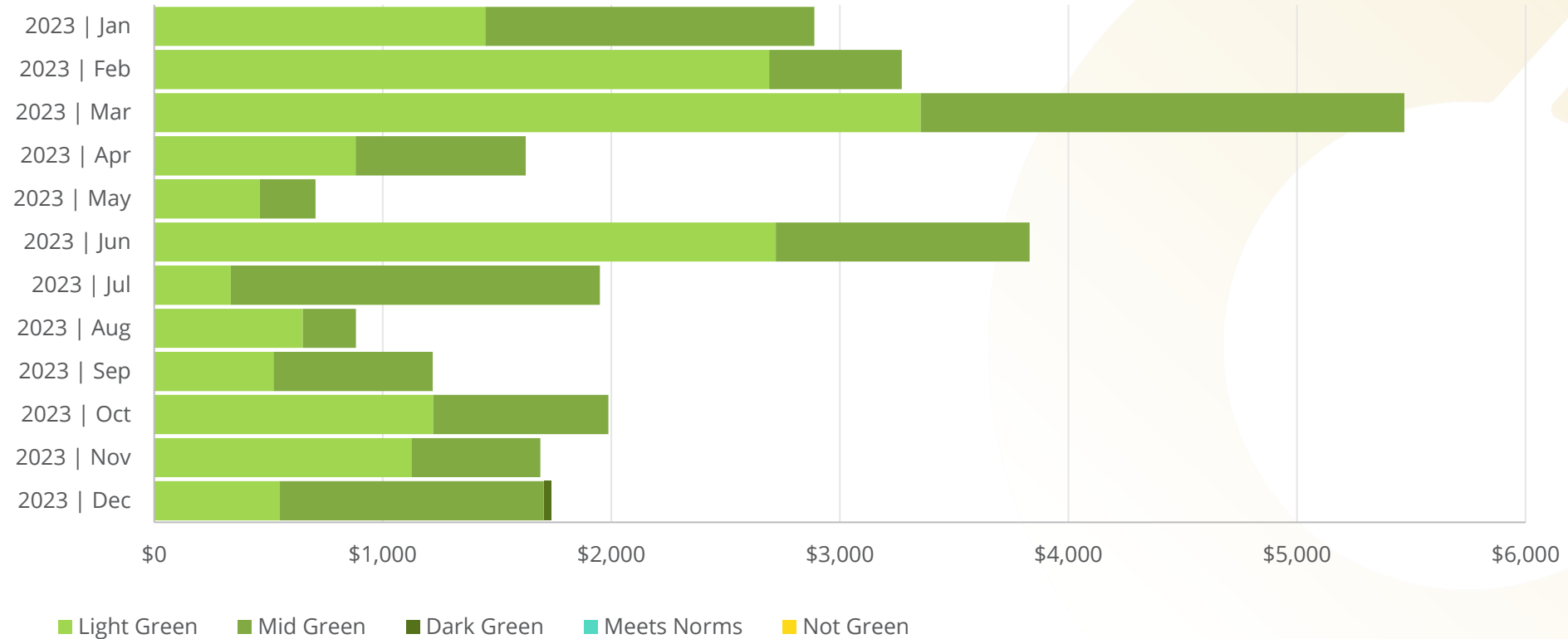
Note: ODP Business Solutions has a Green Attribute Database (GAD) in which we capture vendor claims on the eco-attributes and eco-labels associated with their products. Based on these claims, on which our reporting is 100% reliant, we apply our GreenerOffice™ Eco-rating System to rate items as: Not Green, Meets Norms, Light Green, Mid Green or Dark Green, based on the type and level of eco-attributes and eco-labels. More details are available on request. Spend is sales net of returns.

# TOTAL SPEND TREND IN THE ODP BUSINESS SOLUTIONS™ GREENEROFFICE™ RATING SYSTEM

Calendar Period	Light Green	Mid Green	Dark Green	Meets Norms	Not Green	Total Spend	Total Green Spend
2023   Jan	\$2,086	\$1,991	\$20	\$1,266	\$2,823	\$8,187	\$4,098
2023   Feb	\$3,151	\$774	\$32	\$2,166	\$3,382	\$9,506	\$3,957
2023   Mar	\$3,674	\$3,049	\$14	\$941	\$1,997	\$9,674	\$6,737
2023   Apr	\$1,379	\$1,297	\$56	\$3,435	\$3,608	\$9,774	\$2,731
2023   May	\$787	\$372	\$47	\$1,637	\$2,208	\$5,051	\$1,207
2023   Jun	\$3,264	\$2,182	\$129	\$744	\$2,002	\$8,320	\$5,575
2023   Jul	\$674	\$2,981	\$0	\$620	\$1,784	\$6,059	\$3,655
2023   Aug	\$1,001	\$1,032	\$0	\$301	\$1,519	\$3,853	\$2,033
2023   Sep	\$1,122	\$4,043	\$21	\$140	\$2,634	\$7,960	\$5,185
2023   Oct	\$1,640	\$4,068	\$50	\$21	\$3,146	\$8,925	\$5,758
2023   Nov	\$1,239	\$2,342	\$103	\$22	\$1,409	\$5,114	\$3,684
2023   Dec	\$837	\$2,939	\$117	\$54	\$5,634	\$9,580	\$3,892
<b>TOTAL</b>	<b>\$20,853</b>	<b>\$27,071</b>	<b>\$588</b>	<b>\$11,347</b>	<b>\$32,144</b>	<b>\$92,004</b>	<b>\$48,512</b>

Note: ODP Business Solutions has a Green Attribute Database (GAD) in which we capture vendor claims on the eco-attributes and eco-labels associated with their products. Based on these claims, on which our reporting is 100% reliant, we apply our GreenerOffice™ Eco-rating System to rate items as: Not Green, Meets Norms, Light Green, Mid Green or Dark Green, based on the type and level of eco-attributes and eco-labels. More details are available on request. Spend is sales net of returns.

# INK & TONER SPEND TREND IN THE ODP BUSINESS SOLUTIONS™ GREENEROFFICE™ RATING SYSTEM



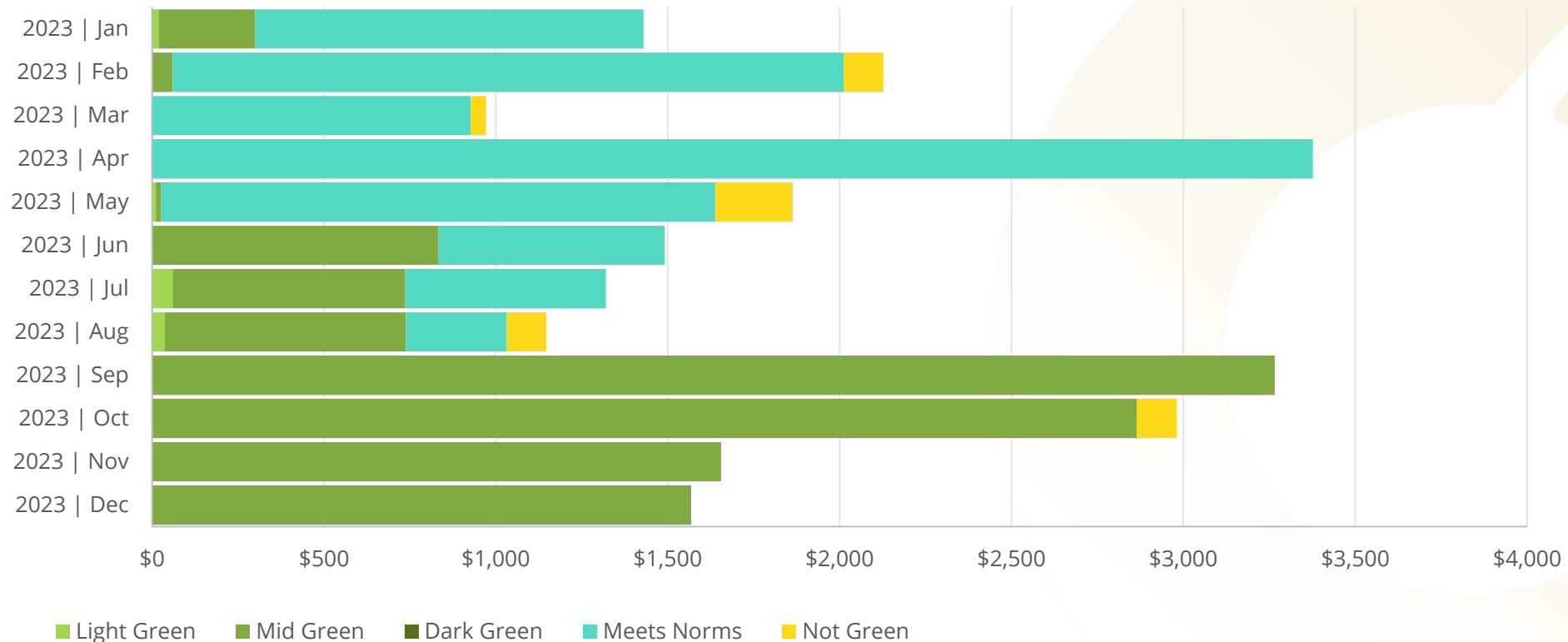
Note: ODP Business Solutions maintains a database of environmental attributes, specifications & certifications based on vendor claims. The spend tables shown are fully reliant on these vendor claims. Spend is defined as sales, net of returns. Recycled cartridges are made with a mixture of virgin plastic and recovered plastic from e.g. water bottles or used cartridges. ODP Business Solutions light green / mid green ratings are based on either PCR% which refers to the postconsumer recycled percentage or PCR% which refers to postconsumer recycled equivalent. [PCR is an concept to "normalize" recycled %'s - PCR = postconsumer recycled % + 1/2 postindustrial recycled (PIR) % (e.g. 30% ODP Business Solutions PCR + 40% PIR = 50% PCR).] 'Remanufactured' cartridges are made with quality components of previously used cartridges.

# INK & TONER SPEND TREND IN THE ODP BUSINESS SOLUTIONS™ GREENEROFFICE™ RATING SYSTEM

Calendar Period	Light Green	Mid Green	Dark Green	Meets Norms	Not Green	Total Spend	Total Green Spend
2023   Jan	\$1,449	\$1,439	\$0	\$0	\$0	\$2,888	\$2,888
2023   Feb	\$2,691	\$580	\$0	\$0	\$0	\$3,271	\$3,271
2023   Mar	\$3,353	\$2,117	\$0	\$0	\$0	\$5,470	\$5,470
2023   Apr	\$882	\$744	\$0	\$0	\$0	\$1,626	\$1,626
2023   May	\$462	\$244	\$0	\$0	\$0	\$706	\$706
2023   Jun	\$2,720	\$1,111	\$0	\$0	\$0	\$3,831	\$3,831
2023   Jul	\$335	\$1,614	\$0	\$0	\$0	\$1,949	\$1,949
2023   Aug	\$650	\$233	\$0	\$0	\$0	\$883	\$883
2023   Sep	\$522	\$696	\$0	\$0	\$0	\$1,219	\$1,219
2023   Oct	\$1,221	\$765	\$0	\$0	\$0	\$1,987	\$1,987
2023   Nov	\$1,126	\$563	\$0	\$0	\$0	\$1,689	\$1,689
2023   Dec	\$550	\$1,155	\$31	\$0	\$0	\$1,736	\$1,736
<b>TOTAL</b>	<b>\$15,962</b>	<b>\$11,263</b>	<b>\$31</b>	<b>\$0</b>	<b>\$0</b>	<b>\$27,256</b>	<b>\$27,256</b>

Note: ODP Business Solutions has a Green Attribute Database (GAD) in which we capture vendor claims on the eco-attributes and eco-labels associated with their products. Based on these claims, on which our reporting is 100% reliant, we apply our GreenerOffice™ Eco-rating System to rate items as: Not Green, Meets Norms, Light Green, Mid Green or Dark Green, based on the type and level of eco-attributes and eco-labels. More details are available on request. Spend is sales net of returns.

# PAPER SPEND TREND IN THE ODP BUSINESS SOLUTIONS™ GREENEROFFICE™ RATING SYSTEM




Note: ODP Business Solutions maintains a database of environmental attributes, specifications & certifications based on vendor claims. The spend tables shown are fully reliant on these vendor claims. Spend is defined as sales, net of returns. Copy Paper: Includes cut-sheet paper (excludes computer paper, some specialty papers, and photo paper). \* ODP Business Solutions light green / mid green ratings are based on either PCR% which refers to the postconsumer recycled percentage or PCRe% which refers to postconsumer recycled equivalent. [PCRe is an ODP Business Solutions concept to "normalize" recycled %'s - PCRe = postconsumer recycled % + 1/2 postindustrial recycled (PIR) % (e.g. 30% PCR + 40% PIR = 50% PCRe).] SFI - Sustainable Forestry Initiative; PEFC - Programme for the Endorsement of Forest Certification; FSC - Forest Stewardship Council

# PAPER SPEND TREND IN THE ODP BUSINESS SOLUTIONS™ GREENEROFFICE™ RATING SYSTEM

Calendar Period	Light Green	Mid Green	Dark Green	Meets Norms	Not Green	Total Spend	Total Green Spend
2023   Jan	\$18	\$282	\$0	\$1,129	\$0	\$1,429	\$300
2023   Feb	\$0	\$60	\$0	\$1,952	\$116	\$2,128	\$60
2023   Mar	\$0	\$0	\$0	\$926	\$45	\$971	\$0
2023   Apr	\$0	\$0	\$0	\$3,377	\$0	\$3,377	\$0
2023   May	\$11	\$15	\$0	\$1,611	\$226	\$1,863	\$27
2023   Jun	\$0	\$834	\$0	\$658	\$0	\$1,492	\$834
2023   Jul	\$59	\$677	\$0	\$584	\$0	\$1,320	\$736
2023   Aug	\$36	\$702	\$0	\$293	\$116	\$1,148	\$738
2023   Sep	\$0	\$3,266	\$0	\$0	\$0	\$3,266	\$3,266
2023   Oct	\$0	\$2,865	\$0	\$0	\$116	\$2,981	\$2,865
2023   Nov	\$0	\$1,655	\$0	\$0	\$0	\$1,655	\$1,655
2023   Dec	\$0	\$1,568	\$0	\$0	\$0	\$1,568	\$1,568
<b>TOTAL</b>	<b>\$125</b>	<b>\$11,924</b>	<b>\$0</b>	<b>\$10,530</b>	<b>\$618</b>	<b>\$23,197</b>	<b>\$12,049</b>

Note: ODP Business Solutions has a Green Attribute Database (GAD) in which we capture vendor claims on the eco-attributes and eco-labels associated with their products. Based on these claims, on which our reporting is 100% reliant, we apply our GreenerOffice™ Eco-rating System to rate items as: Not Green, Meets Norms, Light Green, Mid Green or Dark Green, based on the type and level of eco-attributes and eco-labels. More details are available on request. Spend is sales net of returns.

# COPY PAPER LIFECYCLE ANALYSIS<sup>1</sup>



Environmental impact estimates were made using the Environmental Paper Network Paper Calculator Version 4.0 For more information visit [www.papercalculator.org](http://www.papercalculator.org).

<sup>1</sup>Analysis is for total cut sheet copy paper purchased (Dept. 5).

<sup>2</sup>The number of typical trees assumes a mix of hardwoods and softwoods 6-8 inches in diameter and 40' tall.

# OFFSET YOUR PAPER FOOTPRINT

- Plant a tree for every one that is used!  
(Each tree produces approximately 6 tons of wood)
- ODP Business Solutions™ has partnered with the Arbor Day Foundation
- Trees planted support animal habitat and reforestation projects across the country
- Certificate provided to verify trees planted by your organization





# TOP 20 PRODUCT PURCHASES IN THE ODP BUSINESS SOLUTIONS™ GREENEROFFICE™ RATING SYSTEM

This slide reflects rolling 12-month data

Rank	SKU	Description	Category	Spend	% of Spend	Primary Eco-attribute	PCR%	TRC%	Certification	ODP Eco-rating
1	267324	PAPER,30% RECYCLED,20LB,8.5X11	PAPER	\$23,964.17	26.67%	RECYCLED CONTENT	30.00%	30.00%	SFI CERTIFIED FIBER SOURCING	MID GREEN
2	246428	TONER LASERJET 26A BLACK	INK AND TONER	\$3,114.05	3.47%	RECYCLING SOLUTION;RECYCLED CONTENT	8.00%	15.00%		MID GREEN
3	385702	TONER,HP 80A,BLACK	INK AND TONER	\$2,199.11	2.45%	RECYCLING SOLUTION;RECYCLED CONTENT	18.00%	18.00%	REACH	LIGHT GREEN
4	557098	CTY MORNO VLY STD FLX BC IMPRT	COPY AND PRINT DEPOT	\$1,966.18	2.19%		0.00%	0.00%		UNKNOWN / NONE
5	585052	COMV 10 HOWARD LINEN WW IMPRT	COPY AND PRINT DEPOT	\$1,940.85	2.16%		0.00%	0.00%		UNKNOWN / NONE
6	649518	CMV EMBLEM WIN ENV IMPRT	COPY AND PRINT DEPOT	\$1,706.57	1.90%		0.00%	0.00%		UNKNOWN / NONE
7	8588316	TONER,HP,206A,4 CLR,CMYK	INK AND TONER	\$1,305.70	1.45%	RECYCLING SOLUTION	0.00%	0.00%		LIGHT GREEN
8	181667	CTYMORENOVLY EMBLGCNT LH IMPRT	COPY AND PRINT DEPOT	\$1,185.30	1.32%		0.00%	0.00%		UNKNOWN / NONE
9	7093346	TONER,CARTRIDGE,58 A,HP,BLACK	INK AND TONER	\$1,104.30	1.23%	RECYCLING SOLUTION	1.00%	1.00%		LIGHT GREEN
10	4195142	TONER,HP,414X,KCMY ,4PK	INK AND TONER	\$1,046.29	1.16%	HELPS AVOID WASTE;RECYCLING SOLUTION	0.00%	0.00%		LIGHT GREEN

Note: ODP Business Solutions has a Green Attribute Database (GAD) in which we capture vendor claims on the eco-attributes and eco-labels associated with their products. Based on these claims, on which our reporting is 100% reliant, we apply our GreenerOffice™ Eco-rating System to rate items as: Not Green, Meets Norms, Light Green, Mid Green or Dark Green, based on the type and level of eco-attributes and eco-labels. More details are available on request. Spend is sales net of returns.

# TOP 20 PRODUCT PURCHASES IN THE ODP BUSINESS SOLUTIONS™ GREENEROFFICE™ RATING SYSTEM

This slide reflects rolling 12-month data

Rank	SKU	Description	Category	Spend	% of Spend	Primary Eco-attribute	PCR%	TRC%	Certification	ODP Eco-rating
11	921408	PAPER,OD,GRN TOP,11X17,5RM/CS	PAPER	\$1,019.67	1.13%	LEADERSHIP FORESTRY;RECYCLED CONTENT	30.00%	30.00%	FOREST STEWARDSHIP COUNCIL (FSC) MIXED;GREEN SEAL;SFI CERTIFIED FIBER SOURC	MID GREEN
12	790827	MORENO VALLEY WHITE ENV IMPRT	COPY AND PRINT DEPOT	\$990.80	1.10%		0.00%	0.00%		UNKNOWN / NONE
13	940650	PAPER,30% REC,OD,CASE,10-REAM	PAPER	\$949.28	1.06%	LEADERSHIP FORESTRY;RECYCLED CONTENT	30.00%	30.00%	FOREST STEWARDSHIP COUNCIL (FSC) MIXED;GREEN SEAL;SFI CERTIFIED FIBER SOURC	MID GREEN
14	813701	HP 87A BLACK TONER	INK AND TONER	\$936.62	1.04%	RECYCLING SOLUTION;RECYCLED CONTENT	8.00%	16.00%		MID GREEN
15	1820738	TONER,HP,410X,KCMY ,4PK	INK AND TONER	\$923.19	1.03%	HELPS AVOID WASTE;RECYCLING SOLUTION	0.00%	0.00%		LIGHT GREEN
16	9777048	PRIVACY SCREEN UNIVERSAL MATTE	TECHNOLOGY	\$904.91	1.01%		0.00%	0.00%		UNKNOWN / NONE
17	390740	FOLDER,FILE,LGL,3.5"E XP,DK BRN	FILING AND BINDING	\$890.42	0.99%	RECYCLED CONTENT	30.00%	30.00%	SFI CERTIFIED FIBER SOURCING	MID GREEN
18	5833190	WATER,OD,.5 LITER BTLS,24PK	CLEANING AND BREAKROOM SUPPLIES	\$833.67	0.93%	RECYCLED CONTENT;DESIGNED FOR RECYCLABILITY	10.00%	20.00%		LIGHT GREEN
19	5279234	DESK,STANDING,48.5I N	FURNITURE	\$765.48	0.85%		0.00%	0.00%		UNKNOWN / NONE
20	6028288	PAPER,OD COPY,20LB,11,10RM,C S	PAPER	\$757.91	0.84%		0.00%	0.00%	SFI CERTIFIED FIBER SOURCING	MEETS NORMS

Note: ODP Business Solutions has a Green Attribute Database (GAD) in which we capture vendor claims on the eco-attributes and eco-labels associated with their products. Based on these claims, on which our reporting is 100% reliant, we apply our GreenerOffice™ Eco-rating System to rate items as: Not Green, Meets Norms, Light Green, Mid Green or Dark Green, based on the type and level of eco-attributes and eco-labels. More details are available on request. Spend is sales net of returns.

# ODP BUSINESS SOLUTIONS™ GREENEROFFICE™



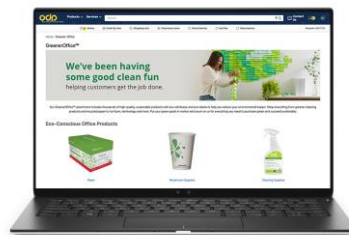
1

The Green Book® Online — Our exclusive digital catalog that enhances your shopping experience



2

Greener Purchasing Program, starting with a customized analysis of your green spend



3

GreenerOffice™ web store with thousands of products with eco-attributes/eco-labels



4

GreenerOffice™ Delivery Service that replaces bulky cardboard boxes with lighter, recyclable paper bags

5

Greener product choices for cleaning, furniture, printing and technology

6

Recycling solutions for your ink/toner, small electronics and more



7

An experienced sustainability team available for support

# THANK YOU

ODP, ODP Business Solutions, and GreenerOffice are trademarks or registered trademarks of ODP Business Solutions, LLC.