




LEGEND:

- ① 1/2" REMOVABLE CAP FELT EXPANSION JOINT WITH 2-PART, ELASTOMERIC POLYSULFIDE-BASED JOINT SEALANT. SAND TO MATCH ADJACENT CONCRETE
- ② FINISH SURFACE - SEE CONSTRUCTION LEGEND FOR FINISH
- ③ #4 BAR @ 24" OC, 2 DIRECTIONS, CENTERED IN PAVING (UNLESS OTHERWISE DIRECTED BY SOILS REPORT OR AGENCY)
- ④ 3/4" DEEP MINIMUM SCORE LINE
- ⑤ 1/2" RADIUS TYP
- ⑥ 90% COMPACTED SUBGRADE
- ⑦ SPEED DOWEL @ ALL COLD JOINTS (24" x MIN No 4 BILLET BAR)

NOTES:

- 1.) THIS STANDARD TO BE USED FOR REPLACEMENT OF WALKS ON CITY PARKS.
- 2.) 6' WALKS - SCORE AT 6' ON CENTER WITH EXPANSION JOINTS AT 60' ON CENTER.
- 3.) 10' WALKS - SCORE AT 10' ON CENTER WITH EXPANSION JOINTS AT 60' ON CENTER.

NOT TO SCALE

	RECOMMENDED:  <small>DIVISION MANAGER / DATE</small>	CITY OF MORENO VALLEY PARKS AND COMMUNITY SERVICES DEPARTMENT	STANDARD PLAN
	APPROVED:  <small>PUBLIC WORKS DIRECTOR / DATE</small> <small>CITY ENGINEER</small>	CONCRETE PAVEMENT JOINT	MVGF-623C-1