

CM Report Contributors:

Betsy Adams

Director, Parks &
Community Services

Abdul Ahmad

Fire Chief

Ahmad Ansari

Director, Public Works /
City Engineer

Michelle Dawson

City Manager

Tom DeSantis

Assistant City Manager

Jane Halstead

City Clerk

Joel Ontiveros

Police Chief

Chris Paxton

Director, Administrative
Services

Richard Teichert

Chief Financial Officer

John Terell

Director, Community &
Economic Development

In This Issue:

- **Mobile App**
- **Recruitments**
- **Sales Tax Update**
- **Housing Programs**
- **Utility Substation**

CITY MANAGER'S OFFICE

City Council Candidate Workshop


On Monday, September 29th, the City hosted a workshop for the candidates running for a seat on the City Council. Members of the Executive Team gave a 5-minute presentation on their respective departments. We also provided a brief overview of the budget and candidates were able to ask questions of each Department head at the end of the presentations. Eleven of the 18 candidates participated in the workshop.

Smartphone App

Moreno Valley residents, businesses and visitors have one more way to connect with the City of Moreno Valley through our new mobile app. The City's mobile app is now available at the [Apple Store](#) and [Google Play](#). It is free to download and offers the following features:

- Contact City Hall
- Scroll through City news
- Find a City job
- Find a park or hiking trail
- Check out the community calendar
- Renew a business license or pay a Moreno Valley Utility Bill
- Report an issue such as a non-emergency crime, graffiti, and code violations.
- Find a business, church, or non-profit organization

The City of Moreno Valley is excited to be able to offer this additional service to citizens. As with most technology, Moreno Valley's mobile app will be an ever-adapting tool based on available technology and the needs of our residents.



Get to Know Your City

CityLink, Facebook, YouTube, Twitter, MVTV-3, Smartphone App, MoVal Neighbors, Community Calendar

Like us Follow us Meet Your Neighbors Watch MVTV-3 programming Download MoVal App Visit us at www.morenoval.org

**Connect
Follow
Friend
Read
Watch
Engage**

MORENO VALLEY

The City Manager's Report is intended only to keep the City Council and City Department Heads current concerning ongoing and potential future matters. Much of the information contained in this *Report* is preliminary and subject to change. In particular, information concerning potential land use and/or economic development projects is to be considered tentative and preliminary (and in some cases may be speculative), subject both to change and to all future City review and approval processes. Nothing in this *Report* constitutes, evidences or implies City approval of any such project, nor City acceptance of any proposed terms of any agreement, contract or understanding referred to in this *Report*. All such matters remain fully subject to all normal City approval processes, up to and including public meetings and/or public hearings before the Planning Commission and/or City Council, at future dates.

Veterans Day 2014

Plans for the 2014 Veterans Day Ceremony are well underway. The event is Tuesday, November 11th at 3:30 p.m. at the Veterans Memorial Circle. We are honored to have Senator Richard D. Roth as the featured speaker during the sunset ceremony. Senator Roth served in the Air Force for 32 years. Now serving in the California State Senate, he serves on the Veterans Affairs Committee, among the many others.

The event will also include choral and instrumental music and a special presentation by a Moreno Valley student. The Moreno Valley Arts Commission is working with the Moreno Valley Unified School District to present an artful display of letters written by students to both active duty personnel and veterans.

City of Moreno Valley 30th Anniversary Celebration

December 3, 2014 marks the 30th anniversary of Moreno Valley's cityhood. Because there is much to celebrate as the second largest city in Riverside County, plans for a modest celebration are in progress. The event is scheduled for the evening of December 3rd.

City Manager Hosts "All Employee" Meetings

I hosted a staff meeting for all employees each quarter to celebrate successes, current events, and things to look forward to. On September 25th, two presentations were made at City Hall and one at the City Yard. Each presentation covered the same information, which included:

- Staff accomplishments by department
- Progress on the Customer Care Initiative
- Introductions of new employees
- United Way Annual Giving Campaign

The presentation is available on the intranet for employees who were unable to attend.

ADMINISTRATIVE SERVICES DEPARTMENT

Library



Library staff continues to update the library collection and services. Shelf labels are being updated to assist library patrons with locating items in the collection. A new Playaway section has been created in the audiovisual department and a Veteran Services Providers Fair banner is displayed in the library lobby.

Gale Virtual Reference Library

The library has recently updated content within *Gale Virtual Reference Library* (GVRL). GVRL is an eResource that can be found on the library website. GVRL provides reference materials related to biography, business, education, environment, history, medicine, science, and technology. Some featured titles include *Acing the GRE*, *Algebra*, *Calculus*, *Caregiver's Handbook*, *Children's Illustrated Encyclopedia*, *The Essential Guide to Bullying Prevention and Intervention*, *Interview Questions & Answers*, *Master the GED*, and *Medical Terminology*. GVRL can be accessed using your library card number and personal identification number (PIN).

EnvisionWare

The library has new computer reservation software called EnvisionWare, for Internet ready computers in the children's room and computer lab. Using this software, patrons make computer reservations by entering their library card number and personal identification number (PIN). Patrons select the next available 15-minute, 30-minute, or 1-hour computer and are provided a receipt with assigned computer information.

Summer Reading Program

Library staff completed a successful Summer Reading Program this month. More than 100 adults, 130 teens and 570 children received prizes for participating in the program this year. We would like to thank the following businesses for donating prizes and the following guest presenters for supporting the Summer Reading Program:

- Baker's
- David Putnam, Author
- Daughters of the American Revolution
- Drop Zone
- Excelsior Prep
- Fiesta Village
- Gabriel Morales, Author
- Hidden Valley Nature Center
- Hometown Buffet
- Islands
- Jessica Hernandez
- LEGOLAND
- Maureen King, Author
- Mimi's Café
- Moreno Valley Animal Shelter
- Moreno Valley City Council
- Moreno Valley Media & Communications
- Moreno Valley Unified School District
- Mulligans
- Nubi
- Old Spaghetti Factory
- Ono Hawaiian BBQ

- Our Town: We Love Moreno Valley
- Polly's Pies
- Rebecca Morales, Author
- Richard Lee, Magician
- Rubio's
- Round Table Pizza
- The Cove
- Val Verde Unified School District
- Wendy's
- Wild Birds Unlimited

Library Programs

- Children's Fall Reading Program: October 1st – 31st. Children can receive a reading log in the children's room. Participants will earn a prize after reading 5 books. Prize sponsors include Applebee's, Hometown Buffet, Polly's Pies, and Rainforest Café.
- Medicare 101 Workshop conducted by Humana, Inc. was held on September 16th at 4 p.m.
- The Veteran Services Providers Fair was September 27th from 10 a.m. - 1 p.m. This event was an informational fair sponsored by California Reads, a program of Cal Humanities in partnership with the California Center for the Book. The program included veterans services organizations from the City of Moreno Valley and County of Riverside. Each organization provided brochures, flyers, and other local veterans resources. A list of participating organizations follows:
 - Community Action Partnership
 - Corona Vet Center
 - Employment Development Department (EDD)
 - Habitat for Humanity
 - Housing Authority
 - Lighthouse Social Services Center
 - Patriot Guard Riders
 - Riverside County Department of Veterans Services
 - Riverside County Housing Authority
 - Riverside County Probation Department
 - Riverside County Sheriff's Department
 - Salvation Army
 - U.S. Vets Initiative
 - VA Loma Linda Health Center
 - Veterans Assistance Leadership of Riverside (V.A.L.O.R.)

Library Usage and Program Participation Statistics:

	August	July
Door Count	23,853	25,181
Literacy Computer Usage	646	890
Volunteer Hours	275	920
Circulation (Checked out materials)	24,727	35,647
Adult programs	15 Programs 112 Attendees	9 Programs 68 Attendees
Bilingual Story time	3 Programs 55 Attendees	4 Programs 31 Attendees
Family Programs	3 Programs 139 Attendees	4 Programs 139 Attendees
Preschool Story time	3 Programs 122 Attendees	7 Programs 383 Attendees

Human Resources



Talent Management: Recruitments are underway for several positions in the City workforce. Recruiting and/or selection processes are underway for the following openings:

- Maintenance Worker I (PTC-242 applications). Applications under review.
- Senior Recreation Program leader (PTC-130 applications). Candidate selected, recruitment closed.
- Recreation Program Leader (PTC-Eligibility List). Candidates selected, recruitment closed.
- Facilities Maintenance Mechanic (FTC-87 applicants). Candidate selected, recruitment closed.
- Management Assistant (FTC-243 applicants). Candidate selected, recruitment closed.
- Facilities Maintenance Worker (FTC-215 applicants). Candidate selected, recruitment closed.
- Alternate Crossing Guard (PT/Temp-43 applications). 4 candidates selected, recruitment closed.
- Parks Maintenance Worker (FTC-275 applications to date).
- Telecommunications Technician (FTC-21 applications to date).
- Street Maintenance Supervisor (PAM-107 applications to date).
- Sr. Parks Maintenance Technician (FTC-107 applications). Interviews scheduled.
- Sr. Administrative Assistant OEM/Eligibility List (FTC-134 applications). Selection pending.
- Sr. Administrative Assistant CP/Eligibility List (FTC-378 applications). Selection pending.
- Animal Care Technician (FTC-192 applications). 2nd round interviews pending.
- Sr. Payroll Technician (FTC-95 applications). Candidate selected, recruitment closed.
- Alternate Crossing Guard (PT/Temp-57 applications). 7 candidates selected, recruitment closed.
- Animal Services License Inspector (FTC-186 applicants). Candidate selected, recruitment closed.
- Planning Division Manager/Planning Official (DM-86 applicants). Candidate selected, recruitment closed.
- Maintenance Worker I (PTC-242 applications). No candidate selected, recruitment closed.
- Maintenance Worker I (PTC-Eligibility List). No candidate selected, recruitment closed.

Workers Compensation for August:

New claims: 4
Closed claims: 0
Ongoing open claims: 34

Turnover Ratio: < 1%


Employees: 433
Retirements/Separations: 2/2 = 4

New Hires:

Angelica Davis
Management Analyst (PAM)



Steven Wilkinson
Management Assistant (PAM)



David Martinez
Facilities
Maintenance
Worker (FTC)



Omar Smith
Facilities Maintenance Mechanic (FTC)



Facilities Division

Ice Bear Units

The Facilities group is working with the Moreno Valley Electric Utility to add four Ice Bear units at the Animal Shelter building. An Ice Bear unit is a device that stores energy by freezing water at night and using the melting ice to help cool the building the next day. These units work with air conditioning devices to efficiently cool the building. Additionally, the Utility has energy efficiency upgrade funding to replace the air conditioning units, so that all of the HVAC systems will eventually be replaced. As part of this work, we are adding devices to control airborne viruses in the kennel. These devices include economizers and powered exhaust fans that bring in fresh air and exhaust stale air. Another device, an advanced air purification technology typically used in hospitals, schools, hotels and restaurants, will be placed in the HVAC duct work to

destroy harmful microbials such as bacteria, viruses, and other microorganisms, to help keep our shelter pets healthy.

1st Floor Reconfiguration

The Division is also working on the City Hall 1st floor reconfiguration project. Included in this work is one additional office and reconfiguration of work stations in Code, Building & Safety, Planning and Technology Services. An inventory of work station pieces has been taken and the design work is currently in process. The plan is to rearrange work stations on weekends and have Technology Services work to rewire phone and computer connections so that the new work station arrangements will be ready to occupy on Monday morning. Work is set to begin in late November and last through four weekends.

The replacement of the City Hall courtyard gate is also in the works. This new gate will only allow employees to enter the courtyard, due to the installation of an access control device. The access control is new wireless technology which will additionally be utilized on other access points in the building.

Animal Services



“Five Dollar Fridays” & August MEGA Adoption Event Results

In an effort to adopt out more companion animals this summer, the Moreno Valley Animal Shelter continued promoting the “Five Dollar Fridays,” a cat and kitten adoption event every Friday through August. Cat adoptions increased by 176% in August 2014 as compared to August 2013.

The Animal Shelter also promoted an eight-day MEGA pet adoption event during the final days of the 2014 ASPCA Rachael Ray \$100K Challenge.

Results of the eight-day MEGA pet adoption event:

Date	Family Adoptions	Rescue Adoptions	Pets Reunited	Total
Fri. 8/22	21	2	14	37
Sat. 8/23	7	3	1	11
Sun 8/24	4	1	1	6
Mon. 8/25	8	3	9	20
Wed 8/27	15	20	6	41
Fri. 8/29	17	35	6	58
Sat. 8/30	6	3	2	11
Sun. 8/31	9	0	5	14
Total:	87	67	44	198

"Glamour Shots" Pet Photos

The Animal Shelter has two volunteer groups that visit the Animal Shelter monthly to help increase the adoptability of pets by photographing them in what is now commonly referred to as "Glamour Shots." The Glamour Shots are uploaded onto the Animal Shelter's database, which are automatically uploaded onto the Internet at PetHarbor.com.



The Inland Empire Alliance for Animals (IEAA) spent the entire day at the Animal Shelter on Sunday, August 17, photographing 25 dogs, 25 cats and 1 rabbit. Of the 51 pets photographed by IEAA on August 17th, 42 pets had positive outcomes (family adoption, rescue transfers or reunited with their owners).



The other volunteer group that works with us every month to do Glamour Shots is Kelly Vela, photographer (Dos Velas Photos) and Laura Schober, animal handler. During their visits at the Animal Shelter in August, Kelly and Laura photographed 18 dogs. All 18 dogs had positive outcomes. Pictured are two "Glamour Shot" pets that were adopted in August.

CITY CLERK'S DEPARTMENT



Important 2014 Election Dates to Remember

September 25 – October 25 Election materials are mailed to voters
October 6 – 28 Vote-by-Mail ballot application period
October 20 – last day to register to vote or transfer registration
November 4 – Election Day; the polls will be open 7:00 a.m. – 8:00 p.m.

November 4, 2014 General Municipal Election

The City of Moreno Valley general municipal elections for City Council seats are held bi-annually in even-numbered years. Council Members serve four-year staggered terms.

This year, elections will be held for Districts 2 and 4, and a recall election for District 5. Nine (9) candidates qualified for District 2; seven (7) qualified for District 4 and two (2) qualified for District 5 Recall Election.

For more information regarding the November 4, 2014 General Municipal Election, or for a certified list of qualified candidates for Districts 2, 4, and 5, go to: http://www.election.co.riverside.ca.us/Elections/20141104/2014_11_04.asp or call the City Clerk's office at 951.413.3001.

Ballot Measures – I, R, S, and T

Measures to be included on the ballot:

- Measure I – Approval of Term Limits for the Moreno Valley City Council
- Measure R – Approval of a City-wide Directly Elected Mayor and Reapportionment of Councilmanic Districts
- Measure S – Shall the term of office of the Mayor be two years?
- Measure T – Shall the term of office of the Mayor be four years?

Ballot Box at City Hall

The City of Moreno Valley will be participating again as a **Vote-by-Mail** ballot drop off location. The Riverside County Registrar of Voters office will place a ballot box in the City Clerk's area on the second floor the week of September 29, 2014. Riverside County staff members will pick up the ballots once a week and remove the ballot box on November 4, 2014.



Online voter registration is available at: registertovote.ca.gov. Paper applications are available at the City Clerk's office, Library, Senior Center, Registrar of Voters office, Department of Motor Vehicles offices, and Post Office.

COMMUNITY & ECONOMIC DEVELOPMENT DEPARTMENT

Administration

Aldi Foods

Aldi will occupy the approved Westridge Business Park, located west of the intersection of Eucalyptus Avenue and Redlands. Building permits for the project were issued on May 12 and construction is well underway, with walls erected and the roof structure in process. Occupancy of the facility will occur late this year or early next year.

Aldi will directly employ 200 workers and contractors providing service to the 850,000 square foot facility and will employ several hundred more workers. Aldi anticipates opening two stores in Moreno Valley.

Aldi Foods is a national retailer with over 1,300 stores in the United States. The Moreno Valley facility will be built in conjunction with Aldi's move into California to support up to 150 stores in the state.

Harbor Freight Tools

Exterior construction of the Harbor Freight Tools expansion to the existing facility on Cactus Avenue in the Centerpointe Business Park is complete, with a Temporary Certificate of Occupancy issued on August 27th. Harbor Freight will occupy portions of the expansion area while upgrades are made to the original building area. Full occupancy of the building is anticipated early next year. The 507,720 square foot expansion, when combined with the existing 779,016 square foot facility, will result in a 1,286,736 square foot distribution facility for the company.

Harbor Freight also leases a building in the Moreno Valley Industrial Area. With this expansion, Harbor Freight, Amazon and Ross Stores will be the three largest industrial operators in the City.

Proctor & Gamble/Panattoni Development

Active construction for the 1,476,016 square foot logistics building, located at the southwest corner of Iris Avenue and Indian Street in the Moreno Valley Industrial Area, has been completed. The final Certificate of Occupancy for the building and tenant improvements was issued on September 3rd. Hiring for the facility continues by two outside staffing companies. When fully occupied, the facility is anticipated to employ 800 people.

Liberty Property Trust/Overton Moore Properties

The approved 522,772 square foot logistics building, located at the northwest corner of Cactus Avenue and Frederick Street, is complete. The building was recently sold to Liberty Property Trust. The company is very bullish on Moreno Valley and the Inland Empire. Liberty is assembling a portfolio in the Inland Empire, with this building among the first wave of properties acquired. The building has been leased to Federal-Mogul, an international supplier of original and after-market automotive parts and equipment. Company representatives and City staff met in early August to kick off the tenant improvement process. The first set of tenant improvement plans for the facility was submitted in late August. The company anticipates occupancy of the facility early next year.

Trammell Crow Properties/Amazon

Construction of the approved 1,252,276 square foot logistics building, located at the northwest corner of San Michele Road and Indian Street, is complete. The facility began shipping product on July 31st. Amazon continues to finalize interior tenant improvements.

Amazon is advertising on its website for positions at the new facility. Amazon continues to ramp up for the holiday season and has announced plans to eventually hire at least 1,000 employees to staff the facility. Job opportunities may be accessed at www.WorkAtAmazonFullfillment.com

Sares Regis/Deckers

Sares Regis was issued a building permit on January 24th to construct the first phase 800,000 square foot logistics building, which is leased to Deckers Outdoor Corporation (maker of UGGs boots), which has an option for a second phase expansion of 200,000 to 400,000 square feet. An application for the phase two project has been submitted to Planning for review. Construction of the building shell is nearly complete. Deckers has been issued permits to begin tenant improvements for the facility. The building will include the internet sales site for the company, resulting in the potential for a substantial amount of sales tax revenue to the City. Deckers anticipates occupying the building late this year.

The Sares Regis project is located at the southwest corner of Perris and Grove View Road in the Moreno Valley Industrial Area.

First Nandina

The draft environmental impact report for this project was completed and released for public review on June 25th. The comment period ended on August 11th. The EIR consultant submitted the draft response to comments to staff in early September. After staff review and finalization of the response to comments, the project will be ready to schedule for a Planning Commission public hearing. The project proposes to construct a 1.4 million square foot warehouse/distribution center on 73 acres located at the southwest corner of Indian Street and Nandina Avenue in the Moreno Valley Industrial Area. The developer, First Industrial Properties, has begun to market the property and has received early interest from potential tenants.

Amazon II/IDS

Amazon recently leased a second facility in the City, immediately across the street from their first facility on San Michele Avenue. This second facility is the recently completed 769,320 square foot IDS Building. Amazon has already started tenant improvements and is aggressively pursuing the project, with a goal being partial occupancy of the facility by October 1st. This second facility will be the primary intake point for product from outside suppliers for Amazon fulfillment centers in southern California and Arizona. The facility is anticipated to employ over 200 people. With this second facility, Amazon will occupy more than 2 million square feet of space in the City, nearly equal to Harbor Freight Tools and Ross Dress 4 Less Stores, the other two largest tenants in the City.

First 36 Logistics

First Industrial Corporation's construction of the First 36 Logistics building on the east side of Perris Boulevard, in the South Moreno Valley Industrial Area, is nearing completion. The company expedited construction of the 555,670 square foot building due to active interest from several prospective tenants and has high hopes to identify a specific tenant prior to completion of the building.

Alere/Minka Lighting

Alere Properties received a temporary occupancy permit in early May for the 354,000 square foot build-to-suit facility for Minka Lighting, and the construction of tenant improvements is nearing completion. The facility in the Moreno Valley Industrial Area will be owned by Minka. Minka has occupied leased quarters for several years in a building located on Cactus Avenue. The property owner is actively promoting that building, looking for a new tenant to replace Minka. This is currently the only completed large industrial building in the City for lease.

Homes Listed for Sale

Information available from Realtor.com indicates a 14% increase in the number of homes for sale in the City, and the median asking prices have remained unchanged since July. The median asking price is \$269,000.

As of September 1, 769 homes were listed for sale, compared with 676 at the start of August, and 446 in the same month last year. Inventory has been steadily increasing since hitting a low of less than 300 in May 2013. The prior peak was a high of 2,068 in January 2009 at the start of the last recession.

The current inventory of homes for sale is less than a five-month supply. Anything less than a six-month supply of homes for sale is considered a limited supply. Therefore, the current situation indicates a shortage of homes for sale.

The trends are shown in the chart below.

	September 2014	August 2014	Month to Month Change	September 2013	Annual Change
Homes for Sale	769	676	13.8%	446	72.4%
Median Asking Price	\$269,000	\$269,000	0%	\$242,000	11.2%

Foreclosures

Information available from RealtyTrac.com for July shows that foreclosure activity has remained level in the City and has decreased in the County. The website reported one in 473 housing units in Moreno Valley was in some stage of foreclosure, or 21% of homes with mortgages in the City. A lower number (469) indicates a slightly higher foreclosure rate (21%). This compares to a rate of one in 469 units in the prior month and one in 415 units in the same month last year. Foreclosure activity is about the same as the prior month and 23% higher than the same month last year. These trends are similar to Riverside County as a whole.

The Moreno Valley foreclosure rate is lower than most local communities and the County's average. In western Riverside County, Nuevo had the lowest foreclosure rate locally (1 in 891) and Menifee had the highest rate (1 in 357). By Zip code, 92551 had the highest rate in the City (1 in 273) and 92553 had the lowest rate (1 in 707). The foreclosure rate decreased in Zip codes 92553, 92555 and 92557 and increased in area 92551.

The trends are shown in the chart below.

	August 2014	July 2014	Month to Month Change	August 2013	Change
Foreclosure Rate/City	473	469	1%	415	14%
Foreclosure Rate/County	578	603	4%	547	6%

Home Resale Market

Information available from DQNews.com indicates the average home resale values in Moreno Valley have decreased. In July 2014, the average home resale value was \$244,128. This was a 1% decrease from the value of \$246,731 reported in June 2014, and a 17% increase from the value of \$209,246 reported in July 2013. Other nearby communities, such as Riverside, Hemet/San Jacinto, Corona and Perris also experienced decreases in property value in July.

The number of housing resale activities in the City during this reporting period decreased by 3%, moving from 186 transactions in June to 179 in July 2014. There have been 1,207 transactions for the year thus far.

The trends are shown in the chart below.

	July 2014	June 2014	Month to Month Change	July 2013	Month to Month Change
Resale Transactions	179	186	3%	203	12%
Home Resale Value	\$244,128	\$246,731	1%	\$209,246	17%

Unemployment – July 2014

The unemployment rate in the City increased slightly in July 2014 to 11.0%, up from the 9.8% reported in June 2014. While the unemployment rate has experienced a tick upward for the second consecutive month, the rate is a 6.3% decrease from the July 2010 rate of 17.5% at the height of the Great Recession and .85% lower than the July 2013 rate of 12.9%. Similarly, the rates have increased for Riverside County and the State of California.

Statewide, the largest gains were posted in health services, utilities, education, transportation, and information. Construction jobs lag, despite the development activity

in the area. The statewide drought is considered a factor in the availability of jobs in several areas and its impact is being felt in non-agriculture sectors. The overall trend remains positive as business activity increases in the City and companies slowly increase their workforce.

Moreno Valley residents continue to secure positions with the new employers in the industrial areas. This trend is anticipated to continue as facilities expand and are completed during the upcoming weeks. Recruitment efforts continue for the Amazon Fulfillment Center, Proctor & Gamble, Deckers Outdoor and Federal Mogul, the newest distribution tenant located in the building at the northwest corner of Cactus Avenue and Frederick Street. New retail stores, medical services and expansions continue to open and strengthen the overall decline and provide additional employment for residents.

Unemployment Rate Comparison:

	July 2013	July 2014
California	9.3%	7.8%
Riverside County	11.10%	9.5%
Banning	12.8%	10.9%
Beaumont	12.7%	10.8%
Corona	8.2%	6.9%
Hemet	14.1%	12.0%
Menifee	11.9%	10.1%
Moreno Valley	12.9%	11.1%
Murrieta	7.3%	6.2%
Perris	17.3%	14.9%
Riverside	11.2%	9.6%
San Jacinto	16.8%	14.5%
Temecula	7.6%	6.4%

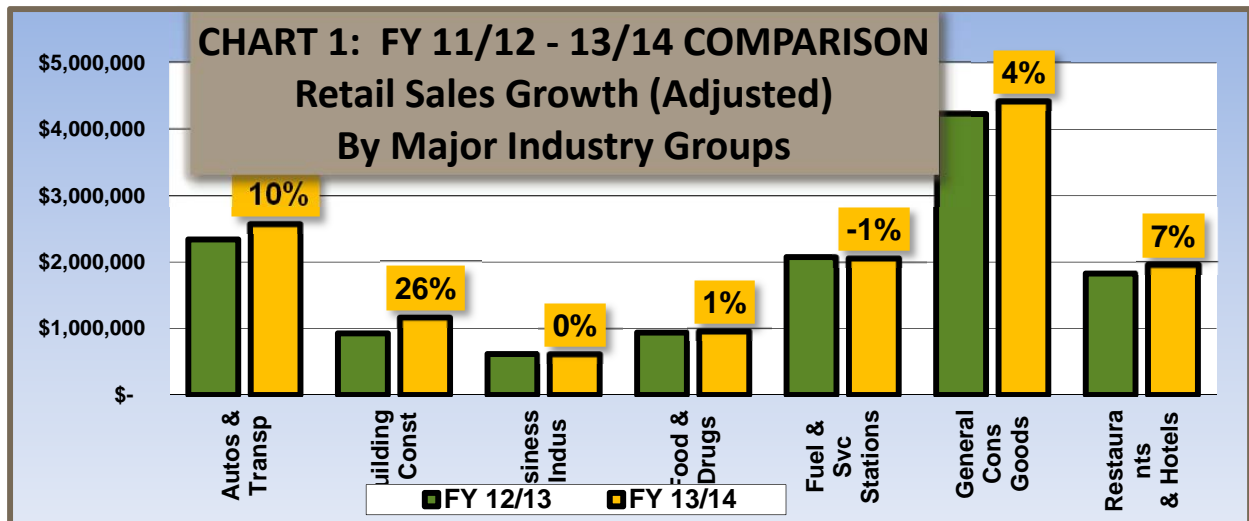
FY 13/14 Annual Retail Sales Summary

City governments in California receive sales tax revenue at the rate of 1% of the sales completed within their boundaries, plus a share of the sales in the State and unincorporated County areas. As such, a city’s sales tax revenues directly reflect the strength of that community’s consumer and business-to-business retail sales.

The City of Moreno Valley contracts with consultants Hinderliter de Llamas & Associates (“HdL”) for sales tax revenue management services. HdL compiles and analyzes sales tax data from the State Board of Equalization as it is released, typically four to five months after the end of each quarter. HdL has released the annual sales data for Fiscal Year 2013/14 (“FY” - generated April 2013 through March 2014). The data draws a picture of the continued growth experienced by many Moreno Valley businesses. It also provides insight about areas of opportunity where Moreno Valley has not kept pace with regional and state growth.

**FY 13/14:
single best year,
produced overall
sales growth
of 6.1%**

OVERALL SALES GROWTH:



Of positive note, Moreno Valley's sales growth continued for the 4th consecutive year. FY 13/14 produced overall sales growth of 6.1% compared with FY 2012/13. Even better news, the analysis finally indicates full sales tax revenue recovery from the economic downturn that hit bottom in FY 09/10. Previously, FY 06/07 had been Moreno Valley's single best year of sales performance at just under \$1.35 billion. FY 13/14 ended with sales tax data reflecting retail sales exceeding \$1.37 billion.

Chart 1 shows Moreno Valley's annual spending growth or loss by Major Industry Groups.

The General Consumer Goods group continued to dominate sales. However, the Building & Construction group experienced the largest gain for the year (26%).

Of 28 incorporated cities in Riverside County, Moreno Valley's rate of growth ranks at 12th. Table 1 on page 15 compares annual sales in Moreno Valley with other western Riverside County cities and unincorporated Riverside County. The agencies were selected for comparison based on proximity and similarity to Moreno Valley and are ranked by adjusted percentage change.*

TABLE 1: Agency Comparisons - Sales Trends FY 13 /14

Of the comparison cities, Perris tops the chart at a retail sales growth rate of 16.3%, which is \$80,194 per business.

Agency	Pop-ulation	Busines s Count	% Change Adjusted	Sales Growth \$	\$ Growth per Business	\$ Growth per Capita
Perris	72,103	1,252	16.3%	\$100,402,500	\$80,194	\$1,392
Murrieta	106,425	2,613	10.6%	\$145,714,900	\$55,765	\$1,369
Riverside	314,034	10,101	8.9%	\$430,554,500	\$42,625	\$1,371
Hemet	81,537	1,695	8.4%	\$90,585,100	\$53,443	\$1,111
Corona	159,132	4,969	8.4%	\$253,879,100	\$51,093	\$1,595
Moreno Valley	199,258	2,680	6.1%	\$27,548,800	\$10,279	\$138
All Riv Co Agencies	2,279,967	59,615	5.9%	\$1,548,827,200	\$25,980	\$679
Temecula	106,289	4,004	2.7%	\$81,067,400	\$20,247	\$763
Unincorporated Riverside Co	363,590	5,762	-0.2%	(\$110,935,500)	(\$19,253)	(\$305)

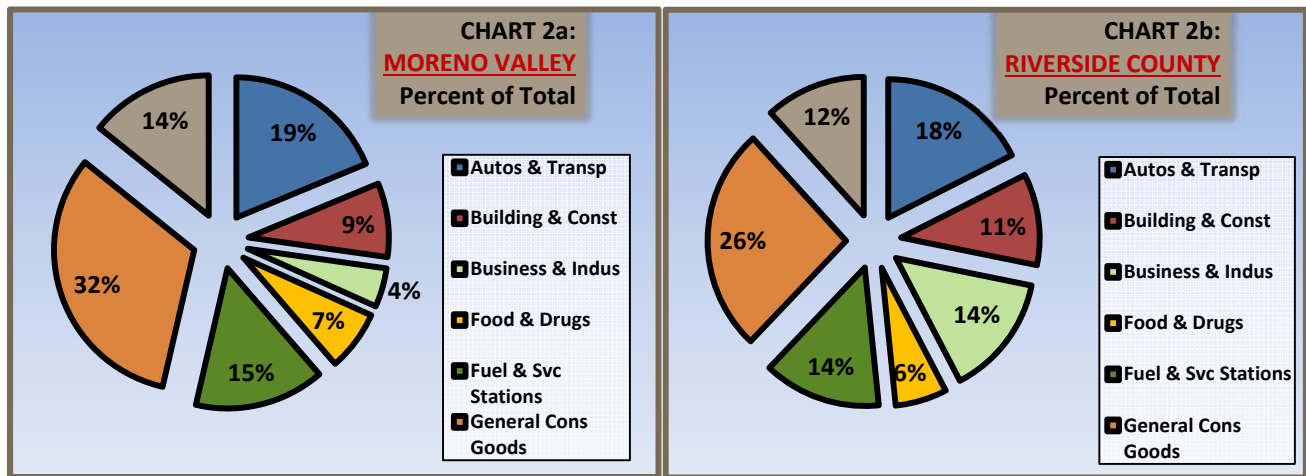
Highlights indicate top performance stats.

Though pleased with Moreno Valley’s growth and economic recovery, the City also reports that, on a per-business basis, FY 13/14 overall sales growth (\$10,279 / business) did not keep pace with the average for “All Riverside County Agencies” (\$25,980 / business). In fact, sales in both Moreno Valley and Temecula grew but fell below the Riverside County average.

A chart is also provided for the Riverside County average, to provide a comparison. Riverside County and HdL’s clients throught the State of California share very similar pie charts. Most of Moreno Valley’s categories align with the average. However, significant departures can be seen in the General Consumer Goods and Business & Industry groups. Typically, General Consumer Goods make up approximately 26% of a community’s sales. At 32%, Moreno Valley’s performance in this category clearly demonstrates the impact of the Moreno Valley Mall.

* (“Adjusted” figures include corrections subsequent to the close of the quarter.)

GROWTH BY MAJOR INDUSTRY GROUPS:



Note also the comparatively lower share contributed by Moreno Valley’s Business & Industry group. This category, on average, represents approximately 14% of sales in Riverside County. At 4% of total sales, the performance of Moreno Valley’s Business & Industry group relates directly to Moreno Valley’s predominantly residential character and represents sales leakage - a gap in Moreno Valley’s sales portfolio that indicates an opportunity for substantial business growth.

The City also compares “per capita” sales against countywide averages. Dollars-per-resident sales that exceed the average suggest that businesses in that group are capturing the local market plus attracting shoppers from outside the community. Some of Moreno Valley’s Major Industry Groups are exceeding per capita sales averages. Others show retail gaps. Looking at sales categories compared to Riverside County averages, the sampling of Major Industry Groups are falling below the average per capita sales rates. This statistic suggests that many Moreno Valley residents are traveling outside the City to complete purchases.



Moreno Valley’s Top 25

The City congratulates the following list of Moreno Valley’s top twenty-five sales producers during fiscal year 13/14 (listed alphabetically to maintain the confidentiality of their sales data):

- Arco on Moreno Beach
- Chevron (2 locations)
- Circle K
- Costco w / Gas
- Food 4 Less
- Home Depot

- iHerb
- JC Penney
- Lowe's Home Improvement
- Macy's
- Moss Bros Buick GMC
- Moss Bros Chevrolet
- Moss Bros Chrysler-Jeep-Dodge
- Moss Bros Honda
- Moss Bros Toyota
- Robertson's Ready Mix
- Ross Dress for Less
- Sears
- Serta Mattress
- Stater Bros
- Super Target
- Tesoro Refining & Marketing
- Volkswagen of Moreno Valley
- Walmart Supercenter

In conclusion, Moreno Valley businesses experienced overall fiscal year 13/14 sales growth of 6.1% compared with FY 2012/13. This growth ranked Moreno Valley 12th of 28 incorporated Riverside County cities. This year was the 4th consecutive year of sales growth and Moreno Valley's single best year of sales performance, with the data reflecting retail sales approaching \$1.4 billion. Growth opportunities remain, especially in the Business & Industry Major Industry Group. Retail gap analysis suggests that significant potential sales increases may be possible for businesses that attract residents who may be traveling outside Moreno Valley to complete purchases.

Spotlight Moreno Valley

The "Spotlight on Moreno Valley Business" program was created to recognize local businesses for their contribution to Moreno Valley, along with increasing residents' awareness of local shopping, dining, employment opportunities and non-profit service providers. One for-profit business and one non-profit organization providing services in Moreno Valley are featured monthly from differing categories representing each City Council district on a rotating basis.



Businesses and non-profit organizations are selected from a variety of sources, including referrals from City Council members, staff, and the Chambers of Commerce. Recent recognitions have included Be Happy Nutrition Center, Marco's Pizza, Caliente Restaurant and Low Cost Outlet. During September, recognition was given to Ranchitos Tacos Al Carbon, located in the Lakeside Plaza Shopping Center, and The Salvation Army. Businesses that will be spotlighted in October are Lighthouse Social Services, which offers a wide range of services to homeless veterans, and Sage College, formerly known as the California School of Court Reporting, which offers Associate Degrees in Paralegal Services and Court Reporting skills. Moreno Valley is proud to recognize and support our local business community and non-profit service providers.

Building & Safety Division

Quick Statistics

The following statistics compare the month of July in 2013 and 2014.

	July 2014	July 2013
Customer counter visits/total daily average	597/32	620/33
Building Permits Issued	188	199
Construction Valuation	\$7,285,241	\$3,430,202
Construction Inspections Performed	1156	824
Issued Certificates of Occupancy	17	18
Plan Check Activity	284	244
Monthly Revenue	\$82,599	\$256,169

Building Monthly C of Os

AUG 2014 BIGGER COFOs (NOT NEW- FROM GROUND UP)	
<i>PERMIT & LOT#</i>	<i>DEVELOPER AND TRACT #</i>
B1400768	Fresh & Easy #1050
B1401871	99 Cent Only store
B400810	Moreno Beach Urgent Care Center
B1302519	Moreno Valley community Medical Group
B1302499	Rising Stars Business Academy
B1301693	Autozone # 6206
AUG 2014 Tract COFO's	
<i>PERMIT & LOT#</i>	<i>DEVELOPER AND TRACT #</i>
B1302596 – 2	DR Horton Tract #32505
B 1302592 – 4	DR Horton Tract #32505
B1302597 – 5	DR Horton Tract #32505
B1302553 – 26	MV32715 (GFR)
B1302552 – 28	MV32715 (GFR)
B1302549 – 33	MV32715 (GFR)
B1302548 – 34	MV32715 (GFR)

Code & Neighborhood Services Division

Quick Statistics

The following statistics compare the month of August in 2013 to 2014.

	August 2014	August 2013
Cases Initiated	347	399
Closed Case Investigations	491	331
Parking Citations Issued	1,844	2,440
Administrative Citations Issued	102	51
Counter Customers	234	232

Special Enforcement

- Illegal Food Vendors
On July 25, Code & Neighborhood Services, along with Riverside County Environmental Health Department and the Moreno Valley Police Department, conducted a sweep for illegal food vendors within city limits. The team contacted three vendors, one in a vacant field and two from residences. All vendors were cited. All food was disposed of and equipment was taken for evidence. Code & Neighborhood Services will be working with these agencies in the future to continue to address these violations.
- Marijuana Dispensaries
On August 8th, a team from the Code Compliance Division, along with Moreno Valley Police Department POP Team and California Department of Labor Relations, conducted a sweep of the local marijuana dispensaries. Three dispensaries were contacted. The team observed numerous employees, marijuana being sold in common form and a variety of products from cookies, brownies, popcorn, candy bars and lemonade. The team also located a loaded shotgun behind some drywall in one of the businesses. Administrative citations were issued by Code Compliance and fines were imposed by the California Department of Labor Relations. Code Compliance is working closely with the City Attorney to pursue legal action against these illegal dispensaries.
- Homeless Encampment
On August 26th, a team comprised of Code Compliance officers, members from the Moreno Valley Police Department POP Team, Parks & Community Services, and Animal Services conducted a sweep for illegal encampments on City-owned property. We contacted a total of 6 campers in the vacant lot located on the south side of Ironwood Ave and east of Davis Street. All subjects were checked for warrants and cleared. They were then ordered to remove their personal property and leave the area. Parks & Community Services coordinated the removal of all trash and the trimming of overgrown vegetation so that the area is more visible.

Planning Division

Quick Statistics

The following statistics are for the Planning Division for the months of August 2013 and August 2014.

	August 2014	August 2013
Counter Customers	277	307
Major Case Submittals	12	6
Minor Case Submittals	55	53
Plan Check Submittals	135	44
Application Fees	\$107,959	\$78,535

Planning Commission

August 28, 2014:

- Approved a Conditional Use Permit for the installation and operation of a new wireless telecommunications facility, a 75 foot monopine located at 27905 John F. Kennedy Drive (Golf Course Maintenance Yard). The applicant is Verizon Wireless c/o Smartlink LLC.

July 24, 2014:

- Approved a Conditional Use Permit for the installation and operation of a new wireless telecommunications facility (two 80 foot high light standards) located at 15115 Indian Street (John F. Kennedy Veterans Memorial Park). The applicant is Smartlink, LLC.
- Approved a Conditional Use Permit for a new 50 foot mono-eucalyptus wireless facility. The proposal consists of 12 panel antennas, 6 RRU's, 1 parabolic antenna, 1 surge protector, 2 GPS Antennas, and 1 30KW/211 gallon diesel generator. The unmanned equipment for the telecommunications facility will be located in a 900 square foot lease area at 25565 Kalmia Avenue.

Projects Pending Before Planning Commission

- A Plot Plan application will be reviewed for a 52,250 square foot office building on a 5.8 acre portion of a 10.91 acre site zoned for commercial land use. The proposed development includes 342 parking spaces with a secure employee parking area. The project is located on the west side of Heacock Street at the Webster Avenue intersection. The applicant is CP Moreno Valley, DPSS, LLC.
- A proposed Bicycle Master Plan Update will be considered. The Bicycle Master Plan Update identifies Citywide bicycle facilities and programs that are consistent with and carry out the goals and objectives of the General Plan and amends the General Plan Bikeway Plan Map.

Administrative Approvals

- A Conditional Use Permit was approved to replace an existing monopalm with a new 75 foot monopine for co-location. The applicant is Verizon Wireless/Smartlink LCC.

- An Administrative Plot Plan was approved for the Model Home Complex and Sales Trailer for Tract 32715, a residential tract map at the southeast corner of Perris Boulevard and Ironwood Avenue. The applicant is JEC Enterprises.
- An Administrative Plot Plan was approved to establish the Trainer's Training Studio. The applicant is Carlette Wafer.
- An Administrative Plot Plan was approved to add three (3) antennas to an existing light pole cell site located in JFK Park. The applicant is Sprint.
- An Administrative Plot Plan was approved to change the product proposed for TR 31789, a residential tract map in the vicinity of Lasselle Street and Ironwood Avenue. The applicant is JEC Enterprises, Inc.
- An Administrative Plot Plan was approved for cell site modifications to replace 12 antennas and make other minor modifications. The site is located at Hidden Springs Park. The applicant is AT&T Mobility.
- A Custom Home Review was approved to rebuild a single-family dwelling that had burned. Applicant is Mr. Vicente Martinez.
- An Administrative Plot Plan was approved for construction of a 4,545 square foot open canopy for Moss Bros. Honda, located at 27990 Eucalyptus Avenue. The applicant is HC&D Architects.
- An Extension of Time was approved for Plot Plan of an industrial warehouse building located on Parcel Map 35150. The applicant is IDS Real Estate Group.
- A Phasing Plan was approved for Tract Map 31618, a 55-lot residential tract map at the southwest corner of Bay Avenue and Moreno Beach Boulevard. The applicant is FH II LLC.
- An Administrative Plot Plan was approved for Pacific Times Health Care College Moreno Valley, located at 14340 Elsworth Street. The applicant is Mr. Stephen Musee.
- An Amended Conditional Use Permit was approved to existing AT&T monopine cell site located at 11875 Pigeon Pass Road. The applicant is AT&T Mobility.
- An administrative approval to modify the accent/trim color was approved for the Food 4 Less Fuel Center located at northeast corner of Alessandro Blvd and Indian Street. The applicant is Barghausen Consulting Engineers, Inc.
- An Administrative Plot Plan was approved for interior and exterior building changes-new patio space for Rivals Sports Bar & Grill (the former Johnny Carino's building), located at 12580 Day Street. The applicant is Concord Equipment Company.
- An Administrative Plot Plan was approved to modify the site plan for Renaissance Village, an approved senior assisted living and memory care facility that is nearing completion. Site plan modifications include the elimination of an enclosed pool from Phase 1, modified raised garden area, a small dog park, and a putting green. The project is located at the southwest corner of Brodiaea Avenue and Moreno Beach Drive. The applicant is Continental East Fund VII, LLC.
- An Amended Conditional Use Permit was approved for the modification to an existing wireless telecommunications facility. The new antenna configuration will remove nine existing antennas, install 3 panel antennas & RRH's to the existing antenna array, and make other minor modifications to the facility located at 10271 Heacock Street. The applicant is SBA Communications.

- A Tentative Parcel Map was approved to create a two parcel map to include a 5.8 acre parcel (Parcel 1) and a 5.11 acre parcel (Parcel 2). The project is located on the west side of Heacock Street at the intersection of Heacock Street and Webster Avenue. The applicant is CP Moreno Valley DPSS, LLC.

Recent Case Submittals

- A Plot Plan was submitted for a new 4,988 square foot one-story building with mezzanine to serve as an animal clinic project. The applicant is Sunnymead Veterinary Clinic.
- An Administrative Plot Plan was submitted to replace an existing generator, a new condensing unit on the ground and electrical equipment upgrade. The applicant is Mansour Architecture Corporation.
- An Amended Conditional Use Permit was submitted to expand an existing communications building at 24541 Fir Avenue. The applicant is Mansour Architecture Corporation.
- An Administrative Plot Plan was submitted for a 1,124 square foot second unit. The applicant is Hector Nicolas.
- An Administrative Plot Plan was submitted for exterior paint changes for a 99 Cents Only Store at 23920 Ironwood Avenue. The applicant is ATC Design Group.
- An Administrative Plot Plan was submitted for exterior paint change for a 99 Cents Only Store at 22985 Cottonwood Avenue. The applicant is ATC Design Group.
- An Administrative Plot Plan was submitted for interior and exterior building changes and a new patio space for Rivals Sports Bar & Grill. Formerly Johnny Carino's building. Applicant is Concord Equipment Company.
- An Extension of Time for Conditional Use Permit was submitted for a new communication facility at 10271 Heacock Street. The applicant is Los Angeles SMSA LP, dba Verizon Wireless.
- A Tentative Tract Map was submitted for the subdivision of 53 gross acres into 189 single family detached lots, one park lot, 9 common area open space lots and 2 remainder parcels. Additionally, a Conditional Use Permit was submitted for a Planned Unit Development for the subdivision of 53 gross acres into 189 single family detached lots, one park lot, 9 common-area open space lots and 2 remainder parcels (R30). The project is designed to accommodate two lot size product types: 4,000 and 5,000 square feet. The project is located at Legacy Park, southeast corner of Gentian Street and Indian Street. The applicant is Mission Pacific Land Company.
- A Plot Plan was submitted for a 112 multi-family apartment complex located at Eucalyptus Avenue and Edgemont Street. Additionally, a General Plan Amendment and Change of Zone was submitted, which will change the designations from CC to R20. The project is located at Eucalyptus Avenue and Edgemont Street. The applicant is Pacific Development Solution Group.
- An Administrative Plot Plan was submitted for two portable classrooms at an existing Charter School located at 25560 Alessandro Boulevard. The applicant is Real Journey Academies.
- A Mitigation Monitoring Program was submitted for March Business Center, located at 24015 Iris Avenue. The applicant is Hogle-Ireland, Inc.

- An Administrative Plot Plan was submitted to add security fencing and gates to an employee parking lot located at 17791 Perris Boulevard. The applicant is Moreno Knox, LLC.
- An Administrative Plot Plan was submitted for Mystic Falls Banquet and Event Center for events (3,976 square feet) located at 24318 Hemlock Avenue. The applicant is Hector Hernandez.
- Amended/Administrative Plot Plans were submitted by Sprint for the following locations:
 - 26930 Fir Avenue
 - Southwest corner of John F. Kennedy Street and Kitching Street
 - Southwest corner of Eucalyptus Avenue and Elsworth Street
 - 23300 Cottonwood Avenue
 - Vicinity of Redlands Blvd and Manzanita Avenue
 - 11349 Perris Boulevard
 - 12981 Perris Boulevard
 - 27905 John F. Kennedy Drive
 - Sunnymead Boulevard and Village Road.
- A Plot Plan for cell site modifications to an existing wireless facility was submitted for a site located at 26755 Alessandro Boulevard. The applicant is T-Mobile.
- A Plot Plan for cell site modifications to an existing telecommunications facility was submitted for a site at 24903 Sunnymead Boulevard. The applicant is T-Mobile.

Walmart

Several development applications related to a proposed Walmart store are progressing through the development review process. The proposed Walmart store and additional retail pad are located on the west side of Perris Boulevard just south of Gentian Avenue (northerly of Iris Avenue). The Project Review Staff Committee has reviewed modified site design and elevations. Considerable progress has been made in addressing staff comments. A Screencheck EIR document is expected to be submitted in September. The applicant is Kimley-Horn and Associates, Inc.

First Industrial

The project is an approximately 1.4 million square foot warehouse on approximately 72 acres in the Moreno Valley Industrial Area. The project is located at the southwest corner of Indian Street and Nandina Avenue. The Draft Environmental Impact Report (EIR) has been noticed for public review. The EIR consultant has prepared responses to comments on the Draft EIR which are under review by Planning Division. The DEIR and related documents are available on the City's website. The applicant is First Industrial.

Modular Logistics Center

An approximately one million square foot warehouse has been submitted and reviewed at Project Review Staff Committee. The project is located on the east side of 17300 Perris Boulevard in the Moreno Valley Industrial Area. The first draft Screencheck EIR has been reviewed by the City, and the City's peer consultant. Planning staff is working with the peer consultant to finalize the comments. The applicant is Kearny Modular

Way, LLC.

World Logistics Center

The EIR consultant is continuing to work on the Final Environmental Impact Report. Planning staff recently provided comments on the third review of the documents. Based on the City's comments on the third review of the documents, the applicant is making additional modifications. The draft EIR and Response to Comments will constitute the Final EIR (FEIR). The FEIR will accompany the Specific Plan for the World Logistics Center for formal review by the Planning Commission and City Council.

The Draft Environmental Impact Report (DEIR) for the World Logistics Center was released on Monday, February 4, 2013. Comments on the DEIR were due on or before April 8, 2013. Approximately 140 comments have been received to date from local residents and property owners, responsible agencies and environmental groups, including a number received after the due date. The due date provided for a 60-day public review period for the DEIR, well in excess of the 45-day review period required by State law.

The World Logistics Center is a Specific Plan for up to 41.6 million square feet of high cube logistics warehouse space. High cube warehouses are large, high ceiling buildings built to accommodate modern, high efficiency logistics operations. The proposed Specific Plan includes nearly all of the property encompassed by SR 60, Redlands Boulevard, Gilman Springs Road and the southerly City limits. In addition to the Specific Plan, the project includes a General Plan Amendment, a Zone Change, an Annexation for an 85-acre parcel at Alessandro Boulevard and Gilman Springs Road, a Development Agreement, a Tentative Parcel Map for financial purposes and an Environmental Impact Report.

Other Activities

Nason Street Corridor Plan

An initial meeting with planning staff, staff from the Southern California Association of Governments (SCAG), and the consultant was held in late August, with regard to preparation of the Nason Street Corridor Plan. The City of Moreno Valley has received an award of SCAG grant funds for development of the Nason Street Corridor Plan. The goal of the Nason Street Corridor Plan is to enhance mobility and quality of life by expanding potential lifestyle, employment, shopping and entertainment opportunities, improving coordination of transportation services, expanding modal choices and creating a safe environment for pedestrians and cyclists along Nason Street.

Southern California Edison (SCE) Strategic Solicitation Phase 3

The Solicitation (similar to a grant) provides funding up to \$100,920 for staff to work on four tasks that will help the City further implement the City's Climate Action Strategy. On June 23, 2014, planning staff and SCE had a kick-off meeting to discuss the details of the implementation of the effort.

FINANCIAL & MANAGEMENT SERVICES DEPARTMENT

Financial Operations Division

Physical Inventory of Equipment Completed

As a part of our annual physical inventory process, accounting staff coordinated with all departments and confirmed the location and useful life of City equipment. More than 500 pieces of equipment, ranging from computer servers to park bleachers, with a combined original purchase price in excess of \$16M, were evaluated for financial purposes. This audit assisted departments with properly reporting equipment that is currently being used, no longer in use, and equipment that has been transferred to another department or designated for surplus. Properly accounting for the use of equipment by department helps when reporting depreciation by function of government and ensures that replacement funding is allocated accurately.

Fiscal Year 2013/2014 Payments Processed

Accounts Payable processed 7,112 payments totaling over \$154M during Fiscal Year 2013/14. Of these payments, approximately 43% were processed electronically to vendors, decreasing our postage costs and creating operating efficiencies by reducing the amount of staff time dedicated to the physical handling of vendor payments. All current and new vendors are encouraged to enroll in our electronic payment program.

Payroll processed 13,289 payments totaling over \$18M during Fiscal Year 2013/14 and approximately 93% were processed via direct deposit. With the implementation of eSuite, employees now have 24/7 access to paycheck records and have the advantage of retrieving current and historical paychecks on an as-needed basis anywhere they have access to the world wide web.

Continuous Training Available

More than 80 hours of software training were provided to approximately 20 employees who attended sessions offered in August. Capital Projects staff, new hires, and employees who have transferred divisions or job functions were trained on the functionality of Logos and eSuite that are essential to their job duties. Financial Operations, with the support of Financial Resources, Technology Services, and Purchasing, will continue to provide quarterly refresher training and new hire training as requested by departments.

Financial Resources Division

Housing Programs

Housing is a basic human need, and when it becomes difficult to make the housing payment, it can become a financial strain. The federal government considers housing to be affordable if a family spends no more than 30 percent of its income on its housing costs, including utilities. Families that pay more than 30 percent of their income for

housing are considered cost burdened and may have difficulty affording necessities such as food, clothing, transportation and medical care. Many people in the U.S. suffer from an inability to afford housing. An estimated 12 million renters and homeowner households pay more than 50 percent of their annual incomes for housing.

Due to the problems that some low-income individuals and families have with paying for housing, the Federal Department of Housing and Urban Development (HUD) funds several programs that are geared to help people in this situation. HUD is a government organization that has the mission of providing more affordable housing for people with low incomes. To accomplish this goal, HUD regularly issues grants to local government. This grant money is then used by local governments to invest in low-income housing. These are also sometimes referred to as affordable housing programs. The HOME Investment Partnership Program is one of the primary grant programs that local governments use to obtain funding to help build low-income housing. Individuals looking for assistance can contact their individual City and County to find specific rental, homebuyer, and homeowner assistance programs as well as other resources for homeless persons, including, youth, veterans, and victims of foreclosure. The following table provides a summary of the current 2014 income limits to qualify for affordable housing.

Annual Income Level	% of Area Median	Number of Persons In Household							
		1	2	3	4	5	6	7	8
Extremely Low Income	30%	\$12,750	\$14,600	\$16,400	\$18,200	\$19,700	\$21,150	\$22,600	\$24,050
Very Low Income	50%	\$21,250	\$24,300	\$27,350	\$30,350	\$32,800	\$35,250	\$37,650	\$40,100
Low Income	80%	\$34,000	\$38,850	\$43,700	\$48,550	\$52,450	\$56,350	\$60,250	\$64,100

Neighborhood Stabilization Program (NSP)

The Neighborhood Stabilization Program (NSP) is an additional program established by HUD to help stabilize communities that have suffered from foreclosures and abandonment. The NSP program has been one of the effective tools that the City of Moreno Valley has utilized to continue to reinvest in our community and to provide affordable housing solutions. During the last month, the Financial Resources Division has been actively involved in the following NSP affordable housing projects:

- Myers Ave. – Construction of 8 new homes with Habitat for Humanity
- Adrienne Ave. - Rehabilitation of 4 units for future rental
- Allies Place - Rehabilitation of 4 units for future rental
- Single Family Homes:
 - Gorham - Available

- Mark Twain – In Escrow
- Antilles – In Escrow
- Bay – In Escrow
- Wintergreen – In Escrow
- Davis – In Escrow (third party resale)
- Sugar Creek – Sold
- Rojo Tierra – Sold
- San Lupe – Sold

Special Districts Division

\$15M in Fixed Charges Submitted to County

Fixed charges in the amount of \$15,043,886.24 were submitted to the County of Riverside with none rejected. The 176,543 charges represent those parcel charges, assessments or special taxes that the City applies on behalf of the various programs it operates. Property owners will see the individual charges on their 2014/15 property tax bills, which the County mails at the end of October each year. Revenue received from these charges supports the City's street lighting programs, special landscape maintenance districts, the NPDES program, maintenance CFDs, debt service for bonded CFDs, reimbursement for fire and nuisance abatement costs, Parks & Community Services, and recovery of delinquent solid waste charges on behalf of Waste Management.

EMWD Moves to Stage 3a in Water Shortage Contingency Plan

Due to California's serious drought, EMWD announced that it has moved to Stage 3a of its Contingency Plan. Price variances will no longer be allowed for increases in water usage to establish new landscaping. This will have an impact on the water costs for each of the landscape maintenance districts and may require alternative investments which do not require additional water usage. The complete statement can be viewed from EMWD's website at:

<http://www.emwd.org/Home/Components/News/News/408/36?backlist=%2f>

Hidden Springs Residents Committee (HSRC)

Staff is working with residents within the Hidden Springs community to develop the list of landscape reinvestment projects for the 2014/15 fiscal year. Reinvestment projects are funded by parcel charges property owners pay for Zone 02 of the City's Landscaping Maintenance District 2014-02. Staff conducted a walk-through with representatives of the HSRC to discuss maintenance needs and discuss scenarios for reinvestment projects. Representatives have asked staff to develop recommendations for their consideration. The residents met in August to discuss and gain consensus on their priorities, which staff will use when formulating a plan. Replants typically occur during November/December when temperatures are usually cooler, requiring less irrigation and providing better survival rates for new plantings.

Treasury Operations Division

Investment Management Services RFP

On June 2 the City issued a Request for Proposal (RFP) for Investment Advisory Management Services. Responses to the RFP were due June 26, at which time the City received nine submittals. An evaluation team reviewed the submittals and, based on an established set of criteria, pared the list down to three finalists. Those criteria included experience investing public agency funds, experience with California Government Code requirements, investment philosophy, rate/fee structure and a few other criteria. The three finalists participated in interview sessions on August 13 with the Finance Subcommittee. The finalist was awarded the contract by Council on August 26.

Technology Services Division

Moreno Valley Utility (MVU) Conversion Project

Over the course of the past two months, the Technology Services GIS section provided oversight for the Electric Utility conversion project and completed an update to the MVU Electric geodatabase. This update is reflected in the Moreno Valley Map Viewer as well as in hard copy maps and atlas books. The Moreno Valley Map Viewer provides ENCO and City staff with online access to all MVU asset records. It provides a link between the GIS data and as-built documents—20 in this latest update—added to the more than 100 documents already associated with MVU records.

Stormwater BMP Application

Land Development inspectors have a new mobile GIS application developed by Technology Services and designed to geo-locate and record stormwater Best Management Practices (BMPs) located within private developments throughout the City. BMP is a term used in the United States and Canada to describe a type of water pollution control. Historically, the term has referred to auxiliary pollution controls in the fields of industrial wastewater control and municipal sewage control, while in stormwater management (both urban and rural) and wetland management, BMPs may refer to a principal control or treatment technique as well.

The mobile application allows staff to capture the Global Positioning System (GPS) location in the City and other information necessary to inventory and monitor the stormwater BMP feature. Staff has inventoried more than 230 stormwater features to date. The information is stored in a geodatabase that Stormwater Management Program staff will utilize to enter and retrieve data. The data is necessary to better evaluate BMP effectiveness, determine potential water quality problems and track the maintenance frequency of the BMPs.

The application helps the City remain in compliance with its NPDES permit. Additionally, the data will be used to update a regional watershed pollutant model used to re-distribute clean-up cost for the many local, state and private stakeholders involved with efforts to clean up the water in both Canyon Lake and Lake Elsinore.

FIRE DEPARTMENT

Administration

Be the Match

Thousands of people every year are diagnosed with life-threatening blood cancers such as leukemia and lymphoma. For many of those individuals, the only cure is a bone marrow transplant. The City of Moreno Valley, in conjunction with CAL FIRE/Riverside County Fire, hosted a bone marrow donor drive on July 15 throughout Riverside County. We partnered with the City of Hope and Be The Match[®], which is a nonprofit organization operated by the National Marrow Donor Program[®]. Nurses from the City of Hope were on site to collect basic donor information and through testing, potential candidates were entered into the national database as a bone marrow donor. Forty-four candidates were screened throughout the County as part of this bone marrow donor drive.

Fire Prevention

Multi-Family Residential Housing Inspection Program Update

On July 14, Fire Chief Abdul Ahmad presented an update on the City's Multi-Family Residential Housing Inspection program to the Public Safety Subcommittee (PSC). The Executive Director of the California Apartment Associations was present in addition to several members of the public.

Adding to the overview of the program was a review of responses to apartment fires in Moreno Valley over the past year. Justification of the fees collected by this program was also presented to the PSC, including fee comparisons to surrounding Inland Empire jurisdictions, as well as fee schedule alternatives that could be considered if changes were desired. After much discussion in regards to program costs, it was recommended that the annual per-unit fee of \$36 would continue. This fee will be charged for the total number of units in the entire complex. Additional buildings, such as pool houses and clubhouses, will be charged a flat inspection fee of \$160 per building. These fees will include both the initial inspection and the first re-inspection. Subsequent re-inspections will be subject to additional fees at the 'per building' rate.

Moreno Valley Fire Department's Multi-Family Residential Housing Inspection Program was implemented in 2010 to comply with the California Health & Safety Code's mandate to conduct fire inspections at all apartment buildings annually. Since the program was first proposed four years ago, we have observed the benefits of this comprehensive inspection program and feel that the level of safety for our apartment residents has greatly increased.

California State Fire Marshal Fire Plans Examiner

In August, Paul Villalobos attended the Fire Prevention 3A Course on Hydraulic Calculations for Fire Sprinkler Systems at Santa Ana College. This was the final course he needed to complete in order to obtain his Fire Plans Examiner Certificate from the

State Fire Marshal's Office. The goal of the State Fire Training's certification program is to set minimum performance standards for each classification; identify the tasks a candidate must perform to obtain certification; provide the means for maintaining a record of training accomplishments; and correlate Office of the State Fire Marshal certification standards with state and national certification program standards.

Summary of Fire Prevention Projects

Fire Prevention has been reviewing numerous large projects including:

- The second phase of the Sares Regis project (Deckers Outdoor)
- The March Business Plan for fire access
- A 100-unit residential development project
- A new continuation school for the Moreno Valley Unified School District (Bayside School).

Fire Prevention also approved the following businesses for occupancy in July:

- The Hibachi Grill at the Canyon Springs Shopping Center
- Tilly's at the Moreno Valley Mall
- Pizza 585 at Towngate Crossing off of Day Street

Office of Emergency Management

City Employee Blood Drive

On July 28, the Office of Emergency Management coordinated with the American Red Cross to host a City employee blood drive, netting 18 pints of blood. While our efforts are valued, the Red Cross is reporting that there is an urgent need for blood, especially as donations are reportedly down 8% from the beginning of May through mid-July compared to the same time period last year.



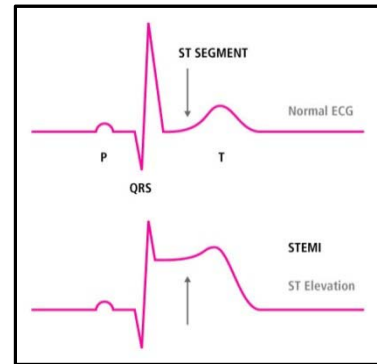
Moreno Valley Realtors and Affiliates

On July 17th, the Office of Emergency Management Program Manager Alia Rodriguez and Battalion Chief Mark Williams conducted a presentation to the Moreno Valley Realtors and Affiliates Association, covering topics such as emergency preparedness tips, fire prevention systems, 9-1-1 system overview, and a comprehensive overview of the fire services provided as well as the cooperative relationship between CAL Fire/Riverside County Fire and the Moreno Valley Fire Department.

Fire Department Significant Events

- July 8: Kennedy Park Fire Engine 65 was dispatched to an emergency call for service for an adult female in cardiac distress. Fire Department personnel arrived on scene and located the patient lying on her bed unconscious and unresponsive. The patient's heart rate was extremely low and the firefighter paramedic could not obtain a blood pressure. Information obtained from the cardiac monitor showed that the

patient had an elevation in her heart rhythm, which was an indication of a type of life-threatening heart attack known as a STEMI. The firefighter paramedic immediately began administering aggressive advance cardiac life support care. The patient was being placed into the ambulance when she lost pulses and went into cardiac arrest. Per protocol, the patient was transported to the closest area hospital accompanied by the paramedic firefighter who continued to provide advance cardiac life support care in conjunction with AMR's paramedic. The patient was transferred to the emergency room staff with active resuscitation efforts still ongoing. The patient regained a pulse and had a sustainable blood pressure prior to the Fire Department departing the emergency room.



- July 13: Kennedy Park Fire Engine 65 and a covering battalion chief responded to a report of a traffic collision, possibly requiring extrication of the occupants, at Cottonwood Avenue and Heacock Street. Upon arrival, Fire Department personnel noted there were five occupants inside one vehicle with three of those occupants requiring extrication. The second vehicle involved in the accident had a total of three occupants but they did not require extrication. All patients were extricated within 14 minutes of the first arriving fire apparatus. Four people were transported to the local area trauma receiving center.
- July 26: TownGate Fire Engine 6 responded to a report of a vehicle versus a pedestrian in their primary response area. Upon arrival, they located an 8-year-old child who was trapped underneath the front portion of a van. The vehicle was being raised up by a jack by bystanders upon arrival of Fire Department personnel. The patient was conscious and able to communicate with firefighters. The firefighter paramedic from Engine 6 began pediatric advance life support care including full cervical spine precautions. Upon arrival of the ground transport ambulance, the patient was placed on a gurney and Fire Department personnel continued to provide advanced life support care during transport to the local area hospital. The patient is expected to make a full recovery.
- July 27: TownGate Fire Engine 6, Sunnymead Ranch Fire Engine 48, and Sunnymead Truck 2 responded to a report of a traffic collision at Sunnymead Boulevard and Frederick Street. Upon arrival, Fire Department personnel noted there were two vehicles involved in the accident, with two of the four patients having been ejected from the vehicles. Both of the ejected patients were classified for immediate transport due to trauma sustained to their upper body; the remaining two patients suffered minor head injuries. Firefighter paramedics provided advance

trauma life support care to all patients prior to transporting them by ground ambulance to the local trauma receiving center.

- August 6: Moreno Beach Fire Engine 58, Sunnymead Truck 2, and Moreno Valley Police Department units responded to a report of a vehicle that had struck a tree in the primary response area of the Moreno Beach Fire Station. Upon arrival, Fire Department personnel located a vehicle that had struck a utility pole, with one occupant requiring extrication. Due to the location of the patient inside the vehicle, advance life support trauma care could not be provided until they were removed from the vehicle. The firefighters assigned to Truck 2 removed the roof of the vehicle and all 4 doors in just under 13 minutes. Advance trauma life support care was immediately initiated once the patient was extricated from the vehicle by the firefighter paramedics assigned to Engine 58 and Truck 2. The patient was transported to a local trauma receiving hospital accompanied by a firefighter paramedic. The final outcome of the patient is unknown.
- August 30: Moreno Valley Fire Department units and AMR were dispatched to a report of a person in cardiac arrest. Fire Department personnel arrived on scene and located an adult elderly female patient lying on the floor with bystander CPR in progress. The firefighter paramedic from Engine 91 placed the patient on a cardiac monitor, which showed she had no heart rhythm. Aggressive advance cardiac life support was initiated by Fire Department personnel, which included establishing an advanced airway, starting an IV, and administering life-saving cardiac medication. The patient's heart rhythm converted to ventricular fibrillation after the administration of one round of cardiac medication. The patient was defibrillated twice and regained a normal heart rhythm and a palpable blood pressure. Firefighter paramedics continued to provide advance life support care during transport to a local area hospital by AMR. While en route to the hospital, the patient had a palpable pulse and blood pressure; however, the cardiac monitor was now showing the patient had a life threatening heart condition known as a STEMI. Per the base hospital, transport was continued to the local area hospital due to the critical nature of the patient. After the patient was stabilized, she was transferred to the closest hospital that had a catheterization laboratory to improve the survival chances of the patient. The final outcome is unknown.
- September 3: units from the Moreno Valley Fire Department were dispatched to a report of a structure fire. Upon arrival, firefighters found smoke and flames issuing from the garage. An aggressive interior attack by Fire Department personnel, combined with vertical



ventilation operations by Sunnymead Truck 2, contained the fire to the garage; however, the vehicles inside the garage were completely destroyed by the fire.

- September 4: units from CAL FIRE/Riverside County Fire, along with the Moreno Valley Police Department and AMR, responded to a report of a traffic collision at the Cactus Avenue overpass and the Old 215 Frontage Road. Kennedy Park Fire Engine 65 arrived on scene and found a motorcycle that was pinned under the driveline and rear axle of a semi-truck. The rider of the motorcycle had separated from his vehicle and was located just behind the rear dual tires of the semi-truck. The firefighter paramedic from Engine 65 began an assessment of the patient and found him to be pulseless, not breathing, and cold to touch. The patient was placed on a cardiac monitor to confirm that there was no heart rhythm. Per Riverside County protocol, the patient was determined to be deceased on scene.

PARKS & COMMUNITY SERVICES DEPARTMENT

Special Events

MoVal Rocks Summer Concerts /MoVal Movies in the Park

The series wrapped up for the season on August 7 with a Battle of the Bands competition featuring four local bands. The KJS band was awarded a trophy and a guitar donated by Fender. Residents also enjoyed a showing of the movie *The Nut Job*. More than 500 residents have joined the weekly free entertainment at the Conference and Recreation Center.

Recreation staff is currently planning for the Fall Movies in the Gym season. This season's movies will include:

October 3 – *Frozen*

November 7 – *Muppets Most Wanted*

December 5 – *The Lego Movie*

An estimated 150 families are expected to attend.

YouthFest

On Saturday, September 13, the Parks & Community Services Department hosted the Youthfest event at Community Park. The event, sponsored by the Morning Optimist Club of Moreno Valley, introduced young residents and their families to more than 70 community youth-based businesses and organizations. The annual activity featured a DJ, opportunity drawings, emergency vehicle displays, and performances from local talent. Over 1,500 were in attendance.

Ride MoVal

The Ride MoVal 2014 biking event is set for October 26th at the Conference & Recreation Center. This community ride offers fun and challenges for riders of all ages. Staff has met with the event organizer and confirmed the routes and rest stops. There are four different rides: 5-mile, 15-mile, 32-mile and 62-mile (metric Century), and post-activities will include food, beer garden, and DJ.

Kristi Trinh, a senior from the Moreno Valley Unified School District, is volunteering on this event to recruit volunteers to make this year's bike ride as successful as last year's. Neighborhood Cyclery is a sponsor for this event.

Parks Projects

Lasselle Sports Park

The new park was dedicated on Saturday, September 27th. The ceremony included remarks from Mayor Jesse L. Molina, Council Member George E. Price, and Riverside County Supervisor Marion Ashley. The nearly 13-acre park on Lasselle Street, just south of Krameria Avenue, features three regulation-size natural turf football fields with

lighting, LED scoreboards, a decomposed granite walking path, picnic shelters, restrooms, parking lot, playground, bleachers, a snack bar and barbecues. More than 400 people visited the park throughout the day, enjoying refreshments, Pop Warner Football games, and a performance from the Moreno Valley High School Viking Regiment.

Celebration Park

The synthetic turf has been heavily vandalized three times since its installation. Staff has installed cameras to deter vandalism. Additionally, six-foot-high fencing will be installed within the next couple of months to protect the site.

ADA Improvements

In compliance with the Americans with Disabilities Act, concrete replacement and other ADA improvements have been ongoing at several sites (various districts). The most recent site for improvements has been Morrison Park (District 3).

TownGate Community Center

A MUSCO Control Link automated light control system was installed to replace mechanical timers at TownGate Community Center (District 5). This will allow for more accurate timing of lights and should help to lower electric bills at this site.

March Ball Field #1

A MUSCO Control Link automated light control system will be installed on ball field #1 at March Field Park (adjacent to District 4). This will allow staff to remotely set lighting schedules, saving staff time and electricity.

Morrison Park

The sports lighting fixtures at Morrison Park (District 3) are obsolete and light bulbs are being discontinued. The fixtures will be replaced with a more efficient design with shields to eliminate most vertical light. This project is planned to be completed by October.

Cottonwood Golf Center

Renovation of the old recreation center at Cottonwood Golf Center (District 5) into a banquet facility started on September 10. The modifications are primarily cosmetic and energy saving. A pine tongue and groove drop (1-1/2") ceiling will be installed to hide electrical wiring and conduit, lighting will be replaced with LED, ceiling fans will be added, interior windows looking into storage will be removed, a staging area for catering will be created, and other decorative features. This will modernize the facility, making it event ready. This area will be referred to as the Cottonwood Banquet Room and will be actively marketed by staff for rentals. Increasing rental revenue is an important part of the plan to reduce the operating budget deficit of the Cottonwood Golf Center.

Parks Maintenance Division

Projects Completed

- Fence installed at playground water feature and concreted 9' x 9' area at Celebration Park
- Installed trash cans at March Community Center

Projects in Progress

- Repair high spots in concrete; repair all trails; install posts at Fairway and Ridgecrest Parks restroom shelters
- Replace post on shelter at Sunnymead Park
- Paint shelters at Hidden Springs and Sunnymead Parks
- Install 290 recycle trash containers at all park sites (70% complete)
- Install new urinal in men's restroom at Morrison Park
- Grade ballfield infields at Morrison Park
- Troubleshoot and repair faulty irrigation wiring at Westbluff Park
- Add plants and trees to TownGate II and Shadow Mountain Parks (50% complete)
- Pour concrete slab, maintain equipment, fertilize greens, and spray all greens for fungus at Cottonwood Golf Center.

Vandalism and Graffiti

\$2,248 worth of vandalism and graffiti damage was reported in August, at the following sites

- Aqueduct Bikeway (\$502)
- Community Park (\$563)
- Gateway Park (\$41)
- JFK Park (\$420)
- Pedrorena Park (\$30)
- Towngate Park (\$479)
- Valley Skate Park (\$82)
- Victoriano Park (\$90)
- Westbluff Park (\$20)
- Woodland Park (\$21).

Staff spent 44½ hours to abate the vandalism and graffiti, which is approximately five-and-a-half full-time work days. Total hours through August, for calendar year 2014, to abate and repair the damage to park property by vandalism and graffiti, is 281, which is approximately 35 full-time work days.

Court Referrals

Program participants in the Riverside Sheriff's Department Work Release Program worked 128 hours during August, which equates to approximately 16 full-time work days.

Park Ranger Statistics

In August, the Park Rangers patrolled 1,804 areas, had 4,623 public contacts, and reported 253 violations such as curfew, vandalism, parking, and alcohol violations in the parks. Through the first eight months of calendar year 2014, the Rangers have patrolled 16,973 areas, had 44,030 public contracts, and reported 1,217 violations.

Recreation Division

Time for Tots

The annual Open House was held at the TownGate Community Center on August 14. This fun-filled event featured an information booth, various games, face painting, arts and crafts, a bouncer, a fire vehicle tour, a visit from John's Incredible Pizza, and light refreshments. Staff would like to thank Fire Station #6 and John's Incredible Pizza for assisting and making the day memorable for new and returning children.

The fall session of Time for Tots began on August 18. Many new and returning tots, ages three to five years, spent the first two weeks of the 2014-2015 school year acclimating to school by participating in an exciting sensory fair (exploring the five senses) as well as other activities that introduced both staff and children to their personalities. Staff has many exciting and educational special activity days planned throughout the school year.

Valley Kids Camp

The increasingly popular Summer Valley Kids Camp came to a close on August 12. Youth in grades kindergarten through eighth from the Moreno Valley and Val Verde Unified School Districts enjoyed the end of their summer vacation playing recreational games, watching movies, planning and participating in a talent show, and visiting Celebration Park. This summer's camp attracted an average of 130 youth per week. Valley Kids Camp will continue during the holiday breaks in November and December.

Recreation Programs and Classes

Recreation classes were very busy during August with community residents registered for music, art, dance, martial arts, bowling, and cheerleading. Many of these classes were filled to capacity with youth and adults enjoying their summer in fun-filled classes.

New classes began in September, such as Computer, Art of Creative Writing, Hot Hula, Watercolor, and ZumbAtonic (Children's Zumba class). Join us for these exciting new classes as well as a variety of energetic instructors of continuing classes.

Sports

On August 9, Kawhi Leonard, Most Valuable Player of the National Championship San Antonio Spurs, hosted a six-hour youth basketball clinic at the Conference & Recreation Center. Seventy-five participants met this National Basketball Association (NBA) professional and were able to take a picture with the NBA Championship Trophy. This was the second annual clinic Leonard has hosted with the City of Moreno Valley.

Pee Wee and Junior T-ball registration for youth ages three to seven was held for this season's Pee Wee/Junior Basketball Clinic. This four-week clinic introduced youth to the fundamentals of the sport, in preparation for a league that began in September.

Youth sports staff is preparing for the Youth Basketball Clinic beginning in mid-October. That will be closely followed by the Youth Basketball Winter League, which runs from November to March.

The new season of the Men's Softball League held at March Field Park began in mid-September.

Senior Community Center

Activities

The Center held its annual Senior Luau in the banquet hall on August 14. Approximately 85 seniors enjoyed pulled pork BBQ sandwiches and French fries and participated in games and a best-dressed contest. Prizes were awarded accordingly. Prime Care sponsored the event.

The August senior birthday party was celebrated on August 28. This event was sponsored by the Friends of Moreno Valley Senior Center, which provided a free meal and a box of candy, and Miller Jones Mortuary donated the cake and ice cream.

Sewer Line Replacement

Work on the replacement of the Senior Community Center's sewer line is complete.

Child Care Grants

THINK Together has the following events planned for students during this school year.

- Lights On: October 23
- LA 84 Middle School Sports: Year round
- Elementary Intramural: March-May
- Reading Contest: February-March
- Read Across America: February-March
- Science Fair: May
- Robotics/Archeology/UCR Mini Medical/Music/Arts/Healthy Living: Year round

The THINK Together program leaders and site coordinators have been trained in a variety of Engagement Strategies to support the implementation of the school district's Common Core. Below are some of the instructional strategies that will be utilized throughout to enhance language production and development. These strategies will give each student the opportunity to practice and develop their critical thinking and communication skills.

Some examples of the strategies include:

- Sentence Starter Frames
- 10/2 Method
- Give One-Get One
- Webbing

Val Verde sites will be implementing iPads to support student learning. The iPads will be rotated through sites in order to support Math, ELA, and Science lessons. Students will also utilize the iPads to view “Show Me” videos, which are utilized during school day instruction to support STEM as well as English Language Arts.

As Target is a partner with the program, their focus is to support literacy at THINK Together. They have made a commitment to provide all students that are served an opportunity to develop their fluency skills. To do this, THINK Together has partnered with Target to have all students in the region practice sight words and fluency passages daily. Each student will be assessed regularly to track their performance and progress toward the following goals.

The Goals are:

- 85% of kindergarteners will master 10 sight words
- 85% of 1st graders will master 150 sight words
- 85% of 2nd graders will master 250 sight words
- 85% of 3rd graders will master 350 sight words
- 85% of 4th graders will master 450 sight words
- 85% of 5th graders will master 550 sight words

POLICE DEPARTMENT

Administration

Cases of the Month:

- July 2014:

In early July, officers responded to a strong armed robbery at a business located in the 16000 block of Perris Blvd. During the robbery, the adult male suspect threatened to harm the store clerk's children if she called the police. Over the next few weeks, the same suspect took items from separate businesses in the same area. Officers with the Police Department's Robbery Suppression Team began investigating the robberies and searching for information on a possible suspect. In early August, the same suspect committed a robbery at the original victim's business. The victim called 911 and was able to provide a detailed description of the suspect. Officers immediately responded and located the suspect hiding in the area. He was detained without incident and stolen property was located on the suspect's person.

The Robbery Suppression Team responded by investigating further. Investigators served a search warrant at the suspect residence, located in the 25000 block of Moorland Street. During a search of the residence, investigators located evidence linking the suspect to several robberies and burglaries in the area. The adult male suspect was ultimately arrested and booked into jail.

- August 2014:

Last month, officers responded to a past burglary that occurred at a residence located in the 11000 block of Steeplechase Dr. During the residential burglary, several items were stolen from a recently deceased person. Family members called after arriving at the location to move the property. Officers with the Police Department's Burglary Suppression Team began investigating the burglary and believed the suspects would possibly return for additional items. The following day, officers conducted surveillance at the residence. During the surveillance, several subjects arrived at the residence and entered through a back window. Officers immediately established a perimeter and ultimately detained two adult females and one adult male. The suspects were removing additional electronic equipment from the residence with previously stolen property located inside of their vehicle.

Investigators with the Police Department's Robbery Suppression Team served a search warrant at the residence of one of the suspects, located in the 25000 block of Cobble Creek. During a search of the residence, investigators located evidence linking the suspect to several burglaries in the area. They also recovered several items of stolen property related to the burglaries. While at the residence, officers detained two adult females and one adult male. While searching the residence, officers located illegal narcotics and stolen credit cards. All six suspects were transported to the police station for further investigation. Later that evening, all six suspects were arrested and booked at the Robert Presley Detention Center.

Officers continued to investigate the incident in an attempt to locate and recover the outstanding stolen property. Further investigation led the officers to an occupied motorhome. Officers made contact and detained an adult male. During a search of the motorhome, officers located the remainder of the outstanding stolen property. The adult male was also arrested and later booked at the Robert Presley Detention Center. All recovered stolen property was released to the family of the deceased person.

Community Services Unit:

“Coffee with a Cop” and Zone Community Policing Events

In an effort to improve relationships, the Moreno Valley Police Department is hosting morning and evening events in each of four Police Department-designated zones. At “Coffee with a Cop” events, the public is invited to join the Police Chief and officers designated to work in the respective zone for a cup of coffee and engage in informal conversation about issues related to safety in the City. Zone Community Policing meetings are also held in each respective zone; these meetings are scheduled in the evenings with the intention of addressing issues that are zone specific. For event dates, please visit the Police Department web pages on the City’s website at www.moval.org.

National Take Back Day

- On September 27th, Community Services conducted an operation with the National Drug Enforcement Agency called “National Take Back Day.” During this operation, citizens were able to bring all unwanted and expired pharmaceutical drugs to the Police Department for destruction.

Volunteer Opportunities

The Moreno Valley Police Department relies heavily on volunteer forces to assist with providing quality service to the citizens of Moreno Valley. Below is a list of current positions that are available to Moreno Valley citizens:

- Citizens Patrol - Uniformed high visibility patrol in marked patrol units;
- Anti-Graffiti Patrol – Non-uniform patrol in unmarked vehicles to assist in surveillance and reporting of graffiti vandals;
- Front Office Assistant - Assist front office personnel with day-to-day activities;
- Incident Call Out - Respond to major incidents within the City to assist with perimeter security, road closures, and searching for lost hikers/missing persons;
- Citywide Camera System – Monitor call board and review related camera angles to assist with gathering information on calls for service, and proactive monitoring of parks and problem or high crime areas.



Problem Oriented Policing Unit:

The POP Unit is actively working in the following ways:

- High visibility patrol on Sunnymead Blvd. corridor
- Bicycle Patrol
- Vice operations
- Illegal gambling
- Shoulder tap/ABC compliance operations
- Crime Free Multi-housing meetings
- Assisting with zone meetings
- Working to address twenty specific zone complaints throughout the City

Special Enforcement Team:

The Special Enforcement Unit is comprised of officers who are specialized in gang enforcement, drug enforcement and burglary/robbery suppression. Officers and investigators working this unit are involved in several enforcement programs and specialized investigations. Gang officers conduct weekly gang intervention programs and work closely with School Resource Officers and the Youth Accountability Team. Drug enforcement officers are very proactive by making daily arrests related to drug usage, possession, transportation and sales of various drugs.

Our Special Enforcement Unit will be conducting upcoming high impact patrols to suppress gang activity in specific areas throughout the City.

Traffic Division:

A list of current enforcement events our traffic team is involved with:

- Motorcycle Enforcement
- DUI Saturation Patrol
- DUI Checkpoints / conducted three this past month.
- Avoid the 30 / roving DUI enforcement



PUBLIC WORKS DEPARTMENT

Capital Projects

Security Fencing for Fire Station No. 48 and Fire Station No. 65

Capital Projects Division, in response to Fire Department's request, has provided design and construction of the security fencing for Fire Station No. 48 and Fire Station No. 65.

The project installed approximate 400 linear feet of steel fence and posts around the perimeter of Fire Station No. 48, provided a motorized sliding gate with remote control and three pedestrian gates as access to the Fire Station. For Fire Station No. 65, the project installed approximately 90 linear feet of steel fence, with two pedestrian gates surrounding the patio area.



The construction contract for Security Fencing for Fire Station No. 48 and Fire Station No. 65 was awarded to M.C. Alyea Construction.

State Route 60/Theodore Street Interchange

The SR-60/Theodore Street Interchange project was approved by the City Council in April 2013. On July 9, 2013, the City Council awarded a contract to RBF Consulting, for project approval and environmental documentation (PA/ED), in order to begin the Caltrans documentation and approval process. In fall 2013, the City applied for, and was successful in obtaining, federal funds for more than \$900,000 towards the PA/ED effort. The federal government and Caltrans released the funds for use on July 23. The project will replace the old 2-lane bridge over the freeway with a wider, higher bridge, widen Theodore Street to meet traffic demand, reconfigure the ramps to accommodate future traffic, and related improvements. The PA/ED phase is proceeding, with the next activities being evaluation of geometric alternatives, environmental studies, a draft environmental document, and public outreach.

Nason Street Improvements from Cactus Avenue to Fir Avenue

The Nason Street Improvement project involves the widening of approximately 2 miles of Nason Street from Cactus Avenue to Fir Avenue. The improvements include pavement rehabilitation; westerly parkway grading along Nason Street from Cactus Avenue to Fir Avenue; traffic signal systems at the intersections of Hospital Road, Alessandro Boulevard, Cottonwood Avenue, Dracaea Avenue, Eucalyptus Avenue, and Fir Avenue; street lighting system, and installation of traffic signal interconnect system.

Together with street widening, the project will include the undergrounding and installation of Southern California Edison (SCE) and other dry utility facilities for Nason Street from Cactus Avenue to Bay Avenue, which is approximately 0.8 miles. SCE

power pole and overhead facilities shall be removed and underground facilities shall be constructed under SCE's undergrounding program Rule 20A and 20B.

The subject work will include coordination with utility purveyors having facilities in the project area, including, but not limited to, Southern California Edison (SCE), Moreno Valley Utility (MVU), Eastern Municipal Water District (EMWD), Verizon, Time Warner Cable, and Sunesys. The work will also include coordination with Riverside County Flood Control and Water Conservation District (RCFC&WCD).

The bid opening was on April 9th. The construction contract was awarded early in May. Construction started end of June 2014 for total of 340 working days. Construction will end by October 2015 (weather permitting).



State Route 60/Nason Street Overcrossing Bridge, Hardscape, and Landscaping

All the bridge, roadway, traffic signal, and stamped concrete work have been completed. In July, the contractor performed clean-up and punch-list work leading up to Caltrans acceptance of the improvements. A plant establishment period with regular monitoring has started as part of the City's arrangement with Caltrans. The project team continues to get very positive feedback on the attractive appearance of the project.



Cycle 1 Citywide Pavement Resurfacing Project

The Cycle 1 Citywide Pavement Resurfacing project is under construction and is set to provide pavement resurfacing for six arterial/collector street segments:

- Alessandro Boulevard (Frederick Street to Indian Street)
- Alessandro Boulevard (Oliver Street to Moreno Beach Drive)
- Bay Avenue (Frederick Street to Graham Street)
- Cottonwood Avenue (Indian Street to Kitching Street), Dracaea Avenue (Elsworth Street to Frederick Street)
- Dracaea Avenue (Graham Street to Heacock Street).

The work includes either recycling or removing existing asphalt concrete pavement and overlaying with a layer of asphalt rubber hot mix concrete, as well as the reconstruction of a number of access ramps within the paving limits to meet current ADA standards, to enhance safety, drivability and accessibility for road users. The estimated cost of this project is \$4.3 million. The project is funded with the proceeds from the California Communities Gas Tax Revenue Certificates of Participation, Series 2001B, Total Road Improvement Program (TRIP) and Measure A Funds. These improvements will enhance the drivability and appearance of the streets and protect the street against deterioration by prolonging the service life of the pavement. The construction started in mid-July and is to be completed by early December 2014.



Hemlock Avenue Improvements

Southern California Edison has completed the installation of 13 street lights on the existing power poles along the south side of Hemlock Avenue from Graham Street to Heacock Street. The street lights are to provide adequate lighting for this segment of Hemlock Avenue to enhance safety for drivers, pedestrians, and residents. The Capital Projects Division of the Public Works Department completed the Hemlock Avenue and Graham Street Improvements project in April 2014. The project included the construction of curbs, gutters, sidewalks, driveway approaches and new pavement along Hemlock Avenue from Graham Street to David Place, and Graham Street from Hemlock Avenue to David Lane. The improvements were funded by Community Development Block Grant (CDBG) funds. Altogether, these improvements will provide safety enhancements and aesthetic improvements to the neighborhood.



Delphinium Avenue Sidewalk Improvements

The City Council awarded a contract to Mamco, Inc. on August 26th for the construction of the Delphinium Avenue Sidewalk Improvements project, which will provide sidewalks and other related street improvements for the north side of Delphinium Avenue from

approximately 600 feet west of Perris Boulevard to 590 feet east of Perris Boulevard. The improvements include new curb, gutter, sidewalk, asphalt concrete pavement extension to join new curbs, driveway approaches, and street lights. This project will provide a continuous walkway for north side of Delphinium Avenue from east to west of Perris Boulevard to enhance safety for students walking to and from Chaparral Hills Elementary School and Badger Springs Middle School. The construction is scheduled to start in early October 2014 and to be completed by December 2014.

Reche Vista Drive Realignment

This project will replace the existing winding alignment portion of Reche Vista Drive from the Intersection of Perris Boulevard and Heacock Street to the northern City limits with new straight roadway alignment. The improvements will consist of grading, asphalt paving to provide two twelve-foot wide travel lanes (one each direction), eight-foot wide paved shoulders (each side), a center twelve-foot wide turning lane at intersections, a traffic signal at Heacock Street and Perris Boulevard, miscellaneous storm drain improvements and other appurtenant improvements.

The new improvements will join existing improvements at both termini. The City hired KOA Corporation to complete the design of this project in September 2011. The construction phase of this project was placed on hold, then re-sequenced as part of the Economic Development Plan directed by the City Council in April 2011. On July 8th, the City Council approved the transfers of a portion of budget savings (TRIP Funds) from the Nason Street Improvements and Perris Boulevard Widening projects, and the appropriation of funds from the unencumbered Capital Projects Reimbursements fund balance, in the total amount of \$4 million, to provide sufficient budget for completing the construction phase of this project.

Staff is to going to retain KOA Corporation to provide updates to the project's bidding documents and obtain validation for all environmental clearances and permits, prior to advertising the project for bids in early January 2015. The construction is tentatively scheduled to start in April 2015 and to be completed by April 2016.

Bridge Maintenance Investigation

The City applied for and was notified of an award of \$50,000 in federal funds to develop a prioritization matrix for up to 30 City bridges that are not maintained by other entities (such as Caltrans or the County of Riverside). The City has provided the documents to Caltrans for approval. During the fund approval process, City staff has solicited proposals, selected the most qualified consultant, and is ready to execute the contract upon fund authorization by Caltrans. The goal of the program is to inspect and evaluate the City bridges in need of routine maintenance as shown by bridge inspection reports and as identified by City staff. Fund approval is expected by the end of the month.

Aqueduct Trail Project from Moreno Valley Mall Area to Lake Perris State Recreation Area

Early this year, Riverside County Transportation Commission (RCTC) notified the City of the successful funding application for a new project to study the entire trail route and

develop a comprehensive plan for a multi-use (pedestrian/bicycle) trail, including addressing gaps in the existing trail that will improve access to adjacent uses and recreation areas and develop street crossings. RCTC will provide \$340,000 in CMAQ federal grant funds with a 20% local match of \$85,000, for a total amount of \$425,000. The City was required to request allocation of funds through Caltrans.

Elsworth Street and Sherman Avenue Sidewalks; and John F. Kennedy Drive Street Improvements Projects

Two new Community Development Block Grant (CDBG) projects have begun with the adoption of the new budget. The Elsworth Street and Sherman Avenue project will involve designing and constructing sidewalk, curbs, and gutters on the west side of Elsworth Street from Alessandro Boulevard to Sherman Avenue, and along the south side of Sherman Avenue from Elsworth Street west for approximately 600 feet and from Pepper Street to Day Street. The John F. Kennedy Drive project provides for the design of road widening and missing sidewalk along the south side of John F. Kennedy Drive from Heacock Street to Paige Avenue (first street east of Heacock). These projects will provide interim safety enhancements as well as aesthetic enhancement. In June and July 2014, Capital Projects staff obtained proposals and selected the most qualified consultant, who will design both projects. Timing of the use of funds is contingent on U.S. Department of Housing and Urban Development (HUD). The contract award is scheduled for this month.

Nason Street Improvements from Cactus Avenue to Fir Avenue

The contractor, Hillcrest Contracting, has been successfully coordinating with other public agencies and utility companies in order to move the construction of the Nason Street Improvement project and other public agencies' facilities relocation forward on schedule. Construction started end of June 2014. Construction will end by October 2015 (weather permitting).



Fire Station No. 48 Remodeling

The Fire Station No. 48 Remodeling includes a building addition of approximately 845 square feet for an exercise room and day-use room in the existing patio area, the interior remodeling of the kitchen, bathroom, sleeping dorm, and the dining room. New HVAC system will be installed to replace the existing old units. New acoustical lay-in ceilings and gypsum board ceilings will be constructed in the remodeling area. There will be a new generator in the Fire Engine Apparatus room, new Tremco roof for the exercise room and existing low roof replacement.

The Fire Station No. 48 Remodeling project has been advertised for bid. The Bid Opening was on August 18th. The construction contract for Fire Station No. 48 Remodeling was awarded to E. Avico, Inc. on September 23rd. Construction will start in mid-October 2014 and end by April 2015 (weather permitting).



Alessandro Median from Indian Street to Perris Boulevard

Construction is nearing completion on this project. The median has been installed with decorative concrete adjacent to the left run lanes. Landscaping has also been installed. The traffic signal at Alessandro Boulevard and Perris Boulevard will be modified such that dual left turn lanes will be provided in the eastbound and westbound directions. A traffic signal shall be installed at the intersection of Alessandro Boulevard and Covey Quail Lane (located approximately half way between Indian Street and Perris Boulevard). Curb ramps at the two traffic signal locations have been improved to be in compliance with ADA requirements. The pavement has been milled and overlaid with a rubber asphalt mix to improve the riding surface and associated signing and striping has been installed.



Cactus Avenue 3rd Lane Widening Project from Veterans Way to Heacock Street

Early this year, the Capital Projects Division of Public Works completed the construction of Stage I of the eastbound third lane along Cactus Avenue between the I-215 and Veterans Way, which is approximately 3,400' (0.65 miles) in length. This project has helped reduce some of the congestion along Cactus Avenue, especially at the entrance to March Air Reserve Base (MARB) at Elsworth Street.

In May 2014, the City signed a contract with Riverside County Transportation Commission (RCTC), utilizing Measure A Regional Arterial (MARA) funds to construct Stage II of the widening improvements along Cactus Avenue between Veterans Way and Heacock Street. RCTC will fund 65% of the project, while the City will match the remaining 35% of the \$2,350,000 estimated cost. The improvements will include the additional eastbound lane, curb and gutter, drainage facilities and modification of four traffic signals, and is expected to begin by January 2015 and end by June of 2015.

Heacock Street Improvements

The City has signed an agreement with Western Riverside Council of Governments (WRCOG) to fund the completion of Phase II of the Heacock Street Improvements project. The project's total cost is estimated at \$1.6 million, as part of the 2014 Annual 5-Year Transportation Improvement Program (TIP) Review update.

This segment of road is in the March Joint Powers Authority (March JPA) Road Improvements Zone for Transportation Uniform Mitigation Fee (TUMF) funding and reimbursement and the City of Moreno Valley has partnered with March JPA to complete the construction of the Heacock Street Improvements, which will benefit both agencies and the regional transportation circulation.

The project will consist of widening the road from two lanes to four lanes in several areas, grind and overlay of existing pavement within those areas where ultimate improvements already exist, the installation of curb and gutter, drainage facilities, and the realignment of the road just south of the Heacock Bridge to match existing improvements. It is estimated that the construction of these improvements will start in January 2015 and end by December of 2015.

Perris Boulevard Widening from Ironwood Avenue to Manzanita Avenue.

Perris Boulevard is an existing, partially improved north-south arterial street between the limits of Ironwood Avenue and Manzanita Avenue. The existing improvements vary in width, consisting of a two-lane road with shoulders to areas that are fully built out but striped for only two lanes. This project will widen and improve a 1.2-mile-long segment of Perris Boulevard between Ironwood Avenue and Manzanita Avenue to an arterial highway standard, with a curb-to-curb width of 76-foot to 86-foot within a 100-foot to 110-foot right-of-way.

The proposed Perris Boulevard improvements include curb, gutter, storm drain, pavement, sidewalk, street lights, traffic signal, and traffic signal modifications; signing and striping; and related road improvements. Bicycle lanes will also be constructed.

Perris Boulevard connects with Reche Vista Drive, which connects to Reche Canyon Drive, an inter-county corridor between State Route 60 in Riverside County and the Interstate 10 freeway in San Bernardino County. Improvements will increase mobility, improve air quality, improve drainage, and enhance safety by completing the missing sections of street improvements and create four continuous travel lanes. The total cost of the project is \$5,944,000. The bid opening was on April 17th. A Public Information/Community Meeting was held on July 16th to keep the public informed about the project. Construction started in late July 2014 and is anticipated to end by October 2015 (weather permitting).



Electric Utility Division

33 kV Substation Update

All equipment has been delivered, and construction and installation of the equipment is in process. Staff is coordinating with SCE field crews regarding the installation of cable that will connect the substation to SCE's system.

