




PLAQUE LAYOUT DETAIL

PLAQUE MOUNTING DETAIL

NOTES:

1. PLAQUE SHALL HAVE A SATIN FINISH WITH BROWN BACKGROUND AND LEATHERETTE TEXTURE AND PROTECTED WITH A CLEAR ACRYLIC COATING (THIS INCLUDES THE CITY SEAL).
2. THE TYPE/STYLES USED FOR THESE PLAQUES ARE TIMES BOLD AND COPPERPLATE.
3. THE LOCATION FOR THE PLAQUE TO BE DETERMINED BY APPLICABLE DEPARTMENT.
4. PLAQUE EXTENSION (BELOW MAIN PLAQUE) IS TO BE USED WHEN APPLICABLE.
5. MOUNTING STUDS MUST BE EMBEDDED A MINIMUM OF 1 1/2".
6. MOUNTING STUDS SET IN WALL / PEDESTAL WITH SILICONE.
7. SEE STANDARD MVGF-670B-0 FOR PLAQUE DIMENSIONS AND MAY BE MODIFIED ON A CASE BY CASE BASIS.
8. DIMENSIONS AS RECOMMENDED BY MANUFACTURER.
9. THE NAME OF THE ARCHITECT OR CONTRACTOR (OR BOTH) SHALL ONLY BE SHOWN ON THE PLAQUE IF THE ARCHITECT OR CONTRACTOR (OR BOTH) AGREES TO PAY FOR THE MATERIALS AND INSTALLATION COSTS OF THE PLAQUE.

NOT TO SCALE

	RECOMMENDED:  DIVISION MANAGER DATE: 1/21/14	<h2 style="margin: 0;">CITY OF MORENO VALLEY</h2> <p style="margin: 0;">PUBLIC WORKS DEPARTMENT - CAPITAL PROJECTS DIVISION</p>	STANDARD PLAN
	APPROVED:  PUBLIC WORKS DIRECTOR / CITY ENGINEER DATE: 1/29/14	<h3 style="margin: 0;">FACILITY DEDICATION PLAQUE</h3>	<h3 style="margin: 0;">MVGF-670A-0</h3>