




LEGEND:

- ① FINISH GRADE
- ② POP-UP GEARED ROTOR W/INTERNAL ANTI-DRAIN VALVES
- ③ 3/4" SCH 40 PVC 90 DEGREE STREET ELL (MIPT x FIPT)
- ④ 3/4" MARLEX 90 DEGREE STREET ELL (MIPT x FIPT)
- ⑤ 3/4" SCH 80 NIPPLE (LENGTH AS REQUIRED)
- ⑥ SCH 40 PVC TEE (S x S x T)
- ⑦ NON-PRESSURE LATERAL LINE

NOTES:

- 1) USE 12" HIGH-POPS IN SHRUB AREAS.
- 2) ALIGN HEADS PERPENDICULAR WITH ANGLE OF SLOPE.
- 3) ADD ANTI-DRAIN VALVES ON 3/4" NIPPLE ON DOWN SLOPE ROTORS IF NOT FITTED IN HEAD BY MFG.
- 4) LOCATE HEAD 6" FROM HARDSCAPE IN TURF AREAS - 12" IN PLANTER AREAS.
(THESE MINIMUMS MAY BE INCREASED PER SPECIFICATIONS).

NOT TO SCALE

	RECOMMENDED:  1-16-14 DIVISION MANAGER DATE	<h2 style="margin: 0;">CITY OF MORENO VALLEY</h2> <p style="margin: 0;">FINANCIAL & MANAGEMENT SERVICES DEPARTMENT - SPECIAL DISTRICTS DIVISION</p>	
	APPROVED:  1/29/14 PUBLIC WORKS DIRECTOR / DATE CITY ENGINEER	<h3 style="margin: 0;">POP-UP ROTARY HEAD</h3>	STANDARD PLAN <h3 style="margin: 0;">MVLI-571A-0</h3>
	SHEET 1 OF 2		