



## **AGENDA**

**CITY COUNCIL OF THE CITY OF MORENO VALLEY  
MORENO VALLEY COMMUNITY SERVICES DISTRICT  
CITY AS SUCCESSOR AGENCY FOR THE  
COMMUNITY REDEVELOPMENT AGENCY OF  
THE CITY OF MORENO VALLEY  
MORENO VALLEY HOUSING AUTHORITY  
MORENO VALLEY PUBLIC FINANCING AUTHORITY  
BOARD OF LIBRARY TRUSTEES AND THE  
MORENO VALLEY COMMUNITY FOUNDATION**

**November 7, 2023**

### **REGULAR MEETING – 6:00 PM**

#### **City Council Study Sessions**

Second Tuesday of each month – 6:00 p.m.

#### **City Council Meetings**

Special Presentations – 5:30 P.M.

First & Third Tuesday of each month – 6:00 p.m.

#### **City Council Closed Sessions**

*Will be scheduled as needed at 4:30 p.m.*

City Hall Council Chamber – 14177 Frederick Street

*Upon request, this agenda will be made available in appropriate alternative formats to persons with disabilities, in compliance with the Americans with Disabilities Act of 1990. Any person with a disability who requires a modification or accommodation in order to participate in a meeting should direct such request to the ADA Coordinator, at 951.413.3350 at least 72 hours before the meeting. The 72-hour notification will enable the City to make reasonable arrangements to ensure accessibility to this meeting.*

Ulises Cabrera, Mayor

Edward A. Delgado, Mayor Pro Tem

David Marquez, Council Member

Cheylynda Barnard, Council Member

Elena Baca-Santa Cruz, Council Member

**AGENDA**  
**CITY COUNCIL OF THE CITY OF MORENO VALLEY**  
**November 7, 2023**

**CALL TO ORDER - 5:30 PM**

**SPECIAL PRESENTATIONS**

1. NATIONAL ANIMAL SHELTER APPRECIATION WEEK - PROCLAMATION

**AGENDA  
JOINT MEETING OF THE  
CITY COUNCIL OF THE CITY OF MORENO VALLEY  
MORENO VALLEY COMMUNITY SERVICES DISTRICT  
CITY AS SUCCESSOR AGENCY FOR THE  
COMMUNITY REDEVELOPMENT AGENCY OF THE  
CITY OF MORENO VALLEY  
MORENO VALLEY HOUSING AUTHORITY  
MORENO VALLEY PUBLIC FINANCING AUTHORITY  
AND THE BOARD OF LIBRARY TRUSTEES AND THE  
MORENO VALLEY COMMUNITY FOUNDATION**

**\*THE CITY COUNCIL RECEIVES A SEPARATE STIPEND FOR CSD  
MEETINGS\***

**REGULAR MEETING – 6:00 PM  
NOVEMBER 7, 2023**

**CALL TO ORDER**

Joint Meeting of the City Council, Community Services District, City as Successor Agency for the Community Redevelopment Agency, Housing Authority and the Board of Library Trustees - actions taken at the Joint Meeting are those of the Agency indicated on each Agenda item.

**PLEDGE OF ALLEGIANCE**

**INVOCATION**

**PASTOR MARK ORELLANA FROM VICTORY OUTREACH**

**ROLL CALL**

**INTRODUCTIONS**

**PUBLIC COMMENTS ON ANY SUBJECT NOT ON THE AGENDA UNDER THE  
JURISDICTION OF THE CITY COUNCIL**

**PUBLIC COMMENTS ON ANY SUBJECT ON THE AGENDA UNDER THE  
JURISDICTION OF THE CITY COUNCIL**

**JOINT CONSENT CALENDARS (SECTIONS A-E)**

All items listed under the Consent Calendars, Sections A, B, C, D, and E are considered to be routine and non-controversial, and may be enacted by one motion unless a member of the City Council, Community Services District, City as Successor Agency for the Community Redevelopment Agency, Housing Authority or the Board of Library Trustees requests that an item be removed for separate action. The motion to adopt the Consent Calendars is deemed to be a separate motion by each Agency and shall be so recorded by the City Clerk. Items withdrawn for report or discussion will be heard after public hearing items.

## **A. CONSENT CALENDAR-CITY COUNCIL**

- A.1. ORDINANCES - READING BY TITLE ONLY - THE MOTION TO ADOPT AN ORDINANCE LISTED ON THE CONSENT CALENDAR INCLUDES WAIVER OF FULL READING OF THE ORDINANCE.

**Recommendation:** Waive reading of all Ordinances.

- A.2. MINUTES - CITY COUNCIL - CLOSED SESSION - OCTOBER 17, 2023 4:30 PM.

**Recommendation:**

1. Approve as submitted.

- A.3. MINUTES - CITY COUNCIL - REGULAR MEETING - OCTOBER 17, 2023 6:00 PM.

**Recommendation:**

1. Approve as submitted.

- A.4. TICKET AND PASS POLICY (Report of: City Attorney)

**Recommendation:**

1. That the City Council consider adoption of the attached resolution approving the Policy for the distribution of tickets and passes to City officials and members of the public.

- A.5. PAYMENT REGISTER - SEPTEMBER 2023 (Report of: Financial & Management Services)

**Recommendation:**

1. Receive and file the Payment Register.

- A.6. FISCAL YEAR 2023/24 FIRST QUARTER OPERATING & CIP BUDGET REVIEW AND APPROVAL OF THE FIRST QUARTER OPERATING & CIP BUDGET AMENDMENTS, AND REVIEW OF THE OPERATING AND CIP CARRYOVERS FROM FISCAL YEAR 2022/23 (Report of: Financial & Management Services)

**Recommendations: That the City Council:**

1. Receive and file the Fiscal Year (FY) 2023/24 First Quarter Operating Budget Review.
2. Receive and file the Fiscal Year (FY) 2023/24 First Quarter CIP



Budget Review.

3. Adopt Resolution No. 2023-XX. A resolution of the City Council of the City of Moreno Valley, California, adopting the revised operating and CIP budgets for Fiscal Year 2023/24.
4. Adopt Resolution No. 2023-XX. A resolution of the City Council of the City of Moreno Valley, California, adopting the revision to the Planning user fee schedule.
5. Adopt Resolution No. 2023-XX. A resolution of the City Council of the City of Moreno Valley, California, adopting the revision to the Building and Safety user fee schedule.
6. Adopt Resolution No. 2023-XX. A resolution of the City Council of the City of Moreno Valley, California, adopting the establishment of the annual review and administration fee for Planning.
7. Approve the Moreno Valley Community Foundation Budget.
8. Receive and file the Fiscal Year 2022/23 Carryover Memo.

**Recommendations: That the CSD:**

1. Adopt Resolution No. CSD 2023-XX. A resolution of the Moreno Valley Community Services District of the City of Moreno Valley, California, adopting the revised operating and CIP budgets for Fiscal Year 2023/24.

**Recommendations: That the HA:**

1. Adopt Resolution No. HA 2023-XX. A Resolution of the Moreno Valley Housing Authority of the City of Moreno Valley, California, adopting the revised operating and CIP budgets for Fiscal Year 2023/24.

**Recommendations: That the MVCF**

1. Adopt Resolution No. MVCF 2023-XX. A Resolution of the Moreno Valley Community Foundation of the City of Moreno Valley, adopting the revised operating and CIP budgets for Fiscal Year 2023/24.

- A.7. PURSUANT TO LANDOWNER PETITION, ANNEX A CERTAIN PARCEL INTO COMMUNITY FACILITIES DISTRICT NO. 2014-01 (MAINTENANCE SERVICES) - AMENDMENT NOS. 83 & 84 (RESO NO. 2023-\_\_ and RESO NO. 2023-\_\_) (Report of: Financial & Management Services)

**Recommendation:**

1. Acting as the legislative body of Community Facilities District No. 2014-01 (Maintenance Services), adopt Resolution No. 2023-\_\_\_, a Resolution of the City Council of the City of Moreno Valley, California, ordering the annexation of territory to City of Moreno Valley Community Facilities District No. 2014-01 (Maintenance Services) and approving the amended map for said District (Amendment No. 83) (Chase Partners, located at the southeast corner of Calle San Juan de Los Lagos and Veterans Way).
2. Acting as the legislative body of Community Facilities District No. 2014-01 (Maintenance Services), adopt Resolution No. 2023-\_\_\_, a Resolution of the City Council of the City of Moreno Valley, California, ordering the annexation of territory to City of Moreno Valley Community Facilities District No. 2014-01 (Maintenance Services) and approving the amended map for said District (Amendment No. 84) (Chase Globe, located at the southeast corner of Perris Blvd. and Globe St.).

A.8. RESOLUTION APPOINTING CITY TREASURER (Report of: City Manager)

**Recommendation:**

1. Adopt Resolution No. 2023-XX Appointing a City Treasurer.

A.9. 2024 SPECIAL EVENTS CALENDAR (Report of: Parks & Community Services)

**Recommendation:**

1. Receive and file the 2024 Special Events Calendar.

A.10. AUTHORIZE A PURCHASE AGREEMENT WITH ONESOURCE SUPPLY SOLUTIONS FOR THE PURCHASE OF STOCK MATERIALS FOR MORENO VALLEY UTILITY (MVU) (Report of: Public Works)

**Recommendations:**

1. Authorize the City Manager to enter into a Purchase Agreement with OneSource Supply Solutions for the purchase of various electrical items used for general stock and emergency response by Moreno Valley Utility, funded by MVU's operating (6010) and capital funds (6011); and
2. Authorize the purchase of various electrical items as needed for general stock and emergency response in an amount not to exceed a total of \$9,157,650 for fiscal years 2023/2024 through 2027/2028; and
3. Authorize the City Attorney and City Manager to make minor adjustments to the Agreement with OneSource to ensure execution of said Agreement, within the parameters contained herein, and

4. Authorize the City Manager to execute any subsequent Amendments to the Agreements with OneSource Supply Solutions within Council approved annual budgeted amounts, including the authority to authorize the associated purchase orders in accordance with the terms of the Agreement, subject to the approval of the City Attorney.

A.11. AUTHORIZATION TO AWARD A PROFESSIONAL CONSULTANT SERVICES AGREEMENT TO JACOBS ENGINEERING GROUP INC. FOR THE TRAFFIC SIGNALS EQUIPMENT UPGRADES PROJECT (Report of: Public Works)

**Recommendations:**

1. Award Agreements for Professional Consultant Services with Jacobs Engineering Group, Inc. to provide traffic signal engineering services for the Transportation Engineering Division; and
2. Authorize the City Manager to execute Agreements for Professional Consultant Services with Jacobs Engineering Group, Inc. in an amount of approximately \$150,000 per year for the total aggregate not-to-exceed amount of \$300,000 over the entire two-year term of the agreements, subject to the approval of the City Attorney; and
3. Authorize the issuance of Purchase Orders to Jacobs Engineering Group, Inc. once the Agreements have been signed by all parties using budget approved for the Traffic Signals Equipment Upgrades using State Gas Tax Funds (2000) and Measure A Funds (2001); and
4. Authorize the City Manager to execute any subsequent Amendments to the Agreements with Jacobs Engineering Group, Inc. within Council approved annual budgeted amounts, including the authority to authorize the associated purchase orders in accordance with the terms of the Agreement, subject to the approval of the City Attorney.

**B. CONSENT CALENDAR-COMMUNITY SERVICES DISTRICT**

- B.1. ORDINANCES - READING BY TITLE ONLY - THE MOTION TO ADOPT AN ORDINANCE LISTED ON THE CONSENT CALENDAR INCLUDES WAIVER OF FULL READING OF THE ORDINANCE.

**Recommendation:** Waive reading of all Ordinances.

- B.2. MINUTES - CITY COUNCIL - CLOSED SESSION - OCTOBER 17, 2023 4:30 PM.

**Recommendation:**

1. Approve as submitted.

B.3. MINUTES - CITY COUNCIL - REGULAR MEETING - OCTOBER 17, 2023  
6:00 PM.

**Recommendation:**

1. Approve as submitted.

B.4. PURSUANT TO LANDOWNER PETITIONS, ANNEX CERTAIN PARCELS INTO COMMUNITY FACILITIES DISTRICT NO. 2021-01 (PARKS MAINTENANCE) - AMENDMENT NOS. 94, 107, 118, 120-125 and 127 (RESO. NOS. CSD 2023-\_\_\_ to CSD 2023-\_\_\_) (Report of: Financial & Management Services)

**Recommendation:**

1. Adopt Resolution No. CSD 2023-\_\_\_, a Resolution of the Board for the Moreno Valley Community Services District of the City of Moreno Valley, California, ordering the annexation of territory to City of Moreno Valley Community Facilities District No. 2021-01 (Parks Maintenance) and approving the amended map for said District (Amendment No. 94) (Hydee and David Sapien, located at 24935 Myers Ave.).
2. Adopt Resolution No. CSD 2023-\_\_\_, a Resolution of the Board for the Moreno Valley Community Services District of the City of Moreno Valley, California, ordering the annexation of territory to City of Moreno Valley Community Facilities District No. 2021-01 (Parks Maintenance) and approving the amended map for said District (Amendment No. 107) (Filiberto Marquez, located on 21623 Dracaea Ave.).
3. Adopt Resolution No. CSD 2023-\_\_\_, a Resolution of the Board for the Moreno Valley Community Services District of the City of Moreno Valley, California, ordering the annexation of territory to City of Moreno Valley Community Facilities District No. 2021-01 (Parks Maintenance) and approving the amended map for said District (Amendment No. 118) (Apollo V Development Group, LLC, located near the northwest corner of Sunnymead Blvd. and Indian St.).
4. Adopt Resolution No. CSD 2023-\_\_\_, a Resolution of the Board for the Moreno Valley Community Services District of the City of Moreno Valley, California, ordering the annexation of territory to City of Moreno Valley Community Facilities District No. 2021-01 (Parks Maintenance) and approving the amended map for said District (Amendment No. 120) (Monica Mendez, located at 24265 Sunnymead Blvd.).
5. Adopt Resolution No. CSD 2023-\_\_\_, a Resolution of the Board for the Moreno Valley Community Services District of the City of Moreno Valley, California, ordering the annexation of territory to City of Moreno Valley Community Facilities District No. 2021-01 (Parks Maintenance) and approving the amended map for said District

(Amendment No. 121) (Evergreen-Hemlock & Pigeon Pass LLC, located near the northeast corner of Pigeon Pass Rd. and Hemlock Ave.).

6. Adopt Resolution No. CSD 2023-\_\_\_, a Resolution of the Board for the Moreno Valley Community Services District of the City of Moreno Valley, California, ordering the annexation of territory to City of Moreno Valley Community Facilities District No. 2021-01 (Parks Maintenance) and approving the amended map for said District (Amendment No. 122) (Chase Partners, located at the southeast corner of Calle San Juan de Los Lagos and Veterans Way).
7. Adopt Resolution No. CSD 2023-\_\_\_, a Resolution of the Board for the Moreno Valley Community Services District of the City of Moreno Valley, California, ordering the annexation of territory to City of Moreno Valley Community Facilities District No. 2021-01 (Parks Maintenance) and approving the amended map for said District (Amendment No. 123) (Chase Globe, located at the southeast corner of Perris Blvd. and Globe St.).
8. Adopt Resolution No. CSD 2023-\_\_\_, a Resolution of the Board for the Moreno Valley Community Services District of the City of Moreno Valley, California, ordering the annexation of territory to City of Moreno Valley Community Facilities District No. 2021-01 (Parks Maintenance) and approving the amended map for said District (Amendment No. 124) (Chase Elsworth, located at the southeast corner of Goldencrest Dr. and Elsworth St.).
9. Adopt Resolution No. CSD 2023-\_\_\_, a Resolution of the Board for the Moreno Valley Community Services District of the City of Moreno Valley, California, ordering the annexation of territory to City of Moreno Valley Community Facilities District No. 2021-01 (Parks Maintenance) and approving the amended map for said District (Amendment No. 125) (MCA Stoneridge, located on Eucalyptus Ave. in the Stoneridge Town Center).
10. Adopt Resolution No. CSD 2023-\_\_\_, a Resolution of the Board for the Moreno Valley Community Services District of the City of Moreno Valley, California, ordering the annexation of territory to City of Moreno Valley Community Facilities District No. 2021-01 (Parks Maintenance) and approving the amended map for said District (Amendment No. 127) (Herminia Hernandez Family Living Trust and Herminia Hernandez, located at 11601 Kayal Ave.).

### **C. CONSENT CALENDAR - HOUSING AUTHORITY**

- C.1. ORDINANCES - READING BY TITLE ONLY - THE MOTION TO ADOPT AN ORDINANCE LISTED ON THE CONSENT CALENDAR INCLUDES WAIVER OF FULL READING OF THE ORDINANCE.

**Recommendation:** Waive reading of all Ordinances.

- C.2. MINUTES - CITY COUNCIL - CLOSED SESSION - OCTOBER 17, 2023 4:30 PM.

**Recommendation:**

1. Approve as submitted.

- C.3. MINUTES - CITY COUNCIL - REGULAR MEETING - OCTOBER 17, 2023 6:00 PM.

**Recommendation:**

1. Approve as submitted.

### **D. CONSENT CALENDAR - BOARD OF LIBRARY TRUSTEES**

- D.1. ORDINANCES - READING BY TITLE ONLY - THE MOTION TO ADOPT AN ORDINANCE LISTED ON THE CONSENT CALENDAR INCLUDES WAIVER OF FULL READING OF THE ORDINANCE.

**Recommendation:** Waive reading of all Ordinances.

- D.2. MINUTES - CITY COUNCIL - CLOSED SESSION - OCTOBER 17, 2023 4:30 PM.

**Recommendation:**

1. Approve as submitted.

- D.3. MINUTES - CITY COUNCIL - REGULAR MEETING - OCTOBER 17, 2023 6:00 PM.

**Recommendation:**

1. Approve as submitted.

### **E. CONSENT CALENDAR - PUBLIC FINANCING AUTHORITY**

- E.1. ORDINANCES - READING BY TITLE ONLY - THE MOTION TO ADOPT AN ORDINANCE LISTED ON THE CONSENT CALENDAR INCLUDES WAIVER OF FULL READING OF THE ORDINANCE.

**Recommendation:** Waive reading of all Ordinances.

E.2. MINUTES - CITY COUNCIL - CLOSED SESSION - OCTOBER 17, 2023 4:30 PM.

**Recommendation:**

1. Approve as submitted.

E.3. MINUTES - CITY COUNCIL - REGULAR MEETING - OCTOBER 17, 2023 6:00 PM.

**Recommendation:**

1. Approve as submitted.

**F. PUBLIC HEARINGS – NONE**

Questions or comments from the public on a Public Hearing matter are limited to five minutes per individual and must pertain to the subject under consideration.

Those wishing to speak should complete and submit a GOLDENROD speaker slip to the Sergeant-at-Arms.

**G. ITEMS REMOVED FROM CONSENT CALENDARS FOR DISCUSSION OR SEPARATE ACTION**

**H. GENERAL BUSINESS – NONE**

**I. REPORTS**

I.1. CITY COUNCIL REPORTS

(Informational Oral Presentation - not for Council action)

March Joint Powers Commission (JPC)

Riverside County Habitat Conservation Agency (RCHCA)

Riverside County Transportation Commission (RCTC)

Riverside Transit Agency (RTA)

Western Riverside Council of Governments (WRCOG)

Western Riverside County Regional Conservation Authority (RCA)

School District/City Joint Task Force

I.2. EMPLOYEE ASSOCIATION REPORTS

I.3. CITY MANAGER'S REPORT

(Informational Oral Presentation - not for Council action)

**CLOSING COMMENTS AND/OR REPORTS OF THE CITY COUNCIL, COMMUNITY SERVICES DISTRICT, CITY AS SUCCESSOR AGENCY FOR THE COMMUNITY REDEVELOPMENT AGENCY, HOUSING AUTHORITY, PUBLIC FINANCING AUTHORITY, AND THE BOARD OF LIBRARY TRUSTEES.**

**ADJOURNMENT**

**PUBLIC INSPECTION**

The contents of the agenda packet are available for public inspection on the City's website at [www.moval.org](http://www.moval.org) and in the City Clerk's office at 14177 Frederick Street during normal business hours.

Any written information related to an open session agenda item that is known by the City to have been distributed to all or a majority of the City Council less than 72 hours prior to this meeting will be made available for public inspection on the City's website at [www.moval.org](http://www.moval.org) and in the City Clerk's office at 14177 Frederick Street during normal business hours.

**CERTIFICATION**

I, Jane Halstead, City Clerk of the City of Moreno Valley, California, certify that 72 hours prior to this Regular Meeting, the City Council Agenda was posted on the City's website at: [www.moval.org](http://www.moval.org) and in the following three public places pursuant to City of Moreno Valley Resolution No. 2007-40:

City Hall, City of Moreno Valley  
14177 Frederick Street

Moreno Valley Library  
25480 Alessandro Boulevard

Moreno Valley Senior/Community Center  
25075 Fir Avenue

Jane Halstead, CMC  
City Clerk

Date Posted: 11/2/23



**MINUTES  
CITY COUNCIL OF THE CITY OF MORENO VALLEY  
MORENO VALLEY COMMUNITY SERVICES DISTRICT  
CITY AS SUCCESSOR AGENCY FOR THE  
COMMUNITY REDEVELOPMENT AGENCY OF THE  
CITY OF MORENO VALLEY  
MORENO VALLEY PUBLIC FINANCING AUTHORITY  
MORENO VALLEY HOUSING AUTHORITY**

**CLOSED SESSION – 4:30 PM  
October 17, 2023**

**CALL TO ORDER**

The Closed Session of the City Council of the City of Moreno Valley, Moreno Valley Community Services District, City as Successor Agency for the Community Redevelopment Agency of the City of Moreno Valley, Housing Authority, and the Moreno Valley Public Financing Authority was called to order at 4:37 p.m. by Mayor Cabrera in the Council Chamber located at 14177 Frederick Street, Moreno Valley, California.

Mayor Cabrera announced that the City Council receives a separate stipend for CSD meetings.

Motion to excuse the absences of Council Member Baca-Santa Cruz and Council Member Marquez.

**Motion moved by Mayor Pro Tem Delgado and seconded by Council Member Barnard to excuse the absences of Council Member Baca-Santa Cruz and Council Member Marquez**

**Motion passed by a vote of 3-0, with Council Member Barnard, Mayor Pro Tem Delgado, and Mayor Cabrera voting yes and Council Member Baca-Santa Cruz and Council Member Marquez absent.**

<b>RESULT:</b>	<b>APPROVED [UNANIMOUS]</b>
<b>MOVER:</b>	Ed Delgado, Mayor Pro Tem
<b>SECONDER:</b>	Cheylynda Barnard, Council Member
<b>AYES:</b>	Ulises Cabrera, Ed Delgado, Cheylynda Barnard
<b>ABSENT:</b>	David Marquez, Elena Baca-Santa Cruz

**ROLL CALL**

Minutes Acceptance: Minutes of Oct 17, 2023 4:30 PM (CONSENT CALENDAR-CITY COUNCIL)

Council:	Ulises Cabrera	Mayor
	Ed Delgado	Mayor Pro Tem
	Cheylynda Barnard	Council Member
Absent:	Elena Baca-Santa Cruz	Council Member
	David Marquez	Council Member

**PUBLIC COMMENTS ON MATTERS ON THE AGENDA ONLY**

Mayor Cabrera opened the public comments portion of the meeting for items listed on the agenda only. There being no members of the public to come forward to speak, he closed the public comments.

**CLOSED SESSION**

City Attorney Steven Quintanilla announced that the City Council would recess to Closed Session to discuss the items as listed on the agenda and that he did anticipate reportable action.

**A CONFERENCE WITH LEGAL COUNSEL SIGNIFICANT EXPOSURE TO LITIGATION**

Pursuant to Government Code Section 54956.9(d)(2)  
Number of Potential Cases: One (1)

**B CONFERENCE WITH LEGAL COUNSEL POTENTIAL INITIATION OF LITIGATION**

Pursuant to Government Code Section 54956  
Number of Potential Cases: One (1)

Mayor Cabrera recessed the City Council to the City Manager's Conference Room, second floor, City Hall, for their Closed Session at 4:39 p.m.

Mayor Cabrera reconvened the City Council in the Council Chamber from their Closed Session at 5:29 p.m.

**REPORT OF ACTION FROM CLOSED SESSION, IF ANY, BY CITY ATTORNEY**

City Attorney Steven Quintanilla reported the City Council took action on Item A, voting 3-0 to terminate the review of Brandon Carn's public art application, due to the threat of litigation from Mr. Carn.

**ADJOURNMENT**

There being no further business to come before the City Council, Mayor Cabrera adjourned the meeting at 5:32 p.m.

Minutes Acceptance: Minutes of Oct 17, 2023 4:30 PM (CONSENT CALENDAR-CITY COUNCIL)

Submitted by:

---

Jane Halstead, CMC  
City Clerk  
Secretary, Moreno Valley Community Services District  
Secretary, City as Successor Agency for the Community  
Redevelopment Agency of the City of Moreno Valley  
Secretary, Moreno Valley Housing Authority  
Secretary, Board of Library Trustees  
Secretary, Public Financing Authority

Approved by:

---

Ulises Cabrera  
Mayor  
City of Moreno Valley  
President, Moreno Valley Community Services District  
Chairperson, City as Successor Agency for the Community  
Redevelopment Agency of the City of Moreno Valley  
Chairperson, Moreno Valley Housing Authority  
Chairperson, Board of Library Trustees  
Chairperson, Public Financing Authority

Minutes Acceptance: Minutes of Oct 17, 2023 4:30 PM (CONSENT CALENDAR-CITY COUNCIL)

**MINUTES**  
**CITY COUNCIL REGULAR MEETING OF THE CITY OF MORENO VALLEY**  
**October 17, 2023**

**CALL TO ORDER - 5:30 PM**

**SPECIAL PRESENTATIONS**

1. MORENO VALLEY ROCKET TRACK TEAM RECOGNITION - COACH PHANNIX
2. BREAST CANCER AWARENESS MONTH
3. FILIPINO AMERICAN HISTORY MONTH--PERRIS FILAM, MARIO NAZARENO
4. HELEN PUTMAN AWARDS PRESENTATION - LAURA VARELA

**MINUTES  
JOINT MEETING OF THE  
CITY COUNCIL OF THE CITY OF MORENO VALLEY  
MORENO VALLEY COMMUNITY SERVICES DISTRICT  
CITY AS SUCCESSOR AGENCY FOR THE  
COMMUNITY REDEVELOPMENT AGENCY OF THE  
CITY OF MORENO VALLEY  
MORENO VALLEY HOUSING AUTHORITY  
MORENO VALLEY PUBLIC FINANCING AUTHORITY  
BOARD OF LIBRARY TRUSTEES**

**REGULAR MEETING – 6:00 PM  
October 17, 2023**

**CALL TO ORDER**

The Joint Meeting of the City Council, Community Services District, City as Successor Agency for the Community Redevelopment Agency of the City of Moreno Valley, Moreno Valley Housing Authority, Moreno Valley Public Financing Authority and the Board of Library Trustees was called to order at 6:02 p.m. by Mayor Cabrera in the Council Chamber located at 14177 Frederick Street.

Mayor Cabrera announced that the City Council receives a separate stipend for CSD meetings.

**PLEDGE OF ALLEGIANCE**

The Pledge of Allegiance was led by Council Member Barnard.

**INVOCATION**

The invocation was given by Pastor John Velasquez from Discovery Christian Church.

**ROLL CALL**

Council:	Ulises Cabrera	Mayor
	Ed Delgado	Mayor Pro Tem
	Cheylynda Barnard	Council Member
Absent:	Elena Baca-Santa Cruz	Council Member
	David Marquez	Council Member

Motion to excuse the absences of Council Member Baca-Santa Cruz and Council Member Marquez

Minutes Acceptance: Minutes of Oct 17, 2023 6:00 PM (CONSENT CALENDAR-CITY COUNCIL)

**Motion moved by Mayor Pro Tem Delgado and seconded by Council Member Barnard to excuse the absences of Council Member Baca-Santa Cruz and Council Member Marquez**

**Motion passed by a vote of 3-0, with Council Member Barnard, Mayor Pro Tem Delgado, and Mayor Cabrera voting yes and Council Member Baca-Santa Cruz and Council Member Marquez absent.**

<b>RESULT:</b>	<b>APPROVED [UNANIMOUS]</b>
<b>MOVER:</b>	Ed Delgado, Mayor Pro Tem
<b>SECONDER:</b>	Cheylynda Barnard, Council Member
<b>AYES:</b>	Ulises Cabrera, Ed Delgado, Cheylynda Barnard
<b>ABSENT:</b>	David Marquez, Elena Baca-Santa Cruz

**INTRODUCTIONS**

Staff:	Jane Halstead	Manager of the Office of the Mayor and City Council/City Clerk
	Patty Rodriguez	Senior Deputy City Clerk
	Steven Quintanilla	City Attorney
	Mike Lee	City Manager
	Brian Mohan	Assistant City Manager, Chief Financial Officer, City Treasurer
	Michael Lloyd	Assistant City Manager
	Sean Kelleher	Community Development Director
	Melissa Walker	Public Works Director/City Engineer
	Jeremy Bubnick	Parks and Community Services Director
	Robert Cardenas	Human Resources Director
	Ken Reichle	Chief of Police
	Jesse Park	Fire Chief

**PUBLIC COMMENTS ON ANY SUBJECT NOT ON THE AGENDA UNDER THE JURISDICTION OF THE CITY COUNCIL**

Mohammad Rahman

- 1. International Mother Language Center.

Hillary Himaya

- 1. International Mother Language Center.

Malina Rahman

- 1. International Mother Language Center.

Minutes Acceptance: Minutes of Oct 17, 2023 6:00 PM (CONSENT CALENDAR-CITY COUNCIL)

Shahid Ahmed

1. International Mother Language Center.

Dr. Kazi Nizam Uddin

1. International Mother Language Center.

Bashir Ather

1. International Mother Language Center.

Shawkat Alam

1. International Mother Language Center.

Saifur Rahman

1. International Mother Language Center.

Al Masuk

1. International Mother Language Center.
2. Badminton Court.

Brandon Carn

1. Critical of Staff.

Sam Martinez

1. Critical of Morrison Park.

Shaheem Ahmed

1. Moreno Valley Sports Club.

Lindsay Robinson

1. Critical of former Mayor.

David Zeitz

1. Property concerns.

Luis Aguayo

1. Property concerns.

Lona Smith

1. Property concerns, yielded time.

Griselda Aguayo

1. Property concerns, yielded time.

Silvia De Horta

1. Property concerns, yielded time.

Carleen Jones

1. Property concerns, yielded time.

Miguel Sanchez

1. Property concerns, yielded time.

Leroy Thompson

1. Property concerns, yielded time.

Daryl Terrell

1. Organized Retail Theft.

Anthony Padilla

1. Alternate Transportation.

Fred Banuelos

1. Praise Public Safety officials.

Louise Palomarez

1. Critical of Mayor Cabrera.

Bob Palomarez

1. Critical of Mayor Cabrera, Council Member Marquez.

James Baker II

1. International Mother Language Center.

Roy Bleckert

1. Conflicting meetings.

Pete Bleckert



- 1. City history.

Chris Baca

- 1. Critical of Mayor Cabrera.

**PUBLIC COMMENTS ON ANY SUBJECT ON THE AGENDA UNDER THE JURISDICTION OF THE CITY COUNCIL**

Roy Bleckert (A.5 , A.13)

- 1. Public safety issues.

Louise Palomarez (A. 4, A.5 , A.12)

- 1. Critical of Mayor Cabrera.

Bob Palomarez (A.5, A.7)

- 1. Critical of Mayor Cabrera.

Chris Baca (A.5 , A.7)

- 1. Critical of Mayor Cabrera.

**JOINT CONSENT CALENDARS (SECTIONS A-E)**

**Motion made by Mayor Pro Tem Delgado and seconded by Council Member Barnard to approve the consent calendar.**

**Motion passed by a vote of 3-0, with Council Member Barnard, Mayor Pro Tem Delgado, and Mayor Cabrera voting yes and Council Member Baca-Santa Cruz and Council Member Marquez absent.**

<b>RESULT:</b>	<b>APPROVED [UNANIMOUS]</b>
<b>MOVER:</b>	Ed Delgado, Mayor Pro Tem
<b>SECONDER:</b>	Cheylynda Barnard, Council Member
<b>AYES:</b>	Ulises Cabrera, Ed Delgado, Cheylynda Barnard
<b>ABSENT:</b>	David Marquez, Elena Baca-Santa Cruz

**A. CONSENT CALENDAR-CITY COUNCIL**

- A.1. ORDINANCES - READING BY TITLE ONLY - THE MOTION TO ADOPT AN ORDINANCE LISTED ON THE CONSENT CALENDAR INCLUDES WAIVER OF FULL READING OF THE ORDINANCE.

**Recommendation:** Waive reading of all Ordinances.

Minutes Acceptance: Minutes of Oct 17, 2023 6:00 PM (CONSENT CALENDAR-CITY COUNCIL)

A.2. City Council - Closed Session - Oct 3, 2023 5:00 PM

A.3. City Council - Regular Meeting - Oct 3, 2023 6:00 PM

A.4. COUNCIL DISCRETIONARY EXPENDITURE REPORTS FOR FISCAL YEAR 2023/2024 FROM JULY 1, 2023 THROUGH August 31, 2023. (Report of: City Clerk)

**Recommendation:**

1. Receive and file the Fiscal Year 2023/2024 Council Discretionary Expenditure Report for July 1, 2023 through August 31, 2023.

A.5. COUNCIL TRAINING & TRAVEL EXPENDITURE REPORTS FOR FISCAL YEAR 2023-2024 (Report of: City Clerk)

**Recommendation:**

1. Receive and file the Training & Travel Authorization Forms for the month of September 2023.

A.6. ADOPT ORDINANCE NO. 1002 ADDING CHAPTER 2.66 "ELECTRONIC FILING OF CAMPAIGN DISCLOSURE STATEMENTS," RELATING TO ELECTRONIC FILING OF FAIR POLITICAL PRACTICES COMMISSION STATEMENTS (Report of: City Clerk)

**Recommendation:**

1. That the City Council adopt Ordinance No. 1002 - an Ordinance adding Chapter 2.66, "Electronic Filing of Campaign Disclosure Statement" to the Moreno Valley Municipal Code.

A.7. MORENO VALLEY COMMUNITY FOUNDATION - HOMELESS COMMUNITY OUTREACH PILOT PROGRAM (Report of: City Manager)

**Recommendations:**

1. Authorize the Vice President (Assistant City Manager) and Treasurer (CFO/Treasurer) to create the Moreno Valley Community Foundation Homeless Community Outreach Pilot Program as identified in the attached Resolution, and
2. Adopt Resolution MVCF 2023-04 describing the Community Outreach Pilot Program, and
3. Authorize the Vice President to execute any Agreements with the Community Based Organizations (CBO's) as a part of the Pilot

Program and any subsequent Amendments to the Agreement within Board approved annual budgeted amounts, including the authority to authorize the associated purchase orders in accordance with the terms of the Agreement, subject to the approval of the City Attorney, and

4. Authorize the Treasurer to process a budget amendment and appropriation as shown in the Fiscal Impact section of the report.

A.8. LIST OF PERSONNEL CHANGES (Report of: Financial & Management Services)

**Recommendation:**

1. Ratify the list of personnel changes as described.

A.9. PAYMENT REGISTER - AUGUST 2023 (Report of: Financial & Management Services)

**Recommendation:**

1. Receive and file the Payment Register.

A.10. DECLARING INTENTION TO ESTABLISH COMMUNITY FACILITIES DISTRICT 2023-01 (PUBLIC SAFETY SERVICES) OF THE CITY OF MORENO VALLEY AND TO AUTHORIZE THE LEVY OF A SPECIAL TAX THEREIN (RESO. NOS. 2023-67 and 2023-68) (Report of: Financial & Management Services)

**Recommendations:**

1. Adopt Resolution No. 2023-67. A Resolution of the City Council of the City of Moreno Valley, California, Adopting Supplemental Local Goals and Policies for Community Facilities Districts to Fund Public Services.
2. Adopt Resolution No. 2023-68. A Resolution of the City Council of the City of Moreno Valley, California, Declaring its Intention to Establish its Community Facilities District No. 2023-01 (Public Safety Services) and to Authorize the Levy of a Special Tax Therein.

A.11. APPROVE THE PUBLIC FACILITIES FEE CREDIT AGREEMENT WITH D.R. HORTON LOS ANGELES HOLDING COMPANY, INC. A CALIFORNIA CORPORATION, FOR PARKLAND IMPROVEMENTS IN TRACT 38236 (Report of: Parks & Community Services)

**Recommendations: That the City Council and CSD:**

Staff recommends that the Mayor and City Council and Mayor and City Council Acting in its Capacity as President and Members of the Board of Directors of the Moreno Valley Community Services District (CSD):

1. Approve the Public Facilities Fee Credit Agreement (“Agreement”) with D.R. Horton Los Angeles Holding Company, Inc. a California Corporation, for parkland improvements at Tract 38236 located north of Brodiaea Ave. and west of Oliver St.
2. Authorize the City Manager and the City Manager in the Capacity as Executive Director of the CSD to execute the Public Facilities Fee Credit Agreement with D.R. Horton Los Angeles Holding Company, Inc., for parkland improvements at Tract 38236 on behalf of the City and CSD subject to the approval by the City Attorney.

A.12. ROAD CLOSURES FOR FUN COLOR RUN (Report of: Police Department)

**Recommendation:**

1. Authorize the road closure of the following streets between the hours of 7:45 a.m. and 12:00 p.m. on Saturday, November 18, 2023, to control traffic and promote safety for event staff and runners:
  - a. Eastbound lanes of Alessandro Boulevard between Frederick Street and Graham Street
  - b. Graham Street between Alessandro Boulevard and Brodiaea Avenue
  - c. Brodiaea Avenue between Graham Street and Frederick Street
  - d. Frederick Street between Resource Avenue and Alessandro Boulevard
  - e. Corporate Way
  - f. Resource Way
  - g. Calle San Juan De Los Lagos between Frederick Street and Veterans Way
  - h. Veterans Way between Calle San Juan De Los Lagos and Alessandro Boulevard.

A.13. REPORT OF EVALUATING POTENTIAL COMMERCIAL VEHICLE PARKING ON PROLOGIS LANE (Report of: Public Works)

**Recommendation:**

Receive and file.

- A.14. AUTHORIZATION TO AWARD AGREEMENTS TO CAV CONSULTING, HR GREEN PACIFIC, AND CWE TO PROVIDE PROFESSIONAL CONSULTING SENIOR ENGINEER AND ADMINISTRATIVE SERVICES TO CAPITAL PROJECTS DIVISION OF THE PUBLIC WORKS DEPARTMENT (Report of: Public Works)

**Recommendations:**

1. Award Agreements for Professional Consultant Services with CAV Consulting, HR Green Pacific, and CWE to provide as-needed Consultant Senior Engineer and Administrative Services related to management and implementation of Capital Improvement Plan (CIP) projects for the Capital Projects Division; and
2. Authorize the City Manager to execute Agreements for Professional Consultant Services with CAV Consulting, HR Green Pacific, and CWE in the combined amount of approximately \$300,000 per year for the total aggregate not-to-exceed amount of \$900,000 over the entire three-year term of the agreements, subject to the approval of the City Attorney; and
3. Authorize the issuance of Purchase Orders to CAV Consulting, HR Green Pacific, and CWE once the Agreements have been signed by all parties using budget approved for each project and State Gas Tax as supplement funding; and
4. Authorize the City Manager to execute any subsequent Amendments to the Agreements with CAV Consulting, HR Green Pacific, and CWE within Council approved annual budgeted amounts for CIP projects, including the authority to authorize the associated purchase orders in accordance with the terms of the Agreement, subject to the approval of the City Attorney.

- A.15. APPROVE RESOLUTION NO. 2023-69 AUTHORIZING SUBMITTAL OF APPLICATION(S) FOR ALL CALRECYCLE GRANTS FOR WHICH THE CITY OF MORENO VALLEY IS ELIGIBLE (Report of: Public Works)

**Recommendation:**

1. Adopt the proposed Resolution No. 2023-69 approving submittal of application(s) for all CalRecycle grants for which the City of Moreno Valley is eligible.

**B. CONSENT CALENDAR-COMMUNITY SERVICES DISTRICT**

- B.1. ORDINANCES - READING BY TITLE ONLY - THE MOTION TO ADOPT AN ORDINANCE LISTED ON THE CONSENT CALENDAR INCLUDES WAIVER OF FULL READING OF THE ORDINANCE.

**Recommendation:** Waive reading of all Ordinances.

- B.2. MINUTES - CITY COUNCIL - CLOSED SESSION - OCTOBER 3, 2023 5:00 PM.

**Recommendation:**

- 1: Approve as submitted.

- B.3. MINUTES - CITY COUNCIL - REGULAR MEETING - OCTOBER 3, 2023 6:00 PM.

**Recommendation:**

- 1: Approve as submitted.

**C. CONSENT CALENDAR - HOUSING AUTHORITY**

- C.1. ORDINANCES - READING BY TITLE ONLY - THE MOTION TO ADOPT AN ORDINANCE LISTED ON THE CONSENT CALENDAR INCLUDES WAIVER OF FULL READING OF THE ORDINANCE.

**Recommendation:** Waive reading of all Ordinances.

- C.2. MINUTES - CITY COUNCIL - CLOSED SESSION - OCTOBER 3, 2023 5:00 PM.

Recommendation:

1. Approve as submitted.

- C.3. MINUTES - CITY COUNCIL - REGULAR MEETING - OCTOBER 3, 2023 6:00 PM.

**Recommendation:**

- 1: Approve as submitted.

**D. CONSENT CALENDAR - BOARD OF LIBRARY TRUSTEES**

- D.1. ORDINANCES - READING BY TITLE ONLY - THE MOTION TO ADOPT AN ORDINANCE LISTED ON THE CONSENT CALENDAR INCLUDES WAIVER OF FULL READING OF THE ORDINANCE.

**Recommendation:** Waive reading of all Ordinances.

- D.2. MINUTES - CITY COUNCIL - CLOSED SESSION - OCTOBER 3, 2023 5:00 PM.

**Recommendation:**

1: Approve as submitted.

D.3. MINUTES - CITY COUNCIL - REGULAR MEETING - OCTOBER 3, 2023  
6:00 PM.

**Recommendation:**

1: Approve as submitted.

**E. CONSENT CALENDAR - PUBLIC FINANCING AUTHORITY**

E.1. ORDINANCES - READING BY TITLE ONLY - THE MOTION TO ADOPT AN ORDINANCE LISTED ON THE CONSENT CALENDAR INCLUDES WAIVER OF FULL READING OF THE ORDINANCE.

**Recommendation:** Waive reading of all Ordinances.

E.2. MINUTES - CITY COUNCIL - CLOSED SESSION - OCTOBER 3, 2023 5:00 PM.

**Recommendation:**

1: Approve as submitted.

E.3. MINUTES - CITY COUNCIL - REGULAR MEETING - OCTOBER 3, 2023  
6:00 PM.

**Recommendation:**

1: Approve as submitted.

**F. PUBLIC HEARINGS**

None.

**G. ITEMS REMOVED FROM CONSENT CALENDARS FOR DISCUSSION OR SEPARATE ACTION**

None.

**H. GENERAL BUSINESS**

H.1. ADOPTION OF COUNTY ORDINANCE NUMBER 987 REGARDING UNLAWFUL POSSESSION OF CATALYTIC CONVERTERS (ORD. NO. 1003) (Report of: City Manager)

**Recommendations: That the City Council:**

1. Introduce and conduct first reading of Ordinance No. 1003, amending

Title 11 of the City of Moreno Valley Municipal Code, adding Chapter 11.97, adopting by reference Riverside County Ordinance No. 987; and

2. Schedule a public hearing to receive public input regarding adoption of Ordinance No. 1003 on November 21, 2023, and consider adoption of Ordinance No. 1003 upon conclusion of said public hearing.

Staff report provided by Assistant City Manager Brian Mohan.

At the conclusion of the staff report, Mayor Cabrera called for Council questions of staff.

Mayor Pro Tem Delgado asked a question of staff.

Assistant City Manager Brian Mohan responded to the inquiry.

With the conclusion of Council questions of staff, Mayor Cabrera called for public comments to be heard.

Daryl Terrell

1. Support.

Louise Palomarez

1. Public Safety.

Roy Bleckert

1. Public Safety.

Public comments were heard.

With the conclusion of public comments, Mayor Cabrera called for Council deliberation.

After the conclusion of Council deliberation, Mayor Cabrera entertained a motion.

**Motion made by Mayor Cabrera and seconded by Mayor Pro Tem Delgado to approve the adoption of County Ordinance number 987 regarding unlawful possession of catalytic converters (City Ordinance 1003).**

**Motion passed by a vote of 3-0, with Council Member Barnard, Mayor Pro Tem Delgado, and Mayor Cabrera voting yes and Council Member Baca-Santa Cruz and Council Member Marquez absent.**



**RESULT:** APPROVED [UNANIMOUS]  
**MOVER:** Ulises Cabrera, Mayor  
**SECONDER:** Ed Delgado, Mayor Pro Tem  
**AYES:** Ulises Cabrera, Ed Delgado, Cheylynda Barnard  
**ABSENT:** David Marquez, Elena Baca-Santa Cruz

## I.REPORTS

### I.1.CITY COUNCIL REPORTS

(Informational Oral Presentation - not for Council action)

#### **March Joint Powers Commission (JPC)**

Mayor Pro Tem Delgado reported the following:

The commission received an update on the 452nd Civil Engineering Squadron at March Air Reserve Base.

The commission also heard an update from Target representatives regarding their newest distribution facility along I-215 at Van Buren.

#### **Riverside County Habitat Conservation Agency (RCHCA)**

None.

#### **Riverside County Transportation Commission (RCTC)**

Mayor Cabrera reported the following:

The Commission heard a presentation regarding the draft 2024 Traffic Relief Plan and directed staff to return to the Commission in early 2024 with the results of the public outreach and engagement efforts, and a finalized 2024 Traffic Relief Plan.

#### **Riverside Transit Agency (RTA)**

None.

#### **Western Riverside Council of Governments (WRCOG)**

None.

#### **Western Riverside County Regional Conservation Authority (RCA)**

None.

**School District/City Joint Task Force**

None.

**I.2. EMPLOYEE ASSOCIATION REPORTS**

None.

**I.3. CITY MANAGER'S REPORT**

1. Introduction of new Human Resources Director.
2. City Awards.

**CLOSING COMMENTS AND/OR REPORTS OF THE CITY COUNCIL, COMMUNITY SERVICES DISTRICT, CITY AS SUCCESSOR AGENCY FOR THE COMMUNITY REDEVELOPMENT AGENCY, HOUSING AUTHORITY, PUBLIC FINANCING AUTHORITY, AND THE BOARD OF LIBRARY TRUSTEES.**

Council Member Barnard

1. State of the Black I.E. event.
2. Mother Language Day.
3. Badminton courts.
4. City Council meeting dates.
5. Sheriff's Department Trunk or Treat.
6. Moreno Valley Color Run.

Mayor Pro Tem Delgado

1. Fire Station 2 Open House.
2. 20th Anniversary Event for the Moreno Valley Equestrian Center.
3. Moreno Valley Prologis Parking Lot.
4. Thanked City staff.
5. Tom Jerele's memorial service.

6. Halloween.

**Motion made by Mayor Pro Tem Delgado and seconded by Council Member Barnard to direct staff to explore different areas for the Prologis parking lot.**

**Motion passed by a vote of 2-0, with Council Member Barnard and Mayor Pro Tem Delgado voting yes.**

<b>RESULT:</b>	<b>APPROVED [2 TO 0]</b>
<b>MOVER:</b>	Ed Delgado, Mayor Pro Tem
<b>SECONDER:</b>	Cheylynda Barnard, Council Member
<b>AYES:</b>	Ed Delgado, Cheylynda Barnard
<b>ABSTAIN:</b>	Ulises Cabrera
<b>ABSENT:</b>	David Marquez, Elena Baca-Santa Cruz

Mayor Cabrera

1. International Mother Language Day.
2. Badminton.
3. Multicultural event.
4. SCEIU strike.
5. State of the Black I.E.
6. Career Day at Bethune Elementary.
7. Latino Caucus Gala.
8. Domestic Violence Awareness Day and Stop the Violence event.

## **ADJOURNMENT**

There being no further business to come before the City Council, Mayor Cabrera adjourned the meeting at 8:00PM.

## **PUBLIC INSPECTION**

The contents of the agenda packet are available for public inspection on the City's website at [www.moval.org](http://www.moval.org) and in the City Clerk's office at 14177 Frederick Street during normal business hours.

Any written information related to an open session agenda item that is known by the City to have been distributed to all or a majority of the City Council less than 72 hours

prior to this meeting will be made available for public inspection on the City's website at [www.moval.org](http://www.moval.org) and in the City Clerk's office at 14177 Frederick Street during normal business hours.

Submitted by:

---

Jane Halstead, CMC  
 City Clerk  
 Secretary, Moreno Valley Community Services District  
 Secretary, City as Successor Agency for the Community  
 Redevelopment Agency of the City of Moreno Valley  
 Secretary, Moreno Valley Housing Authority  
 Secretary, Board of Library Trustees  
 Secretary, Public Financing Authority

Approved by:

---

Ulises Cabrera  
 Mayor  
 City of Moreno Valley  
 President, Moreno Valley Community Services District  
 Chairperson, City as Successor Agency for the Community  
 Redevelopment Agency of the City of Moreno Valley  
 Chairperson, Moreno Valley Housing Authority  
 Chairperson, Board of Library Trustees  
 Chairperson, Public Financing Authority



## Report to City Council

---

**TO:** Mayor and City Council

**FROM:** Steve Quintanilla, Interim City Attorney

**AGENDA DATE:** November 7, 2023

**TITLE:** TICKET AND PASS POLICY

---

### **RECOMMENDED ACTION**

#### **Recommendation:**

1. That the City Council consider adoption of the attached resolution approving the Policy for the distribution of tickets and passes to City officials and members of the public.

### **BACKGROUND**

#### **FPPC Regulation Regarding Distribution of Tickets and Passes**

Fair Political Practices Commission (“FPPC”) Regulation 18944.1 sets forth the provisions pertaining to the distribution of complimentary tickets and passes to council members and other City officials. Section 18944.1 sets forth the conditions under which a ticket or pass provided to a City official will not be treated as a “gift” under the California Political Reform Act of 1974 and FPPC Regulations. It also requires the City to post certain information on its website for each ticket or pass that it distributes to any City official and send to the FPPC by e-mail the City’s website link that displays the Policy so that the FPPC may post the link. Additionally, section 18944.1 requires that within forty-five (45) days of the distribution of a ticket or pass, the distribution shall be reported on a form provided by the FPPC. Finally, a ticket or pass provided to a City official and one guest of the City official for the admission to a facility, event, show, or performance for an entertainment, amusement, recreational, or similar purpose at which the official performs a ceremonial role on behalf of the City, as defined in Regulation 18942.3, so long as the City complies with the posting provisions set forth in the Policy.

#### **Policy Administration**

The City Clerk or designee will be responsible for administering the Policy. All requests

for tickets and passes which fall within the scope of the Policy will be made in accordance with the procedures established by the City Clerk.

### Sources of Tickets and Passes

All tickets and passes offered or provided to the City by a third party or purchased or otherwise obtained directly by the City will be subject to the following provisions:

1. The City may accept from any third party the following types of tickets or passes that are not specifically earmarked for use by a particular City official by name or position provided that:
  - (a) Ticket or pass is offered or provided to the City pursuant to the terms of a contract for use of City owned property. (e.g., the Chamber of Commerce's funding agreement with the City requires the Chamber to provide the City with ten complementary tickets to the Chamber's annual installation dinner that are not earmarked for any particular City Official or position.)
  - (b) Ticket or pass is offered or provided to the City as a result of an official City event that the City controls. (e.g., a consultant purchases ten tickets to an official City event and gives them to the City at no cost to the City and they are not earmarked for any particular City Official or position.)
  - (c) Ticket or pass is purchased by the City from a third party for full market value. (e.g., the City purchases ten tickets to an annual fundraising event conducted by a private non-profit for the same amount paid by others.)
2. The City Clerk or his or her designee must document in writing the receipt of all tickets and passes provided to the City by a third party, whether provided to the City at no cost or purchased by the City.
3. Tickets and passes to events, functions, activities or attractions may only be provided to City officials (or non-City individuals or non-City organizations at the behest of a City official) by the City Clerk or designee if the respective event, function, activity or attraction serves or promotes a legitimate public purpose of the City as set forth in the Policy.
4. The City Clerk or designee will decide, consistent with the Policy, which City officials should be provided with a particular ticket or pass, to an event, function, activity, or attraction that the City Clerk has determined serves or promotes a legitimate public purpose of the City as set forth in the Policy;
5. Tickets or passes distributed to a City official pursuant to the Policy shall not be transferred to any other person, except to members of the official's immediate family or no more than one guest solely for their attendance at the event.
6. Tickets or passes distributed to a City official pursuant to the Policy shall not be

sold or exchanged for any consideration.

7. Tickets or passes distributed to a City official pursuant to the Policy shall not be disproportionately used by any particular council member, appointed official such as a City commissioner, department head, or City Clerk.

#### Posting Policy on City's Website

A copy of the Policy must be posted on the City's website within thirty (30) days of adoption or amendment and the City Clerk must send to the FPPC by e-mail the City's website link that displays the Policy so that the Commission may post the link. In accordance with the Regulations, the Policy must be maintained as a public record and is subject to inspection and copying under Section 81008 of the California Government Code.

#### Reporting Distribution of Tickets and Passes

Moreover, within forty-five (45) days of the distribution of a ticket or pass, whichever date last occurs, the City Clerk must report the distribution on the requisite FPPC Form 802 and post the Form on the City's website. The information must include the following:

1. The name of the person who received the ticket or pass;
2. A description of the event, function, activity or attraction;
3. The date of the event, function, activity or attraction;
4. The fair value of the ticket or pass as that term is defined in Regulation 18946, subdivision (d)(1);
5. The number of tickets or passes provided to each person;
6. If the ticket or pass is behested, the name of the official who behested the ticket;
7. If the ticket was transferred to a person meeting the requirements of paragraph (b)(3) of section 18944.1, the relationship of the transferee;
8. A written inspection report of findings and recommendations by the official receiving the ticket or pass if received for the oversight or inspection of facilities.
9. If the ticket or pass is distributed to a department or other unit of the City, and not used by a member of the governing body, the chief administrative officer of the City, political appointee, or department head, the City may report the name of the department or other unit of the City receiving the ticket or pass and the number of tickets or passes provided to the department or unit in lieu of reporting the name of the individual employee as otherwise required in subdivision (d)(1).

#### Legitimate Public Purposes

Any ticket or pass provided to a City official by the City shall not constitute a reportable gift if provided and used by the City official for any of the following "legitimate public

purposes”:

1. Promotion of business activity, development, and/or redevelopment within the City, including conventions, conferences, and annual meetings.
2. Promotion of community resources and programs available to City residents including but not limited to those resources and programs involving charitable and non-profit organizations.
3. Promotion of City resources available to City residents.
4. Promotion of City-operated, sponsored or supported community programs.
5. Promotion of private facilities available for City residents’ use including but not limited to those facilities involving charitable and non-profit organizations.
6. Promotion of City facilities available for City residents’ use.
7. Promotion of City landmarks and/ or community events.
8. Promotion of City growth and development.
9. Promotion of City tourism on a local, state, national or worldwide scale.
10. Promotion of City recognition, visibility and/or profile on a local, state, national or worldwide scale.
11. Promotion of open government by City Official appearances, participation and/or availability at business and/or community events.
12. Promotion of the improvement of inter-governmental relations.
13. Attendance at events sponsored by other governmental agencies, industry groups and non-profit organizations for the purpose of meeting and conferring with other governmental officials or business representatives regarding issues of interest to, or affecting, the City.
14. Increasing public exposure to, and awareness of, the various recreational, cultural, and educational venues and facilities available to the public within the City.
15. Encouraging or rewarding significant academic, athletic, or public service achievements by City students, residents or businesses.
16. Recognizing contributions made to the City by former or current City Council members or other City employees.
17. Marketing promotions highlighting the achievements of local residents and businesses.
18. Exchanging programs with foreign officials and dignitaries.
19. Employment retention programs.
20. If a particular event for which tickets or passes are distributed by the City does not fall under one of the above express categories, it shall be considered to fulfill the public purposes of this Policy if it achieves the general policy set out in Section A above as determined on a case- by-case basis.

### Exempt Tickets and Passes

The following tickets and passes will be exempt from the provisions of the Policy:

1. A ticket or pass received by a City official from the City where both the City Official and the City treat and report the value of the ticket or pass as income consistent with applicable state and federal income tax laws and the ticket is



reported as income pursuant to the provisions of the Policy.

2. Any other item of value that does not meet the definition of "Ticket" or Pass" provided to the City or any City official that is reported as a gift.
3. The City official reimburses the City for the ticket or pass within thirty (30) days of receipt.

### Misc. Provisions

A City official may return any ticket or pass unused to the City Clerk for redistribution pursuant to the Policy.

Only a City council member and the City Clerk may request distribution of a ticket or pass to a particular person provided that such distribution serves or promotes a legitimate public purpose of the City as set forth in the Policy. All other recipients shall be determined by the City Clerk pursuant to procedures established by the Policy.

Finally, any staff member or consultant who attends an event as part of the person's job duties to assist the City official who is performing the ceremonial role will not be deemed to have received a gift or income by attending the event


### CITY COUNCIL GOALS

None

### CITY COUNCIL STRATEGIC PRIORITIES

1. Economic Development
2. Public Safety
3. Library
4. Infrastructure
5. Beautification, Community Engagement, and Quality of Life
6. Youth Programs

### ATTACHMENTS

To view large attachments, please click your “bookmarks”  on the left hand side of this document for the necessary attachment.

1. TICKET AND PASS POLICY (10.30.2023)
2. Resolution

### APPROVALS

Budget Officer Approval            ✓ Approved                            11/02/23 1:50 PM

City Attorney Approval  
City Manager Approval

✓ Approved  
✓ Approved

11/02/23 1:50 PM

---

**CITY OF MORENO VALLEY  
TICKETS AND PASSES  
DISTRIBUTION  
POLICY**

---

**Section A. Purpose of Policy**

The purpose of this Policy is to ensure that any ticket or pass provided to the City by any third party or purchased or obtained directly by the City may be distributed to certain City Officials (or any non-City individual or non-City organization) by the City Clerk only if the event or function associated with the ticket or pass serves or promotes a legitimate public purpose of the City of Moreno Valley (the “City”), as set forth in this Policy.

**Section B. Definitions**

For purposes of this Policy, the following words, terms and phrases shall have the following meanings:

1. “City” means the City of Moreno Valley.
2. “City Official” means any elected or appointed official of the City, officer, employee or consultant of the City, as defined in Government Code Section 82048 and FPPC Regulation 18700.
3. “Gift” means anything that is received by a City Official that the City Official did not provide consideration of equal or greater value for or that represents a rebate or discount that is not provided in the regular course of business to members of the public without regard to official status.
4. “Third party” means the source of any ticket or pass, other than the City.
5. “Ticket” means anything that provides access, entry, or admission to a specific future event, function, activity or attraction for which similar tickets are sold to the public to view, listen to, or otherwise take advantage of the event, function, activity or attraction for which the ticket is sold, including any benefits that the ticket provides.
6. “Pass” shall mean a ticket that provides repeated access, entry, or admission to a facility or series of events, functions, activities or attractions for which similar passes are sold to the public.

**Section C. Administration of Policy**

The City Clerk shall be responsible for administering this Policy. All requests for tickets or passes which fall within the scope of this Policy shall be made in accordance with the procedures established by the City Clerk.

**Section D. Distribution of Tickets and Passes Provided to City by Third Party or Purchased or Obtained by City**

All tickets and passes offered or provided to the City by a third party or purchased or otherwise obtained directly by the City shall be subject to the following provisions:

1. The City may accept from any third party the following types of tickets or passes that are not specifically earmarked for use by a particular City Official by name or position:
  - a. The ticket or pass is offered or provided to the City pursuant to the terms of a contract for use of City owned property. *(e.g., the Chamber of Commerce's funding agreement with the City requires the Chamber to provide the City with ten complementary tickets to the Chamber's annual installation dinner that are not earmarked for any particular City Official or position.)*
  - b. The ticket or pass is offered or provided to the City as a result of an official City event that the City controls. *(e.g., a consultant purchases ten tickets to an official City event, and gives them to the City at no cost to the City that are not earmarked for any particular City Official or position.)*
  - c. The ticket or pass is purchased by the City from the third party for full market value. *(e.g., the City purchases ten tickets to an annual fundraising event conducted by a private non-profit for the same amount paid by others.)*
2. The City Clerk or his or her designee shall document in writing the receipt of all tickets and passes provided to the City by a third party, whether provided to the City at no cost or purchased by the City.
3. Tickets and passes to events, functions, activities or attractions shall only be provided to City Officials (or non-City individuals or non-City organizations at the behest of a City Official) by the City Clerk or designee if the respective event,

function, activity or attraction serves or promotes for a legitimate public purpose of the City, as set forth in this Policy.

4. The City Clerk or designee shall decide, consistent with this Policy, which City Officials should be provided with a particular ticket or pass to an event, function, activity or attraction that the City Clerk has determined serves or promotes a legitimate public purpose of the City as set forth in this Policy.

### **Section E. Legitimate Public Purposes**

Any ticket or pass provided to a City Official by the City shall not constitute a reportable gift if provided and used by the City Official for any of the following purposes:

1. Promotion of business activity, development, and/or redevelopment within the City, including conventions, conferences, and annual meetings.
2. Promotion of community resources and programs available to City residents including but not limited to those resources and programs involving charitable and non-profit organizations.
3. Promotion of City resources available to City residents.
4. Promotion of City-operated, sponsored or supported community programs.
5. Promotion of private facilities available for City residents' use including but not limited to those facilities involving charitable and non-profit organizations.
6. Promotion of City facilities available for City residents' use.
7. Promotion of City landmarks and/ or community events.
8. Promotion of City growth and development.
9. Promotion of City tourism on a local, state, national or worldwide scale.
10. Promotion of City recognition, visibility and/or profile on a local, state, national or worldwide scale.

11. Promotion of open government by City Official appearances, participation and/or availability at business and/or community events.
12. Promotion of the improvement of inter-governmental relations.
13. Attendance at events sponsored by other governmental agencies, industry groups and non-profit organizations for the purpose of meeting and conferring with other governmental officials or business representatives regarding issues of interest to, or affecting, the City.
14. Increasing public exposure to, and awareness of, the various recreational, cultural, and educational venues and facilities available to the public within the City.
15. Encouraging or rewarding significant academic, athletic, or public service achievements by City students, residents or businesses.
16. Recognizing contributions made to the City by former or current City Council members or other City employees.
17. Marketing promotions highlighting the achievements of local residents and businesses.
18. Exchanging programs with foreign officials and dignitaries.
19. Employment retention programs.
20. If a particular event for which tickets or passes are distributed by the City does not fall under one of the above express categories, it shall be considered to fulfill the public purposes of this Policy if it achieves the general policy set out in Section A above as determined on a case- by-case basis.

#### **Section F. Tickets Provided Directly to City Officials by Third Parties to Perform Ceremonial Role**

A ticket provided to a City Official and one guest of the City Official for the admission to a facility, event, show, or performance for an entertainment, amusement, recreational, or similar purpose at which the official performs a ceremonial role on behalf of the City,

as defined in Regulation 18942.3, so long as the official's agency complies with the posting provisions set forth in this Policy.

Any staff member or consultant who attends the event as part of the person's job duties to assist the City Official who is performing the ceremonial role will not be deemed to have received a gift or income by attending the event.

Pursuant to FPPC Regulation 18942.3, a “ceremonial role” is an act performed at an event by the City Official as a representative of the City at the request of the holder of the event or function where, for a period of time, the focus of the event is on the act performed by the City Official. Examples of a ceremonial role include: throwing out the first pitch at a baseball game; cutting a ribbon at an opening; making a presentation of a certificate, proclamation, award, or other item, such as the key to the City. Ceremonial role shall also include those circumstances in which the City Official provides welcoming or closing remarks, delivers a speech, makes a presentation on behalf of the City at an event, function, activity or attraction that serves or promotes a legitimate public purpose of the City.

### **Section G. Posting Requirements**

Within forty-five (45) days of the distribution of a ticket or pass, the distribution must be reported on a form provided by the FPPC (Form 802) that includes the following information:

1. The name of the person who received the ticket or pass;
2. A description of the event, function, activity or attraction;
3. The date of the event, function, activity or attraction;
4. The fair value of the ticket or pass as that term is defined in Regulation 18946, subdivision (d)(1);
5. The number of tickets or passes provided to each person;
6. If the ticket or pass is behested, the name of the official who behested the ticket;
7. If the ticket was transferred to a person meeting the requirements of paragraph (b)(3) of § 18944.1, the relationship of the transferee;
8. A written inspection report of findings and recommendations by the official receiving the ticket or pass if received for the oversight or inspection of facilities.
9. If the ticket or pass is distributed to a department or other unit of the City, and not used by a member of the governing body, the chief administrative officer of the City, political appointee, or department head, the City may report the name

of the department or other unit of the City receiving the ticket or pass and the number of tickets or passes provided to the department or unit in lieu of reporting the name of the individual employee as otherwise required in subdivision (d)(1).

## **Section H. Exemptions**

The following tickets and passes shall be exempt from the provisions of this Policy.

1. A ticket or pass received by a City Official from the City where both the City Official and the City treat and report the value of the ticket or pass as income consistent with applicable state and federal income tax laws and the ticket is reported as income pursuant to the provisions of this Policy.
2. Any other item of value that does not meet the definition of "Ticket" or "Pass" provided to the City or any City Official that is reported as a gift.

## **Section I. Prohibition Against Transfer**

1. Tickets or passes distributed to a City Official pursuant to this Policy shall not be transferred to any other person, except to members of the official's immediate family or no more than one guest solely for their attendance at the event;
2. Tickets or passes distributed to a City Official pursuant to this Policy shall not be sold or exchanged for any consideration; or
3. Tickets or passes distributed to a City Official pursuant to this Policy shall not be disproportionately used by any particular council member, political appointee, department head, or City Clerk.

## **Section J. Posting and Disclosure Requirements**

No later than thirty (30) calendar days from the distribution of the ticket or pass or approval of this Policy, whichever date last occurs, the City Clerk will post the requisite FPPC Form 802 on the City's website. The City Clerk will maintain a completed Form 802 for not less than four (4) years, or other period as may be specified in any applicable FPPC Regulation.

## **Section K. Other Provisions**



1. A City Official may return any ticket or pass unused to the City Clerk for redistribution pursuant to this Policy.
2. Only a council member and the City Clerk may request distribution of a ticket or pass to a particular person provided that such distribution serves or promotes a legitimate public purpose of the City as set forth in this Policy. All other recipients shall be determined by the City Clerk pursuant to procedures established by this Policy.
3. A ticket or pass is not subject to the provisions of this Policy, and not a reportable gift if the City Official reimburses the agency for the ticket within thirty (30) days of receipt.

DRAFT

RESOLUTION NO. 2023-XX

A RESOLUTION OF THE CITY COUNCIL OF THE CITY OF MORENO VALLEY ADOPTING THE TICKET AND PASS POLICY PURSUANT TO FAIR POLITICAL PRACTICES COMMISSION REGULATION 18944.1

WHEREAS, Fair Political Practices Commission (“FPPC”) Regulation 18944.1 of the California Code of Regulations sets forth the conditions under which a ticket or pass provided to an agency official will not be treated as a “gift” or “income” under the California Political Reform Act of 1974 and FPPC regulations.

NOW, THEREFORE, THE CITY COUNCIL OF THE CITY OF MORENO VALLEY DOES RESOLVE, DECLARE, DETERMINE AND ORDER AS FOLLOWS:

Section 1. Recitals.

That the recitals set forth above are true and correct.

Section 2. Ticket and Pass Policy Adoption.

That the City Council hereby adopts the “Tickets and Pass Policy” attached hereto.

Section 3. Severability

That the City Council declares that, should any provision, section, paragraph, sentence or word of this Resolution be rendered or declared invalid by any final court action in a court of competent jurisdiction or by reason of any preemptive legislation, the remaining provisions, sections, paragraphs, sentences or words of this Resolution as hereby adopted shall remain in full force and effect.

Section 4. Effective Date

That this Resolution shall take effect immediately upon the date of adoption.

Section 5. Certification.

That the City Clerk shall certify to the passage of this Resolution and enter it into the book of original resolutions.

1  
Resolution No. 2023-XX  
Date Adopted: \_\_\_\_\_, 2023

Attachment: Resolution (6424 : TICKET AND PASS POLICY)

APPROVED AND ADOPTED this \_\_\_\_ day of \_\_\_\_\_, 2023.

\_\_\_\_\_  
Ulises Cabrera  
Mayor  
City of Moreno Valley

ATTEST:


\_\_\_\_\_  
Jane Halstead, City Clerk

APPROVED AS TO FORM:

\_\_\_\_\_  
Steven B. Quintanilla, City Attorney

Attachment: Resolution (6424 : TICKET AND PASS POLICY)

Resolution No. 2023-XX<sup>2</sup>  
Date Adopted: \_\_\_\_\_, 2023



## Report to City Council

---

**TO:** Mayor and City Council

**FROM:** Brian Mohan, Assistant City Manager

**AGENDA DATE:** November 7, 2023

**TITLE:** PAYMENT REGISTER - SEPTEMBER 2023

---

### **RECOMMENDED ACTION**

#### **Recommendation:**

1. Receive and file the Payment Register.

### **SUMMARY**

The Payment Register is an important report providing transparency of financial transactions and payments for City activity for review by the City Council and the residents and businesses in Moreno Valley. The report is posted to the City's website as soon as it is available. The report is included in the City Council agenda as an additional means of distributing the report.

The payment register lists in alphabetical order all checks and wires in the amount of \$25,000 or greater, followed by a listing in alphabetical order of all checks and wires less than \$25,000. The payment register also includes the fiscal year-to-date (FYTD) amount paid to each vendor.

### **PREPARATION OF STAFF REPORT**

Prepared By:  
Annabelle Wang  
Financial Operations Division Manager

Department Head Approval:  
Brian Mohan  
Assistant City Manager  
Chief Financial Officer  
Treasurer

### **CITY COUNCIL GOALS**

None

**CITY COUNCIL STRATEGIC PRIORITIES**

- 1. Economic Development
- 2. Public Safety
- 3. Library
- 4. Infrastructure
- 5. Beautification, Community Engagement, and Quality of Life
- 6. Youth Programs

**ATTACHMENTS**

To view large attachments, please click your “bookmarks”  on the left hand side of this document for the necessary attachment.

- 1. September 2023 Payment Register

**APPROVALS**

Budget Officer Approval	<u>✓ Approved</u>	10/31/23 2:41 PM
City Attorney Approval	<u>✓ Approved</u>	
City Manager Approval	<u>✓ Approved</u>	10/31/23 2:50 PM



**City of Moreno Valley  
Payment Register  
For Period 9/1/2023 through 9/30/2023**

**CHECKS IN THE AMOUNT OF \$25,000 OR GREATER**

<u>Vendor Name</u>	<u>Check/EFT Number</u>	<u>Payment Date</u>	<u>Inv Number</u>	<u>Invoice Description</u>	<u>Payment Amount</u>
ALL AMERICAN ASPHALT, INC.	246227	09/13/2023	203372	801 0090 CITYWIDE PVT REHAB FY 22/23	\$1,188,363.64
	246287	09/20/2023	203101	801 0087 CITYWIDE PVT REHAB FY 20/21	\$514,220.26
Remit to: CORONA, CA					<b>FYTD: \$8,159,403.68</b>
ANSER ADVISORY MANAGEMENT, LLC.	38291	09/13/2023	W801360	ON-CALL INSPECTION SERVICES-JULY 2023-LAND DEV	\$32,580.00
Remit to: SANTA ANA, CA					<b>FYTD: \$71,940.00</b>
CANTO, INC.	38295	09/13/2023	SI-20176	PLATFORM SUBSCRIPTION FEE-8/25/23 TO 8/24/24-TECH SVCS	\$42,000.00
Remit to: SAN FRANCISCO, CA					<b>FYTD: \$42,000.00</b>
CHARLES ABBOTT ASSOCIATES, INC	38401	09/20/2023	66160	ENGINEERING SVCS-JULY 2023	\$36,538.50
		09/20/2023	66161	PLAN CHECK SVCS-HIGHLAND FAIRVIEW/WLC-JULY 2023	
		09/20/2023	66162	PLAN CHECK SVCS-NPDES-JULY 2023	
		09/20/2023	66163	PLAN CHECK SVCS-WQMP REVIEW-JULY 2023	
Remit to: MISSION VIEJO, CA					<b>FYTD: \$122,739.25</b>
CHRIS ALAN VOGT DBA CAV CONSULTING	38402	09/20/2023	21061	PROJECT MANAGER CONSULTING SERVICES (CPD)	\$25,188.00
Remit to: RIVERSIDE, CA					<b>FYTD: \$60,902.00</b>
CONSTELLATION ENERGY GENERATION, LLC	38467	09/27/2023	903097	POWER PURCHASE-8/01-8/31/23-MVU	\$947,771.04
Remit to: BALTIMORE, MD					<b>FYTD: \$2,675,508.16</b>

Attachment: September 2023 PaymentRegister (6436 : SEPTEMBER PAYMENT REGISTER 2023)



**City of Moreno Valley  
Payment Register  
For Period 9/1/2023 through 9/30/2023**

**CHECKS IN THE AMOUNT OF \$25,000 OR GREATER**

<u>Vendor Name</u>	<u>Check/EFT Number</u>	<u>Payment Date</u>	<u>Inv Number</u>	<u>Invoice Description</u>	<u>Payment Amount</u>
COUNTY OF RIVERSIDE FIRE DEPT	38468	09/27/2023	235132	PARAMEDIC SQUAD 2022 FORD F550 4X4 CREW CAB-WARD APP. INV#227081	\$225,243.27
Remit to: PERRIS, CA					<b>FYTD: \$5,892,808.03</b>
COUNTY OF RIVERSIDE, AUDITOR- CONTROLLER	246330	09/27/2023	AUGUST 2023	TRANSMITTAL OF AB544 FROM PARKING CONTROL FEES	\$30,122.99
Remit to: RIVERSIDE, CA					<b>FYTD: \$72,451.73</b>
DATA TICKET, INC.	38406	09/20/2023	147897	NPDES ENFORCEMENT CITATION PROCESSING-JAN 2023-LD	\$25,776.64
		09/20/2023	152195	NPDES ENFORCEMENT CITATION PROCESSING-MAY 2023-LD	
		09/20/2023	156097	ADMIN CITATION PROCESSING-ANIMAL SVC-AUGUST 2023	
		09/20/2023	156098	ADMIN CITATION PROCESSING-CODE-AUGUST 2023	
		09/20/2023	156098TPC	ADMIN CITATION PROCESSING-3RD PARTY COLLECTIONS-CODE-AUGUST 2023	
		09/20/2023	156099	ADMIN CITATION PROCESSING-PD-AUGUST 2023	
		09/20/2023	156105	ADMIN CITATION PROCESSING-NOTICING & HEARING LTRS FOR CODE-AUG23	
		09/20/2023	156166	PARKING CITATION PROCESSING-CODE-AUGUST 2023	
09/20/2023	156166HH	PARKING HANDHELD DEVICES-REPLACEMENT-CODE-AUGUST 2023			
Remit to: IRVINE, CA					<b>FYTD: \$98,685.82</b>

Attachment: September 2023 PaymentRegister (6436 : SEPTEMBER PAYMENT REGISTER 2023)



City of Moreno Valley  
Payment Register  
For Period 9/1/2023 through 9/30/2023

**CHECKS IN THE AMOUNT OF \$25,000 OR GREATER**

<u>Vendor Name</u>	<u>Check/EFT Number</u>	<u>Payment Date</u>	<u>Inv Number</u>	<u>Invoice Description</u>	<u>Payment Amount</u>
EASTERN MUNICIPAL WATER DISTRICT	246295	09/20/2023	AUG-23 9/20/23	WATER CHARGES	\$105,040.04
		09/20/2023	SEP-23 9/20/23	WATER CHARGES	
	246332	09/27/2023	AUG-23 9/27/23	WATER CHARGES	\$112,879.81
		09/27/2023	SEP-23 9/27/23	WATER CHARGES	
Remit to: LOS ANGELES, CA					<u>FYTD:</u> \$724,152.63

Attachment: September 2023 PaymentRegister (6436 : SEPTEMBER PAYMENT REGISTER 2023)





City of Moreno Valley  
Payment Register  
For Period 9/1/2023 through 9/30/2023

CHECKS IN THE AMOUNT OF \$25,000 OR GREATER

<u>Vendor Name</u>	<u>Check/EFT Number</u>	<u>Payment Date</u>	<u>Inv Number</u>	<u>Invoice Description</u>	<u>Payment Amount</u>
ENCO UTILITY SERVICES MORENO VALLEY LLC	38259	09/06/2023	INV61297	DISTRIBUTION CHARGES - 07/01/23 TO 07/31/23 - MVU	\$201,973.09
		09/06/2023	INV61349	SOLAR SYSTEM INSPECTION	
		09/06/2023	INV61351	SOLAR SYSTEM INSPECTION	
		09/06/2023	INV61352	SOLAR SYSTEM INSPECTION	
		09/06/2023	INV61353	SOLAR SYSTEM INSPECTION	
		09/06/2023	INV61354	SOLAR SYSTEM INSPECTION	

Attachment: September 2023 PaymentRegister (6436 : SEPTEMBER PAYMENT REGISTER 2023)



City of Moreno Valley  
Payment Register  
For Period 9/1/2023 through 9/30/2023

CHECKS IN THE AMOUNT OF \$25,000 OR GREATER

<u>Vendor Name</u>	<u>Check/EFT Number</u>	<u>Payment Date</u>	<u>Inv Number</u>	<u>Invoice Description</u>	<u>Payment Amount</u>
ENCO UTILITY SERVICES MORENO VALLEY LLC	38311	09/13/2023	40-408B-05	WA# 40-408B-RANCHO BELAGO PH 2	
		09/13/2023	40-433B-12	WA# 40-433B-PAMA BUSINESS PARK	
		09/13/2023	40-439B-01	WA# 40-439B-VIA DEL LAGO	
		09/13/2023	40-461B-05	WA# 40-461B-MORENO VALLEY MAJESTIC - 8 SFR	
		09/13/2023	40-474B-11	WA# 40-474B-KB HOMES - MOOTHART 80 HOMES	
		09/13/2023	40-484B-02	WA# 40-484B-IRIS PARK 81 UNITS - TR 37909	
		09/13/2023	40-501-2308	MVU CONTRACT 40-501-ACQUIRED SCE STREETLIGHTS MAINTENANCE	
		09/13/2023	40-505B-05	WA# 40-505B-TRACT 37725 - 64 SF HOMES	
		09/13/2023	40-506B-03	WA# 40-506B-ROCAS GRANDES APARTMENTS	
		09/13/2023	40-508-15	WA# 40-508-CYBER SECURITY MONITORING	
		09/13/2023	40-512B-03	WA# 40-512B-QUICK QUACK CAR WASH	
		09/13/2023	40-514A-13	WA# 40-514A-SKYLER PLACE - TR 38123 177 SFR	
		09/13/2023	40-514B-01	WA# 40-514B-SKYLER PLACE - TR 38123 177 SFR	
		09/13/2023	40-520A-09	WA# 40-520A-NASON 12KV AND PERRIS 12KV CIRCUIT TIE	
		09/13/2023	40-521A-08	WA# 40-521A-CACTUS 12KV AND PERRIS 12KV CIRCUIT TIE	
		09/13/2023	40-522A-10	WA# 40-522A-EDWIN 12KV AND MARCH 12KV CIRCUIT TIE	
		09/13/2023	40-523B-08	WA# 40-523B-MV MARKETPLACE	
		09/13/2023	40-525A-04	WA# 40-525A-HILTON GARDEN INN	
		09/13/2023	40-527-11	WA# 40-527-WORLD LOGISTICS CENTER	
		09/13/2023	40-532A-03	WA# 40-532A-CONTINENTAL VILLAGES PH 2 - 8 DPXS AND APT UNITS	
	09/13/2023	40-535A-05	WA# 40-535A-STELLA PLACE 205 SFR		
	09/13/2023	40-552A-03	WA# 40-552A-MORENO VALLEY BUSINESS CENTER 4		
	09/13/2023	INV61415	METER FEES & SVCS-ALICE COURTS-MV UTILITY		
	09/13/2023	INV61519	SOLAR SYSTEM INSPECTION		
	09/13/2023	INV61520	SOLAR SYSTEM INSPECTION		

Attachment: September 2023 PaymentRegister (6436 : SEPTEMBER PAYMENT REGISTER 2023)



City of Moreno Valley  
Payment Register  
For Period 9/1/2023 through 9/30/2023

CHECKS IN THE AMOUNT OF \$25,000 OR GREATER

<u>Vendor Name</u>	<u>Check/EFT Number</u>	<u>Payment Date</u>	<u>Inv Number</u>	<u>Invoice Description</u>	<u>Payment Amount</u>
ENCO UTILITY SERVICES MORENO VALLEY LLC	38311	09/13/2023	INV61521	SOLAR SYSTEM INSPECTION	\$1,037,882.36
		09/13/2023	INV61522	SOLAR SYSTEM INSPECTION	
		09/13/2023	INV61523	SOLAR SYSTEM INSPECTION	
		09/13/2023	INV61524	SOLAR SYSTEM INSPECTION	
		09/13/2023	INV61525	SOLAR SYSTEM INSPECTION	
		09/13/2023	INV61526	SOLAR SYSTEM INSPECTION	
		09/13/2023	INV61541	DISTRIBUTION CHARGES - 08/01/23 TO 8/31/23 - MVU	
Remit to: ANAHEIM, CA					<u>FYTD:</u> \$2,688,303.17
FALCON ENGINEERING SERVICES, INC.	38411	09/20/2023	2023-8	801 0021 SR60/MORENO BEACH PH 2	\$87,125.64
Remit to: CORONA, CA					<u>FYTD:</u> \$300,494.67
G3 QUALITY INC	38472	09/27/2023	14437	801 0090 CITYWIDE PVT REHAB PROG FY22/23	\$30,132.88
Remit to: CERRITOS, CA					<u>FYTD:</u> \$110,175.13
GILLIS + PANICHAPAN ARCHITECTS, INC.	38413	09/20/2023	108591J	803 0055 CORPORATE YARD OFFICE BUILDING F	\$26,215.00
Remit to: COSTA MESA, CA					<u>FYTD:</u> \$59,407.01
HITACHI VANTARA LLC	38316	09/13/2023	5159452	BRIEFCAM BASE LICENSING - TECH SVCS	\$978,793.28
		09/13/2023	5159457	SSVI SOLUTION (MINUS BRIEFCAM) - TECH SVCS	
Remit to: SANTA CLARA, CA					<u>FYTD:</u> \$1,206,193.86

Attachment: September 2023 PaymentRegister (6436 : SEPTEMBER PAYMENT REGISTER 2023)



City of Moreno Valley  
Payment Register  
For Period 9/1/2023 through 9/30/2023

CHECKS IN THE AMOUNT OF \$25,000 OR GREATER

<u>Vendor Name</u>	<u>Check/EFT Number</u>	<u>Payment Date</u>	<u>Inv Number</u>	<u>Invoice Description</u>	<u>Payment Amount</u>
ICF INCORPORATED, LLC DBA ICF CONSULTING, INC.	38318	09/13/2023	2023-189327	810 0021 ELECTRIC VEHICLE CHARGING INFRASTRUCTURE MASTER	\$46,913.73
Remit to: RESTON, VA					<u>FYTD:</u> \$74,808.87
KB HOME INLAND EMPIRE	246316	09/20/2023	REC.# LGR17-0011	REFUND EROSION CTRL SECURITY DEPOSIT-PROJ TR 24203 BOULDER RIDGE	\$47,100.00
Remit to: WILDOMAR, CA					<u>FYTD:</u> \$57,100.00
KONICA MINOLTA BUSINESS SOLUTIONS, USA	38322	09/13/2023	42887562	COPIER LEASE-CITY WIDE-JULY 2023	\$26,078.88
		09/13/2023	42887563	COPIERS C650I/C550I/BIZ360I-CITY WIDE	
		09/13/2023	43092804	COPIER LEASE-CITY WIDE-AUGUST 2023	
		09/13/2023	43092805	COPIERS C650I/C550I/BIZ360I-CITY WIDE	
Remit to: PASADENA, CA					<u>FYTD:</u> \$39,118.32
LIBRARY SYSTEMS & SERVICES, LLC	38266	09/06/2023	INV8195	LIBRARY CONTRACT SVCS & MATERIALS-MAIN/MALL/IRIS-SEPTEMBER 2023	\$206,146.75
Remit to: ROCKVILLE, MD					<u>FYTD:</u> \$845,031.10

Attachment: September 2023 PaymentRegister (6436 : SEPTEMBER PAYMENT REGISTER 2023)



City of Moreno Valley  
Payment Register  
For Period 9/1/2023 through 9/30/2023

CHECKS IN THE AMOUNT OF \$25,000 OR GREATER

<u>Vendor Name</u>	<u>Check/EFT Number</u>	<u>Payment Date</u>	<u>Inv Number</u>	<u>Invoice Description</u>	<u>Payment Amount</u>
LYONS SECURITY SERVICE, INC.	38326	09/13/2023	35799	SECURITY GUARD SVCS-COMMUNITY PARK-JULY 2023	\$25,402.81
		09/13/2023	35802	SECURITY GUARD SVCS-COTTONWOOD SPCL EVENT-JULY 2023	
		09/13/2023	35808	SECURITY GUARD SVCS-TOWNGATE-JULY 2023	
		09/13/2023	35950	SECURITY GUARD SVCS-COMMUNITY PARK-AUGUST 2023	
		09/13/2023	35951	SECURITY GUARD SVCS-CITY HALL-AUGUST 2023	
		09/13/2023	35953	SECURITY GUARD SVCS-COTTONWOOD SPCL EVENT-AUGUST 2023	
		09/13/2023	35955	SECURITY GUARD SVCS-CONF & REC CTR EVENTS-AUGUST 2023	
		09/13/2023	35956	SECURITY GUARD SVCS-ERC-AUGUST 2023	
		09/13/2023	35957	SECURITY GUARD SVCS-LIBRARY-AUGUST 2023	
		09/13/2023	35958	SECURITY GUARD SVCS-SENIOR CENTER-AUGUST 2023	
09/13/2023	35959	SECURITY GUARD SVCS-TOWNGATE-AUGUST 2023			
Remit to: ANAHEIM, CA					<u>FYTD:</u> \$103,962.99
M. BREY ELECTRIC, INC.	38267	09/06/2023	8470	TOWNGATE II PATIO REPLACEMENT	\$94,430.00
		09/13/2023	8745	LASSELLE SPORTS PARK BARRIER NETTING REPLACEMENT	\$29,415.00
		09/13/2023	8783	UPS CIRCUITS INSTALL FOR TS-CITY HALL	
		09/20/2023	8614	NORTH&SOUTH ENTRANCES/SOUTH WALKWAY ALUMAWOOD- SENIOR CENTER	\$53,585.00
Remit to: BEAUMONT, CA					<u>FYTD:</u> \$533,244.73
MARKS ARCHITECTS, INC.	38329	09/13/2023	3023003.02	CITY HALL ELEVATOR MODERNIZATION PROGRESS PAYMENT #2 803 0059	\$25,000.00
Remit to: PALM DESERT, CA					<u>FYTD:</u> \$25,000.00

Attachment: September 2023 PaymentRegister (6436 : SEPTEMBER PAYMENT REGISTER 2023)



**City of Moreno Valley  
Payment Register  
For Period 9/1/2023 through 9/30/2023**

**CHECKS IN THE AMOUNT OF \$25,000 OR GREATER**

<u>Vendor Name</u>	<u>Check/EFT Number</u>	<u>Payment Date</u>	<u>Inv Number</u>	<u>Invoice Description</u>	<u>Payment Amount</u>
MERCHANTS BUILDING MAINTENANCE, LLC.	38270	09/06/2023	750734	COVID-19 DISINFECTANT CLEANING SERVICES - JULY 2023	\$128,885.82
		09/06/2023	750735	CITY FACILITIES ROUTINE JANITORIAL SERVICES - JULY 2023	
		09/06/2023	756261	COVID-19 DISINFECTANT CLEANING SERVICES - AUG. 2023	
		09/06/2023	756262	CITY FACILITIES ROUTINE JANITORIAL SERVICES - AUG. 2023	
Remit to: MONTEREY PARK, CA					<b>FYTD:</b> \$233,856.40
MICHAEL BAKER INTERNATIONAL, INC	38426	09/20/2023	1189128	801 0052 SR60/WORLD LOGISTICS CENTER PARKWAY INTERCHANGE	\$71,207.39
Remit to: LOS ANGELES, CA					<b>FYTD:</b> \$108,865.39
ONESOURCE DISTRIBUTORS, INC.	38337	09/13/2023	S7064652.003	(1) PME 10 SWITCH	\$28,403.52
Remit to: OCEANSIDE, CA					<b>FYTD:</b> \$85,210.57
PACIFIC PRODUCTS AND SERVICES LLC	246211	09/06/2023	32295	3/8" STEEL JUMBO HEAD DRIVE RIVETS	\$33,537.19
		09/06/2023	32384	SIGN POSTS, ANCHORS, SLEEVES, DRIVE RIVETS, ETC.	
Remit to: ANAHEIM, CA					<b>FYTD:</b> \$33,537.19
PERMA	38488	09/27/2023	INV128	LIABILITY TRUST ACCOUNT DEPOSIT - Q2 FY2023-24	\$101,217.00
Remit to: PALM DESERT, CA					<b>FYTD:</b> \$2,816,043.00
PUB CONSTRUCTION, INC.	38490	09/27/2023	304959	801 0086 JUAN BAUTISTA TRAIL ATP 4	\$527,903.12
Remit to: DIAMOND BAR, CA					<b>FYTD:</b> \$1,086,117.34

Attachment: September 2023 PaymentRegister (6436 : SEPTEMBER PAYMENT REGISTER 2023)



**City of Moreno Valley  
Payment Register  
For Period 9/1/2023 through 9/30/2023**

**CHECKS IN THE AMOUNT OF \$25,000 OR GREATER**

<u>Vendor Name</u>	<u>Check/EFT Number</u>	<u>Payment Date</u>	<u>Inv Number</u>	<u>Invoice Description</u>	<u>Payment Amount</u>
R J NOBLE CO., INC.	38339	09/13/2023	230729	801 0089 CITYWIDE PVT REHAB FY 21/22	\$310,660.54
Remit to: ORANGE, CA					<b>FYTD: \$4,474,855.48</b>
RISING STARS BUSINESS ACADEMY	38274	09/06/2023	RSBA2023-4	CALVIP GRANT-INV.4/MOVAL VIOLENCE INTERVENTION & PREVENTION	\$27,772.20
Remit to: MORENO VALLEY, CA					<b>FYTD: \$40,189.08</b>
SC COMMERCIAL LLC DBA SC FUELS	38435	09/20/2023	2454084-IN	FUEL FOR CITY VEHICLES & EQUIPMENT	\$45,703.70
		09/20/2023	2456460-IN	FUEL FOR CITY VEHICLES & EQUIPMENT	
		09/20/2023	2457881-IN	FUEL FOR CITY VEHICLES & EQUIPMENT	
		09/20/2023	2459324-IN	FUEL FOR CITY VEHICLES & EQUIPMENT	
		09/20/2023	2461162-IN	FUEL FOR CITY VEHICLES & EQUIPMENT	
		09/20/2023	2461255-IN	FUEL FOR CITY VEHICLES & EQUIPMENT	
		09/20/2023	2462734-IN	FUEL FOR CITY VEHICLES & EQUIPMENT	
		09/20/2023	2465183-IN	FUEL FOR CITY VEHICLES & EQUIPMENT	
		09/20/2023	2466318-IN	FUEL FOR CITY VEHICLES & EQUIPMENT	
		09/20/2023	2467105-IN	FUEL FOR CITY VEHICLES & EQUIPMENT	
		09/20/2023	2469655-IN	FUEL FOR CITY VEHICLES & EQUIPMENT	
Remit to: ORANGE, CA					<b>FYTD: \$182,890.43</b>
SKANSKA USA CIVIL WEST CALIFORNIA DISTRICT, INC.	38436	09/20/2023	10	801 0021 SR60/MORENO BEACH PH 2	\$1,477,847.53
Remit to: RIVERSIDE, CA					<b>FYTD: \$4,413,355.24</b>

Attachment: September 2023 PaymentRegister (6436 : SEPTEMBER PAYMENT REGISTER 2023)



City of Moreno Valley  
Payment Register  
For Period 9/1/2023 through 9/30/2023

CHECKS IN THE AMOUNT OF \$25,000 OR GREATER

<u>Vendor Name</u>	<u>Check/EFT Number</u>	<u>Payment Date</u>	<u>Inv Number</u>	<u>Invoice Description</u>	<u>Payment Amount</u>		
SOUTHERN CALIFORNIA EDISON	246242	09/13/2023	282492235/AUG-23	ELECTRICITY-FERC CHARGES/MVU	\$85,751.22		
		09/13/2023	355556776/AUG-23	ELECTRICITY CHARGES FOR ACQUIRED STREETLIGHTS			
		09/13/2023	431591238/AUG-23	ELECTRICITY CHARGES FOR ACQUIRED STREETLIGHTS			
		09/13/2023	433869021/AUG-23	ELECTRICITY CHARGES FOR ADDED STREETLIGHTS			
		09/13/2023	435293103/AUG-23	ELECTRICITY CHARGES FOR ADDED STREETLIGHTS			
		09/13/2023	498683714/AUG-23	ELECTRICITY CHARGES FOR ACQUIRED STREETLIGHTS			
		09/13/2023	559238386/AUG-23	IFA & DISTRIBUTION UPGRADE CHARGES-KITCHING SUBSTATION			
		09/13/2023	570511709/AUG-23	IFA CHARGES-SUBSTATION			
	246302	09/13/2023	AUG-23 8/13/23	ELECTRICITY CHARGES	\$57,422.54		
		09/20/2023	AUG-23 9/20/23	ELECTRICITY CHARGES			
		246341	09/27/2023	7501583073		WDAT CHARGES-MVU/17160 KITCHING ST. SUBSTATION-JUL. 2023	\$68,304.37
			09/27/2023	7501583074		WDAT CHARGES-MVU/24417 NANDINA AVE. SUBSTATION-JUL. 2023	
			09/27/2023	7501583092		WDAT CHARGES-MVU/GRAHAM ST.-JUL. 2023	
09/27/2023	7501583093		WDAT CHARGES-MVU/FREDERICK AVE.-JUL. 2023				
09/27/2023	7501583094	WDAT CHARGES-MVU/SUBSTATION 115KV INTERCONNECTION-JUL. 2023					

Remit to: ROSEMEAD, CA

FYTD: \$629,063.22

Attachment: September 2023 PaymentRegister (6436 : SEPTEMBER PAYMENT REGISTER 2023)





**City of Moreno Valley  
Payment Register  
For Period 9/1/2023 through 9/30/2023**

**CHECKS IN THE AMOUNT OF \$25,000 OR GREATER**

<u>Vendor Name</u>	<u>Check/EFT Number</u>	<u>Payment Date</u>	<u>Inv Number</u>	<u>Invoice Description</u>	<u>Payment Amount</u>
STEVEN B. QUINTANILLA A PROFESSIONAL CORPORATION	38277	09/06/2023	JUL-23/SLOAT	SPECIAL COUNSEL LITIGATION SVCS-KAREN SLOAT, APC 07/01-07/31/23	\$37,705.00
	38498	09/27/2023	AUG-	SPECIAL COUNSEL LITIGATION SVCS-COLANTUONO ET AL 8/1-8/31/23	\$58,317.75
		09/27/2023	AUG-23/NIELSEN	SPECIAL COUNSEL LITIGATION SVCS-NIELSEN, ET AL. 08/01-08/31/23	
		09/27/2023	AUG-23/SLOAT	SPECIAL COUNSEL LITIGATION SVCS-KAREN SLOAT, APC 08/01-08/31/23	
		09/27/2023	JUL-23/NIELSEN	SPECIAL COUNSEL LITIGATION SVCS-NIELSEN, ET AL. 07/01-07/31/23	
		09/27/2023	JUN-23/NIELSEN	SPECIAL COUNSEL LITIGATION SVCS-NIELSEN, ET AL. 06/01-06/30/23	
		09/27/2023	MAY-23/NIELSEN	SPECIAL COUNSEL LITIGATION SVCS-NIELSEN, ET AL. 05/01-05/31/23	
Remit to: PALM SPRINGS, CA					<b>FYTD: \$426,934.64</b>
SYNERGY COMPANIES	38278	09/06/2023	MVU RES DI 07-23	ENERGY AUDITS & INSTALLATION OF ENERGY EFFICIENT MEASURES-JUL 23	\$187,483.46
Remit to: HAYWARD, CA					<b>FYTD: \$383,676.70</b>
THE ADVANTAGE GROUP/ FLEX ADVANTAGE	38346	09/13/2023	202309	SEPTEMBER 2023 RETIREE MEDICAL BENEFIT BILLING	\$47,368.40
Remit to: TEMECULA, CA					<b>FYTD: \$148,217.12</b>
WASTE MANAGEMENT	246246	09/13/2023	091223	SOLID WASTE DELINQUENCIES PASS THRU, LESS FRANCHISE FEES	\$833,796.84
Remit to: CORONA, CA					<b>FYTD: \$833,796.84</b>

Attachment: September 2023 PaymentRegister (6436 : SEPTEMBER PAYMENT REGISTER 2023)



**City of Moreno Valley  
Payment Register  
For Period 9/1/2023 through 9/30/2023**

**CHECKS IN THE AMOUNT OF \$25,000 OR GREATER**

<u>Vendor Name</u>	<u>Check/EFT Number</u>	<u>Payment Date</u>	<u>Inv Number</u>	<u>Invoice Description</u>	<u>Payment Amount</u>
WILLDAN FINANCIAL SERVICES	38284	09/06/2023	010-55609	HOME-ARP GRANT ADMINISTRATION SERVICES-JUL. 2023	\$26,396.50
		09/06/2023	010-55610	ERAP GRANT ADMINISTRATION SERVICES-JUL. 2023	
		09/06/2023	010-55611	CARES ACT GRANT ADMINISTRATION SERVICES-JUL. 2023	
		09/06/2023	010-55612	GRANT ADMINISTRATION SERVICES-JUL. 2023	
	38445	09/20/2023	010-55830	GRANT ADMINISTRATION SERVICES-AUG. 2023	\$29,299.75
		09/20/2023	010-55831	CARES ACT GRANT ADMINISTRATION SERVICES-AUG. 2023	
		09/20/2023	010-55832	ERAP GRANT ADMINISTRATION SERVICES-AUG. 2023	
		09/20/2023	010-55833	HOME-ARP GRANT ADMINISTRATION SERVICES-AUG. 2023	
Remit to: TEMECULA, CA					<b>FYTD: \$92,875.00</b>
WRCRCA	38354	09/13/2023	JUL-2023 MSHCP	MSHCP FEES COLLECTED FOR JUL. 2023-RESIDENTIAL & COMMERCIAL/IND.	\$46,435.12
Remit to: RIVERSIDE, CA					<b>FYTD: \$671,558.16</b>
Z&K CONSULTANTS, INC	246247	09/13/2023	69306	801 0097 CITYWIDE PVEMT RHAB PGM	\$121,808.00
		09/13/2023	69307	801 0097 CITYWIDE PVEMT RHAB PGM	
Remit to: CORONA, CA					<b>FYTD: \$121,808.00</b>
<b>TOTAL AMOUNTS OF \$25,000 OR GREATER</b>					<b>\$10,555,145.5</b>

Attachment: September 2023 PaymentRegister (6436 : SEPTEMBER PAYMENT REGISTER 2023)



**City of Moreno Valley**  
**Payment Register**  
 For Period 9/1/2023 through 9/30/2023

**CHECKS UNDER \$25,000**

<u>Vendor Name</u>	<u>Check/EFT Number</u>	<u>Payment Date</u>	<u>Inv Number</u>	<u>Invoice Description</u>	<u>Payment Amount</u>
THOMAS, AUDREY	246282	09/13/2023	SEPTEMBER 2023	MOVALEARNS PROGRAM STIPEND-SEPTEMBER 2023	\$250.00
Remit to: MORENO VALLEY, CA					<u>FYTD:</u> \$250.00
4IMPRINT	38250	09/06/2023	11567650	YO-YO'S AND BUBBLE FLYER-PROMOS-MVU	\$2,466.90
Remit to: OSHKOSH, WI					<u>FYTD:</u> \$3,130.20
ACCO ENGINEERED SYSTEMS, INC	38287	09/13/2023	20442339	ACCESS AND FIX SWAMP COOLERS-FIRE STATION 99	\$6,531.09
		09/13/2023	20442491	LEAK CHECK AC#2-FIRE STATION 65	
		09/13/2023	20448621	HVAC DAMPER REPAIR NORTH SIDE OF BLDG.-PUBLIC SAFETY BLDG.	
	38390	09/20/2023	20439489	HVAC PREV MAINTENANCE-ANIMAL SHELTER	\$7,849.00
		09/20/2023	20439490	HVAC PREV MAINTENANCE-CONFERENCE & REC. CENTER	
Remit to: PASADENA, CA					<u>FYTD:</u> \$126,282.48
ADVANCE AVANT GARDE CORPORATION DBA AVANT GARDE IN	38251	09/06/2023	8808	HOME PROGRAM MANAGEMENT-JULY 2023	\$13,778.75
		09/06/2023	8809	HUD FUNDING COMPLIANCE SVCS-JULY 2023	
		09/06/2023	8810	HOME HABITAT FOR HUMANITY-JULY 2023	
Remit to: DIAMOND BAR, CA					<u>FYTD:</u> \$42,051.25
ADVANCED APPLIED ENGINEERING, INC	38391	09/20/2023	28674	PLANNING CONSULTANT SERVICES-JULY 2023	\$1,147.50
Remit to: BREA, CA					<u>FYTD:</u> \$1,350.00
AGUIRRE, ILDEBERTO	246265	09/13/2023	SEPTEMBER 2023	MOVALEARNS PROGRAM STIPEND-SEPTEMBER 2023	\$250.00
Remit to: MORENO VALLEY, CA					<u>FYTD:</u> \$250.00

Attachment: September 2023 PaymentRegister (6436 : SEPTEMBER PAYMENT REGISTER 2023)



City of Moreno Valley  
Payment Register  
For Period 9/1/2023 through 9/30/2023

CHECKS UNDER \$25,000

<u>Vendor Name</u>	<u>Check/EFT Number</u>	<u>Payment Date</u>	<u>Inv Number</u>	<u>Invoice Description</u>	<u>Payment Amount</u>
AGUNWAH, JANE VO	38457	09/27/2023	10/1 - 10/4/23	TRAVEL PER DIEM & MILEAGE - 2023 CALPERS EDUCATIONAL FORUM	\$309.06
Remit to: MORENO VALLEY, CA					<u>FYTD:</u> \$309.06
AGUSTIN, DENNIS	246216	09/06/2023	R23-176501	ANIMAL SERVICES REFUND LATE LICENSE FEE	\$21.00
Remit to: MORENO VALLEY, CA					<u>FYTD:</u> \$21.00
AIR EXCHANGE INC	38458	09/27/2023	91610534	PLYMOVENT MAINT & REPAIR-FIRE STATIONS	\$1,253.55
Remit to: FAIRFIELD, CA					<u>FYTD:</u> \$4,804.74
ALADROSS, KAMRAN	38288	09/13/2023	9/17 - 9/19/23	TRAVEL PER DEIM & MILEAGE - 2023 APPA BUS & FINANCE CONFERENCE	\$184.62
Remit to: MORENO VALLEY, CA					<u>FYTD:</u> \$403.70
ALBERRE, BRYAN	246352	09/27/2023	PEN21-0258	REFUND PLANNING ENTITLEMENT (EIS)/REVIEW DEPOSIT	\$3,000.00
Remit to: MORENO VALLEY, CA					<u>FYTD:</u> \$3,000.00
ALISAM MORENO OPERATING, INC DBA WATERDROPS EXPRES	38459	09/27/2023	11	(61) CAR WASH COUNT-AUG. 2023	\$427.00
Remit to: WOODLAND HILLS, CA					<u>FYTD:</u> \$1,372.00
ALVAREZ, ANGEL SALGADO	246217	09/06/2023	REFUND-8/30/23	REFUND FOR THREE CITATIONS, #C19048, C19049, & C18925 - DISMISSED	\$562.00
Remit to: MORENO VALLEY, CA					<u>FYTD:</u> \$562.00

Attachment: September 2023 PaymentRegister (6436 : SEPTEMBER PAYMENT REGISTER 2023)



**City of Moreno Valley  
Payment Register  
For Period 9/1/2023 through 9/30/2023**

**CHECKS UNDER \$25,000**

<u>Vendor Name</u>	<u>Check/EFT Number</u>	<u>Payment Date</u>	<u>Inv Number</u>	<u>Invoice Description</u>	<u>Payment Amount</u>
AMERICAN FORENSIC NURSES	38289	09/13/2023	78044	PHLEBOTOMY SVCS-PD	\$1,476.77
		09/13/2023	78075	PHLEBOTOMY SVCS-PD	
	38392	09/20/2023	78118	PHLEBOTOMY SVCS-PD	\$407.17
	38460	09/27/2023	78134	PHLEBOTOMY SVCS-PD	\$1,750.24
		09/27/2023	78138	PHLEBOTOMY SVCS-PD	
Remit to: LA QUINTA, CA					<b>FYTD:</b> \$10,770.62
ANIMAL PEST MANAGEMENT SERVICES, INC.	38290	09/13/2023	700995	PEST MANAGEMENT SERVICE-PARKS	\$2,505.00
		09/13/2023	701031	PEST MANAGEMENT SERVICE-PARKS	
		09/13/2023	702565	PEST MANAGEMENT SERVICE-PARKS	
Remit to: CHINO, CA					<b>FYTD:</b> \$5,310.00
ARCHITERRA DESIGN GROUP	38393	09/20/2023	31332	807 0060 PARK REHAB & REFURBISHMENT PROGRAM	\$1,901.50
		09/20/2023	31333	807 0060 PARK REHAB & REFURBISHMENT PROGRAM	
Remit to: RANCHO CUCAMONGA, CA					<b>FYTD:</b> \$4,350.50
ARIA MANAGEMENT LLC	38461	09/27/2023	OCTOBER 2023	LEASE PAYMENT-LIBRARY @ IRIS-OCTOBER 2023	\$13,852.25
Remit to: YORBA LINDA, CA					<b>FYTD:</b> \$55,409.00
ARROYO, OLINDA	246250	09/13/2023	R23-176210	ANIMAL SERVICES REFUND - SPAY NEUTER DEPOSIT	\$75.00
Remit to: MENIFEE, CA					<b>FYTD:</b> \$75.00
ASATRYAN, SILVI	246309	09/20/2023	R23-174851	ANIMAL SERVICES REFUND S/N DEPOSIT	\$75.00
Remit to: MORENO VALLEY, CA					<b>FYTD:</b> \$75.00
ASTORGA, ANGELINA	38394	09/20/2023	9/23 - 9/27/23	TRAVEL PER DIEM & MILEAGE - 2023 ACCELA CONFERENCE	\$476.68
Remit to: MORENO VALLEY, CA					<b>FYTD:</b> \$476.68

Attachment: September 2023 PaymentRegister (6436 : SEPTEMBER PAYMENT REGISTER 2023)



City of Moreno Valley  
Payment Register  
For Period 9/1/2023 through 9/30/2023

CHECKS UNDER \$25,000

Vendor Name	Check/EFT Number	Payment Date	Inv Number	Invoice Description	Payment Amount
AUTOMATIC STOREFRONT SERVICE/E-Z AUTOMATED SYSTEMS	246228	09/13/2023	0032159	NW ENTRY DOOR REPAIR SERVICE CALL-PUBLIC SAFETY BLDG.	\$595.86
		09/13/2023	0032160	STOREFRONT DOOR REPAIR SERVICE CALL-MAIN LIBRARY	
Remit to: CHINO, CA					<b>FYTD: \$6,638.97</b>
BACA-SANTA CRUZ, ELENA	246355	09/27/2023	9/20 - 9/22/23	TRAVEL PER DIEM - 2023 CAL CITIES CONFERENCE & EXPO	\$172.50
Remit to: MORENO VALLEY, CA					<b>FYTD: \$172.50</b>
BASCOMBE, JOANNA	246310	09/20/2023	R23-174474	ANIMAL SERVICES REFUND S/N AND RAB DEP	\$95.00
Remit to: MORENO VALLEY, CA					<b>FYTD: \$95.00</b>
BISHOP, YAHNEL	246288	09/20/2023	9/23 - 9/27/23	TRAVEL PER DIEM & MILEAGE - 2023 ACCELARATE CONFERENCE	\$479.95
Remit to: MORENO VALLEY, CA					<b>FYTD: \$479.95</b>
BMW MOTORCYCLES OF RIVERSIDE	38292	09/13/2023	6034104	MAINT & REPAIRS-TRAFFIC MOTORCYCLE	\$1,688.66
		09/13/2023	6034120	MAINT & REPAIRS-TRAFFIC MOTORCYCLE	
	38395	09/20/2023	6032757	MAINT & REPAIRS-TRAFFIC MOTORCYCLE	\$506.34
	38462	09/27/2023	6034300	MAINT & REPAIRS-TRAFFIC MOTORCYCLE	\$2,925.82
		09/27/2023	6034315	MAINT & REPAIRS-TRAFFIC MOTORCYCLE	
	09/27/2023	6034338	MAINT & REPAIRS-TRAFFIC MOTORCYCLE		
Remit to: RIVERSIDE, CA					<b>FYTD: \$18,367.51</b>
BOVADILLA, MARLEN	246267	09/13/2023	SEPTEMBER 2023	MOVALEARNS PROGRAM STIPEND-SEPTEMBER 2023	\$250.00
Remit to: MORENO VALLEY, CA					<b>FYTD: \$250.00</b>

Attachment: September 2023 PaymentRegister (6436 : SEPTEMBER PAYMENT REGISTER 2023)



City of Moreno Valley  
Payment Register  
For Period 9/1/2023 through 9/30/2023

CHECKS UNDER \$25,000

<u>Vendor Name</u>	<u>Check/EFT Number</u>	<u>Payment Date</u>	<u>Inv Number</u>	<u>Invoice Description</u>	<u>Payment Amount</u>
BOX SPRINGS MUTUAL WATER COMPANY	246197	09/06/2023	1084-1 8/30/23	WATER ASSESSMENT ON VACANT LOTS OWNED BY THE HOUSING AUTHORITY	\$508.42
		09/06/2023	1085-1 8/30/23	WATER ASSESSMENT ON VACANT LOTS OWNED BY THE HOUSING AUTHORITY	
		09/06/2023	1086-1 8/30/23	WATER ASSESSMENT ON VACANT LOTS OWNED BY THE HOUSING AUTHORITY	
		09/06/2023	1087-1 8/30/23	WATER ASSESSMENT ON VACANT LOTS OWNED BY THE HOUSING AUTHORITY	
		09/06/2023	1088-1 8/30/23	WATER ASSESSMENT ON VACANT LOTS OWNED BY THE HOUSING AUTHORITY	
		09/06/2023	189-13 8/30/23	WATER ASSESSMENT ON VACANT LOTS OWNED BY THE HOUSING AUTHORITY	
		09/06/2023	195-5 8/30/23	WATER ASSESSMENT ON VACANT LOTS OWNED BY THE HOUSING AUTHORITY	
		09/06/2023	204-9 8/30/23	WATER ASSESSMENT ON VACANT LOTS OWNED BY THE HOUSING AUTHORITY	
		09/06/2023	331-1 8/30/23	WATER ASSESSMENT ON VACANT LOTS OWNED BY THE HOUSING AUTHORITY	
		09/06/2023	36-1 8/30/23	WATER ASSESSMENT ON VACANT LOTS OWNED BY THE HOUSING AUTHORITY	
		09/06/2023	45-4 8/30/23	WATER ASSESSMENT ON VACANT LOTS OWNED BY THE HOUSING AUTHORITY	
		09/06/2023	721-1 8/30/23	WATER USAGE-TOWNGATE-AUGUST 2023	
	09/06/2023	80-4 8/30/23	WATER ASSESSMENT ON VACANT LOTS OWNED BY THE HOUSING AUTHORITY		

Remit to: MORENO VALLEY, CA

FYTD: \$1,481.58

Attachment: September 2023 PaymentRegister (6436 : SEPTEMBER PAYMENT REGISTER 2023)



City of Moreno Valley  
Payment Register  
For Period 9/1/2023 through 9/30/2023

CHECKS UNDER \$25,000

Vendor Name	Check/EFT Number	Payment Date	Inv Number	Invoice Description	Payment Amount
BRAMLETT, MATTHEW	38396	09/20/2023	5/2 - 5/3/23	TRAVEL PER DIEM - 2023 CAPIO ANNUAL CONFERENCE	\$222.14
		09/20/2023	9/20 - 9/22/23	TRAVEL PER DIEM & MILEAGE - 2023 CAL CITIES CONFERENCE & EXPO	
Remit to: MORENO VALLEY, CA					<b>FYTD:</b> \$222.14
BRAUN BLAISING SMITH WYNNE, P.C.	38397	09/20/2023	21339	LEGAL SERVICES-MV UTILITY-JULY 2023	\$308.95
Remit to: SACRAMENTO, CA					<b>FYTD:</b> \$3,493.74
BRIDGEPAY NETWORK SOLUTIONS	38398	09/20/2023	807234	CREDIT CARD GATEWAY SVCS-JULY 2023	\$38.70
		09/20/2023	911234	CREDIT CARD GATEWAY SVCS-AUGUST 2023	
Remit to: ALTAMONTE SPRINGS, FL					<b>FYTD:</b> \$56.00
BRIE FARRAGH DBA BALLOON-IT LLC	38463	09/27/2023	000012	STANDARD SPIRAL COLUMNS-EL GRITO 9/15-PARKS	\$958.98
Remit to: GRAND TERRACE, CA					<b>FYTD:</b> \$958.98
BRUBAKER, MICHAEL	246311	09/20/2023	MVA050034619	REFUND PARKING CITATION FEE - DISMISSED	\$118.50
Remit to: LA PINE, OR					<b>FYTD:</b> \$118.50
BURRITO BOSS	246328	09/26/2023	2442	CHURROS/ICE CREAM FOR EMPLOYEE APPRECIATION EVENT ON 9/27/23	\$3,402.00
Remit to: MORENO VALLEY, CA					<b>FYTD:</b> \$3,402.00
BUTLER, LYNNE	246218	09/06/2023	R23-175351	ANIMAL SERVICES REFUND LICENSE FEE	\$15.00
Remit to: MORENO VALLEY, CA					<b>FYTD:</b> \$15.00

Attachment: September 2023 PaymentRegister (6436 : SEPTEMBER PAYMENT REGISTER 2023)





**City of Moreno Valley  
Payment Register  
For Period 9/1/2023 through 9/30/2023**

**CHECKS UNDER \$25,000**

<u>Vendor Name</u>	<u>Check/EFT Number</u>	<u>Payment Date</u>	<u>Inv Number</u>	<u>Invoice Description</u>	<u>Payment Amount</u>
CALIFORNIA ASSOCIATION OF CODE ENFORCEMENT OFFICER	246198	09/06/2023	200026218	WEBINAR 9.5.23 - ROBERTO LUERA	\$270.00
		09/06/2023	200026225	WEBINAR 9.5.23 - JORGE RUVALCABA	
		09/06/2023	200026269	WEBINAR 9.5.23 - ERIK FLORES	
		09/06/2023	200026328	WEBINAR 9.5.23 - HERNAN LOPEZ	
	246289	09/06/2023	200026330	WEBINAR 9.5.23 - ALEJANDRO MERAZ	
		09/20/2023	200026523	WEBINAR 9.5.23 - RAMON ZAMUNDO	\$114.00
		09/20/2023	200026714	WEBINAR 9.27.23 - DOUGLAS GRIFFITH	
Remit to: SACRAMENTO, CA					<b>FYTD: \$6,538.00</b>
CALIFORNIA CONSULTING, INC	38293	09/13/2023	6227	GRANT WRITING SERVICES-CALTRANS/FTA:FTA 5310 GRANT	\$13,500.00
Remit to: EL SEGUNDO, CA					<b>FYTD: \$13,500.00</b>
CALIFORNIA NEWSPAPERS PARTNERSHIP	38399	09/20/2023	DB38BEAC-0032	AD #0011618084/ACCT #5209144-PBLC HEARING NTC-PLANNING	\$886.51
		09/20/2023	DB38BEAC-0033	AD #0011618087/ACCT #5209144-PBLC HEARING NTC-PLANNING	
Remit to: WILLOUGHBY, OH					<b>FYTD: \$2,824.62</b>
CAMERON-DANIEL, P.C.	38294	09/13/2023	1445	LEGAL SERVICES-MV UTILITY-AUGUST 2023	\$4,666.50
		09/13/2023	1446	LEGAL SERVICES-MV UTILITY-AUGUST 2023	
Remit to: SEBASTOPOL, CA					<b>FYTD: \$21,352.50</b>
CANNON CORPORATION DBA PENCO	38464	09/27/2023	85166	CONSULTING SVCS-CAPITAL PROJECTS	\$534.00
Remit to: SAN LUIS OBISPO, CA					<b>FYTD: \$1,246.00</b>

Attachment: September 2023 PaymentRegister (6436 : SEPTEMBER PAYMENT REGISTER 2023)



**City of Moreno Valley  
Payment Register  
For Period 9/1/2023 through 9/30/2023**

**CHECKS UNDER \$25,000**

<u>Vendor Name</u>	<u>Check/EFT Number</u>	<u>Payment Date</u>	<u>Inv Number</u>	<u>Invoice Description</u>	<u>Payment Amount</u>
CASC ENGINEERING AND CONSULTING, INC.	38296	09/13/2023	0049404	PLAN CHECK SVCS-PWQMP-JULY 2023	\$4,087.50
	38400	09/20/2023	0049485	801 0108 DESIGN - EUCALYPTUS JULY 2023	\$8,530.00
Remit to: COLTON, CA					<b>FYTD:</b> \$31,794.08
CASTRO, JENNIFER	246281	09/13/2023	SEPTEMBER 2023	MOVALEARNS PROGRAM STIPEND-SEPTEMBER 2023	\$250.00
Remit to: MORENO VALLEY, CA					<b>FYTD:</b> \$250.00
CELIS, ARLENE	38297	09/13/2023	SPRING 2023	TUITION/EMPLOYEE EDUCATION REIMBURSEMENT	\$2,000.00
Remit to: MORENO VALLEY, CA					<b>FYTD:</b> \$2,000.00
CHANDLER ASSET MANAGEMENT, INC	38298	09/13/2023	2308MORENOVA	INVESTMENT MANAGEMENT SVCS-AUGUST 2023	\$8,763.69
Remit to: SAN DIEGO, CA					<b>FYTD:</b> \$26,246.15
CHARTER COMMUNICATIONS HOLDINGS, LLC	38252	09/06/2023	0007991081523	CABLE - MONTHLY SERVICE CHARGES CITYWIDE-JULY/AUG. 2023	\$2,896.17
	38465	09/27/2023	0007991091523	CABLE - MONTHLY SERVICE CHARGES CITYWIDE-AUG/SEP. 2023	\$2,885.87
Remit to: CITY OF INDUSTRY, CA					<b>FYTD:</b> \$13,262.38
CHAVEZ, SANDRA	246323	09/20/2023	SEPTEMBER 2023	MOVALEARNS PROGRAM STIPEND-SEPTEMBER 2023	\$250.00
Remit to: MORENO VALLEY, CA					<b>FYTD:</b> \$250.00
CHO, KENNETH	246219	09/06/2023	R23-175753	ANIMAL SERVICES REFUND S/N DEPOSIT	\$75.00
Remit to: WALNUT, CA					<b>FYTD:</b> \$75.00

Attachment: September 2023 Payment Register (6436 : SEPTEMBER PAYMENT REGISTER 2023)



City of Moreno Valley  
Payment Register  
For Period 9/1/2023 through 9/30/2023

CHECKS UNDER \$25,000

Vendor Name	Check/EFT Number	Payment Date	Inv Number	Invoice Description	Payment Amount
CINTAS CORPORATION NO. 2	38253	09/06/2023	4163820594	UNIFORM RENTAL & LAUNDERING SRVS FY 23/24	\$5,638.72
		09/06/2023	4164524061	UNIFORM RENTAL & LAUNDERING SRVS FY 23/24	
		09/06/2023	4165226842	UNIFORM RENTAL & LAUNDERING SRVS FY 23/24	
		09/06/2023	4165936954	UNIFORM RENTAL & LAUNDERING SRVS FY 23/24	
	38299	09/13/2023	4166662584	UNIFORM RENTAL & LAUNDERING SRVS FY 23/24	\$1,448.67
	38466	09/27/2023	4167393372	UNIFORM RENTAL & LAUNDERING SRVS FY 23/24	\$2,899.17
		09/27/2023	4168029371	UNIFORM RENTAL & LAUNDERING SRVS FY 23/24	
Remit to: CINCINNATI, OH					<b>FYTD:</b> \$21,708.42
CLARK LAND RESOURCES, INC.	38300	09/13/2023	CMV-0723-2	MVU RIGHT OF WAY CONSULTING SERVICES	\$1,671.13
		09/13/2023	CMV-0723R	RIGHT OF WAY CONSULTING SERVICES	
	38403	09/20/2023	CMV-0823	RIGHT OF WAY CONSULTING SERVICES	\$545.32
Remit to: OCEANSIDE, CA					<b>FYTD:</b> \$4,333.86
COATS, DAVID	38301	09/13/2023	AUG. 2023	INSTRUCTOR SERVICES - SHITO-RYU KARATE CLASSES	\$454.80
Remit to: MORENO VALLEY, CA					<b>FYTD:</b> \$1,458.00
COLONIAL SUPPLEMENTAL INSURANCE	246199	09/06/2023	71330690701227	EMPLOYEE SUPPLEMENTAL INSURANCE	\$12,826.02
		09/06/2023	71330690801434	EMPLOYEE SUPPLEMENTAL INSURANCE	
	246354	09/27/2023	71330691001478	EMPLOYEE SUPPLEMENTAL INSURANCE	\$6,361.61
Remit to: COLUMBIA, SC					<b>FYTD:</b> \$25,600.64
CORODATA MEDIA STORAGE INC.	38302	09/13/2023	DS1306302	OFF-SITE MEDIA STORAGE-AUGUST 2023	\$554.65
Remit to: LOS ANGELES, CA					<b>FYTD:</b> \$1,599.02
CORONA, NATALIE	246277	09/13/2023	SEPTEMBER 2023	MOVALEARNS PROGRAM STIPEND-SEPTEMBER 2023	\$250.00
Remit to: MORENO VALLEY, CA					<b>FYTD:</b> \$250.00

Attachment: September 2023 PaymentRegister (6436 : SEPTEMBER PAYMENT REGISTER 2023)



City of Moreno Valley  
Payment Register  
For Period 9/1/2023 through 9/30/2023

CHECKS UNDER \$25,000

Vendor Name	Check/EFT Number	Payment Date	Inv Number	Invoice Description	Payment Amount
COSCO FIRE PROTECTION, INC.	38303	09/13/2023	JC191761	2ND FLOOR EXPANSION-CITY HALL	\$13,537.00
		09/13/2023	JC191775	803 0050 CITY YARD FIRE ALARM REPLACEMENT #1	
	38404	09/20/2023	JC192365	2ND FLOOR EXPANSION PAYMENT #2-CITY HALL	\$5,857.00
Remit to: BRE A, CA					<b>FYTD:</b> \$20,214.00
COSTAR REALTY INFORMATION, INC	38304	09/13/2023	120381631	COMMERCIAL REAL ESTATE DATABASE SVC-JULY 2023	\$5,154.78
		09/13/2023	120406903	COMMERCIAL REAL ESTATE DATABASE SVC-AUGUST 2023	
		09/13/2023	120431534	COMMERCIAL REAL ESTATE DATABASE SVC-SEPTEMBER 2023	
Remit to: CHICAGO, IL					<b>FYTD:</b> \$5,154.78
COUNSELING TEAM, THE	246290	09/20/2023	86901	EMPLOYEE ASSISTANCE PROGRAM-JUNE 2023	\$1,835.00
Remit to: SAN BERNARDINO, CA					<b>FYTD:</b> \$5,735.00
COUNTY OF RIVERSIDE	246291	09/20/2023	3927	REGISTERED VOTERS CONFIRMATION-CFD NO. 2021-01/AMENDMENT NO. 117	\$140.00
		09/20/2023	3929	REGISTERED VOTERS CONFIRMATION-CFD NO. 2021-01/AMENDMENT NO. 118	
	246292	09/20/2023	23-186883	RECORDATION OF SPECIAL TAX LIEN	\$128.00
		09/20/2023	23-199414	RECORDATION OF SPECIAL TAX LIEN	
		09/20/2023	23-212555	PARCEL COUNT JUNE 2023	
	246329	09/27/2023	PE0000001236	TRAFFIC MOTOR COMMUNICATIONS FOR PD 8/1-8/31/23	\$1,915.62
Remit to: RIVERSIDE, CA					<b>FYTD:</b> \$20,948.00
COWAN, DELORES R	38254	09/06/2023	JUL - AUG. 2023	INSTRUCTOR SERVICES - POM-POM CHEERLEADING DRILL TEAM CLASSES	\$2,214.00
Remit to: MORENO VALLEY, CA					<b>FYTD:</b> \$2,214.00

Attachment: September 2023 PaymentRegister (6436 : SEPTEMBER PAYMENT REGISTER 2023)



**City of Moreno Valley  
Payment Register  
For Period 9/1/2023 through 9/30/2023**

**CHECKS UNDER \$25,000**

<u>Vendor Name</u>	<u>Check/EFT Number</u>	<u>Payment Date</u>	<u>Inv Number</u>	<u>Invoice Description</u>	<u>Payment Amount</u>
CRIME SCENE STERI-CLEAN, LLC	38305	09/13/2023	43834	BIO HAZARD REMOVAL SERVICE	\$850.00
	38405	09/20/2023	43838	BIO HAZARD REMOVAL SERVICE	\$250.00
Remit to: RANCHO CUCAMONGA, CA					<u>FYTD:</u> \$3,100.00
CROWN CASTLE FIBER LLC	38306	09/13/2023	1407119	INTERNET & DATA SVCS 09/01/23-09/30/23	\$1,250.00
Remit to: HOUSTON, TX					<u>FYTD:</u> \$3,768.75
CWE CORP.	38307	09/13/2023	23336	PLAN CHECK SVCS-PWQMP-JULY 2023	\$5,894.00
Remit to: FULLERTON, CA					<u>FYTD:</u> \$9,483.00
DATIR, POOJA	38255	09/06/2023	ELC-FY 2022/2023	EMERGING LEADERS COUNCIL STIPEND (5 MEETINGS 1/23 - 5/22/23)	\$125.00
Remit to: MORENO VALLEY, CA					<u>FYTD:</u> \$125.00
DATIR, ROHIT	38256	09/06/2023	ELC-FY 2022/2023	EMERGING LEADERS COUNCIL STIPEND (4 MEETINGS 1/23 - 5/22/23)	\$100.00
Remit to: MORENO VALLEY, CA					<u>FYTD:</u> \$100.00
DE GUZMAN, JAHIRO	246264	09/13/2023	SEPTEMBER 2023	MOVALEARNS PROGRAM STIPEND-SEPTEMBER 2023	\$250.00
Remit to: MORENO VALLEY, CA					<u>FYTD:</u> \$250.00
DEL REY APPRAISAL SRVCS	246200	09/06/2023	DX3045	APPRAISAL SERVICES FOR 24124 FIR AVE.	\$2,000.00
		09/06/2023	DX3046	APPRAISAL SERVICES FOR 24108 FIR AVE.	
Remit to: MORENO VALLEY, CA					<u>FYTD:</u> \$2,000.00

Attachment: September 2023 PaymentRegister (6436 : SEPTEMBER PAYMENT REGISTER 2023)



City of Moreno Valley  
Payment Register  
For Period 9/1/2023 through 9/30/2023

CHECKS UNDER \$25,000

Vendor Name	Check/EFT Number	Payment Date	Inv Number	Invoice Description	Payment Amount
DEPARTMENT OF ENVIRONMENTAL HEALTH	246201	09/06/2023	ACCT# AR0009820	ENVIRONMENTAL HEALTH PERMIT-MORRISON PARK/FACILITY# FA0005765	\$156.00
	246202	09/06/2023	ACCT# AR0084734	ENVIRONMENTAL HEALTH PERMIT-LASSELLE PARK/FACILITY# FA0040838	\$156.00
Remit to: RIVERSIDE, CA					FYTD: \$10,239.10
DEPARTMENT OF TRANSPORTATION	38257	09/06/2023	24000695	DIRECT PAY 801 0021 SR-60/MO BEACH IC DEPT FURNISHED MATERIALS	\$219.28
		09/06/2023	24000696	DIRECT PAY 801 0021 SR-60/MO BEACH IC DEPT FURNISHED MATERIALS	
	38308	09/13/2023	24000963	DIRECT PAY 801 0021 SR-60/MO BEACH IC DEPT FURNISHED MATERIALS	\$27.84
Remit to: SACRAMENTO, CA					FYTD: \$247.12
DESCOTEAUX, JULIA M.	246293	09/20/2023	9/23 - 9/27/23	TRAVEL PER DIEM & MILEAGE - 2023 ACCELARATE CONFERENCE	\$478.64
Remit to: MORENO VALLEY, CA					FYTD: \$478.64
DIAMOND ENVIRONMENTAL SERVICES, LP	246203	09/06/2023	0004856441	PORTABLE RESTROOM RENTAL-MV EQUESTRIAN CTR	\$719.12
		09/06/2023	0004856442	PORTABLE RESTROOM RENTAL-COTTONWOOD GOLF CTR	
	246294	09/20/2023	0004906378	PORTABLE RESTROOM RENTAL-POLICE DEPT	\$542.23
		09/20/2023	0004915199	PORTABLE RESTROOM RENTAL-MAINT & OP'S	
	246331	09/27/2023	0004915197	PORTABLE RESTROOM RENTAL-MV EQUESTRIAN CTR	\$719.12
	09/27/2023	0004915198	PORTABLE RESTROOM RENTAL-COTTONWOOD GOLF CTR		
Remit to: SAN MARCOS, CA					FYTD: \$17,115.89

Attachment: September 2023 PaymentRegister (6436 : SEPTEMBER PAYMENT REGISTER 2023)



City of Moreno Valley  
Payment Register  
For Period 9/1/2023 through 9/30/2023

CHECKS UNDER \$25,000

Vendor Name	Check/EFT Number	Payment Date	Inv Number	Invoice Description	Payment Amount
DIGITAL TELECOMMUNICATIONS CORP.	38469	09/27/2023	46037	SIP TRUNK CHANNEL-TECH SVCS	\$10,322.12
		09/27/2023	48263	MONTHLY SERVICE CONTRACT-05/28/23 TO 6/27/23-TECH SVCS	
		09/27/2023	48304	SIP TRUNK CHANNEL AND SESSION BORDER CONTROLLER-TECH SVCS	
		09/27/2023	48530	MONTHLY SERVICE CONTRACT-06/28/23 TO 7/27/23-TECH SVCS	
Remit to: SANTA CLARITA, CA					<b>FYTD:</b> \$10,322.12
DISH DBS CORPORATION	246204	09/06/2023	86557282/SEPT23	SATELLITE TV-FIRE STATION 99-08/31-09/30/23	\$151.41
Remit to: PALATINE, IL					<b>FYTD:</b> \$454.23
DOMINGUEZ, JOSUE	246266	09/13/2023	SEPTEMBER 2023	MOVALEARNS PROGRAM STIPEND-SEPTEMBER 2023	\$250.00
Remit to: MORENO VALLEY, CA					<b>FYTD:</b> \$250.00
E.R. BLOCK PLUMBING & HEATING, INC.	38258	09/06/2023	139931	REPAIR BACKFLOW DEVICE-PARKS	\$2,547.75
		09/06/2023	139932	REPAIR BACKFLOW DEVICE-PARKS	
		09/06/2023	140030	REPAIR BACKFLOW DEVICE-PARKS	
	38309	09/13/2023	139915	BACKFLOW DEVICE TEST-FIRE STATION 2	\$64.00
	38407	09/20/2023	139933	SD BACKFLOW REPAIR - AUGUST - ZONE M, ID 2	\$3,175.00
		09/20/2023	139935	SD BACKFLOW REPAIR - AUGUST - ZONE D, ID 47	
		09/20/2023	139936	SD BACKFLOW REPAIR - AUGUST - ZONE 02	
		09/20/2023	139937	SD BACKFLOW REPAIR - AUGUST - ZONE 06	
Remit to: RIVERSIDE, CA					<b>FYTD:</b> \$8,448.00
EC & AM ASSOCIATES, INC. DBA GK & ASSOCIATES	38408	09/20/2023	23-062	801 0089 CITYWIDE PVT REHAB FY 21/22	\$3,014.32
Remit to: DIAMOND BAR, CA					<b>FYTD:</b> \$31,185.97

Attachment: September 2023 Payment Register (6436 : SEPTEMBER PAYMENT REGISTER 2023)



**City of Moreno Valley**  
**Payment Register**  
 For Period 9/1/2023 through 9/30/2023

**CHECKS UNDER \$25,000**

<u>Vendor Name</u>	<u>Check/EFT Number</u>	<u>Payment Date</u>	<u>Inv Number</u>	<u>Invoice Description</u>	<u>Payment Amount</u>
EL CHIVITO BIRRIERIA MV	246312	09/20/2023	BL#41452-YR2023	REFUND OF OVERPAYMENT FOR BL #41452	\$65.00
Remit to: MORENO VALLEY, CA					<u>FYTD:</u> \$65.00
ELKINS, DEBORAH	38310	09/13/2023	AUG. 2023	INSTRUCTOR SERVICES - ADAPTIVE ZUMBA CLASS	\$57.00
Remit to: MORENO VALLEY, CA					<u>FYTD:</u> \$193.80
EMPIRE MOWER	246229	09/13/2023	29880	TREE TRIMMING EQUIPMENT PARTS	\$631.07
		09/13/2023	30299	TREE TRIMMING EQUIPMENT PARTS	
Remit to: MORENO VALLEY, CA					<u>FYTD:</u> \$1,452.83
ENCO UTILITY SERVICES MORENO VALLEY LLC	38409	09/20/2023	C23-16	HEACOCK SOUTH OF MYERS-VEHICLE HIT STREETLIGHT-MVU	\$11,468.31
		09/20/2023	C23-17	PERRIS NORTH OF FIR-VEHICLE HIT STREETLIGHT-MVU	
	38470	09/27/2023	INV61750	SOLAR SYSTEM INSPECTION	\$2,121.00
		09/27/2023	INV61751	SOLAR SYSTEM INSPECTION	
		09/27/2023	INV61752	SOLAR SYSTEM INSPECTION	
		09/27/2023	INV61753	SOLAR SYSTEM INSPECTION	
		09/27/2023	INV61754	SOLAR SYSTEM INSPECTION	
		09/27/2023	INV61755	SOLAR SYSTEM INSPECTION	
		09/27/2023	INV61756	SOLAR SYSTEM INSPECTION	
Remit to: ANAHEIM, CA					<u>FYTD:</u> \$2,688,303.17
ENTERPRISE SOLUTIONS CONSULTING, LLC	38312	09/13/2023	MVU-2023-09	CONSULTING SERVICE-MV UTILITIES	\$6,000.00
Remit to: WEBSTER, NY					<u>FYTD:</u> \$18,000.00
ESPINO-SALCEDO, GRACE	38410	09/20/2023	9/23 - 9/27/23	TRAVEL PER DIEM & MILEAGE - 2023 ACCELARATE CONFERENCE	\$478.64
Remit to: MORENO VALLEY, CA					<u>FYTD:</u> \$478.64

Attachment: September 2023 PaymentRegister (6436 : SEPTEMBER PAYMENT REGISTER 2023)





**City of Moreno Valley  
Payment Register  
For Period 9/1/2023 through 9/30/2023**

**CHECKS UNDER \$25,000**

<u>Vendor Name</u>	<u>Check/EFT Number</u>	<u>Payment Date</u>	<u>Inv Number</u>	<u>Invoice Description</u>	<u>Payment Amount</u>
EVANS, ESME	246313	09/20/2023	R23-175783	ANIMAL SERVICES REFUND S/N AND RAB DEP	\$95.00
Remit to: SANTA BARBARA, CA					<b>FYTD:</b> \$95.00
EXCLUSIVE TOWING	246205	09/06/2023	23-21959	EVIDENCE VEHICLE TOWING-PD	\$1,545.50
		09/06/2023	23-21964	EVIDENCE VEHICLE TOWING-PD	
		09/06/2023	23-21965	EVIDENCE VEHICLE TOWING-PD	
	246230	09/13/2023	23-22015	EVIDENCE VEHICLE TOWING-PD	\$562.00
	246296	09/20/2023	23-22073	EVIDENCE VEHICLE TOWING-PD	\$140.50
Remit to: RIVERSIDE, CA					<b>FYTD:</b> \$3,934.00
FERNANDEZ, MARISOL	246220	09/06/2023	R23-173164	ANIMAL SERVICES REFUND RAB DEP	\$20.00
Remit to: RIVERSIDE, CA					<b>FYTD:</b> \$95.00
FERRELLGAS LP	246231	09/13/2023	RNT9854617	PROPANE TANK RENTAL-CITY YARD	\$12.00
Remit to: DENVER, CO					<b>FYTD:</b> \$439.01
FIRST AMERICAN DATA TREE, LLC	246232	09/13/2023	20027760823	ONLINE SOFTWARE SUBSCRIPTION-AUGUST 2023	\$99.00
Remit to: PASADENA, CA					<b>FYTD:</b> \$297.00
FLOCK GROUP INC. DBA FLOCK SAFETY	38313	09/13/2023	INV-22015	STOLEN SOLAR PANEL REPLACEMENT-TECH SVCS	\$350.00
Remit to: ATLANTA, GA					<b>FYTD:</b> \$497,231.51
FRONTIER COMMUNICATIONS	246233	09/13/2023	062221-5/SEPT23	COMMUNICATION SVCS-08/28/23-09/27/23	\$1,456.33
	246297	09/20/2023	081095-5/SEPT23	FOREIGN EXCHANGE BUS LISTING-MV UTILITY	\$7.13
Remit to: CINCINNATI, OH					<b>FYTD:</b> \$29,346.33

Attachment: September 2023 PaymentRegister (6436 : SEPTEMBER PAYMENT REGISTER 2023)



City of Moreno Valley  
Payment Register  
For Period 9/1/2023 through 9/30/2023

CHECKS UNDER \$25,000

Vendor Name	Check/EFT Number	Payment Date	Inv Number	Invoice Description	Payment Amount
FUEL PROS, INC	38314	09/13/2023	0000069423	DIESEL INTAKE BALL VALVE REPAIR-CITY YARD	\$2,034.30
		09/13/2023	0000070192	UNLEADED GAS HOSE/PUMP REPAIR-CITY YARD	
	38412	09/20/2023	70422	UNLEADED FUEL HOSE REPAIR-CITY YARD	\$235.00
Remit to: CHINO, CA					<b>FYTD:</b> \$2,530.55
G/M BUSINESS INTERIORS, INC.	38471	09/27/2023	0288514-IN	HERMAN MILLER VERUS & LINO CHAIRS-PARKS	\$20,887.09
		09/27/2023	0288652-IN	(5) ADDITIONAL COUNCIL MEMBER CHAIRS-CITY HALL	
Remit to: RIVERSIDE, CA					<b>FYTD:</b> \$21,678.35
GALLAGHER, IAN	246221	09/06/2023	R23-175782	ANIMAL SERVICES REFUND S/N AND RAB DEP	\$95.00
Remit to: OCEANSIDE, CA					<b>FYTD:</b> \$95.00
GALLS INC., INLAND UNIFORM	38260	09/06/2023	BC1941512	BODY ARMOR & TACTICAL OUTER CARRIER CORDURA-CODE ENF	\$3,466.03
	38473	09/27/2023	OR24674711	VELCRO FOR GARMENTS & HOOK AND LOOP FOR NAMESTRIPS-CODE	\$6.50
Remit to: CHICAGO, IL					<b>FYTD:</b> \$4,836.56
GALVEZ, MELODY	246314	09/20/2023	R23-174990	ANIMAL SERVICES REFUND S/N DEPOSIT	\$75.00
Remit to: MORENO VALLEY, CA					<b>FYTD:</b> \$75.00
GAMEZ, HANNAH	246258	09/13/2023	SEPTEMBER 2023	MOVALEARNS PROGRAM STIPEND-SEPTEMBER 2023	\$250.00
Remit to: MORENO VALLEY, CA					<b>FYTD:</b> \$250.00
GARCIA, MATHEW ANTONIO	246284	09/13/2023	SEPTEMBER 2023	MOVALEARNS PROGRAM STIPEND-SEPTEMBER 2023	\$250.00
Remit to: MORENO VALLEY, CA					<b>FYTD:</b> \$250.00

Attachment: September 2023 PaymentRegister (6436 : SEPTEMBER PAYMENT REGISTER 2023)



City of Moreno Valley  
Payment Register  
For Period 9/1/2023 through 9/30/2023

CHECKS UNDER \$25,000

Vendor Name	Check/EFT Number	Payment Date	Inv Number	Invoice Description	Payment Amount
GARDAWORLD	38315	09/13/2023	10752613	ARMORED CAR SVC-CITY HALL, CONF & REC, MVU, LIBRARY, & ANML SVCS	\$1,027.90
	38474	09/27/2023	20579220	ARMORED CAR SVC-CONF & REC, LIBRARY, & ANIMAL SVC	\$249.59
Remit to: CHICAGO, IL					<b>FYTD:</b> \$3,715.89
GLADWELL GOVERNMENTAL SVCS, INC.	246298	09/20/2023	5214	SCANNING PREP RE ANALYSIS & RECOMMENDATIONS-PLANNING	\$1,260.00
Remit to: LAKE ARROWHEAD, CA					<b>FYTD:</b> \$1,800.00
GONZALEZ, ELIZABETH	246257	09/13/2023	SEPTEMBER 2023	MOVALEARNS PROGRAM STIPEND-SEPTEMBER 2023	\$250.00
Remit to: MORENO VALLEY, CA					<b>FYTD:</b> \$250.00
GORM INC.	246206	09/06/2023	321684A	JANITORIAL SUPPLIES-PARKS MAINT	\$101.66
	246333	09/27/2023	322489	JANITORIAL SUPPLIES-PARKS MAINT	\$3,245.92
Remit to: ONTARIO, CA					<b>FYTD:</b> \$17,348.26
GREENTECH LANDSCAPE, INC.	38261	09/06/2023	56346	SD LANDSCAPE ADDITIONAL WORK (VALLEY) ZONE D - ID 72	\$3,200.00
		09/06/2023	56347	SD LANDSCAPE ADDITIONAL WORK (VALLEY) ZONE D - ID 9	
		09/06/2023	56348	SD LANDSCAPE ADDITIONAL WORK (VALLEY) ZONE D - ID 84	
Remit to: LOS ANGELES, CA					<b>FYTD:</b> \$362,679.17
HAAKER EQUIPMENT COMPANY DBA TOTAL CLEAN	38262	09/06/2023	E1A1RK	STREET SWEEPER RENTAL 8/03/23 - 8/16/23	\$7,938.00
Remit to: LA VERNE, CA					<b>FYTD:</b> \$8,701.14
HABITAT FOR HUMANITY RIVERSIDE	38263	09/06/2023	CHR22-INV13	HOME-CRITICAL HOME REPAIR PROGRAM-JULY 2023	\$18,604.05
Remit to: RIVERSIDE, CA					<b>FYTD:</b> \$79,926.97

Attachment: September 2023 PaymentRegister (6436 : SEPTEMBER PAYMENT REGISTER 2023)



City of Moreno Valley  
Payment Register  
For Period 9/1/2023 through 9/30/2023

CHECKS UNDER \$25,000

Vendor Name	Check/EFT Number	Payment Date	Inv Number	Invoice Description	Payment Amount
HARDING, ISABELLA	246315	09/20/2023	R23-174339	ANIMAL SERVICES REFUND S/N DEPOSITS	\$225.00
Remit to: MENIFEE, CA					FYTD: \$225.00
HARGIS, STEVE	38475	09/27/2023	9/24 - 9/27/23	TRAVEL PER DIEM - 2023 MISAC TRAINING CONFERENCE	\$241.50
Remit to: MORENO VALLEY, CA					FYTD: \$241.50
HAVEA, SIUTAISA HONEKOULA	246222	09/06/2023	2003599.047	DEPOSIT REFUND-CONFERENCE & REC CTR.	\$587.72
Remit to: SALT LAKE CITY, UT					FYTD: \$587.72
HERNANDEZ, MAURICIO	246260	09/13/2023	SEPTEMBER 2023	MOVALEARNS PROGRAM STIPEND-SEPTEMBER 2023	\$250.00
Remit to: MORENO VALLEY, CA					FYTD: \$250.00
HERNANDEZ, MONICA	246278	09/13/2023	SEPTEMBER 2023	MOVALEARNS PROGRAM STIPEND-SEPTEMBER 2023	\$250.00
Remit to: MORENO VALLEY, CA					FYTD: \$250.00
HINDERLITER DE LLAMAS & ASSOCIATES	246234	09/13/2023	SIN030666	SALES TAX AUDIT SERVICES-SALES QTR 1 2023	\$7,816.54
	246334	09/27/2023	SIN031638	CANNABIS MANAGEMENT PROGRAM-AUGUST 2023	\$312.50
Remit to: BREA, CA					FYTD: \$8,129.04
HR GREEN PACIFIC INC.	38264	09/06/2023	165961	ON-CALL TRAFFIC ENGINEERING SERVICES-JULY 2023	\$8,728.50
	38317	09/13/2023	166561	ON-CALL TRAFFIC ENGINEERING SERVICES-AUGUST 2023	\$7,090.50
Remit to: DES MOINES, IA					FYTD: \$47,792.50
HUIZAR, ROSEMARY	246261	09/13/2023	SEPTEMBER 2023	MOVALEARNS PROGRAM STIPEND-SEPTEMBER 2023	\$250.00
Remit to: MORENO VALLEY, CA					FYTD: \$250.00

Attachment: September 2023 PaymentRegister (6436 : SEPTEMBER PAYMENT REGISTER 2023)



**City of Moreno Valley  
Payment Register  
For Period 9/1/2023 through 9/30/2023**

**CHECKS UNDER \$25,000**

<u>Vendor Name</u>	<u>Check/EFT Number</u>	<u>Payment Date</u>	<u>Inv Number</u>	<u>Invoice Description</u>	<u>Payment Amount</u>
HUNTER CONSULTING INC. DBA HCI ENVIRONMENTAL & ENG	38414	09/20/2023	36907	WASH RACK (2) CLARIFIER CLEAN OUT-CITY YARD	\$7,924.38
		09/20/2023	36918	WASH RACK CLARIFIER CLEAN OUT-PUBLIC SAFETY BLDG.	
Remit to: CORONA, CA					<b>FYTD: \$9,853.12</b>
HUNTINGTON BEACH HONDA	246207	09/06/2023	113960	REPLACE LEFT LEVER ON HONDA AFRICA TWIN MOTORCYCLES-- PD	\$75.70
Remit to: HUNTINGTON BEACH, CA					<b>FYTD: \$75.70</b>
HUPE, BRETT	246223	09/06/2023	CASE CFR 22-0208	REFUND DUPLICATE PAYMENT FOR DEMAND REQUEST-16314 ABEDUL ST, MV.	\$159.00
Remit to: DANA POINT, CA					<b>FYTD: \$159.00</b>
INLAND ELECTRIC INC.	38476	09/27/2023	6226	TOWNGATE MEMORIAL PARK WALKWAY LED RETRO-PARKS	\$6,673.50
Remit to: RIVERSIDE, CA					<b>FYTD: \$15,961.00</b>
INLAND EMPIRE PROPERTY SERVICE, INC	38415	09/20/2023	40185	NUISANCE ABATEMENT SVCS-14634 AGAVE ST-CODE	\$16,576.25
		09/20/2023	40187	NUISANCE ABATEMENT SVCS-25283 SWEET GRASS-CODE	
	38477	09/27/2023	40212	NUISANCE ABATEMENT SVCS-MARCH FIELD-PARKS MAINT	\$11,605.00
Remit to: MORENO VALLEY, CA					<b>FYTD: \$98,546.25</b>
JACOBS ENGINEERING GROUP, INC.	38478	09/27/2023	W9Y51100-07	808 0004 TRAFFIC SIGNAL COORDINATION PROGRAM	\$11,530.00
Remit to: DALLAS, TX					<b>FYTD: \$32,530.00</b>
JAMES, XIOMARA ANGELA	246276	09/13/2023	SEPTEMBER 2023	MOVALEARNS PROGRAM STIPEND-SEPTEMBER 2023	\$250.00
Remit to: MORENO VALLEY, CA					<b>FYTD: \$250.00</b>

Attachment: September 2023 PaymentRegister (6436 : SEPTEMBER PAYMENT REGISTER 2023)



City of Moreno Valley  
Payment Register  
For Period 9/1/2023 through 9/30/2023

CHECKS UNDER \$25,000

Vendor Name	Check/EFT Number	Payment Date	Inv Number	Invoice Description	Payment Amount
JENKS, JACOB	246274	09/13/2023	SEPTEMBER 2023	MOVALEARNS PROGRAM STIPEND-SEPTEMBER 2023	\$250.00
Remit to: MORENO VALLEY, CA					FYTD: \$250.00
JIMENEZ, LAUNA L.	246235	09/13/2023	9/20 - 9/22/23	TRAVEL PER DIEM - 2023 CAL CITIES CONFERENCE & EXPO	\$172.50
Remit to: MORENO VALLEY, CA					FYTD: \$172.50
JIMENEZ, VICTORIA	246270	09/13/2023	SEPTEMBER 2023	MOVALEARNS PROGRAM STIPEND-SEPTEMBER 2023	\$250.00
Remit to: MORENO VALLEY, CA					FYTD: \$250.00
JOHNSON , TRACY	38319	09/13/2023	AUG. 2023	INSTRUCTOR SERVICES - SHITO-RYU KARATE CLASSES	\$454.80
Remit to: MORENO VALLEY, CA					FYTD: \$1,458.00
JOHNSON, SHARON	246273	09/13/2023	SEPTEMBER 2023	MOVALEARNS PROGRAM STIPEND-SEPTEMBER 2023	\$250.00
Remit to: MORENO VALLEY, CA					FYTD: \$250.00
JOSEPH M. BAKER JR. DBA SPORTIQUE SCREEN PRINTING	38320	09/13/2023	53591	JERSEYS & HATS FOR YOUTH PEE WEE/JR T-BALL	\$5,363.79
		09/13/2023	53693	EL GRITO EVENT UNIFORM T-SHIRTS	
	38416	09/20/2023	53648	PCS STAFF UNIFORM SHIRTS	\$431.17
Remit to: RIVERSIDE, CA					FYTD: \$10,117.88
JTB SUPPLY CO., INC.	38265	09/06/2023	112366	TRAFFIC SIGNAL MAINT SUPPLIES	\$4,029.86
	38479	09/27/2023	112480	TRAFFIC SIGNAL MAINT SUPPLIES	\$294.38
Remit to: ORANGE, CA					FYTD: \$13,188.63
KELLEHER, SARAH	246251	09/13/2023	R23-174315	ANIMAL SERVICES REFUND SPAY NEUTER AND RABIES DEPOSITS	\$95.00
Remit to: BEAUMONT, CA					FYTD: \$95.00

Attachment: September 2023 PaymentRegister (6436 : SEPTEMBER PAYMENT REGISTER 2023)



**City of Moreno Valley  
Payment Register  
For Period 9/1/2023 through 9/30/2023**

**CHECKS UNDER \$25,000**

<u>Vendor Name</u>	<u>Check/EFT Number</u>	<u>Payment Date</u>	<u>Inv Number</u>	<u>Invoice Description</u>	<u>Payment Amount</u>
KELLY, MONIQUE	246317	09/20/2023	MVA020061973	REFUND PARKING CITATION FEE - OVERPAYMENT	\$115.00
Remit to: MORENO VALLEY, CA					<u>FYTD:</u> \$115.00
KILLION, PATRICK	38321	09/13/2023	SUMMER 2023	TUITION/EMPLOYEE EDUCATION REIMBURSEMENT	\$2,705.00
Remit to: MORENO VALLEY, CA					<u>FYTD:</u> \$2,705.00
KOA CORPORATION	246335	09/27/2023	JC34056-1	808 0013 KOA TMC RESEARCH REPORT	\$7,968.00
Remit to: MONTEREY PARK, CA					<u>FYTD:</u> \$7,968.00
KRAPIVA, ANNA	246252	09/13/2023	R23-176062	ANIMAL SERVICES REFUND SPAY NEUTER AND RABIES DEPOSITS	\$95.00
Remit to: SAN DIEGO, CA					<u>FYTD:</u> \$95.00
KRUEGER, KIMBERLEE	246336	09/27/2023	9/23 - 9/27/23	TRAVEL PER DIEM & MILEAGE - 2023 ACCELERATE CONFERENCE	\$435.28
Remit to: MORENO VALLEY, CA					<u>FYTD:</u> \$435.28
KTU+A	38323	09/13/2023	35248	PARKS MASTER PLAN PROJECT SERVICES-JULY 2023	\$4,350.00
Remit to: SAN DIEGO, CA					<u>FYTD:</u> \$40,808.20
LANKHORST, JACQUELYN	38417	09/20/2023	9/24 - 9/27/23	TRAVEL PER DIEM & MILEAGE - 2023 ACCELARATE CONFERENCE	\$311.87
Remit to: MORENO VALLEY, CA					<u>FYTD:</u> \$311.87
LARA, JOSEPH R.	246236	09/13/2023	9/18 - 9/21/23	TRAVEL PER DIEM & MILEAGE - 2023 INFO-TECH LIVE LAS VEGAS	\$319.46
Remit to: MORENO VALLEY, CA					<u>FYTD:</u> \$319.46
LATIN, ALESIA	246279	09/13/2023	SEPTEMBER 2023	MOVABLEARNS PROGRAM STIPEND-SEPTEMBER 2023	\$250.00
Remit to: MORENO VALLEY, CA					<u>FYTD:</u> \$250.00
LEADSONLINE PARENT LLC	38418	09/20/2023	405706	CELLHAWK SUBSCRIPTION & SUPPORT-POLICE	\$6,175.00
Remit to: PLANO, TX					<u>FYTD:</u> \$6,175.00

Attachment: September 2023 PaymentRegister (6436 : SEPTEMBER PAYMENT REGISTER 2023)



**City of Moreno Valley  
Payment Register  
For Period 9/1/2023 through 9/30/2023**

**CHECKS UNDER \$25,000**

<u>Vendor Name</u>	<u>Check/EFT Number</u>	<u>Payment Date</u>	<u>Inv Number</u>	<u>Invoice Description</u>	<u>Payment Amount</u>
LEAGUE OF CALIFORNIA CITIES- RIV CNTY DIV	246208	09/06/2023	2772	RIVERSIDE COUNTY DIVISION MEETING 7/10/23	\$200.00
Remit to: SACRAMENTO, CA					<b>FYTD:</b> \$200.00
LEE, MIKE	38324	09/13/2023	9/20 - 9/22/23	TRAVEL PER DIEM - 2023 CAL CITIES CONFERENCE & EXPO	\$172.50
Remit to: MORENO VALLEY, CA					<b>FYTD:</b> \$172.50
LEXISNEXIS PRACTICE MANAGEMENT	38325	09/13/2023	3094658922	LEGAL RESEARCH TOOLS-AUGUST 2023	\$883.20
Remit to: CHICAGO, IL					<b>FYTD:</b> \$2,649.60
LLOYD, MICHAEL	246237	09/13/2023	9/20 - 9/22/23	TRAVEL PER DIEM - 2023 CAL CITIES CONFERENCE & EXPO	\$172.50
Remit to: MORENO VALLEY, CA					<b>FYTD:</b> \$172.50
LONDON, FELICIA	38419	09/20/2023	9/24 - 9/27/23	TRAVEL PER DIEM - 2023 ACCELA CONFERENCE	\$276.50
Remit to: MORENO VALLEY, CA					<b>FYTD:</b> \$276.50
LOPEZ, ALMA	246319	09/20/2023	SEPTEMBER 2023	MOVALEARNS PROGRAM STIPEND-SEPTEMBER 2023	\$250.00
Remit to: MORENO VALLEY, CA					<b>FYTD:</b> \$250.00
LOR GEOTECHNICAL GROUP, INC.	38420	09/20/2023	19242	801 0089 CITYWIDE PVT REHAB FY 21/22	\$1,000.00
	38480	09/27/2023	19241	801 0089 CITYWIDE PVT REHAB FY 21/22	\$2,000.00
Remit to: RIVERSIDE, CA					<b>FYTD:</b> \$11,684.50
M. BREY ELECTRIC, INC.	38481	09/27/2023	8619	CHILD CARE GENERAL REPAIRS - SUNNYMEAD	\$14,100.00
Remit to: BEAUMONT, CA					<b>FYTD:</b> \$533,244.73

Attachment: September 2023 PaymentRegister (6436 : SEPTEMBER PAYMENT REGISTER 2023)





City of Moreno Valley  
Payment Register  
For Period 9/1/2023 through 9/30/2023

CHECKS UNDER \$25,000

Vendor Name	Check/EFT Number	Payment Date	Inv Number	Invoice Description	Payment Amount
MACIAS, STEPHANIE	38328	09/13/2023	9/20 - 9/22/23	TRAVEL PER DIEM & MILEAGE - 2023 CAL CITIES CONFERENCE & EXPO	\$204.46
Remit to: MORENO VALLEY, CA					FYTD: \$204.46
MANDUJANO, MARIANA	246224	09/06/2023	R23-174360	ANIMAL SERVICES REFUND S/N DEPOSIT	\$75.00
Remit to: ROMOLAND, CA					FYTD: \$75.00
MARCH JOINT POWERS AUTHORITY	246209	09/06/2023	60139	GAS CHARGES-M.A.R.B. BUILDING 823-MAY 2023	\$213.99
		09/06/2023	60142	GAS CHARGES-M.A.R.B. BUILDING 938-MAY 2023	
		09/06/2023	60151	GAS CHARGES-M.A.R.B. BUILDING 823-JUNE 2023	
		09/06/2023	60154	GAS CHARGES-M.A.R.B. BUILDING 938-JUNE 2023	
		09/06/2023	60163	GAS CHARGES-M.A.R.B. BUILDING 823-JULY 2023	
		09/06/2023	60166	GAS CHARGES-M.A.R.B. BUILDING 938-JULY 2023	
Remit to: RIVERSIDE, CA					FYTD: \$318.78
MARGARITAS GRILL RESTAURANT & CATERING, LLC	38422	09/20/2023	S02547	CATERING FOR STATE OF THE CITY EVENT ON 8/17/23	\$16,785.47
Remit to: MORENO VALLEY, CA					FYTD: \$26,276.09
MARIPOSA LANDSCAPES, INC.	38268	09/06/2023	103596	SD LANDSCAPE BASE (NORTH) JULY - ZN 02, 08, CFD 2014-01 LM01C	\$16,120.00
		09/06/2023	103845R	SD LANDSCAPE ADDITIONAL WORK (WQB) ID 2,18, 19, 21, 22, 35, & 36	
		09/06/2023	103849R	SD LANDSCAPE ADDITIONAL WORK (NORTH) ZONE 02	
		09/06/2023	103850R	SD LANDSCAPE ADDITIONAL WORK (NORTH) ZONE 02	
	38423	09/20/2023	104033	SD LANDSCAPE BASE (WQB) AUGUST	\$7,432.62
Remit to: IRWINDALE, CA					FYTD: \$119,748.98

Attachment: September 2023 PaymentRegister (6436 : SEPTEMBER PAYMENT REGISTER 2023)



City of Moreno Valley  
Payment Register  
For Period 9/1/2023 through 9/30/2023

CHECKS UNDER \$25,000

<u>Vendor Name</u>	<u>Check/EFT Number</u>	<u>Payment Date</u>	<u>Inv Number</u>	<u>Invoice Description</u>	<u>Payment Amount</u>
MARTINEZ, MICHAEL	246271	09/13/2023	SEPTEMBER 2023	MOVALEARNS PROGRAM STIPEND-SEPTEMBER 2023	\$250.00
Remit to: MORENO VALLEY, CA					<u>FYTD:</u> \$250.00
MATIAS, MARIA	246283	09/13/2023	SEPTEMBER 2023	MOVALEARNS PROGRAM STIPEND-SEPTEMBER 2023	\$250.00
Remit to: MORENO VALLEY, CA					<u>FYTD:</u> \$250.00
MCGRATH RENTCORP AND SUBSIDIARIES	38269	09/06/2023	301172524	TEMPORARY STORAGE UNIT RENTAL-CITY YARD 08/25-09/23/23	\$197.81
Remit to: SAN FRANCISCO, CA					<u>FYTD:</u> \$593.43
MEDINA, ELENA N CHUQUI	246275	09/13/2023	SEPTEMBER 2023	MOVALEARNS PROGRAM STIPEND-SEPTEMBER 2023	\$250.00
Remit to: MORENO VALLEY, CA					<u>FYTD:</u> \$250.00
MENDOZA, MICHELLE REYES	246321	09/20/2023	SEPTEMBER 2023	MOVALEARNS PROGRAM STIPEND-SEPTEMBER 2023	\$250.00
Remit to: MORENO VALLEY, CA					<u>FYTD:</u> \$250.00
MENGISTU, YESHIALEM	38424	09/20/2023	AUG. 2023	MILEAGE REIMBURSEMENT - AUGUST 2023	\$193.88
Remit to: MORENO VALLEY, CA					<u>FYTD:</u> \$193.88

Attachment: September 2023 PaymentRegister (6436 : SEPTEMBER PAYMENT REGISTER 2023)



City of Moreno Valley  
Payment Register  
For Period 9/1/2023 through 9/30/2023

CHECKS UNDER \$25,000

<u>Vendor Name</u>	<u>Check/EFT Number</u>	<u>Payment Date</u>	<u>Inv Number</u>	<u>Invoice Description</u>	<u>Payment Amount</u>
MERCHANTS BUILDING MAINTENANCE, LLC.	38425	09/20/2023	749801	SPECIAL EVENT CLEANING ON 7/4/23	\$12,122.39
		09/20/2023	749802	SPECIAL EVENT CLEANING ON 7/4/23	
		09/20/2023	750713	COMMUNITY PARK RESTROOMS DAY PORTER SERVICES-JULY 2023	
		09/20/2023	752887	JUL 2023 SPECIAL CLEANINGS FOR EVENT RENTALS-CONF. & REC. CENTER	
		09/20/2023	756238	COMMUNITY PARK RESTROOMS DAY PORTER SERVICES-AUG. 2023	
		09/20/2023	758475	PRESSURE WASHING OF SIDEWALKS, PATIO, & MAIN ENTRANCES AT CRC	
		09/20/2023	758693	AUG 2023 SPECIAL CLEANINGS FOR EVENT RENTALS-COTTONWOOD GOLF CTR	
		09/20/2023	758694	AUG 2023 SPECIAL CLEANINGS FOR EVENT RENTAL-SENIOR CENTER	
		09/20/2023	758714	AUG 2023 SPECIAL CLEANINGS FOR EVENT RENTALS-CONF. & REC. CENTER	
		09/20/2023	758716	RUG CLEANING IN CLASSROOMS - TOWNGATE COMMUNITY CENTER	
		09/20/2023	758717	AUG 2023 SPECIAL CLEANINGS FOR EVENT RENTALS-TOWNGATE COMM. CTR.	
Remit to: MONTEREY PARK, CA					<b>FYTD:</b> \$233,856.40
MICHAEL BAKER INTERNATIONAL, INC	38330	09/13/2023	1188003	802 0004 INDIAN ST CARDINAL BRIDGE PH 2	\$4,753.00
Remit to: LOS ANGELES, CA					<b>FYTD:</b> \$108,865.39
MICHAEL YOUNG DBA MIKE YOUNG APPRAISER	38331	09/13/2023	13415dayMORVAL	APPRAISAL REPORT FOR VACANT PARCEL(S) FOR SUBSTATION	\$1,500.00
Remit to: LONG BEACH, CA					<b>FYTD:</b> \$1,500.00

Attachment: September 2023 PaymentRegister (6436 : SEPTEMBER PAYMENT REGISTER 2023)



**City of Moreno Valley  
Payment Register  
For Period 9/1/2023 through 9/30/2023**

**CHECKS UNDER \$25,000**

<u>Vendor Name</u>	<u>Check/EFT Number</u>	<u>Payment Date</u>	<u>Inv Number</u>	<u>Invoice Description</u>	<u>Payment Amount</u>
MIDWEST VETERINARY SUPPLY	38271	09/06/2023	20250486-000	ANIMAL MEDICAL SUPPLIES/VACCINES	\$1,240.62
		09/06/2023	20287030-000	ANIMAL MEDICAL SUPPLIES/VACCINES	
	38332	09/13/2023	20221283-000	ANIMAL MEDICAL SUPPLIES/VACCINES	\$2,275.70
		09/13/2023	20291915-000	ANIMAL MEDICAL SUPPLIES	
	38427	09/20/2023	20377613-100	ANIMAL MEDICAL SUPPLIES/VACCINES	\$458.55
		09/20/2023	20377613-101	ANIMAL MEDICAL SUPPLIES/VACCINES	
Remit to: LAKEVILLE, MN					<b>FYTD: \$7,579.23</b>
MISSION LINEN SUPPLY, INC.	38272	09/06/2023	519630355	LINEN RENTAL SERVICES	\$552.20
		09/06/2023	519670415	LINEN RENTAL SERVICES	
		09/06/2023	519709538	LINEN RENTAL SERVICES	
		09/06/2023	519753120	LINEN RENTAL SERVICES	
		09/06/2023	519798232	LINEN RENTAL SERVICES	
		09/06/2023	519837399	LINEN RENTAL SERVICES	
		09/06/2023	519879060	LINEN RENTAL SERVICES	
		09/06/2023	519923890	LINEN RENTAL SERVICES	
	38333	09/13/2023	519966519	LINEN RENTAL SERVICES	\$188.91
			09/13/2023	520013081	LINEN RENTAL SERVICES
Remit to: SANTA BARBARA, CA					<b>FYTD: \$1,058.06</b>
MOHAN, BRIAN	38334	09/13/2023	9/20 - 9/22/23	TRAVEL PER DIEM - 2023 CAL CITIES CONFERENCE & EXPO	\$172.50
Remit to: MORENO VALLEY, CA					<b>FYTD: \$172.50</b>
MORENO VALLEY COMMUNITY VET CARE	38428	09/20/2023	AUG. 2023	VETERINARY SERVICES-MV ANIMAL SHELTER/AUGUST 2023	\$23,537.51
Remit to: MORENO VALLEY, CA					<b>FYTD: \$72,129.24</b>

Attachment: September 2023 PaymentRegister (6436 : SEPTEMBER PAYMENT REGISTER 2023)



**City of Moreno Valley  
Payment Register  
For Period 9/1/2023 through 9/30/2023**

**CHECKS UNDER \$25,000**

<u>Vendor Name</u>	<u>Check/EFT Number</u>	<u>Payment Date</u>	<u>Inv Number</u>	<u>Invoice Description</u>	<u>Payment Amount</u>
MORENO VALLEY DIAMOND GIRLS SOFTBALL ASSOCIATION	246238	09/13/2023	AUG. 31, 2023	MAYOR'S SPONSORSHIP-TEAMS: ICE QUEENS(7-8) & QUEEN KOBRAS(9-11)	\$300.00
Remit to: MORENO VALLEY, CA					<b>FYTD:</b> \$1,750.00
MORENO VALLEY FRIENDS OF THE LIBRARY	38483	09/27/2023	AUGUST 2023	PASS THROUGH FUNDS 8/1-8/31/23	\$1,225.60
Remit to: MORENO VALLEY, CA					<b>FYTD:</b> \$3,419.40
MORENO VALLEY MALL HOLDING LLC	246353	09/27/2023	PEN22-0075	REFUND OF PLANNING DEV. AGREEMENT DEPOSIT-APPLICATION WITHDRAWN	\$7,400.00
Remit to: MORENO VALLEY, CA					<b>FYTD:</b> \$7,400.00
MORENO VALLEY MALL HOLDING, LLC	38484	09/27/2023	OCT. 2023 RENT	OCTOBER 2023 RENT PAYMENT FOR SP. 2078-M.V. LIBRARY BRANCH	\$6,874.54
Remit to: MORENO VALLEY, CA					<b>FYTD:</b> \$20,623.62
MORENO, ERIK	38482	09/27/2023	10/1 - 10/4/23	TRAVEL PER DIEM & MILEAGE - 2023 CALPERS EDUCATIONAL FORUM	\$315.75
Remit to: MORENO VALLEY, CA					<b>FYTD:</b> \$315.75
MORENO, MARIANELA	246225	09/06/2023	R23-175681	ANIMAL SERVICES REFUND S/N DEPOSIT	\$75.00
Remit to: MORENO VALLEY, CA					<b>FYTD:</b> \$75.00
MOTOPOST USA	246337	09/27/2023	1277	UNIFORM ITEMS FOR PD TRAFFIC OFFICER	\$75.43
Remit to: ESCONDIDO, CA					<b>FYTD:</b> \$1,643.45
NALVARTE, ANASTASIA	246322	09/20/2023	SEPTEMBER 2023	MOVALEARNS PROGRAM STIPEND-SEPTEMBER 2023	\$250.00
Remit to: MORENO VALLEY, CA					<b>FYTD:</b> \$250.00

Attachment: September 2023 PaymentRegister (6436 : SEPTEMBER PAYMENT REGISTER 2023)



**City of Moreno Valley**  
**Payment Register**  
 For Period 9/1/2023 through 9/30/2023

**CHECKS UNDER \$25,000**

<u>Vendor Name</u>	<u>Check/EFT Number</u>	<u>Payment Date</u>	<u>Inv Number</u>	<u>Invoice Description</u>	<u>Payment Amount</u>
NAMEKATA, JAMES	38335	09/13/2023	AUG. 2023	INSTRUCTOR SERVICES - SHITO-RYU KARATE CLASSES	\$454.80
Remit to: RIVERSIDE, CA					<b>FYTD:</b> \$1,458.00
NATIONAL BUSINESS FURNITURE	38485	09/27/2023	MK598271-RMT	DESK CHAIRS (5) FOR INSPECTORS BULLPEN AREA	\$2,130.55
Remit to: MILWAUKEE, WI					<b>FYTD:</b> \$2,130.55
NEXTECH SYSTEMS INC.	246210	09/06/2023	INV2097	R247-E RED SOLAR FLASHING BEACON SYSTEMS	\$24,581.28
Remit to: IRVINE, CA					<b>FYTD:</b> \$24,581.28
NGUYEN, CLEMENT BA DUONG	38336	09/13/2023	AUG. 2023	INSTRUCTOR SERVICES - VOVINAM MARTIAL ARTS CLASSES	\$470.40
Remit to: BEAUMONT, CA					<b>FYTD:</b> \$1,558.20
NIELSEN MERKSAMER PARRINELLO GROSS & LEONI, LLP	38486	09/27/2023	262386	LEGAL SERVICES - 2371.010/AUG. 2023	\$2,147.00
Remit to: SACRAMENTO, CA					<b>FYTD:</b> \$2,147.00
NTH GENERATION COMPUTING, INC.	38487	09/27/2023	43230H	REPLACEMENT TAPE-LIBRARY BACKUP	\$22,913.58
Remit to: SAN DIEGO, CA					<b>FYTD:</b> \$68,605.18
ONTIVEROS, STEPHANIE	246269	09/13/2023	SEPTEMBER 2023	MOVALEARNS PROGRAM STIPEND-SEPTEMBER 2023	\$250.00
Remit to: MORENO VALLEY, CA					<b>FYTD:</b> \$250.00
PACHECO, KAYSHA	246259	09/13/2023	SEPTEMBER 2023	MOVALEARNS PROGRAM STIPEND-SEPTEMBER 2023	\$250.00
Remit to: MORENO VALLEY, CA					<b>FYTD:</b> \$250.00
PARSONS TRANSPORTATION GROUP, INC.	38429	09/20/2023	2309A162	801 0021 SR60/MORENO BEACH PH 2	\$6,958.30
Remit to: IRVINE, CA					<b>FYTD:</b> \$11,996.87

Attachment: September 2023 PaymentRegister (6436 : SEPTEMBER PAYMENT REGISTER 2023)



**City of Moreno Valley  
Payment Register  
For Period 9/1/2023 through 9/30/2023**

**CHECKS UNDER \$25,000**

<u>Vendor Name</u>	<u>Check/EFT Number</u>	<u>Payment Date</u>	<u>Inv Number</u>	<u>Invoice Description</u>	<u>Payment Amount</u>
PEPE'S TOWING	38273	09/06/2023	105100	EVIDENCE TOWING FOR PD	\$533.00
		09/06/2023	111842	EVIDENCE TOWING FOR PD	
Remit to: MORENO VALLEY, CA					<b>FYTD:</b> \$2,176.00
PERCEPTIVE ENTERPRISES, INC.	38430	09/20/2023	3864	PROFESSIONAL DBE/CPR CONSULTING SERVICES	\$9,990.00
Remit to: LOS ANGELES, CA					<b>FYTD:</b> \$27,824.00
PHILLIPS, MARY	246253	09/13/2023	R23-174356	ANIMAL SERVICES REFUND - SPAY NEUTER DEPOSIT	\$75.00
Remit to: REDLANDS, CA					<b>FYTD:</b> \$75.00
PINS & NEEDLES	246299	09/20/2023	14754	POLOS & HATS FOR CODE & PARKING CONTROL STAFF	\$1,957.28
	246338	09/27/2023	14755	UNIFORM SHIRTS (6) FOR ERF-RACES VOLUNTEERS-O.E.M	\$247.29
Remit to: HEMET, CA					<b>FYTD:</b> \$3,095.67
PRIORIT CONSULTING, LLC	38489	09/27/2023	PC 391	GIS SERVER SUPPORT SERVICES - AUG. 2023	\$1,650.00
Remit to: REDLANDS, CA					<b>FYTD:</b> \$3,750.00
PROFESSIONAL COMMUNICATIONS NETWORK PCN	246212	09/06/2023	222200395	LIVE ANSWERING SERVICE FOR ROTATIONAL TOW PROGRAM	\$415.18
Remit to: RIVERSIDE, CA					<b>FYTD:</b> \$822.41
PTS COMMUNICATIONS INC	38338	09/13/2023	2110058	PAY PHONE SERVICES-SEP. 2023	\$128.28
Remit to: SAN RAMON, CA					<b>FYTD:</b> \$410.50
PVP COMMUNICATIONS, INC.	38491	09/27/2023	133463	REPAIR OF MOTOR HELMET RADIO GEAR	\$383.46
Remit to: TORRANCE, CA					<b>FYTD:</b> \$610.72

Attachment: September 2023 PaymentRegister (6436 : SEPTEMBER PAYMENT REGISTER 2023)



City of Moreno Valley  
Payment Register  
For Period 9/1/2023 through 9/30/2023

CHECKS UNDER \$25,000

<u>Vendor Name</u>	<u>Check/EFT Number</u>	<u>Payment Date</u>	<u>Inv Number</u>	<u>Invoice Description</u>	<u>Payment Amount</u>
QUINONEZ, MARLENE	246280	09/13/2023	SEPTEMBER 2023	MOVALEARNS PROGRAM STIPEND-SEPTEMBER 2023	\$250.00
Remit to: MORENO VALLEY, CA					<u>FYTD:</u> \$250.00
RAMOS, KARLA	246326	09/20/2023	SEPTEMBER 2023	MOVALEARNS PROGRAM STIPEND-SEPTEMBER 2023	\$250.00
Remit to: MORENO VALLEY, CA					<u>FYTD:</u> \$250.00
RAMOS, ROBERTO	38340	09/13/2023	AUG. 2023	INSTRUCTOR SERVICES-AMAZING MARTIAL ARTS & TAE KWON DO CLASSES	\$848.40
Remit to: MORENO VALLEY, CA					<u>FYTD:</u> \$3,843.00
RANCHO READY MIX PRODUCTS, L.P.	38431	09/20/2023	143699	CONCRETE MAINTENANCE MATERIALS - 801 0091	\$3,814.44
		09/20/2023	143732	CONCRETE MAINTENANCE MATERIALS - 801 0091	
		09/20/2023	143861	CONCRETE MAINTENANCE MATERIALS - 801 0091	
		09/20/2023	143905	CONCRETE MAINTENANCE MATERIALS - 801 0091	
Remit to: LAKE ELSINORE, CA					<u>FYTD:</u> \$3,814.44

Attachment: September 2023 PaymentRegister (6436 : SEPTEMBER PAYMENT REGISTER 2023)





City of Moreno Valley  
Payment Register  
For Period 9/1/2023 through 9/30/2023

CHECKS UNDER \$25,000

<u>Vendor Name</u>	<u>Check/EFT Number</u>	<u>Payment Date</u>	<u>Inv Number</u>	<u>Invoice Description</u>	<u>Payment Amount</u>
READY REFRESH BY NESTLE	38492	09/27/2023	03H6703657388	WATER DISPENSER UNIT RENTAL-FIRE STATION 58	\$871.46
		09/27/2023	03H6703657389	WATER DISPENSER UNIT RENTAL-FIRE STATION 99	
		09/27/2023	03H6703657393	WATER DISPENSER UNIT RENTAL-ANIMAL SHELTER	
		09/27/2023	03H6703657396	WATER DISPENSER UNIT RENTAL-ANIMAL SHELTER	
		09/27/2023	03H6703657399	WATER DISPENSER UNIT RENTAL-FIRE STATION 6	
		09/27/2023	03H6703657401	WATER DISPENSER UNIT RENTAL-SENIOR CENTER	
		09/27/2023	03H6703657403	WATER DISPENSER UNIT RENTAL-FIRE STATION 48	
		09/27/2023	03H6703657407	WATER DISPENSER UNIT RENTAL-CRC	
		09/27/2023	03H6703657409	WATER DISPENSER UNIT RENTAL-ANNEX 1	
		09/27/2023	03H6703657410	WATER DISPENSER UNIT RENTAL-ANNEX 1	
		09/27/2023	03H6703657413	WATER DISPENSER UNITS (3) RENTAL-BERC	
		09/27/2023	03H6703658235	WATER DISPENSER UNIT RENTAL-PUBLIC SAFETY BUILDING	
		09/27/2023	03H6703658237	WATER DISPENSER UNIT RENTAL-PUBLIC SAFETY BUILDING	
		09/27/2023	03H6703658271	WATER DISPENSER UNIT RENTAL-CITY YARD SANTIAGO OFFICE	
		09/27/2023	03H6703658273	WATER DISPENSER UNIT RENTAL-FIRE STATION 91	
		09/27/2023	03H6703658274	WATER DISPENSER UNIT RENTAL-MAIN LIBRARY	
		09/27/2023	03H6703660049	WATER DISPENSER UNIT RENTAL-CITY HALL PW AREA	
		09/27/2023	03H6703660050	WATER DISPENSER UNIT RENTAL-CITY HALL DEV SVCS AREA	
		09/27/2023	03H6703660052	WATER DISPENSER UNIT RENTAL-CITY HALL LOBBY	
		09/27/2023	03H6703660053	WATER DISPENSER UNIT RENTAL-CITY HALL CITY CLERK AREA	
		09/27/2023	03H6703660054	WATER DISPENSER UNIT RENTAL-CITY HALL COUNCIL CHAMBER	
		09/27/2023	03H6703660056	WATER DISPENSER UNIT RENTAL-CITY HALL BREAKROOM	
		09/27/2023	03H6703660057	WATER DISPENSER UNIT RENTAL-CITY YARD	
		09/27/2023	03H6703660060	WATER DISPENSER UNIT RENTAL-RAINBOW RIDGE	
		09/27/2023	03H6703686057	WATER DISPENSER UNIT RENTAL-EOC	
		09/27/2023	03H6703686058	WATER DISPENSER UNIT RENTAL-VAL VERDE (RED MAPLE) SITE	
		09/27/2023	03H6705245066	WATER DISPENSER UNIT RENTAL-PUBLIC SAFETY BUILDING	
		09/27/2023	03H6706250063	WATER DISPENSER UNIT RENTAL-FIRE STATION 65	
		09/27/2023	03H6706250064	WATER DISPENSER UNIT RENTAL-FIRE STATION 2	

Attachment: September 2023 PaymentRegister (6436 : SEPTEMBER PAYMENT REGISTER 2023)



**City of Moreno Valley**  
**Payment Register**  
 For Period 9/1/2023 through 9/30/2023

**CHECKS UNDER \$25,000**

<u>Vendor Name</u>	<u>Check/EFT Number</u>	<u>Payment Date</u>	<u>Inv Number</u>	<u>Invoice Description</u>	<u>Payment Amount</u>
Remit to: LOUISVILLE, KY					<b>FYTD:</b> \$1,835.49
REGALADO, BLANCA E	38341	09/13/2023	AUG. 2023	INSTRUCTOR SERVICES-FOLKLORIC DANCE ADULT & YOUTH CLASSES	\$758.40
Remit to: LAKE ELSINORE, CA					<b>FYTD:</b> \$2,217.60
RENZ, ASHLEIGH	38342	09/13/2023	SUMMER 2023	TUITION/EMPLOYEE EDUCATION REIMBURSEMENT	\$993.00
Remit to: MORENO VALLEY, CA					<b>FYTD:</b> \$993.00
RHYTHM TECH PRODUCTIONS, LLC	38493	09/27/2023	1164	SOUND ENGINEER SERVICES FOR EL GRITO 2023 EVENT	\$1,232.00
Remit to: COLTON, CA					<b>FYTD:</b> \$23,854.25
RIVERSIDE COUNTY ASSESSOR - CLERK-RECORDER	246300	09/20/2023	RCPT. 23-196965	RELEASE - DOC# 2023-0207968 / CODE	\$20.00
Remit to: RIVERSIDE, CA					<b>FYTD:</b> \$20.00
RIVERSIDE COUNTY DEPARTMENT OF HEALTH	246239	09/13/2023	HS0000007722	FRA RABIES TESTING @ PUBLIC HEALTH LAB - JUL. 2023	\$150.00
Remit to: RIVERSIDE, CA					<b>FYTD:</b> \$350.00
RIVERSIDE COUNTY SHERIFF-PSEC UNIT	246339	09/27/2023	PE0000001212	PSEC RADIO SUBSCRIPTIONS-CODE 8/1-8/31/23	\$1,286.18
		09/27/2023	PE0000001213	PSEC RADIO SUBSCRIPTIONS-PARK RANGERS 8/1-8/31/23	
		09/27/2023	PE0000001214	PSEC RADIO SUBSCRIPTIONS-OEM 8/1-8/31/23	
Remit to: RIVERSIDE, CA					<b>FYTD:</b> \$3,562.86

Attachment: September 2023 PaymentRegister (6436 : SEPTEMBER PAYMENT REGISTER 2023)



**City of Moreno Valley  
Payment Register  
For Period 9/1/2023 through 9/30/2023**

**CHECKS UNDER \$25,000**

<u>Vendor Name</u>	<u>Check/EFT Number</u>	<u>Payment Date</u>	<u>Inv Number</u>	<u>Invoice Description</u>	<u>Payment Amount</u>
RIVERSIDE UNIVERSITY HEALTH SYSTEMS - MEDICAL CTR	38343	09/13/2023	RSO-MV 08-2023	SART EXAMS - AUGUST 2023	\$3,600.00
Remit to: MORENO VALLEY, CA					<b>FYTD:</b> \$16,000.00
RMA GROUP, INC	246240	09/13/2023	86160	801 0086 JUAN BAUTISTA TRAIL ATP 4	\$2,458.00
Remit to: RANCHO CUCAMONGA, CA					<b>FYTD:</b> \$11,233.00
ROADPOST USA INC DBA BLUECOSMO	38494	09/27/2023	BU01608737	SATELLITE PHONE SERVICE PLAN-FIRE	\$1,339.00
Remit to: SEATTLE, WA					<b>FYTD:</b> \$4,017.00
ROGELIO SILVA	246248	09/13/2023	9/15/23 - 1	DJ & SONORA ROCIO SERVICES FOR EL GRITO 2023 EVENT ON 9/15/23	\$4,200.00
	246249	09/13/2023	9/15/23 - 2	MARIACHI/MC SERVICES FOR EL GRITO 2023 EVENT ON 9/15/23	\$2,300.00
Remit to: BELLFLOWER, CA					<b>FYTD:</b> \$6,500.00
ROMAN TINT, INC	38344	09/13/2023	3144	3M WINDOW FILM AFFINITY15 ON 17 GLASSES-PUBLIC SAFETY BLDG.	\$1,986.93
		09/13/2023	3153	3M FROST WINDOW FILM ON 6 GLASSES FOR BUNK RM-PUBLIC SAFETY BLDG	
Remit to: RIALTO, CA					<b>FYTD:</b> \$3,956.72
ROMERO, ANDREW	246263	09/13/2023	SEPTEMBER 2023	MOVALEARNS PROGRAM STIPEND-SEPTEMBER 2023	\$250.00
Remit to: MORENO VALLEY, CA					<b>FYTD:</b> \$250.00
ROMERO, FATIMA	246324	09/20/2023	SEPTEMBER 2023	MOVALEARNS PROGRAM STIPEND-SEPTEMBER 2023	\$250.00
Remit to: MORENO VALLEY, CA					<b>FYTD:</b> \$250.00

Attachment: September 2023 PaymentRegister (6436 : SEPTEMBER PAYMENT REGISTER 2023)



**City of Moreno Valley  
Payment Register  
For Period 9/1/2023 through 9/30/2023**

**CHECKS UNDER \$25,000**

<u>Vendor Name</u>	<u>Check/EFT Number</u>	<u>Payment Date</u>	<u>Inv Number</u>	<u>Invoice Description</u>	<u>Payment Amount</u>
RSG, INC	38275	09/06/2023	1010674	AFFORDABLE HOUSING COMPLIANCE MONITORING SERVICES- JUL. 2023	\$1,323.75
	38432	09/20/2023	1010872	AFFORDABLE HOUSING COMPLIANCE MONITORING SERVICES- AUG. 2023	\$2,308.75
Remit to: VISTA, CA					<b>FYTD: \$8,900.00</b>
SAFEWAY SIGN CO.	38433	09/20/2023	55348	TRAFFIC SIGNS/HARDWARE	\$18,243.10
	38434	09/20/2023	55364	BEAUTIFY MOVAL ADOPTION ALUMINUM PLAQUE (4)	\$424.97
Remit to: ADELANTO, CA					<b>FYTD: \$20,868.94</b>
SAHAGUN, ARACELI	246357	09/27/2023	SUMMER 2023	TUITION/EMPLOYEE EDUCATION REIMBURSEMENT	\$585.00
Remit to: MORENO VALLEY, CA					<b>FYTD: \$585.00</b>
SALDANA, IVAN	246255	09/13/2023	9/15/23 EVENT	CHARRO - PERFORMANCE FOR EL GRITO EVENT ON 9/15/23	\$750.00
Remit to: PERRIS, CA					<b>FYTD: \$750.00</b>
SANDOVAL, ALEJANDRA	246327	09/20/2023	SEPTEMBER 2023	MOVALEARNS PROGRAM STIPEND-SEPTEMBER 2023	\$250.00
Remit to: MORENO VALLEY, CA					<b>FYTD: \$250.00</b>
SANDOVAL, CRYSTAL	246356	09/27/2023	9/23 - 9/27/23	TRAVEL PER DIEM - 2023 ACCELERATE CONFERENCE	\$355.50
Remit to: MORENO VALLEY, CA					<b>FYTD: \$355.50</b>
SIT 'N SLEEP, INC.	246301	09/20/2023	543224240	MATTRESSES FOR FIRE STATION 65	\$13,538.37
		09/20/2023	543224242	MATTRESSES FOR FIRE STATION 6	
Remit to: GARDENA, CA					<b>FYTD: \$13,538.37</b>
SKY TRAILS MOBILE VILLAGE	38495	09/27/2023	AUG 2023	UUT REFUND FOR AUG 2023	\$15.88
		09/27/2023	SEPT 2023	UUT REFUND FOR SEPT 2023	
Remit to: LOS ANGELES, CA					<b>FYTD: \$15.88</b>

Attachment: September 2023 PaymentRegister (6436 : SEPTEMBER PAYMENT REGISTER 2023)



City of Moreno Valley  
Payment Register  
For Period 9/1/2023 through 9/30/2023

CHECKS UNDER \$25,000

Vendor Name	Check/EFT Number	Payment Date	Inv Number	Invoice Description	Payment Amount
SMITH, RITA	246268	09/13/2023	SEPTEMBER 2023	MOVALEARNS PROGRAM STIPEND-SEPTEMBER 2023	\$250.00
Remit to: MORENO VALLEY, CA					FYTD: \$250.00
SOUTH COAST AIR QUALITY MANAGEMENT DISTRICT	246241	09/13/2023	4224567	ANNUAL RENEWAL FEES INVOICE-FIRE STATION 48	\$309.60
		09/13/2023	4226040	EMISSIONS FEES INVOICE-FIRE STATION 48	
Remit to: DIAMOND BAR, CA					FYTD: \$1,284.46
SOUTHERN CALIFORNIA EDISON	246213	09/06/2023	AUG-23 9/6/23	ELECTRICITY CHARGES	\$9,525.79
	246340	09/27/2023	AUG-23 9/27/23	ELECTRICITY CHARGES	\$7,441.62
		09/27/2023	SEP-23 9/27/23	ELECTRICITY CHARGES	
Remit to: ROSEMEAD, CA					FYTD: \$629,063.22
SOUTHERN CALIFORNIA GAS CO.	246303	09/20/2023	AUG-2023	GAS CHARGES	\$2,470.86
	246304	09/20/2023	069 323 1021 9	GAS CHARGES - ACCT# 069 323 1021 9/UFO-JUL/AUG. 2023	\$43.54
Remit to: MONTEREY PARK, CA					FYTD: \$10,624.05
STANDARD INSURANCE CO	246214	09/06/2023	230601	EMPLOYEE SUPPLEMENTAL INSURANCE	\$4,660.86
		09/06/2023	230701	EMPLOYEE SUPPLEMENTAL INSURANCE	
		09/06/2023	230901	EMPLOYEE SUPPLEMENTAL INSURANCE	
Remit to: PORTLAND, OR					FYTD: \$4,660.86
STATE BOARD OF EQUALIZATION 1	38518	09/26/2023	083123	SALES & USE TAX REPORT FOR 8/1-8/31/23	\$1,396.00
Remit to: SACRAMENTO, CA					FYTD: \$8,186.00

Attachment: September 2023 PaymentRegister (6436 : SEPTEMBER PAYMENT REGISTER 2023)



**City of Moreno Valley  
Payment Register  
For Period 9/1/2023 through 9/30/2023**

**CHECKS UNDER \$25,000**

<u>Vendor Name</u>	<u>Check/EFT Number</u>	<u>Payment Date</u>	<u>Inv Number</u>	<u>Invoice Description</u>	<u>Payment Amount</u>
STATE OF CALIFORNIA DEPT. OF JUSTICE	246307	09/20/2023	21-22 FORM RRF-1	M.V. COMMUNITY FOUNDATION ANNUAL REGISTR. RENEWAL FEE REPORT	\$100.00
	246342	09/27/2023	677573	BLOOD ALCOHOL ANALYSIS SVCS FOR PD-MAY 2023 BILL CORRECTIONS	\$2,183.00
		09/27/2023	678395	LIVE SCAN FINGERPRINTING APPS FOR PD-AUG. 2023	
Remit to: SACRAMENTO, CA					<b>FYTD:</b> \$12,042.00
STATEWIDE TRAFFIC SAFETY AND SIGNS, INC	38276	09/06/2023	13011196	EPOXY, DELINEATORS, ANCHORS, ETC.	\$4,108.28
	38496	09/27/2023	13010956	TRAFFIC MESSAGE BOARDS 4TH OF JULY - CODE	\$6,600.00
	38497	09/27/2023	13011120	TRAFFIC SAFETY ITEMS - 2-WAY YELLOW/2-WAY BLUE LENS	\$803.36
Remit to: PASADENA, CA					<b>FYTD:</b> \$14,974.86
STEVEN B. QUINTANILLA A PROFESSIONAL CORPORATION	38345	09/13/2023	JUN-23/COLANTUON	SPECIAL COUNSEL LITIGATION SVCS-COLANTUONO ET AL 6/1-6/30/23	\$15,920.24
		09/13/2023	JUN-23/SLOAT	SPECIAL COUNSEL LITIGATION SVCS-KAREN SLOAT, APC 06/01-06/30/23	
		09/13/2023	MAY-	SPECIAL COUNSEL LITIGATION SVCS-COLANTUONO ET AL 5/1-5/31/23	
Remit to: PALM SPRINGS, CA					<b>FYTD:</b> \$426,934.64
STEVEN PERRY PROFESSIONAL PHOTOGRAPHY	38499	09/27/2023	230917.1	PHOTOGRAPHY SERVICES 9/15/23 - EL GRITO EVENT	\$787.50
Remit to: MORENO VALLEY, CA					<b>FYTD:</b> \$6,145.00
STILES ANIMAL REMOVAL, INC.	246243	09/13/2023	3616	DECEASED LARGE ANIMAL REMOVAL SERVICES-AUG. 2023	\$2,270.00
Remit to: GUAISTI, CA					<b>FYTD:</b> \$7,985.00

Attachment: September 2023 PaymentRegister (6436 : SEPTEMBER PAYMENT REGISTER 2023)



**City of Moreno Valley  
Payment Register  
For Period 9/1/2023 through 9/30/2023**

**CHECKS UNDER \$25,000**

<u>Vendor Name</u>	<u>Check/EFT Number</u>	<u>Payment Date</u>	<u>Inv Number</u>	<u>Invoice Description</u>	<u>Payment Amount</u>
SUNNYMEAD ACE HARDWARE	246215	09/06/2023	99433	MISC. SUPPLIES FOR FIRE STATION 99	\$21.45
		09/06/2023	99435	MISC. SUPPLIES FOR FIRE STATION 99	
	246244	09/13/2023	99276	MISC. SUPPLIES FOR PD	\$144.83
		09/13/2023	99457	MISC. SUPPLIES FOR FIRE STATION 48	
		09/13/2023	99539	MISC. SUPPLIES FOR PD - KEYS FOR STATION CABINETS	
		09/13/2023	99564	MISC. SUPPLIES FOR PD - STATION HARDWARE	
		09/13/2023	99565	CREDIT FOR ITEMS RETURNED	
	246343	09/27/2023	99639	MISC. SUPPLIES FOR FIRE STATION 48	\$88.82
		09/27/2023	99684	MISC. SUPPLIES FOR PD - KEYS	
		09/27/2023	99695	MISC. SUPPLIES FOR PD - LT. OFFICE	
Remit to: MORENO VALLEY, CA					<u>FYTD:</u> \$892.67
SUPERIOR READY MIX CONCRETE	246305	09/20/2023	370878	CONCRETE MAINTENANCE MATERIALS - 801 0091	\$2,392.85
		09/20/2023	371053	CONCRETE MAINTENANCE MATERIALS - 801 0091	
		09/20/2023	371591	CONCRETE MAINTENANCE MATERIALS - 801 0091	
Remit to: ESCONDIDO, CA					<u>FYTD:</u> \$18,772.23
SVA ARCHITECTS, INC.	38437	09/20/2023	61006	803 0057_SENIOR CENTER EXPANSION	\$2,297.50
Remit to: SANTA ANA, CA					<u>FYTD:</u> \$8,460.00
SWARCO MCCAIN, INC.	38500	09/27/2023	INV0274650	TRAFFIC SIGNAL EQUIPMENT	\$1,431.96
		09/27/2023	INV0274651	TRAFFIC SIGNAL EQUIPMENT	
Remit to: VISTA, CA					<u>FYTD:</u> \$1,431.96
TAYLOR, ALYSHA MARIE	246256	09/13/2023	SEPTEMBER 2023	MOVALEARNS PROGRAM STIPEND-SEPTEMBER 2023	\$250.00
Remit to: MORENO VALLEY, CA					<u>FYTD:</u> \$250.00

Attachment: September 2023 PaymentRegister (6436 : SEPTEMBER PAYMENT REGISTER 2023)



**City of Moreno Valley  
Payment Register  
For Period 9/1/2023 through 9/30/2023**

**CHECKS UNDER \$25,000**

<u>Vendor Name</u>	<u>Check/EFT Number</u>	<u>Payment Date</u>	<u>Inv Number</u>	<u>Invoice Description</u>	<u>Payment Amount</u>
TAYLOR, TIARA	246320	09/20/2023	SEPTEMBER 2023	MOVALEARNS PROGRAM STIPEND-SEPTEMBER 2023	\$250.00
Remit to: MORENO VALLEY, CA					<b>FYTD: \$250.00</b>
THE SALVATION ARMY	38438	09/20/2023	ESG-CV2 SA2_#13	ESG-CV2 SA2 EMERG. SHELTER/RAPID REHOUSING/ST. OUTREACH PROGRAM	\$7,249.58
	38501	09/27/2023	ESG-CV2 SA2_#14	ESG-CV2 SA2 EMERG. SHELTER/RAPID REHOUSING/ST. OUTREACH PROGRAM	\$1,905.35
Remit to: CARSON, CA					<b>FYTD: \$231,700.91</b>
THOMSON REUTERS-WEST PUBLISHING CORP.	38279	09/06/2023	848735734	AUTO TRACK SERVICES FOR PD INVESTIGATIONS-JULY 2023	\$1,450.56
	38347	09/13/2023	848894803	AUTO TRACK SERVICES FOR PD INVESTIGATIONS-AUG. 2023	\$1,450.56
Remit to: CAROL STREAM, IL					<b>FYTD: \$4,351.68</b>
TITAN RENTAL GROUP, INC.	246306	09/20/2023	RES# 47140-FINAL	RENTAL OF LED UPLIGHTING	\$138.60
	246345	09/27/2023	RES# 45371-FINAL	RENTAL OF CANOPY, TABLES, CHAIRS, ETC. FOR EL GRITO EVENT	\$1,626.91
Remit to: MORENO VALLEY, CA					<b>FYTD: \$4,443.49</b>
T-MOBILE USA, INC.	246344	09/27/2023	9544756172	CELLULAR TECHNOLOGY EXTRACTION/LOCATOR SERVICES FOR PD	\$475.00
		09/27/2023	9544945999	CELLULAR TECHNOLOGY EXTRACTION/LOCATOR SERVICES FOR PD	
		09/27/2023	9545195023	CELLULAR TECHNOLOGY EXTRACTION/LOCATOR SERVICES FOR PD	
		09/27/2023	9545195024	CELLULAR TECHNOLOGY EXTRACTION/LOCATOR SERVICES FOR PD	
Remit to: SEATTLE, WA					<b>FYTD: \$850.00</b>
TORTORO ENTERPRISES INC. DBA FUN SERVICES	246346	09/27/2023	232300	RENTALS/SERVICES FOR FUN ZONE AT EL GRITO 2023 EVENT	\$7,970.00
Remit to: YORBA LINDA, CA					<b>FYTD: \$15,310.00</b>

Attachment: September 2023 PaymentRegister (6436 : SEPTEMBER PAYMENT REGISTER 2023)





**City of Moreno Valley**  
**Payment Register**  
 For Period 9/1/2023 through 9/30/2023

**CHECKS UNDER \$25,000**

<u>Vendor Name</u>	<u>Check/EFT Number</u>	<u>Payment Date</u>	<u>Inv Number</u>	<u>Invoice Description</u>	<u>Payment Amount</u>
TOUCH OF SOUL	38348	09/13/2023	AUG. 2023	INSTRUCTOR SERVICES - SOUL LINE DANCING CLASS	\$387.00
Remit to: MORENO VALLEY, CA					<u>FYTD:</u> \$1,393.20
TOWNSEND PUBLIC AFFAIRS, INC.	38439	09/20/2023	20412	CONSULTING SERVICES-LOBBYIST/ADVOCATE & GRANT WRITING-SEP. 2023	\$4,000.00
Remit to: NEWPORT BEACH, CA					<u>FYTD:</u> \$4,000.00
TRICHE, TARA	246254	09/13/2023	AUG. 2023	INSTRUCTOR SERVICES - BALLET & DANCE EXPLORATION CLASSES	\$1,139.40
Remit to: MORENO VALLEY, CA					<u>FYTD:</u> \$4,113.00
TSG ENTERPRISES, INC. DBA THE SOLIS GROUP	38502	09/27/2023	11406	801 0096 CITYWIDE PVT REHAB PROG (FY 21-26)	\$16,535.00
		09/27/2023	11407	801 0089 CITYWIDE PVT REHAB FY 21/22	
		09/27/2023	11408	801 0097 PVT REHAB CWA	
		09/27/2023	11409	801 0090 CITYWIDE PVT REHAB PGM (FY26-31)	
		09/27/2023	11410	801 0086 JUAN BAUTISTA DE ANZA MULTI-USE TRAIL - ATP 4	
		09/27/2023	11411	801 0021 SR60/MORENO BEACH PH 2	
Remit to: PASADENA, CA					<u>FYTD:</u> \$53,991.00
TUMON BAY RESORT & SPA	38503	09/27/2023	OCT. 2023 RENT	OCT. 2023 RENT (INCL. CAM, ETC) FOR BUSINESS & EMP. RESOURCE CTR	\$8,488.45
Remit to: TAMUNING, GU					<u>FYTD:</u> \$25,465.35
TUYOR CANONNOY, GABRIEL AIDANPAUL	38280	09/06/2023	ELC-FY 2022/2023	EMERGING LEADERS COUNCIL STIPEND (6 MEETINGS 1/23 - 6/26/23)	\$150.00
Remit to: MORENO VALLEY, CA					<u>FYTD:</u> \$150.00
TWRITE, INC.	246347	09/27/2023	23-00022	CITY WEBSITE MAINT. - ADU DESIGN/DEPLOYMENT - PLANNING	\$6,250.00
Remit to: HEMET, CA					<u>FYTD:</u> \$55,762.50

Attachment: September 2023 PaymentRegister (6436 : SEPTEMBER PAYMENT REGISTER 2023)



**City of Moreno Valley**  
**Payment Register**  
 For Period 9/1/2023 through 9/30/2023

**CHECKS UNDER \$25,000**

<u>Vendor Name</u>	<u>Check/EFT Number</u>	<u>Payment Date</u>	<u>Inv Number</u>	<u>Invoice Description</u>	<u>Payment Amount</u>
TYLER TECHNOLOGIES, INC.	246245	09/13/2023	045-424501	BUSINESS PROCESS REVIEW - HR SERVICE HOURS	\$700.00
Remit to: DALLAS, TX					<u>FYTD:</u> \$9,207.28
U.S. BANK NA	38504	09/27/2023	13885615	INVESTMENT CUSTODIAL SERVICES-JUL. 2023	\$935.00
Remit to: ST. PAUL, MN					<u>FYTD:</u> \$3,030.00
U.S. POSTAL SERVICE	246308	09/20/2023	BOX#88005-9/5/23	FEE FOR P.O. BOX 88005-CALLER SERVICE	\$1,780.00
Remit to: MORENO VALLEY, CA					<u>FYTD:</u> \$12,780.00
ULINE, INC.	38441	09/20/2023	166227340	(3) TABLES FOR TRAINING ROOM AT FIRE STATION 58	\$1,512.35
Remit to: PLEASANT PRAIRIE, WI					<u>FYTD:</u> \$1,512.35
ULTRASERV AUTOMATED SERVICES, LLC	38505	09/27/2023	264517	COFFEE SERVICE SUPPLIES-CITY HALL/PUBLIC WORKS LOCATION	\$967.28
		09/27/2023	264533	COFFEE SERVICE SUPPLIES-CITY HALL/PUBLIC WORKS LOCATION	
		09/27/2023	264614	COFFEE SERVICE SUPPLIES-CITY HALL/PUBLIC WORKS LOCATION	
		09/27/2023	264755	COFFEE SERVICE SUPPLIES-CITY HALL/BREAK ROOM LOCATION	
		09/27/2023	264756	COFFEE SERVICE SUPPLIES-ANNEX 1	
		09/27/2023	264757	COFFEE SERVICE SUPPLIES-ANIMAL SHELTER	
		09/27/2023	264758	COFFEE SERVICE SUPPLIES-CITY HALL/PUBLIC WORKS LOCATION	
		09/27/2023	264948	COFFEE SERVICE SUPPLIES-CITY HALL/PUBLIC WORKS LOCATION	
		09/27/2023	264952	COFFEE SERVICE SUPPLIES-ANNEX 1	
Remit to: COSTA MESA, CA					<u>FYTD:</u> \$4,374.34

Attachment: September 2023 PaymentRegister (6436 : SEPTEMBER PAYMENT REGISTER 2023)



City of Moreno Valley  
Payment Register  
For Period 9/1/2023 through 9/30/2023

CHECKS UNDER \$25,000

Vendor Name	Check/EFT Number	Payment Date	Inv Number	Invoice Description	Payment Amount		
UNDERGROUND SERVICE ALERT OF SOUTHERN CALIFORNIA	38506	09/27/2023	720230474 (a)	DIGALERT TICKETS SUBSCRIPTION SERVICE-JULY 2023	\$190.25		
		09/27/2023	720230474 (b)	DIGALERT TICKETS SUBSCRIPTION SERVICE-JULY 2023			
		09/27/2023	720230474 (c)	DIGALERT TICKETS SUBSCRIPTION SERVICE-JULY 2023			
		09/27/2023	720230474 (d)	DIGALERT TICKETS SUBSCRIPTION SERVICE-JULY 2023			
	246348	09/27/2023	23-240289 (a)	CA STATE FEE FOR REGULATORY COSTS TO SAFE EXCAVATION BOARD	\$96.10		
		09/27/2023	23-240289 (b)	CA STATE FEE FOR REGULATORY COSTS TO SAFE EXCAVATION BOARD			
		09/27/2023	23-240289 (c)	CA STATE FEE FOR REGULATORY COSTS TO SAFE EXCAVATION BOARD			
		09/27/2023	23-240289 (d)	CA STATE FEE FOR REGULATORY COSTS TO SAFE EXCAVATION BOARD			
		Remit to: CORONA, CA					FYTD: \$1,009.91
		UNITED ROTARY BRUSH CORP	38442	09/20/2023	CI301836	STREET SWEEPER BRUSHES & ACCESSORIES	\$5,037.08
09/20/2023	CI302122			STREET SWEEPER BRUSHES & ACCESSORIES			
09/20/2023	CI302127			STREET SWEEPER BRUSHES & ACCESSORIES			
09/20/2023	CI302346			STREET SWEEPER BRUSHES & ACCESSORIES			
09/20/2023	CI302349			STREET SWEEPER BRUSHES & ACCESSORIES			
09/20/2023	CI302646			STREET SWEEPER BRUSHES & ACCESSORIES			
Remit to: DALLAS, TX					FYTD: \$14,604.41		
UNITED SITE SERVICES OF CA, INC.	38349	09/13/2023	114-13678761	FENCE RENTAL AT ANIMAL SHELTER 08/24-09/20/23	\$106.40		
Remit to: DALLAS, TX					FYTD: \$319.20		

Attachment: September 2023 PaymentRegister (6436 : SEPTEMBER PAYMENT REGISTER 2023)



# City of Moreno Valley Payment Register

For Period 9/1/2023 through 9/30/2023

## CHECKS UNDER \$25,000

<u>Vendor Name</u>	<u>Check/EFT Number</u>	<u>Payment Date</u>	<u>Inv Number</u>	<u>Invoice Description</u>	<u>Payment Amount</u>
VACATE TERMITES & PEST ELIMINATION COMPANY	38443	09/20/2023	124909	23-1248 INTERIOR TREATMENT FOR ANTS-FIRE STATION 91	\$2,370.00
		09/20/2023	124918	PEST CONTROL SERVICE-AUG. 2023-TOWNGATE COMM. CENTER	
		09/20/2023	124919	MOSQUITO ABATEMENT TRAP/FLY LIGHT SERVICE-TOWNGATE COMM. CENTER	
		09/20/2023	124924	PEST CONTROL SERVICE-AUG. 2023-MARCH ANNEX	
		09/20/2023	124925	PEST CONTROL SERVICE-AUG. 2023-MARCH FIELD PARK COMM. CENTER	
		09/20/2023	124938	PEST CONTROL SERVICE-AUG. 2023-MAIN LIBRARY	
		09/20/2023	124951	MOSQUITO ABATEMENT TRAP/FLY LIGHT SERVICE-SENIOR CENTER	
		09/20/2023	124952	PEST CONTROL SERVICE-AUG. 2023-SENIOR CENTER	
		09/20/2023	124997	PEST CONTROL SERVICE-AUG. 2023-FIRE STATION 58	
		09/20/2023	124999	PEST CONTROL SERVICE-AUG. 2023-UTILITY FIELD OFFICE	
		09/20/2023	125000	PEST CONTROL SERVICE-AUG. 2023-FIRE STATION 99	
		09/20/2023	125001	PEST CONTROL SERVICE-AUG. 2023-FIRE STATION 91	
		09/20/2023	125002	PEST CONTROL SERVICE-AUG. 2023-FIRE STATION 65	
		09/20/2023	125004	PEST CONTROL SERVICE-AUG. 2023-FIRE STATION 48	
		09/20/2023	125005	PEST CONTROL SERVICE-AUG. 2023-FIRE STATION 2	
		09/20/2023	125006	PEST CONTROL SERVICE-AUG. 2023-FIRE STATION 6	
		09/20/2023	125014	23-1268 SERVICE B.MOHAN OFFICE FOR ANTS-CITY HALL	
		09/20/2023	125015	AFTER-HOURS INTERIOR FACILITY TREATMENT-CITY HALL	
		09/20/2023	125080	PEST CONTROL SERVICE-AUG. 2023-TRANSPORTATION TRAILER	
		09/20/2023	125081	PEST CONTROL SERVICE-AUG. 2023-CITY YARD	
		09/20/2023	125090	PEST CONTROL SERVICE-AUG. 2023-COTTONWOOD GOLF CENTER	
		09/20/2023	125202	PEST CONTROL SERVICE-AUG. 2023-ANIMAL SHELTER	
		09/20/2023	125203	MOSQUITO ABATEMENT TRAP/FLY LIGHT SERVICE-ANIMAL SHELTER	
		09/20/2023	125205	PEST CONTROL SERVICE-AUG. 2023-CITY HALL	
		09/20/2023	125207	PEST CONTROL SERVICE-AUG. 2023-CONFERENCE & REC. CENTER	

Attachment: September 2023 PaymentRegister (6436 : SEPTEMBER PAYMENT REGISTER 2023)



**City of Moreno Valley  
Payment Register  
For Period 9/1/2023 through 9/30/2023**

**CHECKS UNDER \$25,000**

<u>Vendor Name</u>	<u>Check/EFT Number</u>	<u>Payment Date</u>	<u>Inv Number</u>	<u>Invoice Description</u>	<u>Payment Amount</u>
VACATE TERMITES & PEST ELIMINATION COMPANY	38443	09/20/2023	125209	PEST CONTROL SERVICE-AUG. 2023-PUBLIC SAFETY BLDG.	\$2,370.00
		09/20/2023	125210	MOSQUITO ABATEMENT TRAP/FLY LIGHT SERVICE-PUBLIC SAFETY BLDG.	
		09/20/2023	125211	PEST CONTROL SERVICE-AUG. 2023-EMERGENCY OPS CENTER	
		09/20/2023	125293	23-1338 ANT TREATMENT FOR CM OFFICE-CITY HALL	
		09/20/2023	125442	MOSQUITO ABATEMENT TRAP/FLY LIGHT SERVICE-CITY YARD	
		09/20/2023	125449	23-1361 INTERIOR FACILITY TREATMENT-ANNEX 1	
		09/20/2023	125466	23-1380 T4T SPIDERS-TOWNGATE COMM. CENTER	
		09/20/2023	125467	23-1381 PLAYGROUND TREATMENT-MARCH FIELD PARK COMM CENTER	
Remit to: MORENO VALLEY, CA					<b>FYTD: \$7,450.00</b>
VALDOVINOS, LUPITA	246286	09/13/2023	SEPTEMBER 2023	MOVAEARNS PROGRAM STIPEND-SEPTEMBER 2023	\$250.00
Remit to: MORENO VALLEY, CA					<b>FYTD: \$250.00</b>
VALLEY WIDE TOWING, LLC	38350	09/13/2023	23-13864	EVIDENCE TOWING FOR PD	\$843.00
	38507	09/27/2023	23-13932	EVIDENCE TOWING FOR PD	\$281.00
Remit to: MORENO VALLEY, CA					<b>FYTD: \$6,001.75</b>
VAN HOANG, NATHAN	38281	09/06/2023	ELC-FY 2022/2023	EMERGING LEADERS COUNCIL STIPEND (5 MEETINGS 1/23 - 6/26/23)	\$125.00
Remit to: MORENO VALLEY, CA					<b>FYTD: \$125.00</b>
VERIZON WIRELESS	246349	09/27/2023	9944095067	DATA CHARGES FOR CELLULAR SERVICE FOR PD DEVICES	\$426.76
Remit to: DALLAS, TX					<b>FYTD: \$1,261.45</b>
VILLARREAL, DONNIKA	246226	09/06/2023	R23-176536	ANIMAL SERVICES REFUND LICENSE FEE	\$15.00
Remit to: MORENO VALLEY, CA					<b>FYTD: \$15.00</b>

Attachment: September 2023 PaymentRegister (6436 : SEPTEMBER PAYMENT REGISTER 2023)



City of Moreno Valley  
Payment Register  
For Period 9/1/2023 through 9/30/2023

CHECKS UNDER \$25,000

Vendor Name	Check/EFT Number	Payment Date	Inv Number	Invoice Description	Payment Amount
VISION SERVICE PLAN	38282	09/06/2023	818621360	EMPLOYEE VISION INSURANCE	\$3,737.98
	38508	09/27/2023	818843623	EMPLOYEE VISION INSURANCE	\$3,951.62
Remit to: SAN FRANCISCO, CA					<b>FYTD:</b> \$18,923.48
VISTA PAINT CORPORATION	38509	09/27/2023	2023-100015-00	ON-LINE TRAFFIC FAST DRY WHITE PAINT	\$829.57
		09/27/2023	2023-166466-00	PAINT/SUPPLIES	
Remit to: FULLERTON, CA					<b>FYTD:</b> \$43,339.89
VOYAGER FLEET SYSTEM, INC.	38510	09/27/2023	8692116152334	CNG FUEL PURCHASES	\$5,413.66
	38511	09/27/2023	8693366022330	FUEL CARD CHARGES-PD TRAFFIC MOTORS	\$2,789.18
Remit to: HOUSTON, TX					<b>FYTD:</b> \$34,997.45
VULCAN MATERIALS CO, INC.	38444	09/20/2023	73760638	ASPHALTIC EMULSION MATERIALS	\$596.54
		09/20/2023	73763379	ASPHALTIC EMULSION MATERIALS	
		09/20/2023	73763380	ASPHALTIC EMULSION MATERIALS	
		09/20/2023	73767892	ASPHALTIC EMULSION MATERIALS	
		09/20/2023	73767893	ASPHALTIC EMULSION MATERIALS	
		09/20/2023	73770621	ASPHALTIC EMULSION MATERIALS	
Remit to: LOS ANGELES, CA					<b>FYTD:</b> \$5,813.99
WARREN, BRANDON	246262	09/13/2023	SEPTEMBER 2023	MOVALEARNS PROGRAM STIPEND-SEPTEMBER 2023	\$250.00
Remit to: RIVERSIDE, CA					<b>FYTD:</b> \$250.00

Attachment: September 2023 PaymentRegister (6436 : SEPTEMBER PAYMENT REGISTER 2023)



City of Moreno Valley  
Payment Register  
For Period 9/1/2023 through 9/30/2023

CHECKS UNDER \$25,000

Vendor Name	Check/EFT Number	Payment Date	Inv Number	Invoice Description	Payment Amount
WAXIE ENTERPRISES, LLC DBA WAXIE SANITARY SUPPLY	38351	09/13/2023	81862996	JANITORIAL/CLEANING SUPPLIES FOR LIBRARY BRANCHES	\$1,414.81
		09/13/2023	81877561	JANITORIAL/CLEANING SUPPLIES FOR LIBRARY BRANCHES	
		09/13/2023	81909126	JANITORIAL/CLEANING SUPPLIES FOR LIBRARY BRANCHES	
	38512	09/27/2023	81938358	JANITORIAL/CLEANING SUPPLIES FOR LIBRARY BRANCHES	
			81982238	JANITORIAL SUPPLIES FOR PD	\$1,183.10
Remit to: LOS ANGELES, CA					<b>FYTD:</b> \$6,842.10
WEST COAST SHOPPING CART SERVICE, INC.	246350	09/27/2023	23-026	SHOPPING CART RETRIEVAL SERVICES-AUG. 2023	\$4,656.00
Remit to: WEST COVINA, CA					<b>FYTD:</b> \$17,141.00
WESTERN MUNICIPAL WATER DISTRICT	246351	09/27/2023	23821-018257 AUG	WATER CHARGES-MARCH FIELD PARK COMMUNITY CTR. LANDSCAPE	\$5,116.76
		09/27/2023	23821-018258 AUG	WATER CHARGES-MARCH FIELD PARK COMMUNITY CTR.-BLDG. 938	
		09/27/2023	23866-018292 AUG	WATER CHARGES-SKATE PARK	
		09/27/2023	24753-018620 AUG	WATER CHARGES-M.A.R.B. BALLFIELDS	
Remit to: ARTESIA, CA					<b>FYTD:</b> \$17,671.16
WILLDAN ENGINEERING	38283	09/06/2023	00713866	PROJECT MANAGEMENT SERVICES-JUL. 2023/NSP CLOSEOUT, ETC.	\$2,117.50
	38352	09/13/2023	00418929	ON-CALL CONSTRUCTION INSPECTION SERVICES - JUL. 2023	\$20,480.00
	38513	09/27/2023	00713887	PROJECT MANAGEMENT SERVICES-AUG. 2023/NSP CLOSEOUT, ETC.	\$1,732.50
Remit to: ANAHEIM, CA					<b>FYTD:</b> \$422,203.22

Attachment: September 2023 PaymentRegister (6436 : SEPTEMBER PAYMENT REGISTER 2023)



City of Moreno Valley  
Payment Register  
For Period 9/1/2023 through 9/30/2023

**CHECKS UNDER \$25,000**

<u>Vendor Name</u>	<u>Check/EFT Number</u>	<u>Payment Date</u>	<u>Inv Number</u>	<u>Invoice Description</u>	<u>Payment Amount</u>
WILLDAN FINANCIAL SERVICES	38353	09/13/2023	010-55542	CONTINUING DISCLOSURE DISSEMINATION SERVICES-LRBS 2021 & 2019	\$150.00
Remit to: TEMECULA, CA					<b>FYTD:</b> \$92,875.00
WSP USA, INC.	38355	09/13/2023	25#1334201	804 0017 MORENO MDP LINE F-18 AND F-19	\$7,837.90
	38446	09/20/2023	AR 1340486	804 0008 SUNNYMEAD MDP LINE F AND F-7	\$4,949.26
Remit to: SAN BERNARDINO, CA					<b>FYTD:</b> \$55,343.62
Yanez, ERIKA YVONNE	246285	09/13/2023	SEPTEMBER 2023	MOVALEARNS PROGRAM STIPEND-SEPTEMBER 2023	\$250.00
Remit to: MORENO VALLEY, CA					<b>FYTD:</b> \$250.00
ZARAGOZA, VERONICA	246272	09/13/2023	SEPTEMBER 2023	MOVALEARNS PROGRAM STIPEND-SEPTEMBER 2023	\$250.00
Remit to: MORENO VALLEY, CA					<b>FYTD:</b> \$250.00
ZUNIGA, MARIA	246325	09/20/2023	SEPTEMBER 2023	MOVALEARNS PROGRAM STIPEND-SEPTEMBER 2023	\$250.00
Remit to: MORENO VALLEY, CA					<b>FYTD:</b> \$250.00
<b>TOTAL CHECKS UNDER \$25,000</b>					<b>\$895,726.41</b>
<b>GRAND TOTAL</b>					<b>\$11,450,871.98</b>

Attachment: September 2023 PaymentRegister (6436 : SEPTEMBER PAYMENT REGISTER 2023)





## Report to City Council

---

**TO:** Mayor and City Council  
 Mayor and City Council Acting in its Capacity as President and Members of the Board of Directors of the Moreno Valley Community Services District (CSD)  
 Mayor and City Council Acting in its Capacity as Chairman and Commissioners of the Moreno Valley Housing Authority (HA)  
 Mayor and City Council Moreno Valley Community Foundation (MVCF)

**FROM:** Brian Mohan, Assistant City Manager  
 Mike Lee, City Manager

**AGENDA DATE:** November 7, 2023

**TITLE:** FISCAL YEAR 2023/24 FIRST QUARTER OPERATING & CIP BUDGET REVIEW AND APPROVAL OF THE FIRST QUARTER OPERATING & CIP BUDGET AMENDMENTS, AND REVIEW OF THE OPERATING AND CIP CARRYOVERS FROM FISCAL YEAR 2022/23

---

### **RECOMMENDED ACTION**

#### **Recommendations: That the City Council:**

1. Receive and file the Fiscal Year (FY) 2023/24 First Quarter Operating Budget Review.
2. Receive and file the Fiscal Year (FY) 2023/24 First Quarter CIP Budget Review.
3. Adopt Resolution No. 2023-XX. A resolution of the City Council of the City of Moreno Valley, California, adopting the revised operating and CIP budgets for Fiscal Year 2023/24.
4. Adopt Resolution No. 2023-XX. A resolution of the City Council of the City of Moreno Valley, California, adopting the revision to the Planning user fee schedule.

5. Adopt Resolution No. 2023-XX. A resolution of the City Council of the City of Moreno Valley, California, adopting the revision to the Building and Safety user fee schedule.
6. Adopt Resolution No. 2023-XX. A resolution of the City Council of the City of Moreno Valley, California, adopting the establishment of the annual review and administration fee for Planning.
7. Approve the Moreno Valley Community Foundation Budget.
8. Receive and file the Fiscal Year 2022/23 Carryover Memo.

**Recommendations: That the CSD:**

1. Adopt Resolution No. CSD 2023-XX. A resolution of the Moreno Valley Community Services District of the City of Moreno Valley, California, adopting the revised operating and CIP budgets for Fiscal Year 2023/24.

**Recommendations: That the HA:**

1. Adopt Resolution No. HA 2023-XX. A Resolution of the Moreno Valley Housing Authority of the City of Moreno Valley, California, adopting the revised operating and CIP budgets for Fiscal Year 2023/24.

**Recommendations: That the MVCF**

1. Adopt Resolution No. MVCF 2023-XX. A Resolution of the Moreno Valley Community Foundation of the City of Moreno Valley, adopting the revised operating and CIP budgets for Fiscal Year 2023/24.

**SUMMARY**

This report provides the First Quarter Financial Summary (Operating and CIP Budget Reviews), which updates the Mayor and City Council regarding current year financial trends through September 30, 2023. This report also requests the approval of certain FY 2023/24 revenue and expenditure budget amendments.

At the end of FY 2022/23, all unexpended appropriations lapse and revert to fund balance. Once the fiscal year-end closing process has identified the items that are encumbered by purchase order, contract, or other commitment at June 30<sup>th</sup>, these items may become a carryover budget pursuant to City Council Resolution 2023-24 adopted May 2, 2023. A copy of the Carryover Memo for FY 2022/23 has been included for transparency.

This item was noticed on the October 24, 2023 Finance Subcommittee agenda for review and discussion.

## **DISCUSSION**

Based on a long-term practice of maintaining a structurally balanced budget and being identified as one of the most fiscally fit cities in the Country, on May 2, 2023, the City Council continued this trend and adopted the Two-Year Operating Budget for Fiscal Years 2023/24 – 2024/25, while adhering to those past practices. Additionally, as established after the last recession, the budget continues to fund and maintain separate reserves specifically established for periods of economic uncertainty or natural disasters. The budget included all component units of the City, including the General Fund, Community Services District, Housing Authority, Successor Agency, and the Moreno Valley Community Foundation. During the two-year budget period, the City Council will be updated of the City’s financial condition through the process of Quarterly Budget Reviews. This ongoing process ensures a forum to review expenditure and revenue changes from the estimates made in the budget document. Additionally, any significant changes in projected revenue or unanticipated expenditures that may occur will be presented to the City Council.

This report provides the FY 2023/24 First Quarter Financial Summary for the first three months, July thru September. The First Quarter Financial Summary will focus primarily on the City’s General Fund. This review will also present three-month operational results from other key funds.

The City Council’s direction of “Maintain a Balanced General Fund Budget” serves as a foundation for the fiscal status of City operations. Ongoing funding is directed to sustain ongoing operational expenses; one-time funding is directed toward one-time expenditures. This report identifies the budget adjustments as recommended by the City Manager.

### **FISCAL YEAR 2023/24 FIRST QUARTER REVIEW:**

This First Quarter Report updates the Mayor and City Council regarding current year financial trends and provides the opportunity for the City Council to review the recommended actions as they relate to revenues and expenditures.

#### **General Fund Revenue Update**

Revenue receipts do not follow an even schedule. Although 25% of the fiscal year has elapsed, based on historic trends revenues are estimated to be at approximately 11% of the budgeted amount. Actual revenues received are currently 11% of budget. As the FY 2023/24 revenue estimates were developed prior to the adoption of the budget on May 2, 2023, the revenue estimates may require adjustments based on the FY 2023/24 actuals and revised projections throughout the year. Although there will be variances in some of the amounts budgeted, the total is expected to remain within 1% of the amended budget for the year. It should be noted that the lag in timing of revenue receipts helps illustrate the need for an operating cash reserve throughout each fiscal year.

General Fund Expenditure Update

Although not all expenditures follow a straight-line spending pattern, operating expenditures should track close to within 25% of budget for the year at the end of the first three months. As of September 30, 2023, total General Fund expenditures were at 21%. This pace is within expectations for most activities in the General Fund.

**FISCAL YEAR 2023/24 BUDGET ADJUSTMENTS**

The FY 2023/24 General Fund revenue budget, as amended, totals approximately \$155.3 million. Based on economic activity and revenue collections through September 2023, staff is recommending a First Quarter budget increase of \$113,822 to approximately \$155.4 million.

The FY 2023/24 General Fund expenditures budget as currently amended totals approximately \$155.3 million. The recommended First Quarter budget amendments increase expenditures by \$113,822 to \$155.4 million. The fund continues to be structurally balanced, without the use of fund balance for ongoing operations. The specific budget adjustments for the General Fund are summarized in Exhibit A.

Fund	Type (Rev/Exp)	FY 2023/24 Amended Budget (1)	Proposed Adjustments	FY 2023/24 Amended Budget	Proposed Adjustments (%)
General Fund	Rev	\$155,288,586	\$113,822	\$155,402,408	<1%
General Fund	Exp	\$155,285,370	\$113,822	\$155,399,192	<1%
	Net Total	3,216	\$0	\$3,216	

(1) Includes FY 2022/23 carryover amounts.

Summaries of Other Major Funds

The following provides a summary of some of the proposed budget adjustments to other major funds. A complete list of all changes are identified in Exhibit A to the Resolutions.

Gas Tax (Fund 2000)

Budgeting for revenue received.

MVU (Fund 6010 & 6011)

Budgeting for projected expenditures.

**ALTERNATIVES**

1. Approve Recommended Actions as set forth in this staff report, including the approval of the budget adjustments, as presented in Exhibit A. The approval of these items will allow ongoing activities to be carried out in the current fiscal year and the City is able to modify budgets and operations as necessary through this quarterly review, while retaining a structurally balanced General Fund budget. Staff recommends this alternative.
2. Do not approve proposed Recommended Actions as set forth in this staff report, including the resolutions adopting the budget adjustments to the budget, as presented in Exhibit A. *Staff does not recommend this alternative.*

### **FISCAL IMPACT**

The City's Operating and CIP Budgets provide the funding and expenditure plan for all funds. As such, they serve as the City's financial plan for the fiscal year. The fiscal impacts for the proposed budget amendments are identified in Exhibit A.

### **NOTIFICATION**

Publication of the agenda.

### **PREPARATION OF STAFF REPORT**

Prepared By:  
Stephanie Cuff  
Senior Management Analyst

Department Head Approval:  
Brian Mohan  
Assistant City Manager

Concurred By:  
Launa Jimenez  
Chief Financial Officer

Approved by:  
Mike Lee  
City Manager

### **CITY COUNCIL GOALS**

**Advocacy.** Develop cooperative intergovernmental relationships and be a forceful advocate of City policies, objectives, and goals to appropriate external governments, agencies and corporations.

**Revenue Diversification and Preservation.** Develop a variety of City revenue sources and policies to create a stable revenue base and fiscal policies to support essential City services, regardless of economic climate.

**Public Safety.** Provide a safe and secure environment for people and property in the community, control the number and severity of fire and hazardous material incidents, and provide protection for citizens who live, work and visit the City of Moreno Valley.

**Public Facilities and Capital Projects.** Ensure that needed public facilities, roadway improvements, and other infrastructure improvements are constructed and maintained.

**Positive Environment.** Create a positive environment for the development of Moreno Valley's future.

**Community Image, Neighborhood Pride and Cleanliness.** Promote a sense of community pride and foster an excellent image about our City by developing and executing programs which will result in quality development, enhanced neighborhood preservation efforts, including home rehabilitation and neighborhood restoration.

**CITY COUNCIL STRATEGIC PRIORITIES**

- 1. Economic Development
- 2. Public Safety
- 3. Library
- 4. Infrastructure
- 5. Beautification, Community Engagement, and Quality of Life
- 6. Youth Programs

**ATTACHMENTS**

To view large attachments, please click your “bookmarks”  on the left hand side of this document for the necessary attachment.

- 1. FY 2023/24 First Quarter Operating Budget Review
- 2. FY 2023/24 First Quarter CIP Budget Review
- 3. City Resolution 2023-XX
- 4. Resolution 2023-XX Planning User Fee Schedule
- 5. Resolution 2023-XX Building and Safety User Fee Schedule
- 6. Resolution 2023-XX Planning Annual Review and Administration Fee
- 7. Moreno Valley Community Foundation Budget
- 8. Carryover FY 2022/23 Memo & Exhibits
- 9. CSD Resolution 2023-XX
- 10. HA Resolution 2023-XX
- 11. MVCF Resolution 2023-XX

**APPROVALS**

Budget Officer Approval	<u>✓ Approved</u>	10/31/23 4:07 PM
City Attorney Approval	<u>✓ Approved</u>	
City Manager Approval	<u>✓ Approved</u>	11/01/23 9:06 AM



# City of Moreno Valley

## Fiscal Year 2023/24

### First Quarter Operating Budget Review

---

**TO:** Mayor and City Council

**FROM:** Launa Jimenez, Chief Financial Officer

**DATE:** November 7, 2023

---

#### INTRODUCTION

On May 2, 2023, the City Council adopted the Two-Year Operating Budget for Fiscal Years (FY) 2023/24 – 2024/25. During the two-year budget period, the City Council will be kept apprised of the City's financial condition through the process of First Quarter, Mid-Year and Third Quarter Reviews. This ongoing process ensures a forum to look at expenditure and revenue deviations from the estimates made in the budget document. Additionally, any significant changes in projected revenue or unanticipated expenditures that may occur will be shared with the City Council.

This report provides a review of the unaudited financial results at the First Quarter of FY 2023/24 (July 2023 – September 2023, 25% of the fiscal year).

## CITYWIDE OPERATING EXPENDITURE SUMMARY

The following table contains a summary of the adopted budget, amended budget and expenditures through First Quarter. The totals represent each major fund type and component unit of the City.

**Table 1. Citywide Operating Expenditures**

	FY 2023/24 Adopted Budget	FY 2023/24 Amended Budget	Actuals as of 9/30/23 (unaudited)	% of Amended Budget
<b>Fund/Component Unit</b>				
General Fund	\$ 152,830,827	\$ 155,285,370	\$ 34,485,249	22.2%
Community Services District (CSD)	26,263,400	32,511,507	5,190,944	16.0%
Successor Agency	2,461,216	2,461,216	941,087	38.2%
Housing Fund	-	-	11,231	-
Special Revenue Funds	38,406,705	69,043,100	13,735,576	19.9%
Capital Projects Funds	15,350,000	75,790,487	7,930,217	10.5%
Electric Utility Funds	47,577,187	61,973,564	7,896,418	12.7%
Internal Service Funds	17,700,310	20,707,609	6,443,437	31.1%
Debt Service Funds	4,018,340	4,018,340	206,441	5.1%
<b>Total</b>	<b>\$ 304,607,985</b>	<b>\$ 421,791,193</b>	<b>\$ 76,840,600</b>	<b>18.2%</b>

Actions taken by the City Council after the May 2, 2023 adoption of the two-year budget and included in the Amended Budget are:

- Throughout the fiscal year, there are also budget amendments to reflect the acceptance of grants and adjustments to contractual services and material/supplies. The individual amendments are reviewed as part of separate City Council agenda items.
- Much of this First Quarter update will focus on the General Fund, as it supports all basic services provided to City residents. Highlights for other key component funds will be discussed at a summary level as well.



## GENERAL FUND OPERATING

Table 2. General Fund Operations

	FY 2023/24 Adopted Budget	FY 2023/24 Amended Budget	Actuals as 09/30/23 (unaudited)	% of Amended Budget
<b>Revenues:</b>				
Taxes:				
Property Tax	\$ 21,500,000	\$ 21,500,000	\$ -	0.0%
Property Tax in-lieu	27,500,000	27,500,000	-	0.0%
Utility Users Tax	17,500,000	17,500,000	3,860,347	22.1%
Sales Tax	37,500,000	37,500,000	2,953,644	7.9%
Other Taxes	19,700,000	19,700,000	1,823,296	9.3%
Licenses & Permits	5,638,254	5,638,254	1,440,986	25.6%
Intergovernmental	615,803	735,499	806,958	109.7%
Charges for Services	14,476,273	14,476,273	4,070,827	28.1%
Use of Money & Property	4,723,000	4,723,000	1,108,846	23.5%
Fines & Forfeitures	532,500	532,500	70,367	13.2%
Miscellaneous	221,500	221,500	46,550	21.0%
<b>Total Revenues</b>	<b>\$ 149,907,330</b>	<b>\$ 150,027,026</b>	<b>\$ 16,181,821</b>	<b>10.8%</b>
<b>Expenditures:</b>				
Personnel Services	\$ 29,238,558	\$ 29,238,558	\$ 6,820,466	23.3%
Contractual Services	107,114,087	107,650,112	23,082,804	21.4%
Material & Supplies	5,369,852	6,855,697	669,701	9.8%
Fixed Charges	6,151,248	6,151,248	1,502,313	24.4%
Fixed Assets	-	432,673	5,381	1.2%
<b>Total Expenditures</b>	<b>\$ 147,873,745</b>	<b>\$ 150,328,288</b>	<b>\$ 32,080,665</b>	<b>21.3%</b>
<i>Excess (Deficiency) of Revenues Over (Under) Expenditures</i>				
	\$ 2,033,585	\$ (301,262)	\$ (15,898,844)	
<b>Transfers:</b>				
Transfers In	\$ 2,926,713	\$ 5,261,560	\$ 50,000	1.0%
Transfers Out	4,957,082	4,957,082	2,404,584	48.5%
<b>Net Transfers</b>	<b>\$ (2,030,369)</b>	<b>\$ 304,478</b>	<b>\$ (2,354,584)</b>	
Total Revenues & Transfers In	\$ 152,834,043	\$ 155,288,586	\$ 16,231,821	10.5%
Total Expenditures & Transfers Out	152,830,827	155,285,370	34,485,249	22.2%
<b>Net Change of Fund Balance</b>	<b>\$ 3,216</b>	<b>\$ 3,216</b>	<b>\$ (18,253,428)</b>	

## General Fund Operating Revenues

The General Fund is comprised of several revenue types. However, the main sources include property tax, sales tax, and utility user's tax. Each of these is affected by different economic activity cycles and pressures. Miscellaneous revenue consists of claims, donations, business license report fees, business fees for events, etc.

**Table 3. General Fund Operating Revenues**

	FY 2023/24 Adopted Budget	FY 2023/24 Amended Budget	Actuals as 09/30/23 (unaudited)	% of Amended Budget
<b>Revenues:</b>				
Taxes:				
Property Tax	\$ 21,500,000	\$ 21,500,000	\$ -	0.0%
Property Tax in-lieu	27,500,000	27,500,000	-	0.0%
Utility Users Tax	17,500,000	17,500,000	3,860,347	22.1%
Sales Tax	37,500,000	37,500,000	2,953,644	7.9%
Other Taxes	19,700,000	19,700,000	1,823,296	9.3%
Licenses & Permits	5,638,254	5,638,254	1,440,986	25.6%
Intergovernmental	615,803	735,499	806,958	109.7%
Charges for Services	14,476,273	14,476,273	4,070,827	28.1%
Use of Money & Property	4,723,000	4,723,000	1,108,846	23.5%
Fines & Forfeitures	532,500	532,500	70,367	13.2%
Miscellaneous	221,500	221,500	46,550	21.0%
<b>Total Revenues</b>	<b>\$ 149,907,330</b>	<b>\$ 150,027,026</b>	<b>\$ 16,181,821</b>	<b>10.8%</b>

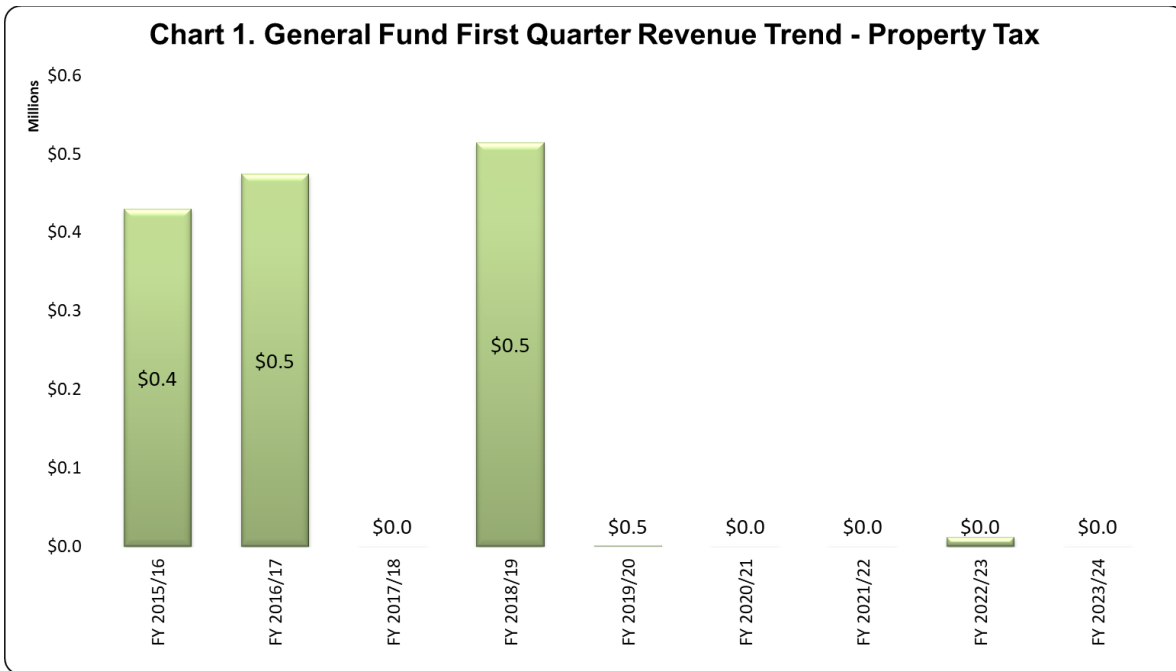
### Property Taxes/Property Taxes In-Lieu

Property taxes were budgeted to increase by 8% from the FY 2022/23 Amended Budget. The annual schedule of property tax payments from the County of Riverside will provide payments to the City based on the following estimated schedule:

#### Secured Property Tax Payment Dates

Settlement 1	January
Settlement 2	May
Settlement 3	August
Teeter Settlement	October

Based on historical averages of actual receipts, the City is estimated to receive less than 1% of the budgeted property tax revenue through First Quarter. The City has currently received 0% through First Quarter. Property taxes will continue to be monitored as property valuations may adjust through the year based on property sales and assessment appeals filed with the County.

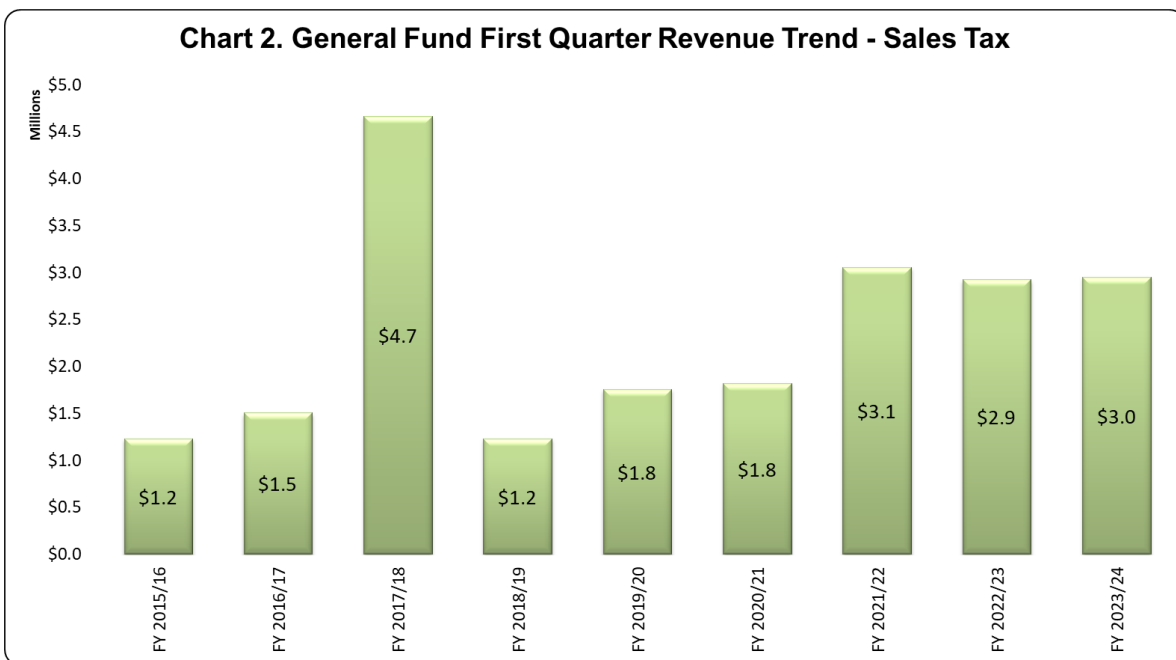


Note: In FYs 2015/16, 2016/17, and 2018/19 the City received a very small amount of property tax due to timing issues with the year-end annual accrual process.

**Sales Taxes**

Sales taxes were budgeted to increase by 2% as compared to the FY 2022/23 Amended Budget. Sales tax receipt trends will need to be continually monitored through the year for possible future budget adjustments.

Based on historical averages of actual receipts, the City is estimated to receive 11% of the budgeted sales tax revenue through First Quarter. The City has currently received 8% through First Quarter.

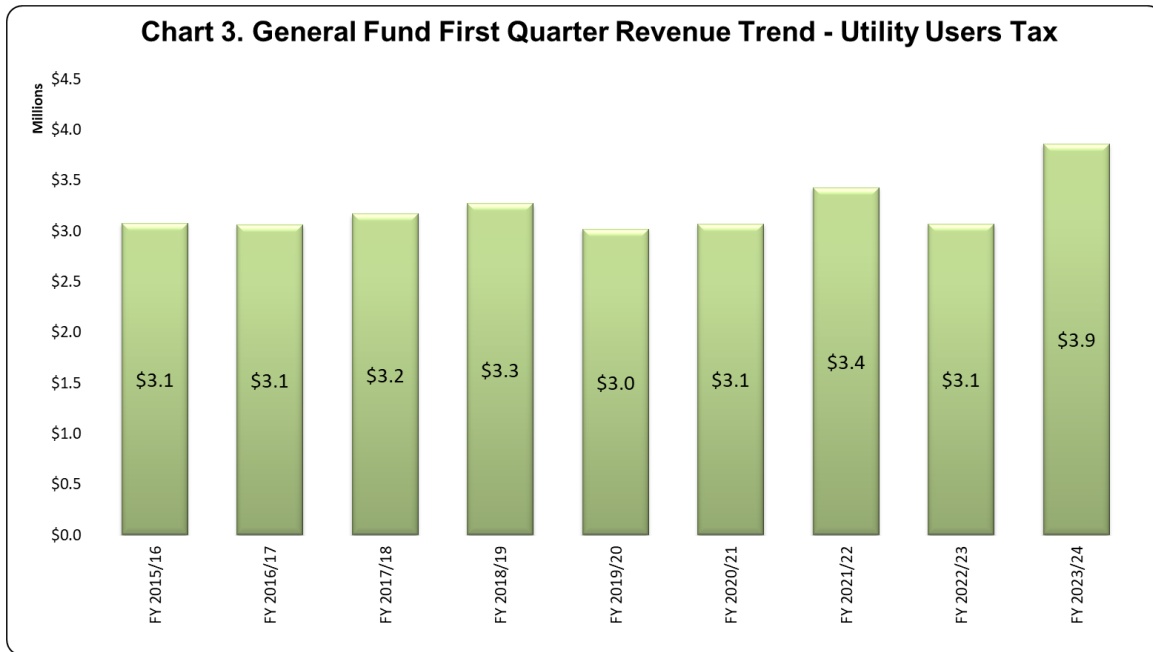


Note: For FY 2017/18, the reversal of revenues accrued to the prior fiscal year in accordance with the Government Accounting Standards Board (GASB) did not occur until the second quarter.

**Utility Users Tax Utility**

Utility Users Tax were budgeted to increase by 11% as compared to FY 2022/23 Amended Budget. This projection is primarily due to competitive forces within the communications markets.

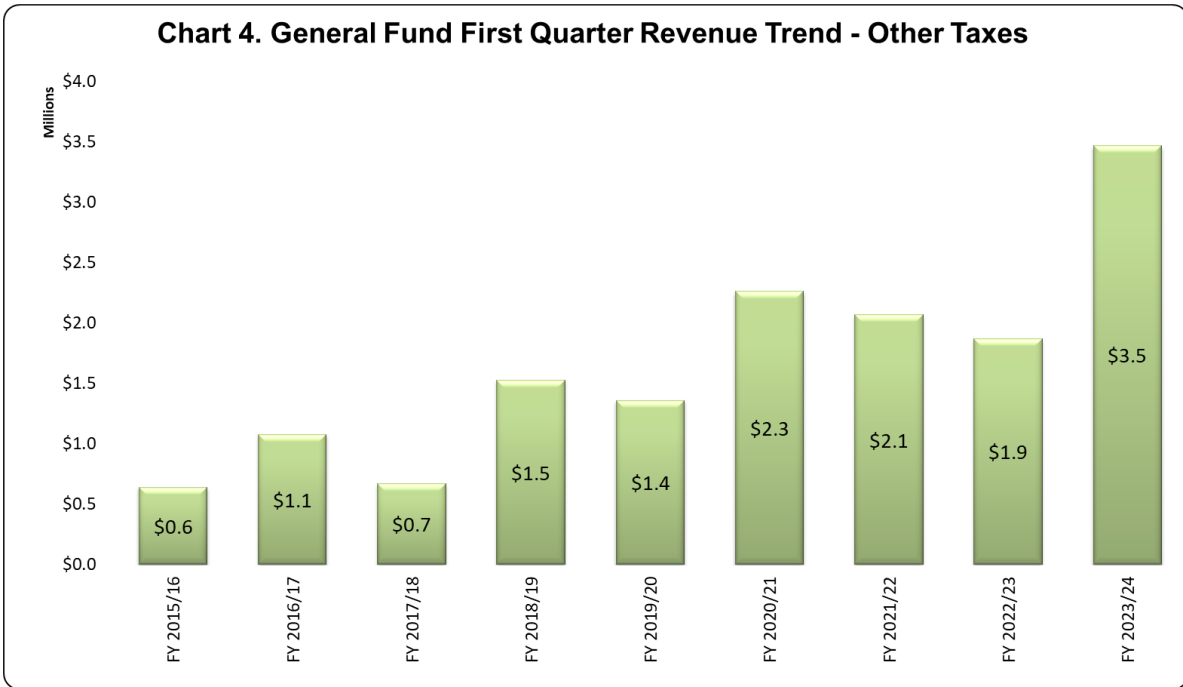
Based on historical averages of actual receipts, the City is estimated to receive 20% of the budgeted utility users tax revenue through First Quarter. The City has currently received 22% through First Quarter.



**Other Taxes**

Other taxes are primarily composed of Business Gross Receipts, Transient Occupancy Tax, Documentary Transfer Tax, and Franchise Fees. Collectively, other taxes were budgeted to increase 16% from the FY 2022/23 Amended Budget.

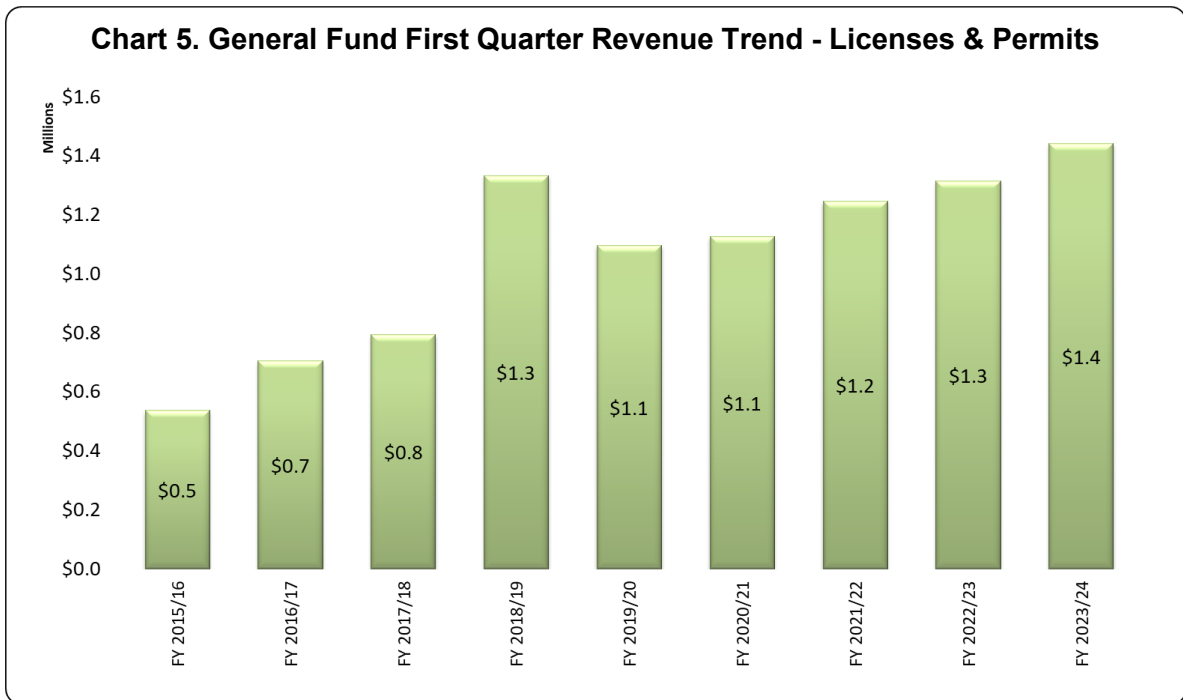
Based on historical averages of actual receipts, the City is estimated to receive 11% of the budgeted Other Taxes revenue through First Quarter. The City has currently received 18% through First Quarter.



### Licenses & Permits

Licenses & Permits are primarily composed of Business Permits, to include Cannabis Business Permits, as well as Animal Licenses, Building, Electrical, Mechanical, Plumbing and other permits. Collectively, Licenses & Permits were conservatively budgeted to increase by less than 1% as compared to the FY 2022/23 Amended Budget.

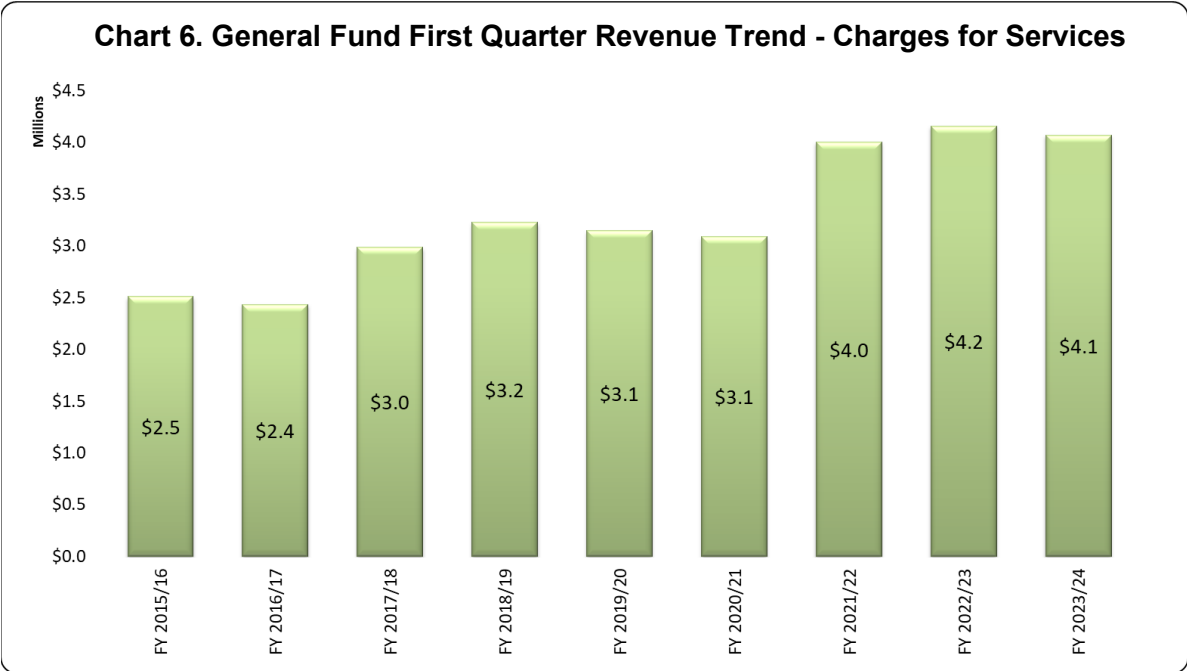
Based on historical averages of actual receipts, the City is estimated to receive 23% of the budgeted Licenses & Permits revenue through First Quarter. The City has currently received 26% through First Quarter. The collection rate is related primarily to building and business license permit activities.



**Charges for Services**

Charges for Services are primarily composed of Plan Check Fees, Inspection Fees, Administrative Charges to other funds, and Parking Control Fines. Collectively, Charges for Services were conservatively budgeted to increase by 2.7% as compared to the FY 2022/23 Amended Budget.

Based on historical averages of actual receipts, the City is estimated to receive 25% of the budgeted Charges for Services revenue through First Quarter. The City has currently received 28% through First Quarter.



**Use of Money and Property**

Investment income continues to remain low due to extremely low rates of return for fixed income investments but has increased over the last year due to actions taken by the Federal Open Market Committee (FOMC). The investments achieved a Yield to Maturity (YTM) for September 2023 of 2.35%. In addition, the City maintained funds in the State Local Agency Investment Fund Pool (LAIF) with a YTM of 3.534%. LAIF is realizing considerable investment gains based on the increases to the Federal Funds target rate increase. FOMC is expected to keep rates higher thru 2023 with no reductions until 2024. The FOMC target rate is currently 5.25% to 5.50%.\* Staff will continue to monitor closely to insure we maximize our investment income going forward.

\*[Federal Reserve Board - Federal Reserve issues FOMC statement - 9.20.23](#)

## General Fund Expenditures

Expenditures are being spent in-line with prior year expenditures. Each Department's activities will be monitored throughout the year as they may be impacted by different operational activities and project timelines.

**Table 4. General Fund Expenditures**

	FY 2023/24 Adopted Budget	FY 2023/24 Amended Budget	Actuals as of 9/30/23 (unaudited)	% of Amended Budget
<b>Department</b>				
City Council	\$ 1,098,852	\$ 1,015,339	\$ 271,113	26.7%
City Clerk	913,394	996,907	154,626	15.5%
City Manager	2,451,565	2,648,653	618,057	23.3%
City Attorney	1,094,769	1,094,769	122,739	11.2%
Community Development	14,611,542	14,633,542	2,602,446	17.8%
Economic Development	2,490,137	2,490,137	455,564	18.3%
Financial & Management Services	19,422,262	19,591,669	3,330,023	17.0%
Human Resources	1,793,197	1,793,197	554,413	30.9%
Public Works	15,600,403	16,854,990	2,295,304	13.6%
Non-Departmental	2,571,132	2,571,132	3,910,091	152.1%
<b>Non-Public Safety Subtotal</b>	<b>\$ 62,047,253</b>	<b>\$ 63,690,335</b>	<b>\$ 14,314,376</b>	<b>22.5%</b>
<b>Public Safety</b>				
Police	\$ 61,854,760	\$ 61,906,960	\$ 12,854,599	20.8%
Fire	28,928,814	29,688,075	7,316,274	24.6%
<b>Public Safety Subtotal</b>	<b>\$ 90,783,574</b>	<b>\$ 91,595,035</b>	<b>\$ 20,170,873</b>	<b>22.0%</b>
<b>Total</b>	<b>\$ 152,830,827</b>	<b>\$ 155,285,370</b>	<b>\$ 34,485,249</b>	

## OTHER KEY FUNDS

The following summaries describe other major funds in the City.

**Moreno Valley Community Services District**

The Moreno Valley Community Services District (CSD) was formed by the voters in 1984 to collect fees and certain taxes to provide an array of services including parks, recreation and community services, streetlights, landscaping and ongoing maintenance. The CSD provides these services through separate “zones” that define the services that are provided.

For certain zones, the primary revenue source used to provide services to properties is parcel fees or taxes levied on properties via their annual tax bill. Proposition 218, passed by California voters in November 1996, and has posed a serious challenge to managing the future operation of the CSD zones. Prop. 218 requires any revenue increase to be addressed through a voting process by affected property owners. For a period following the initial implementation of Prop. 218, the CSD was successful in receiving approval for some new or increased revenues. There were also revenue increases due to the growth of developed parcels within the zones.

**Table 5. CSD Operations**

	FY 2023/24 Adopted Budget	FY 2023/24 Amended Budget	Actuals as of 9/30/23 (unaudited)	% of Amended Budget
<b>Revenues:</b>				
Taxes:				
Property Tax	\$ 6,045,278	\$ 6,045,278	\$ -	0.0%
Other Taxes	7,268,090	7,268,090	-	0.0%
Intergovernmental	-	69,042	47,357	68.6%
Charges for Services	6,229,297	6,229,297	341,387	5.5%
Use of Money & Property	1,164,220	1,164,220	262,969	22.6%
Fines & Forfeitures	24,897	24,897	1,122	4.5%
Miscellaneous	14,500	14,500	11,211	77.3%
Transfers In	1,338,472	1,338,472	215,001	16.1%
<b>Total Revenues</b>	<b>\$ 22,084,754</b>	<b>\$ 22,153,796</b>	<b>\$ 879,047</b>	<b>4.0%</b>
<b>Expenditures:</b>				
Library Services Fund (5010)	\$ 3,281,250	\$ 3,364,366	\$ 819,427	24.4%
Zone A Parks Fund (5011)	12,396,080	18,467,010	2,810,215	15.2%
LMD 2014-01 Residential Street Lighting Fund (5012)	1,452,095	1,452,095	281,207	19.4%
Zone C Arterial Street Lighting Fund (5110)	780,940	780,940	198,031	25.4%
Zone D Standard Landscaping Fund (5111)	2,175,957	2,175,957	215,035	9.9%
Zone E Extensive Landscaping Fund (5013)	426,412	426,412	33,812	7.9%
5014 LMD 2014-02	3,206,916	3,206,916	359,061	11.2%
5016 CFD 2021-01 Parks Fac Maint	147,900	147,900	14,599	9.9%
Zone M Median Fund (5112)	596,776	596,776	33,059	5.5%
CFD No. 1 (5113)	1,721,244	1,815,305	421,346	23.2%
Zone S Financial & Management Svcs (5114)	77,830	77,830	5,154	6.6%
<b>Total Expenditures</b>	<b>\$ 26,263,400</b>	<b>\$ 32,511,507</b>	<b>\$ 5,190,944</b>	<b>16.0%</b>
<b>Net Change or Adopted Use of Fund Balance</b>	<b>\$ (4,178,646)</b>	<b>\$ (10,357,711)</b>	<b>\$ (4,311,897)</b>	



## Community Services District Zone A – Parks & Community Services

The largest Zone within the CSD is Zone A. It accounts for the administration and maintenance of the Parks & Community Services facilities and programs. Funding sources for these services come from a combination of property taxes, fees for service, and smaller amounts from other City funds.

**Table 6. CSD Zone A Operations**

	FY 2023/24 Adopted Budget	FY 2023/24 Amended Budget	Actuals as of 9/30/23 (unaudited)	% of Amended Budget
<b>Revenues:</b>				
Taxes:				
Property Tax	\$ 2,979,205	\$ 2,979,205	\$ -	0.0%
Other Taxes	5,024,390	5,024,390	-	0.0%
Charges for Services	1,139,842	1,139,842	334,992	29.4%
Use of Money & Property	1,131,074	1,131,074	251,763	22.3%
Miscellaneous	14,500	14,500	8,243	56.8%
<b>Total Revenues</b>	<b>\$ 10,289,011</b>	<b>\$ 10,289,011</b>	<b>\$ 594,998</b>	<b>5.8%</b>
<b>Expenditures:</b>				
35010 Parks & Comm Svcs - Admin	\$ 1,028,430	\$ 1,028,430	\$ 218,156	21.2%
35210 Park Maintenance - General	5,078,807	5,078,807	1,154,691	22.7%
35211 Contract Park Maintenance	512,197	512,197	41,828	8.2%
35212 Park Ranger Program	-	-	4,351	0.0%
35213 Golf Course Program	684,086	684,086	147,832	21.6%
35214 Parks Projects	283,141	283,141	51,196	18.1%
35310 Senior Program	756,537	756,537	181,443	24.0%
35311 Community Services	16,516	16,516	3,637	22.0%
35312 Community Events	801,467	801,467	270,386	33.7%
35313 Conf & Rec Cntr	614,518	614,518	113,862	18.5%
35314 Conf & Rec Cntr - Banquet	262,759	262,759	53,983	20.5%
35315 Recreation Programs	1,504,040	1,504,040	357,237	23.8%
35317 July 4th Celebration	-	-	32,612	0.0%
35318 Sports Programs	751,720	751,720	149,141	19.8%
35319 Towngate Community Center	59,262	59,262	3,351	5.7%
35320 Amphitheater	29,100.00	29,100	-	0.0%
35321 March Annex	13,500.00	13,500	672	5.0%
80003 CIP - Buildings	-	70,930	-	0.0%
80007 CIP - Parks	-	6,000,000	8,085	0.1%
95011 Non-Dept Zone A Parks	-	-	17,754	0.0%
<b>Total Expenditures</b>	<b>\$ 12,396,080</b>	<b>\$ 18,467,010</b>	<b>\$ 2,810,215</b>	<b>15.2%</b>
<b>Net Change or</b>				
<b>Adopted Use of Fund Balance</b>	<b>\$ (2,107,069)</b>	<b>\$ (8,177,999)</b>	<b>\$ (2,215,217)</b>	

## Electric Utility

The Moreno Valley Utility (MVU) manages the operation, maintenance, and business planning of the City's electric utility. MVU's basic purpose is to purchase and distribute electricity to customers in newly developed areas of the City. The City began serving new customers in February 2004, and now serves more than 8,034 customers. As it reaches fiscal and operational maturity, MVU will continue to be a key component of the City's economic development strategy. The City Council has established special tiered rates for electric utility customers based upon factors such as the number of jobs created.

The main revenue source for this fund is derived from charges for services. The customer base includes residential, commercial, and industrial customers. The growth in customer base will continue to provide for the ability to create rate stabilization and replacement reserve funding.

**Table 7. MVU Operations**


	FY 2023/24 Adopted Budget	FY 2023/24 Amended Budget	Actuals as of 9/30/23 (unaudited)	% of Amended Budget
<b>Revenues:</b>				
Taxes:				
Charges for Services	\$ 48,527,796	\$ 48,527,796	\$ 16,557,708	34.1%
Use of Money & Property	338,500	338,500	205,407	60.7%
Miscellaneous	160,000	160,000	403,856	252.4%
<b>Total Revenues</b>	<b>\$ 49,026,296</b>	<b>\$ 49,026,296</b>	<b>\$ 17,166,970</b>	<b>35.0%</b>
<b>Expenditures:</b>				
45510 Electric Utility - General	\$ 33,313,158	\$ 37,238,653	\$ 6,280,421	16.9%
45511 Public Purpose Program	2,102,880	2,102,880	668,616	31.8%
45512 SCE Served Street Lights	850,000	1,023,776	190,112	18.6%
80005 CIP - Electric Utility	6,091,340	16,388,446	6,127	0.0%
96010 Non-Dept Electric	-	-	4,580	0.0%
96030 Non-Dept 2005 Lease Revenue Bonds	3,620,898	3,620,898	746,412	20.6%
96032 Non-Dept 2014 Refunding 2005 LRB	115,597	115,597	-	0.0%
96041 Non-Dept 2021 LRB Refinance	627,956	627,956	75	0.0%
96051 Non-Dept 2021 Streetlight Refin.	218,733	218,733	-	0.0%
96060 Non-Dept 2019 Taxable LRB	636,625	636,625	75	0.0%
<b>Total Expenditures</b>	<b>\$ 47,577,187</b>	<b>\$ 61,973,564</b>	<b>\$ 7,896,418</b>	<b>12.7%</b>
<b>Net Change or Adopted Use of Fund Balance</b>	<b>\$ 1,449,109</b>	<b>\$ (12,947,268)</b>	<b>\$ 9,270,553</b>	

MVU's revenues and expenses will fluctuate annually based on energy demands.

## SUMMARY

The City of Moreno Valley has experienced certain levels of growth and continued to maintain a structurally balanced Budget without the use of reserves.

The economic climate is ever changing and for these reasons the City must remain optimistically cautious and only increase revenues when they are received. Staff will continue to monitor and request quarterly revenue adjustments based on this approach. These revenue adjustments will be offset by replenishing our expenditure levels accordingly.



# City of Moreno Valley Fiscal Year 2023/24 First Quarter CIP Budget Review

---

**TO:** Mayor and City Council

**FROM:** Launa Jimenez, Chief Financial Officer

**DATE:** November 7, 2023

---

## INTRODUCTION

On June 6, 2023, the City Council adopted the Two-Year Capital Improvement Plan (CIP) for Fiscal Years (FY) 2023/24 – 2024/25. During the two-year CIP period, the City Council will be kept apprised of the City's CIP progress through the process of First Quarter, Mid-Year and Third Quarter Reviews. This ongoing process ensures a forum to look at the progress of existing projects and new projects that were approved during the quarter. Additionally, any significant changes in unanticipated expenditures or projected revenue that may occur will be shared with the City Council.

This report provides a review of various project highlights, budget to actuals, and changes/additions to the CIP at the First Quarter of FY 2023/24 (July 2023 – September 2023, 25% of the fiscal year).

## CAPITAL IMPROVEMENT PLAN HIGHLIGHTS

Highlights of the capital improvement projects are listed below.

- **Citywide Pavement Rehabilitation Program.** These projects received various funding for a continuation of pavement repair and preservation work for approximately 100 street segments citywide. Pavement rehabilitation and preservation work includes the removal and replacement of pavement surface as well as crack sealing and applications of slurry seal to extend the service life of the street pavement.
  - Current Phase: Engineering Design
  - Next Phase: Advertise/Bid/Award Consultants/ Contractor
  - Estimated Completion Date: December 2024
- **Juan Bautista De Anza Multi-Use Trail from Moreno Valley Mall to Iris Avenue - ATP 4.** This project will construct several bicycle and pedestrian path segments of the Juan Bautista de Anza Multi-Use Trail from Moreno Valley Mall to Iris Avenue. The project is funded by the State's Active Transportation Program (ATP) Cycle 4 grant. The project is part of the Momentum MoVal Strategic Plan.
  - Current Phase: Construction
  - Estimated Completion Date: January 2024
- **2024 Pavement Management System Updates.** This project is to perform field visual inspection of all City-owned streets in the network to obtain their current condition and determine their Pavement Condition Index (PCI). The project also provides updates to network inventory with new streets and PCI values. The PMP is crucial in decision making and selection of streets for pavement rehabilitation and preservation.
  - Current Phase: Update PMS Database
  - Next Phase: Pavement Condition Surveys and PCI Calculations
  - Estimated Completion Date: October 2024 (Final Report/ GIS Layer Updates)
- **Heacock Street / Cactus Avenue Commercial Vehicle Improvements.** This project will increase the curb return radius at the southwest corner of Heacock Street and Cactus Avenue to improve truck operations, thereby increasing intersection capacity and reducing delays.
  - Current Phase: Engineering Design
  - Next Phase: Advertise/Bid/Award Consultants/Contractor
  - Estimated Completion Date: December 2024
- **Redlands Boulevard Streetlight Improvements / Grellck Drive to North City Limits.** This project will install approximately nine (9) new streetlights at select locations between Grellck Drive and the City's North City Limits to enhance roadway safety.
  - Current Phase: Engineering Design
  - Next Phase: Advertise/Bid/Award Consultants/Contractor
  - Estimated Completion Date: January 2025
- **Cactus Avenue Reconstruction / I-215 to Elsworth Street.** This project will replace the existing Cactus Avenue substandard roadway section thickness to current standards from I-215 to Elsworth Street.
  - Current Phase: Environmental
  - Next Phase: Preliminary Engineering
  - Estimated Completion Date: TBD

- **Heacock Street South Extension.** This project provides street widening for Heacock Street to full street width per City standards for arterial street from Nandina Avenue to south City limits.
  - Current Phase: Preliminary Design and Environmental
  - Next Phase: Engineering Design
  - Estimated Completion Date: TBD
- **Steeplechase Drive Reconstruction.** This project proposes to remove the existing median landscape, trees, and pavement structural section, and reconstruct a new median with landscape and hardscape and reconstruct the roadway pavement on Steeple Chase Drive from Ironwood Avenue to Kalmia Avenue. The project will include the construction of concrete curb and gutter along both sides of the roadway to convey drainage.
  - Current Phase: Engineering Design
  - Estimated Completion Date: TBD
- **Redlands Boulevard and Locust Avenue Traffic Signal.** This project will install a Traffic Signal at the intersection of Redlands Boulevard and Locust Avenue. North-South traffic on Redlands Boulevard is currently uncontrolled. East-West traffic on Locust Avenue is currently stop-controlled. This project will provide signal-control for all directions.
  - Current Phase: RFP for Design Consultant / Design Contract Award
  - Next Phase: Engineering Design
  - Estimated Completion Date: TBD
- **State Route (SR) 60 / Moreno Beach Drive Interchange (Phase 2).** This project will increase capacity by replacing the existing two-lane bridge over SR-60 with a wider bridge, reconfiguring the westbound ramps, and adding a west bound auxiliary lane on the freeway. Drainage systems including upstream pipes in Ironwood Avenue will be included as part of the construction.
  - Current Phase: Construction
  - Estimated Completion Date: December 2023
  - Next Phase: Plant Establishment
- **SR-60 / Redlands BI Interchange.** This project will reconfigure the on- and off-ramps, replace the bridge, and alter Spruce Street on the north side of SR-60.
  - Current Phase: Preliminary Design and Environmental
  - Estimated Completion Date: TBD
- **SR-60 / World Logistics Center Parkway Interchange.** This project consists of replacement of the interchange, including bridge and ramp replacement to improve traffic operations, bring vertical clearance over the freeway to correct standards, and support forecast travel demands. The project includes improvements generally from Eucalyptus Avenue to Ironwood Avenue, including eastbound and westbound ramps to and from SR-60, and auxiliary lanes on SR-60.
  - Current Phase: Planning, Pre-Engineering, and Environmental
  - Next Phase: Engineering Design
  - Estimated Completion Date: TBD
- **Indian Street / Cardinal Avenue Bridge (Over Lateral A).** This project will provide an approximately 150 foot long, four-lane bridge on Indian Street over Flood Control Channel Lateral A (at Cardinal Avenue) and associated roadway improvements on Indian Street. The bridge and roadway improvements will complete the connection of Indian Street north of the channel to south of the channel.
  - Current Phase: Pre-Engineering and Environmental
  - Next Phase: Engineering Design

- Estimated Completion Date: TBD
- **Corporate Yard Office Building F.** This project will construct a new building with approximately 6,000 square feet in the existing City Corporate Yard property next to the existing Administration Building. The new building will provide additional office and training spaces for staff to provide necessary services to residents and businesses of Moreno Valley.
  - Current Phase: Design
  - Next Phase: Permitting
  - Estimated Completion Date: June 2025
- **Animal Shelter Expansion and Refurbishment Phase 1.** This project will include an expansion of existing animal shelter facilities, new amenities, and refurbishment of existing amenities.
  - Current Phase: Construction Completed
  - Next Phase: Kennel Delivery and Set-up
  - Estimated Completion Date: December 2023
- **Moreno Valley Senior Center Expansion.** This project will expand the existing senior center by adding approximately 4,000 square feet of building space allowing the center to serve the growing number of senior citizens with additional programs, classes, events, and social activities.
  - Current Phase: Engineering Design
  - Next Phase: Advertise/Bid/Award Consultants/Contractor
  - Estimated Completion Date: February 2025
- **Corporate Yard Master Plan Update.** This project could provide updates to the Corporate Yard Facility Space Needs Analysis and Conceptual Design which was completed in January 2009 as part of the Corporate Yard Master Plan. Scape Needs and Master Plan Layout of the Yard will need to be reevaluated and updated to provide guidelines for future improvements in keeping up with the City fast growing demands for services.
  - Current Phase: RFP for Consultant Design
  - Next Phase: Update Master Plan
  - Estimated Completion Date: November 2024
- **Kitching St Storm Drain Line B-16A / Ironwood Ave to Kalmia Ave.** This project is to install Storm Drain Line B-16A in Kitching Street from Ironwood Avenue to Kalmia Avenue. It is estimated that approximately 2,900 lineal feet of 24 inch to 36 inch diameter pipe will be installed.
  - Current Phase: Right of Way
  - Next Phase: Advertise/Bid/Award Consultants/Contractor
  - Estimated Completion Date: July 2024
- **Moreno MDP Line F-18.** This project will install master plan Storm Drain Line F-18 and associated Line D-1 in the Moreno Townsite Area. Line F-18 is in Alessandro Boulevard between Redlands Boulevard and Merwin Street. Line D-1 is in Maltby Avenue between Redlands Boulevard and Merwin Street. These two storm drains are to be connected to the existing storm drain Line F-2 running north-south along Redlands Boulevard.
  - Current Phase: Engineering Design
  - Next Phase: Advertise/Bid/Award Consultants/Contractor
  - Estimated Completion Date: TBD
- **Sunnymead Master Drainage Plan - Storm Drain Lines F and F-7.** This project will mitigate flooding that occurs in the vicinity of Hemlock Avenue, Graham Street,



Sunnymead Boulevard, and areas south of Sunnymead Boulevard and will minimize flood related damage by installing storm drain system Line F and Line F-7 of the Sunnymead Master Drainage Plan.

- Current Phase: Environmental and Engineering Design
- Next Phase: Advertise/Bid/Award Consultants/Contractor
- Estimated Completion Date: TBD
- **Citywide Full Trash Capture Device Installation.** This project consists of the purchase and installation of connector pipe screen (CPS) units (which are designed to filter out certain size debris and trash from storm drain discharge to receiving water bodies) in approximately 968 catch basins in the City. Approximately 100 CPS units will be installed annually over a period of ten years.
  - Current Phase: Engineering Design
  - Next Phase: Advertise/Bid/Award Consultants/Contractor
  - Estimated Completion Date: October 2024
- **Water Basin Remediation.** This project proposes to maintain and improve 19 existing water quality basins throughout various residential tracts. Remediation work includes mowing, trimming and keeping vegetation under control, trash removal, removal of excess sediment from the basin and outflow and inflow pipes, stabilize slopes, and maintain mechanical elements in and around the basin. Remediation of the basins will ensure proper drainage and water quality treatment within the tracts and the storm drain system downstrain of the tracts.
  - Current Phase: Engineering Design
  - Next Phase: Advertise/Bid/Award Consultants/Contractor
  - Estimated Completion Date: December 2024
- **Park Rehabilitation and Refurbishment- Civic Center Amphitheater & Adrienne Mitchell Park.** Restroom renovations and additions.
  - Current Phase: Engineering Design
  - Next Phase: Advertise/Bid/Award Consultants/Contractor
  - Estimated Completion Date: January 2025



## BUDGET TO ACTUALS

The following table contains a summary of the amended CIP budgets, expenditures, and project balances through First Quarter.

Project Number	Project Description	Fund	Budget Amendment	Encumbrance Amount	Journal Amount	Remaining Budget w/ Encumbrances
801 0008 70 77	Annual ADA Compliant Access Upgrades	2000 STATE GASOLINE TAX	\$ 660,530.00	\$ 47,397.83	\$ 48,456.67	\$ 564,675.50
801 0010 70 77	Heacock St. South Extension	2000 STATE GASOLINE TAX	50,000.00	-	-	50,000.00
801 0010 70 77	Heacock St. South Extension	3003 TUMF CAPITAL PROJECTS	893,905.00	-	-	893,905.00
801 0015 70 76	Residential Traffic Mgmt Prgrm (Speed Humps)	2000 STATE GASOLINE TAX	281,244.00	-	490.23	280,753.77
801 0017 70 78	Annual Pavement Maintenance - Crack Seal	2001 MEASURE A	116,175.00	75,000.00	-	41,175.00
801 0021 70 77	SR-60/Moreno Beach IC Phase 2	2300 OTHER GRANTS	933,692.00	57,906.07	6,244.74	869,541.19
801 0021 70 77	SR-60/Moreno Beach IC Phase 2	2301 CAPITAL PROJECTS GRANTS	5,291,343.00	4,423,777.69	867,565.31	-
801 0021 70 77	SR-60/Moreno Beach IC Phase 2	3000 FACILITY CONSTRUCTION	4,517,586.00	2,037,473.84	216,103.21	2,264,008.95
801 0021 70 77	SR-60/Moreno Beach IC Phase 2	3002 PUBLIC WORKS CAPITAL PROJECTS	2,246,340.00	139,243.65	25,531.58	2,081,564.77
801 0021 70 77	SR-60/Moreno Beach IC Phase 2	3003 TUMF CAPITAL PROJECTS	6,014,593.00	4,187,916.83	458,826.49	1,367,849.68
801 0021 70 77	SR-60/Moreno Beach IC Phase 2	3008 CAPITAL PROJECTS REIMBURSEMENTS	807,119.00	597,127.55	207,632.10	2,359.35
801 0021 70 77	SR-60/Moreno Beach IC Phase 2	3311 DIF INTERCHANGE IMPROV CAP PROJ	580,159.00	540,094.52	1,621.81	38,442.67
801 0052 70 77	SR-60 / World Logistics Center Parkway Interchange	3003 TUMF CAPITAL PROJECTS	3,500,000.00	3,328,782.84	71,207.39	100,009.77
801 0064	SR-60/ Redlands Boulevard Interchange	1010 GENERAL FUND	5,187.00	-	-	5,187.00
801 0064	SR-60/ Redlands Boulevard Interchange	3003 TUMF CAPITAL PROJECTS	3,233,472.00	2,208,698.18	90,607.42	934,166.40
801 0065	Easement Acquisition for Street Purposes	2000 STATE GASOLINE TAX	56,044.00	-	1,529.47	54,514.53
801 0077	Juan Bautista de Anza Multi-Use Trail - ATP 3	3000 FACILITY CONSTRUCTION	299.00	-	-	299.00
801 0083	Pavement Management Program	2000 STATE GASOLINE TAX	180,000.00	-	-	180,000.00
801 0086	Juan Bautista de Anza Multi-Use Trail - ATP 4	2301 CAPITAL PROJECTS GRANTS	6,842,791.00	5,681,016.20	582,502.19	579,272.61
801 0087	Citywide Pavement Rehabilitation Program FY20/21	2000 STATE GASOLINE TAX	111,220.00	-	85,392.32	25,827.68
801 0087	Citywide Pavement Rehabilitation Program FY20/21	3000 FACILITY CONSTRUCTION	376,572.00	-	376,571.18	0.82
801 0087	Citywide Pavement Rehabilitation Program FY20/21	3008 CAPITAL PROJECTS REIMBURSEMENTS	213,085.00	-	41,898.82	171,186.18
801 0089	Citywide Pavement Rehabilitation Program FY21/22	2000 STATE GASOLINE TAX	310,620.00	110,345.87	40,851.07	159,423.06
801 0089	Citywide Pavement Rehabilitation Program FY21/22	3008 CAPITAL PROJECTS REIMBURSEMENTS	1,496,797.00	490,268.99	327,011.10	679,516.91
801 0090	Citywide Pavement Rehabilitation Program FY22/23	2001 MEASURE A	782,584.00	-	782,584.00	-
801 0090	Citywide Pavement Rehabilitation Program FY22/23	3008 CAPITAL PROJECTS REIMBURSEMENTS	2,240,557.00	1,682,911.47	549,763.57	7,881.96
801 0091	Citywide Concrete Repair Program	2000 STATE GASOLINE TAX	190,558.00	83,323.15	16,676.85	90,558.00
801 0092	Perris Boulevard/ 330 Ft N of Bay Ave to 660 Ft N of Bay Ave	2000 STATE GASOLINE TAX	250,000.00	-	-	250,000.00
801 0094	Pavement Rehabilitation for Various Streets (CDBG FY 22/23)	3008 CAPITAL PROJECTS REIMBURSEMENTS	136,452.00	-	1,947.42	134,504.58
801 0096	Citywide Pavement Rehabilitation Program (FY21/22-25/26)	3008 CAPITAL PROJECTS REIMBURSEMENTS	3,873,004.00	2,319,481.64	23,697.01	1,529,825.35
801 0097	Citywide Pavement Rehabilitation Program (FY26/27-30/31)	3008 CAPITAL PROJECTS REIMBURSEMENTS	3,660,721.00	2,983,573.13	170,488.10	506,659.77
801 0099	Badlands Landfill Integrated Project (BLIP)	3002 PUBLIC WORKS CAPITAL PROJECTS	3,200,980.00	-	-	3,200,980.00
801 0100	Badlands Landfill Maintenance Program	3002 PUBLIC WORKS CAPITAL PROJECTS	100,000.00	-	-	100,000.00
801 0101	Citywide Pavement Rehabilitation Program FY 23/24	2000 STATE GASOLINE TAX	5,000,000.00	-	12,733.63	4,987,266.37
801 0101	Citywide Pavement Rehabilitation Program FY 23/24	3008 CAPITAL PROJECTS REIMBURSEMENTS	5,600,000.00	-	-	5,600,000.00
801 0103	City / EMWD Partnership to Rehabilitate Various Streets	3008 CAPITAL PROJECTS REIMBURSEMENTS	900,000.00	-	-	900,000.00

Project Number	Project Description	Fund	Budget Amendment	Encumbrance Amount	Journal Amount	Remaining Budget w/ Encumbrances
801 0104	Heacock Street / Cactus Avenue Commercial Vehicle Improvements	2001 MEASURE A	750,000.00	-	-	750,000.00
801 0105	Redlands Blvd Streetlights / Grelck Dr to North City Limits	3301 DIF ARTERIAL ST CAPITAL PROJECTS	350,000.00	-	-	350,000.00
801 0106	Cactus Ave Reconstruction / I-215 to Elsworth St	3301 DIF ARTERIAL ST CAPITAL PROJECTS	400,000.00	-	-	400,000.00
801 0106	Cactus Ave Reconstruction / I-215 to Elsworth St	3311 DIF INTERCHANGE IMPROV CAP PROJ	100,000.00	-	-	100,000.00
801 0107	Steeple Chase Dr Reconstruction / Ironwood Ave to Kalmia Ave	2001 MEASURE A	500,000.00	-	-	500,000.00
801 0108	Eucalyptus Grove – 7-Lot Affordable Housing Development	3000 FACILITY CONSTRUCTION	-	55,645.50	8,530.00	(64,175.50)
802 0002 70 77	Bridge Inspection Program	2000 STATE GASOLINE TAX	54,997.00	-	217.73	54,779.27
802 0003 70 77	SR-60/Nason Overcrossing Bridge	3008 CAPITAL PROJECTS REIMBURSEMENTS	1,669.00	-	-	1,669.00
802 0003 70 77	SR-60/Nason Overcrossing Bridge	3311 DIF INTERCHANGE IMPROV CAP PROJ	30,000.00	-	-	30,000.00
802 0004	Indian Street/Cardinal Avenue Bridge (Over Lateral A)	2301 CAPITAL PROJECTS GRANTS	750,000.00	-	-	750,000.00
802 0004	Indian Street/Cardinal Avenue Bridge (Over Lateral A)	3301 DIF ARTERIAL ST CAPITAL PROJECTS	673,421.00	485,106.59	9,668.46	178,645.95
802 0006	Bridge Preventative Maintenance Program - Implementation Phase	2000 STATE GASOLINE TAX	235,843.00	-	-	235,843.00
802 0006	Bridge Preventative Maintenance Program - Implementation Phase	2301 CAPITAL PROJECTS GRANTS	943,371.00	-	-	943,371.00
803 0011 30 39	Box Springs Communications Site	7220 TECHNOLOGY SERVICES ASSET FUND	19,735.00	-	-	19,735.00
803 0030	Park Restroom Renovations at Various Sites	3016 PCS CAPITAL PROJ (QUIMBY)	378,300.00	-	-	378,300.00
803 0031	Towngate Community Center Renovation	3016 PCS CAPITAL PROJ (QUIMBY)	16,668.00	-	-	16,668.00
803 0031	Towngate Community Center Renovation	5113 CFD No. 1	60,000.00	-	94,430.00	(34,430.00)
803 0037	Civic Center Amphitheater and Park	3000 FACILITY CONSTRUCTION	-	-	-	-
803 0042	Corporate Yard Building/ Fleet Shop Remodel	3000 FACILITY CONSTRUCTION	460,565.00	7,548.87	-	453,016.13
803 0043	Corporate Yard Master Plan Improvements	3000 FACILITY CONSTRUCTION	48,219.00	-	946.13	47,272.87
803 0050	Fire Alarm Systems Replacement	3000 FACILITY CONSTRUCTION	1,617,410.00	-	11,600.00	1,605,810.00
803 0051	Grand Valley Ballroom Patio Lighting	3000 FACILITY CONSTRUCTION	200,000.00	-	-	200,000.00
803 0052	Main Library Renovation (Design)	3000 FACILITY CONSTRUCTION	250,000.00	-	-	250,000.00
803 0053	Public Safety Building HVAC Replacement	3000 FACILITY CONSTRUCTION	2,239,921.00	2,190,684.47	1,576.00	47,660.53
803 0054	Roof Rehabilitation (CRC & March Field Park)	5011 ZONE A PARKS	70,930.00	-	-	70,930.00
803 0055	Corporate Yard Office Building F	3000 FACILITY CONSTRUCTION	470,525.00	186,335.00	36,675.00	247,515.00
803 0056	Roof Rehabilitation (Animal Shelter)	3000 FACILITY CONSTRUCTION	9,857.00	-	-	9,857.00
803 0057	Senior Center Expansion	3000 FACILITY CONSTRUCTION	4,381,094.00	378,478.00	20,766.38	3,981,849.62
803 0058	Animal Shelter Expansion	3000 FACILITY CONSTRUCTION	465,035.00	264,384.38	-	200,650.62
803 0059	City Hall Elevator Modernization	3000 FACILITY CONSTRUCTION	627,200.00	102,200.00	25,000.00	500,000.00
803 0060	City Hall Security Improvements	3000 FACILITY CONSTRUCTION	600,000.00	-	-	600,000.00
803 0061	Civic Center Exterior Lighting Safety Upgrades	3000 FACILITY CONSTRUCTION	150,000.00	147,726.00	-	2,274.00
803 0062	Corporate Yard Master Plan Update	3000 FACILITY CONSTRUCTION	500,000.00	-	-	500,000.00
803 0063	Police Station Evidence Room and Lockers Improvements	3000 FACILITY CONSTRUCTION	150,000.00	-	-	150,000.00
804 0008	Sunnymead Master Drainage Plan - Storm Drain Lines F and F-7	2001 MEASURE A	12,313.00	-	-	12,313.00
804 0008	Sunnymead Master Drainage Plan - Storm Drain Lines F and F-7	2301 CAPITAL PROJECTS GRANTS	36,940.00	-	6,759.12	30,180.88
804 0008	Sunnymead Master Drainage Plan - Storm Drain Lines F and F-7	3002 PUBLIC WORKS CAPITAL PROJECTS	5,442,265.00	17,236.03	4,949.26	5,420,079.71
804 0014	Sunnymead - Flaming Arrow Drive Storm Drain	2001 MEASURE A	79,380.00	-	-	79,380.00
804 0014	Sunnymead - Flaming Arrow Drive Storm Drain	3002 PUBLIC WORKS CAPITAL PROJECTS	77,123.00	-	-	77,123.00
804 0015	Sunnymead MDP Line B-16A	3002 PUBLIC WORKS CAPITAL PROJECTS	1,662,060.00	20,454.69	3,811.33	1,637,793.98
804 0017	Moreno MDP Line F-18	2001 MEASURE A	139,382.00	-	-	139,382.00

Project Number	Project Description	Fund	Budget Amendment	Encumbrance Amount	Journal Amount	Remaining Budget w/ Encumbrances
804 0017	Moreno MDP Line F-18	3002 PUBLIC WORKS CAPITAL PROJECTS	1,819,859.00	89,609.02	14,226.68	1,716,023.30
804 0018	Citywide Full Trash Capture Device Installation	2008 STORM WATER MANAGEMENT	347,642.00	-	-	347,642.00
804 0019	Water Quality Basin Remediation	2008 STORM WATER MANAGEMENT	200,000.00	-	-	200,000.00
805 0044	Alessandro Crosstown Tie	6011 ELECTRIC - RESTRICTED ASSETS	215,785.00	-	-	215,785.00
805 0045	Mobile Advanced Metering Infrastructure (AMI) System	6011 ELECTRIC - RESTRICTED ASSETS	295,647.00	-	-	295,647.00
805 0049	Day Street Line Extension	6011 ELECTRIC - RESTRICTED ASSETS	429,107.00	-	-	429,107.00
805 0054	City Hall Annex Solar Carports	6011 ELECTRIC - RESTRICTED ASSETS	422,338.00	-	-	422,338.00
805 0055	Eucalyptus Avenue Line Extension	6011 ELECTRIC - RESTRICTED ASSETS	95,273.00	-	-	95,273.00
805 0056	Moreno Beach Bridge Conduit Project	6011 ELECTRIC - RESTRICTED ASSETS	251,909.00	238,350.00	-	13,559.00
805 0057	Electrical Switch 61 Reconfiguration	6011 ELECTRIC - RESTRICTED ASSETS	109,620.00	-	-	109,620.00
805 0058	Alessandro/ Day/ Cactus Loop	6011 ELECTRIC - RESTRICTED ASSETS	1,207,772.00	31,856.82	-	1,175,915.18
805 0059	Curbside Electric Vehicle Charging Station	6011 ELECTRIC - RESTRICTED ASSETS	66,000.00	-	-	66,000.00
805 0060	Electric Vehicle Charging Station Corporate Yard	6011 ELECTRIC - RESTRICTED ASSETS	116,000.00	-	-	116,000.00
805 0061	Gas Switch Alternatives	6011 ELECTRIC - RESTRICTED ASSETS	672,824.00	360,942.36	-	311,881.64
805 0062	Indian Street Line Extension from Gentian Avenue to Iris Avenue	6011 ELECTRIC - RESTRICTED ASSETS	1,130,236.00	26,284.29	2,320.47	1,101,631.24
805 0063	ISS Network Cyber Security	6011 ELECTRIC - RESTRICTED ASSETS	27,527.00	-	-	27,527.00
805 0064	Moreno Beach Dr Line Extension from Cactus Ave to JFK Dr	6011 ELECTRIC - RESTRICTED ASSETS	1,139,986.00	24,879.04	2,149.82	1,112,957.14
805 0065	Moreno Valley Fire Station #6 SCE to MVU Cutover	6011 ELECTRIC - RESTRICTED ASSETS	141,000.00	5,350.60	-	135,649.40
805 0066	MoVal Substation Relay Upgrades	6011 ELECTRIC - RESTRICTED ASSETS	21,810.00	-	-	21,810.00
805 0067	Nason St Loop Tie from Iris Ave to Cactus Ave	6011 ELECTRIC - RESTRICTED ASSETS	1,086,976.00	28,095.79	156.50	1,058,723.71
805 0068	Moreno Valley Substation Upgrade	6011 ELECTRIC - RESTRICTED ASSETS	619,797.00	-	-	619,797.00
805 0069	Moreno Valley Substation Automation	6011 ELECTRIC - RESTRICTED ASSETS	2,497,499.00	-	-	2,497,499.00
805 0070	Edgemont Substation	6011 ELECTRIC - RESTRICTED ASSETS	2,356,000.00	-	1,500.00	2,354,500.00
805 0071	Moreno Beach Dr Line Extension from Oliver St to JFK Dr	6011 ELECTRIC - RESTRICTED ASSETS	1,349,000.00	-	-	1,349,000.00
805 0072	Battery Storage	6011 ELECTRIC - RESTRICTED ASSETS	1,260,000.00	-	-	1,260,000.00
805 0073	Electric Vehicle Charging Infrastructure	6011 ELECTRIC - RESTRICTED ASSETS	316,340.00	-	-	316,340.00
805 0074	MVU Warehousing Facilities for Storing Electrical Equipment	6011 ELECTRIC - RESTRICTED ASSETS	435,000.00	-	-	435,000.00
805 0076	World Logistics Center Substation	6011 ELECTRIC - RESTRICTED ASSETS	125,000.00	-	-	125,000.00
806 SD	Special Districts 79006	5013 ZONE E EXTENSIVE LANDSCAPE	51,000.00	-	-	51,000.00
806 SD	Special Districts 79006	5014 LMD 2014-02 LANDSCAPE MAINT DIST	600,000.00	-	-	600,000.00
806 SD	Special Districts 79006	5111 ZONE D STANDARD LANDSCAPE	996,000.00	-	-	996,000.00
806 SD	Special Districts 79006	5112 ZONE M MEDIANS	268,000.00	-	-	268,000.00
807 0004 50 57	Replacement Playground Equipment	3016 PCS CAPITAL PROJ (QUIMBY)	422,788.00	422,787.85	-	0.15
807 0005 50 57	Annual ADA Park Improvements	3016 PCS CAPITAL PROJ (QUIMBY)	562,770.00	-	-	562,770.00
807 0031 50 57	Rancho Verde Park	3015 PCS CAPITAL PROJ (PARK IMPRVMTS)	156,180.00	8,155.00	-	148,025.00
807 0045	Cottonwood Golf Center Irrigation Improvements	3016 PCS CAPITAL PROJ (QUIMBY)	262,490.00	-	-	262,490.00
807 0047	Moreno Valley Community Park Soccer Field Improvements	3006 PARKS-COMM SERV CAPITAL PROJECTS	98,460.00	-	-	98,460.00
807 0052	Drinking Fountain Replacements at Various Parks	3016 PCS CAPITAL PROJ (QUIMBY)	40,000.00	-	-	40,000.00
807 0052	Drinking Fountain Replacements at Various Parks	5113 CFD No. 1	34,061.00	-	-	34,061.00
807 0053	LED Lighting Improvements at Various Parks	3015 PCS CAPITAL PROJ (PARK IMPRVMTS)	261,561.00	-	-	261,561.00
807 0053	LED Lighting Improvements at Various Parks	5113 CFD No. 1	10,000.00	-	-	10,000.00

Project Number	Project Description	Fund	Budget Amendment	Encumbrance Amount	Journal Amount	Remaining Budget w/ Encumbrances
807 0054	Moreno Valley Bark Park	3015 PCS CAPITAL PROJ (PARK IMPRVMTS)	139,420.00	-	-	139,420.00
807 0056	Moreno Valley Community Park Picnic Shelter Replacement	3015 PCS CAPITAL PROJ (PARK IMPRVMTS)	72,491.00	-	-	72,491.00
807 0058	Pump Track at March Field Park	3015 PCS CAPITAL PROJ (PARK IMPRVMTS)	1,211,495.00	45,326.25	-	1,166,168.75
807 0060	Park Rehab & Refurbishment Program	3006 PARKS-COMM SERV CAPITAL PROJECTS	-	-	41,982.27	(41,982.27)
807 0060	Park Rehab & Refurbishment Program	5011 ZONE A PARKS	6,000,000.00	-	8,085.22	5,991,914.78
808 0004 70 76	Traffic Signal Coordination Program	2005 AIR QUALITY MANAGEMENT	30,775.00	20,377.98	10,397.02	-
808 0013 70 76	Traffic Signal Equipment Upgrades	2000 STATE GASOLINE TAX	196,224.00	-	12,742.58	183,481.42
808 0013 70 76	Traffic Signal Equipment Upgrades	2001 MEASURE A	335,842.00	-	892.56	334,949.44
808 0033	Citywide Traffic Sign Retroreflectivity Inventory (2022)	2000 STATE GASOLINE TAX	179,885.00	-	-	179,885.00
808 0035	Traffic Signal Upgrades FY 22/23	2000 STATE GASOLINE TAX	108,936.00	-	1,082.90	107,853.10
808 0035	Traffic Signal Upgrades FY 22/23	2301 CAPITAL PROJECTS GRANTS	982,710.00	-	-	982,710.00
808 0036	Iris Corridor Safety Improvements/Heacock to Nason	2000 STATE GASOLINE TAX	49,676.00	-	504.11	49,171.89
808 0036	Iris Corridor Safety Improvements/Heacock to Nason	2301 CAPITAL PROJECTS GRANTS	449,370.00	-	-	449,370.00
808 0037	Perris Blvd Signalized Intersections Safety Improvements	2000 STATE GASOLINE TAX	71,846.00	-	504.11	71,341.89
808 0037	Perris Blvd Signalized Intersections Safety Improvements	2301 CAPITAL PROJECTS GRANTS	648,900.00	-	-	648,900.00
808 0038	Overnight Intersection Visibility Systemic Safety Improvements	2000 STATE GASOLINE TAX	143,616.00	-	504.11	143,111.89
808 0038	Overnight Intersection Visibility Systemic Safety Improvements	2301 CAPITAL PROJECTS GRANTS	1,294,830.00	-	-	1,294,830.00
808 0040	Redlands Boulevard / Locust Avenue Traffic Signal	3302 DIF TRAFFIC SIGNAL CAPITAL PROJ	250,000.00	-	340.10	249,659.90
809 0001 30 39	Citywide Fiber Optic Comm Exp	7220 TECHNOLOGY SERVICES ASSET FUND	235,661.00	-	-	235,661.00
810 0001 30 39	Technology Services Equipment Upgrades	7220 TECHNOLOGY SERVICES ASSET FUND	2,417,056.00	-	-	2,417,056.00
810 0019	Broadband for Parks	2512 COMM DEV BLOCK GRANT (CDBG)	11,966.00	-	-	11,966.00
810 0021	Electric Vehicle Charging Infrastructure Master Plan	1010 GENERAL FUND	28,225.00	20,939.77	7,285.23	-
810 0021	Electric Vehicle Charging Infrastructure Master Plan	2301 CAPITAL PROJECTS GRANTS	217,855.00	161,621.50	49,463.57	6,769.93
810 0022	MV Roadway Safety Improvements in Three Areas	2000 STATE GASOLINE TAX	108,900.00	-	2,347.33	106,552.67
810 0022	MV Roadway Safety Improvements in Three Areas	2301 CAPITAL PROJECTS GRANTS	435,600.00	-	-	435,600.00
810 0023	Emergency Operation Center Modernization	1010 GENERAL FUND	399,261.00	359,962.22	7,632.99	31,665.79

## DIF FUND BALANCES

The following table outlines the Development Impact Fees (DIF) fund balances as of 9/30/2023.

Fund	Available Fund Balance as of 9/30/2023
2901 DIF-ARTERIAL STREETS	631,673.64
2902 DIF-TRAFFIC SIGNALS	2,011,565.45
2903 DIF-FIRE	5,174,538.27
2904 DIF-POLICE	*(6,164,963.88)
2905 DIF-PARK IMPROVEMENTS	1,579,470.42
2019 QUIMBY IN-LIEU PARK FEES	2,604,255.75
2907 DIF-REC CENTER	103,218.11
2908 DIF-LIBRARY	5,504,699.94
2909 DIF-CITY HALL	280,659.50
2910 DIF-CORPORATE YARD	**(3,444,730.51)
2911 DIF-INTERCHANGE IMPROVEMENT	2,654,347.17
2912 DIF-MAINTENANCE EQUIPMENT	1,343,080.89
2913 DIF-ANIMAL SHELTER	***(-100,669.29)
2914 DIF-Administration	559,718.71
2915 DIF-WORKFORCE DEV FACILITIES	4,851.54
2916 DIF-PUBLIC ART	200,311.60

\* Pays Debt Service to the 2013 and 2014 Refunding Lease to refund a portion of the 2005 Lease Revenue Bonds

\*\*Corporate Yard Office Building F Project (803 0055) is budgeted for \$4,800,000 in FY 24/25, but expenditures will not commence until revenues are received

\*\*\* Animal Shelter Expansion and Refurbishment Ph 1 Project (803 0058) is budgeted for \$465,035 in FY 23/24, but expenditures will not commence until revenues are received

## PROJECT SHEETS FOR NEW AND REVISED PROJECTS

Changes to the CIP are reviewed and approved by City Council through an individual project related Staff Report, or in quarterly budget adjustments. Project Sheets are revised if there are changes to the funding source and their respective amounts. New Project Sheets are added to the CIP as we continue to receive grant funds and support citywide improvements. The following Project Sheets are first quarter revisions and additions to our CIP.

### Revised Projects

- 801 0090 – Citywide Pavement Rehabilitation Program FY 22/23
- 802 0004 – Indian Street/Cardinal Avenue Bridge (Over Lateral A)
- 803 0031 – Towngate Community Center Renovation
- 807 0060 – Parks Rehabilitation and Refurbishment Program

### New Projects

- 803 0064 – Annex 1 Water Meter

**REVISED**

CITY OF MORENO VALLEY  
Capital Improvement Plan - Project Details  
FYs 2023-2028 and Beyond

01-S

<b>Project Title:</b> Citywide Pavement Rehabilitation Program FY 22/23		<b>Project Status:</b>		<b>Project Priority in CIP Category:</b>				
<b>Department / Division:</b> Public Works Department / Capital Projects Division		<input type="checkbox"/> New <input type="checkbox"/> Deleted <input checked="" type="checkbox"/> In Progress <input type="checkbox"/> On Hold <input type="checkbox"/> Completed		<input checked="" type="checkbox"/> Essential (Start within 1 yr) <input type="checkbox"/> Necessary (Start within 1 to 3 yrs) <input type="checkbox"/> Desirable (Start within 3 to 5 yrs) <input type="checkbox"/> Deferrable (Start within 5 to 10 yrs)				
<b>Project Description:</b> This project is to provide pavement rehabilitation and pavement preservation for approximately 523 local street segments citywide. This project is funded by State Gas Tax (RMRA SB1), Measure A (Fund 2001) and Capital Project Reimbursement Funds (Fund 3008).  Construction: December 2022 to August 2023  <b>Justification or Significance of Improvement:</b> The project utilizes different cost effective treatments available to rehabilitate the existing street pavement. The project helps to extend the service life of the roadway.  <b>Estimated Maintenance Costs:</b> Street maintenance is typically funded by Gas Tax and Measure A funds, and costs on average are approximately \$2.50 / square foot for grind and overlay and \$0.75 / square foot for slurry seal. Street maintenance costs over a 20 year period are estimated to average almost \$12,000 per 13 foot wide lane mile per year. Street maintenance funding will be part of the deferred maintenance for the whole network.		<b>Project Location Map:</b>  <div style="text-align: center;">CITYWIDE</div>						
		<b>Council District(s):</b> <input checked="" type="checkbox"/> District 1 <input checked="" type="checkbox"/> District 2 <input type="checkbox"/> District 3 <input checked="" type="checkbox"/> District 4						
<b>Life-to-Date Expenditures Through FY 2021/2022:</b>			<b>FY 23/24 - FY 24/25 Budget</b>					
<b>PROJECT PHASE</b>	<b>Budget FY 2022/2023</b>		<b>New Request FY 2023/2024</b>	<b>New Request FY 2024/2025</b>	<b>FY 2025/2026</b>	<b>FY 2026/2027</b>	<b>FY 2027/2028 and Beyond</b>	<b>Total</b>
Prelim. Eng. / Environ. Design	100,000		\$1,073,443					\$1,073,443
Right of Way Construction Other	11,125,000							
<b>PROJECT TOTAL</b>	<b>11,225,000</b>		<b>\$1,073,443 0</b>	<b>0</b>	<b>0</b>	<b>0</b>	<b>0</b>	<b>\$1,073,443 0</b>
<b>FUNDING SOURCE</b>	<b>Budget FY 2022/2023</b>		<b>New Request FY 2023/2024</b>	<b>New Request FY 2024/2025</b>	<b>FY 2025/2026</b>	<b>FY 2026/2027</b>	<b>FY 2027/2028 and Beyond</b>	<b>Total</b>
Gas Tax (2000) 801 0090-2000	1,000,000							
Gas Tax (2000A) 801 0090-2000A	3,600,000		\$1,073,443					\$1,073,443
Measure A (2001) 801 0090-2001	4,675,000							
Cap Proj Reim (3008) 801 0090-3008	1,950,000							
<b>REVENUE TOTAL</b>	<b>11,225,000</b>		<b>\$1,073,443 0</b>	<b>0</b>	<b>0</b>	<b>0</b>	<b>0</b>	<b>\$1,073,443 0</b>



\*Budget Adjustment in 1st Quarter

Attachment: FY 2023/24 First Quarter CIP Budget Review (6224 : FISCAL YEAR 2023/24 FIRST QUARTER



REVISED

CITY OF MORENO VALLEY  
Capital Improvement Plan - Project Details  
FYs 2023-2028 and Beyond

<b>Project Title:</b> Indian Street / Cardinal Avenue Bridge (Over Lateral A)  <b>Department / Division:</b> Public Works Department / Capital Projects Division				<b>Project Status:</b> <input type="checkbox"/> New <input checked="" type="checkbox"/> In Progress <input type="checkbox"/> Completed <input type="checkbox"/> Deleted <input type="checkbox"/> On Hold		<b>Project Priority in CIP Category:</b> <input checked="" type="checkbox"/> Essential (Start within 1 yr) <input type="checkbox"/> Necessary (Start within 1 to 3 yrs) <input type="checkbox"/> Desirable (Start within 3 to 5 yrs) <input type="checkbox"/> Deferrable (Start within 5 to 10 yrs)	
<b>Project Description:</b> This project will provide an approximately 150 foot long, four-lane bridge on Indian Street over Flood Control Channel Lateral A (at Cardinal Avenue) and associated roadway improvements on Indian Street. The bridge and roadway improvements will complete the connection of Indian Street north of the channel to south of the channel.  Preliminary Engineering: Completed November 2022 Environmental: December 2022 to June 2024 30% Design: December 2022 to August 2024 100% Design: July 2025 to June 2026 (Subject to available funding) Right of Way Acquisition: July 2025 to December 2025 (Subject to available funding) Construction: January 2026 to October 2026 (Subject to available funding)				<b>Project Location Map:</b> 			
<b>Justification or Significance of Improvement:</b> This project will close a gap, provide continuity in traffic, and benefit emergency responders. A future fire station is being planned for the City's south side industrial area. This bridge will enhance response time for emergencies.				<b>Council District(s):</b> <input type="checkbox"/> District 1 <input type="checkbox"/> District 2 <input type="checkbox"/> District 3 <input checked="" type="checkbox"/> District 4			
<b>Estimated Maintenance Costs:</b> Bridge improvement and routine maintenance costs are estimated to average almost \$1.20 per square foot per year. Bridge surface and street maintenance costs over a 20 year period are estimated to average almost \$12,000 per 13 foot wide lane mile per year.							
Life-to-Date Expenditures Through FY 2021/2022:		84,120		FY 23/24 - FY 24/25 Budget			
<b>PROJECT PHASE</b>	<b>Budget FY 2022/2023</b>	<b>New Request FY 2023/2024</b>	<b>New Request FY 2024/2025</b>	<b>FY 2025/2026</b>	<b>FY 2026/2027</b>	<b>FY 2027/2028 and Beyond</b>	<b>Total</b>
Prelim. Eng. / Environ.	224,761						
Design	523,231	750,000		800,000		1,550,000	<del>800,000</del>
Right of Way				400,000			400,000
Construction					8,000,000		8,000,000
Other							9,950,000
<b>PROJECT TOTAL</b>	<b>747,992</b>	<b>750,000</b>	<b>0</b>	<b>1,200,000</b>	<b>8,000,000</b>	<b>0</b>	<b>9,200,000</b>
<b>FUNDING SOURCE</b>	<b>Budget FY 2022/2023</b>	<b>New Request FY 2023/2024</b>	<b>New Request FY 2024/2025</b>	<b>FY 2025/2026</b>	<b>FY 2026/2027</b>	<b>FY 2027/2028 and Beyond</b>	<b>Total</b>
DIF Arterial Street (2901) 802 0004-3301	747,992						
Unfunded (UNF) UNF Cap Proj Grants (2301) 802 0004-2301		750,000		1,200,000	8,000,000		9,200,000
<b>REVENUE TOTAL</b>	<b>747,992</b>	<b>750,000</b>	<b>0</b>	<b>1,200,000</b>	<b>8,000,000</b>	<b>0</b>	<b>9,200,000</b>

BR-7

9,950,000


\*Staff Report 6324 - CC Approved Grant on 8/15/2023

Attachment: FY 2023/24 First Quarter CIP Budget Review (6224 : FISCAL YEAR 2023/24 FIRST QUARTER



**REVISED**

CITY OF MORENO VALLEY  
Capital Improvement Plan - Project Details  
FYs 2023-2028 and Beyond

<b>Project Title:</b> Towngate Community Center Renovation		<b>Project Status:</b> <input type="checkbox"/> New <input checked="" type="checkbox"/> In Progress <input type="checkbox"/> Deleted <input type="checkbox"/> Completed <input type="checkbox"/> On Hold		<b>Project Priority in CIP Category:</b> <input checked="" type="checkbox"/> Essential (Start within 1 yr) <input type="checkbox"/> Necessary (Start within 1 to 3 yrs) <input type="checkbox"/> Desirable (Start within 3 to 5 yrs) <input type="checkbox"/> Deferrable (Start within 5 to 10 yrs)	
<b>Department / Division:</b> Parks & Community Services Department / Parks Division		<b>Project Location Map:</b> 			
<b>Project Description:</b> This project replaced the existing wood patio cover at Towngate Community Center with an alumawood cover. PCS led/managed project. M&O assistance was needed with construction.  Construction: Completed May 2023		<b>Council District(s):</b> <input checked="" type="checkbox"/> District 1 <input type="checkbox"/> District 2 <input type="checkbox"/> District 3 <input type="checkbox"/> District 4			
<b>Justification or Significance of Improvement:</b> The center is approximately 15 years old and is frequently rented. The patio cover has extensive damage from dry rot.					
<b>Estimated Maintenance Costs:</b> Annual park maintenance costs average approximately \$12,000 / acre based on budget information provided by the Parks Maintenance Division. Actual maintenance costs may vary depending on the size and amenities of the site. Parks maintenance is typically funded by Zone A (CDF No. 1 for newer parks).					

B-11C

Life-to-Date Expenditures Through FY 2021/2022: 0			FY 23/24 - FY 24/25 Budget					
PROJECT PHASE	Budget FY 2022/2023		New Request FY 2023/2024	New Request FY 2024/2025	FY 2025/2026	FY 2026/2027	FY 2027/2028 and Beyond	Total
Prelim. Eng. / Environ. Design Right of Way Construction Other	76,668		\$34,430					\$34,430
<b>PROJECT TOTAL</b>	<b>76,668</b>		<b>\$34,430</b>	<b>0</b>	<b>0</b>	<b>0</b>	<b>0</b>	<b>\$34,430</b>
FUNDING SOURCE	Budget FY 2022/2023		New Request FY 2023/2024	New Request FY 2024/2025	FY 2025/2026	FY 2026/2027	FY 2027/2028 and Beyond	Total
PCS Cap Proj (2019) 803 0031-3016 CFD #1 (5113) 803 0031-5113	16,668 60,000		\$34,430					\$34,430
<b>REVENUE TOTAL</b>	<b>76,668</b>		<b>\$34,430</b>	<b>0</b>	<b>0</b>	<b>0</b>	<b>0</b>	<b>\$34,430</b>

\*Budget Adjustment in 1st Quarter

Attachment: FY 2023/24 First Quarter CIP Budget Review (6224 : FISCAL YEAR 2023/24 FIRST QUARTER

**REVISED**

CITY OF MORENO VALLEY  
Capital Improvement Plan - Project Details  
FYs 2023-2028 and Beyond

<b>Project Title:</b> Parks Rehabilitation and Refurbishment Program		<b>Project Status:</b>		<b>Project Priority in CIP Category:</b>			
<b>Department / Division:</b> Parks & Community Services Department / Parks Division		<input checked="" type="checkbox"/> New <input checked="" type="checkbox"/> In Progress <input type="checkbox"/> Completed		<input type="checkbox"/> Deleted <input type="checkbox"/> On Hold		<input checked="" type="checkbox"/> Essential (Start within 1 yr) <input type="checkbox"/> Necessary (Start within 1 to 3 yrs) <input type="checkbox"/> Desirable (Start within 3 to 5 yrs) <input type="checkbox"/> Deferrable (Start within 5 to 10 yrs)	
<b>Project Description:</b> The purpose of this project is to replace, refurbish, and rehab aging park infrastructure through out the entire park system. This program will encompass all four council districts. Improvements include basketball and sport court resurfacing, ball field fence replacement and surface rehabilitation, playground replacement, drinking fountain and BBQ replacement, concrete repairs & replacement, parking lot resurfacing, picnic shelter replacements, restroom renovations and additions (Adrienne Mitchell & Amphitheater), splash pad resurfacing and renovation, LED lighting conversion and repairs, general fencing repairs (split rail to vinyl), replace synthetic turf at March Field Park Arena, replace shade covers and windscreens, replace arbors and pergolas, replace bare turf, improve drainage and install fencing at Equestrian Center, and other repairs.		<b>Project Location Map:</b>					
<b>Justification or Significance of Improvement:</b> Many of the City's parks are in need of rehabilitation and refurbishment due to aging infrastructure.		CITYWIDE					
<b>Estimated Maintenance Costs:</b> Annual park maintenance costs average approximately \$12,000/acre based on budget information provided by the Parks Maintenance Division. Actual maintenance costs may vary depending on the size and amenities of the site. Parks maintenance is typically funded by Zone A, CFD No. 1 or CFD No. 2021-01 for newer parks.		<b>Council District(s):</b>					
		<input checked="" type="checkbox"/> District 1 <input checked="" type="checkbox"/> District 2 <input checked="" type="checkbox"/> District 3 <input checked="" type="checkbox"/> District 4					
<b>Life-to-Date Expenditures Through FY 2021/2022:</b>		<b>FY 23/24 - FY 24/25 Budget</b>					
<b>PROJECT PHASE</b>	<b>Budget FY 2022/2023</b>	<b>New Request FY 2023/2024</b>	<b>New Request FY 2024/2025</b>	<b>FY 2025/2026</b>	<b>FY 2026/2027</b>	<b>FY 2027/2028 and Beyond</b>	<b>Total</b>
Prelim. Eng. / Environ. Design							
Right of Way							
Construction	6,000,000						
Other							
<b>PROJECT TOTAL</b>	<b>6,000,000</b>	<b>0</b>	<b>0</b>	<b>0</b>	<b>0</b>	<b>0</b>	<b>0</b>
<b>FUNDING SOURCE</b>	<b>Budget FY 2022/2023</b>	<b>New Request FY 2023/2024</b>	<b>New Request FY 2024/2025</b>	<b>FY 2025/2026</b>	<b>FY 2026/2027</b>	<b>FY 2027/2028 and Beyond</b>	<b>Total</b>
Zone A Parks (5011) 807-0060-5011	6,000,000						
PCS Cap Proj (3006) 807 0060-3006							
<b>REVENUE TOTAL</b>	<b>6,000,000</b>	<b>0</b>	<b>0</b>	<b>0</b>	<b>0</b>	<b>0</b>	<b>0</b>

P-7

\*Budget Adjustment in 1st Quarter

Attachment: FY 2023/24 First Quarter CIP Budget Review (6224 : FISCAL YEAR 2023/24 FIRST QUARTER

**NEW**

CITY OF MORENO VALLEY  
Capital Improvement Plan - Project Details  
FYs 2023-2028 and Beyond

<p><b>Project Title:</b> Annex 1 Water Meter</p> <p><b>Department / Division:</b> Public Works Department / Fleet &amp; Facilities Division</p> <p><b>Project Description:</b> This project will install a dedicated water meter to the Annex 1 building.</p> <p><b>Justification or Significance of Improvement:</b> The Annex 1 building currently shares a water meter with the three other office buildings on property. The project will install a new water meter dedicated only to the Annex 1 office building, which is City owned.</p> <p><b>Estimated Maintenance Costs:</b> Annual average building maintenance costs are estimated at approximately \$10/SF. Although actual maintenance costs may vary, this estimated cost is based on an industry accepted standard maintenance cost. Funding sources also vary, depending on the type of building, but the primary source is the General Fund.</p>	<p><b>Project Status:</b></p> <p><input checked="" type="checkbox"/> New <input type="checkbox"/> In Progress <input type="checkbox"/> Completed</p> <p><input type="checkbox"/> Deleted <input type="checkbox"/> On Hold</p>	<p><b>Project Priority in CIP Category:</b></p> <p><input checked="" type="checkbox"/> Essential (Start within 1 yr) <input type="checkbox"/> Necessary (Start within 1 to 3 yrs) <input type="checkbox"/> Desirable (Start within 3 to 5 yrs) <input type="checkbox"/> Deferrable (Start within 5 to 10 yrs)</p>
<p><b>Project Location Map:</b></p>		<p><b>Council District(s):</b></p> <p><input checked="" type="checkbox"/> District 1    <input type="checkbox"/> District 2    <input type="checkbox"/> District 3    <input type="checkbox"/> District 4</p>

B-XX

Life-to-Date Expenditures Through FY 2021/2022:			FY 23/24 - FY 24/25 Budget					
PROJECT PHASE	Budget FY 2022/2023		New Request FY 2023/2024	New Request FY 2024/2025	FY 2025/2026	FY 2026/2027	FY 2027/2028 and Beyond	Total
Prelim. Eng. / Environ. Design			5,000					5,000
Right of Way			58,000					58,000
Construction			97,000					97,000
Other (Connect/Permit fees)								
<b>PROJECT TOTAL</b>	<b>0</b>		<b>160,000</b>	<b>0</b>	<b>0</b>	<b>0</b>	<b>0</b>	<b>160,000</b>
FUNDING SOURCE	Budget FY 2022/2023		New Request FY 2023/2024	New Request FY 2024/2025	FY 2025/2026	FY 2026/2027	FY 2027/2028 and Beyond	Total
DIF City Hall (2909) 803 0064-3000			160,000					160,000
<b>REVENUE TOTAL</b>	<b>0</b>		<b>160,000</b>	<b>0</b>	<b>0</b>	<b>0</b>	<b>0</b>	<b>160,000</b>

\*Budget Adjustment in 1st Quarter

Attachment: FY 2023/24 First Quarter CIP Budget Review (6224 : FISCAL YEAR 2023/24 FIRST QUARTER

## SUMMARY

Population growth and private development increased the demand for street and traffic signal construction, new parks, expansion of public buildings, and new electric facilities to reliably serve existing and future customers. Aligning the City's capital budget with community needs will continue to be a challenge. However, the city has taken steps to expand funding that demonstrates its commitment to maintaining and enhancing capital needs. Capital planning represents an ongoing investment in the City's future to ensure the timely repair and replacement of aging infrastructure, and the implementation of priorities to meet the demands of our community. Staff will continue to pursue funding alternatives and identify priorities for Council's consideration to deliver projects that meet the needs of the city and the region.

## RESOLUTION NO. 2023-XX

A RESOLUTION OF THE CITY COUNCIL OF THE CITY OF MORENO VALLEY, CALIFORNIA, ADOPTING THE REVISED OPERATING AND CAPITAL BUDGETS FOR FISCAL YEARS 2023/24 AND 2024/25

WHEREAS, the City Council approved the Operating and Capital Budgets for the City for Fiscal Years 2023/24 and 2024/25, a copy of which, as may have been amended by the City Council, is on file in the Office of the City Clerk and is available for public inspection; and

WHEREAS, the City Council approves amendments to the budgets throughout the fiscal year and such prior amendments are reflected within the current amended budget and further ratified as part of the adoption of the quarterly budget amendments; and

WHEREAS, the City Manager has heretofore submitted to the City Council proposed amendments to the Operating and Capital Budgets for the City for Fiscal Years 2023/24 and 2024/25, a copy of which, as may have been amended by the City Council, is on file in the Office of the City Clerk and is available for public inspection; and

WHEREAS, the said proposed amendments to the Operating and Capital Budgets contain estimates of the services, activities and projects comprising the budget, and contains expenditure requirements and the resources available to the City; and

WHEREAS, the said proposed amendments to the Operating and Capital Budgets contain the estimates of uses of fund balance as required to stabilize the delivery of City services during periods of operational deficits; and

WHEREAS, the City Council has made such revisions to the proposed amended Operating and Capital Budgets as so desired; and

WHEREAS, the amended Operating and Capital Budgets, as herein approved, will enable the City Council to make adequate financial plans and will ensure that City officers can administer their respective functions in accordance with such plans.

NOW, THEREFORE, THE CITY COUNCIL OF THE CITY OF MORENO VALLEY, CALIFORNIA, DOES HEREBY RESOLVE AS FOLLOWS:

1. The proposed amendments to the Operating and Capital Budgets, attached as Exhibit A and as on file in the Office of the City Clerk, and as may have been amended by the City Council, are hereby approved and adopted as the annual Operating and Capital Budgets of the City of Moreno Valley for Fiscal

1  
Resolution No. 2023-XX  
Date Adopted: November 7, 2023

Years 2023/24 and 2024/25.

- 2. The Proposed Amendments to the City Position Summary, included as Exhibit B to this Resolution, and on file in the Office of the City Clerk, and as may have been amended by the City Council, is hereby adopted as part of the Approved City Position Summary of the City of Moreno Valley for Fiscal Years 2023/24 and 2024/25.
- 3. The Proposed Amendments to the Career Positions Salary Schedule, included as Exhibit C to this Resolution, and on file in the Office of the City Clerk, and as may have been amended by the City Council, is hereby adopted as part of the Approved Career Positions Salary Schedule of the City of Moreno Valley for Fiscal Years 2023/24 and 2024/25.
- 4. The amounts of proposed expenditures, which include the uses of fund balance specified in the approved budget, are hereby appropriated for the various budget programs and units for said fiscal year.
- 5. Within fifteen (15) days after the adoption of this Resolution, the City Clerk shall certify to the adoption hereof and, as so certified, cause a copy to be posted in at least three (3) public places within the City.

BE IT FURTHER RESOLVED that this Resolution shall take effect immediately upon its adoption.

APPROVED AND ADOPTED this 7th day of November, 2023.

\_\_\_\_\_  
Mayor of the City of Moreno Valley

ATTEST:

\_\_\_\_\_  
City Clerk

APPROVED AS TO FORM:

\_\_\_\_\_  
City Attorney

2  
Resolution No. 2023-XX  
Date Adopted: November 7, 2023

**RESOLUTION JURAT**

STATE OF CALIFORNIA       )  
COUNTY OF RIVERSIDE     ) ss.  
CITY OF MORENO VALLEY    )

I, Jane Halstead, City Clerk of the City of Moreno Valley, California, do hereby certify that Resolution No. 2023-XX was duly and regularly adopted by the City Council of the City of Moreno Valley at a regular meeting thereof held on the 7th day of November 2023, by the following vote:

AYES:

NOES:

ABSENT:

ABSTAIN:

(Council Members, Mayor Pro Tem and Mayor)

\_\_\_\_\_  
CITY CLERK

(SEAL)

Resolution No. 2023-XX<sup>3</sup>  
Date Adopted: November 7, 2023

Attachment: City Resolution 2023-XX (6224 : FISCAL YEAR 2023/24 FIRST QUARTER OPERATING & CIP BUDGET REVIEW AND APPROVAL OF



**CITY OF MORENO VALLEY  
GENERAL FUND  
FY 2023/24 Proposed Amendments**

Department	Fund	Account Description	General Ledger Account	Project	Fiscal Year 2023/24 Amended Budget	Proposed Amendment	Revised Budget	Description - Proposed Adjustment
Public Works	1010	Transfers in - from EQUIP REPLACEMENT (FURN & EQUIP)	1010-99-99-91010-807510		\$ 1,150,490	\$ 37,691	\$ 1,188,181	Projected expenses
Public Works	1010	Transfers in - from EQUIP REPLACEMENT (FURN & EQUIP)	1010-99-99-91010-807510		1,150,490	16,131	\$ 1,166,621	Projected expenses
Financial & Management Services	1010	Transfers in - from EQUIP REPLACEMENT (FURN & EQUIP)	1010-99-99-91010-807510		1,150,490	60,000	\$ 1,210,490	Budget true-up
<b>REVENUE TOTAL</b>					<b>\$ 3,451,470</b>	<b>\$ 113,822</b>	<b>\$ 3,565,292</b>	

Department	Fund	Account Description	General Ledger Account	Project	Fiscal Year 2023/24 Amended Budget	Proposed Amendment	Revised Budget	Description - Proposed Adjustment
Public Works	1010	Mach-Equip-Repl - Furn & Equip	1010-70-40-45370-660320		\$ -	\$ 37,691	\$ 37,691	Projected expenses
Public Works	1010	Mach-Equip-Repl - Furn & Equip	1010-70-76-45111-660320		-	16,131	16,131	Projected expenses
Public Works	1010	Contractual Svcs - Other	1010-70-78-45311-625099		-	60,000	60,000	Projected expenses
<b>EXPENSE TOTAL</b>					<b>\$ -</b>	<b>\$ 113,822</b>	<b>\$ 113,822</b>	

**CITY OF MORENO VALLEY  
NON-GENERAL FUND  
FY 2023/2024 Proposed Amendments**

Department	Fund	Account Description	General Ledger Account	Project	Fiscal Year 2023/24 Amended Budget	Proposed Amendment	Revised Budget	Description - Proposed Adjustment
Public Works	2008	Parcel Fees	2008-99-99-92008-500800		\$ 764,679	\$ 199,349	964,028	Projected revenues
Community Development	2300	Other Grant-Operating Revenue	2300-20-38-73313-489000		32,232	1,040	33,272	PETCO Grant
Public Works	2301	Fed Reimb-Capital	2301-99-99-92301-482020	802 0006	8,107,173	943,371	9,050,544	Budget true-up
Financial & Management Services	2902	Transfers in - from DIF TRAFFIC SIGNAL CAPITAL PRO	2902-99-95-92902-803302		-	70,795	70,795	Budget true-up
Public Works	3000	Transfers in - from DIF - CITY HALL	3000-99-99-93000-802909		750,000	160,000	910,000	Budget true-up
Public Works	3000	Transfers in - from DIF - CORPORATE YARD	3000-99-99-93000-802910		1,100,000	(600,000)	500,000	Budget true-up
Public Works	3000	Transfers in - from FACILITIES REPLACEMENT RESERVE	3000-99-99-93000-807330		1,308,705	(808,705)	500,000	Budget true-up
Public Works	3002	Reimbursement Agreement	3002-99-99-93002-500600	801 0100	11,492,831	50,000	11,542,831	Budget true-up
Parks & Community Services	3006	Transfers in - from ZONE "A" PARKS FUND	3006-99-99-93006-805011		-	6,000,000	6,000,000	Reallocation of budget
Public Works	3015	Transfers in - from DIF - PARK IMPROVEMENTS	3015-99-99-93015-802905		645,325	(585,325)	60,000	Budget true-up
Public Works	3016	Transfers in - from QUIMBY IN-LIEU PARK FEES	3016-99-99-93016-802019		295,000	(155,000)	140,000	Budget true-up
Public Works	6011	Transfers in - within cat ELECTRIC FUND	6011-99-99-96011-826010		-	1,500,000	1,500,000	Budget true-up
<b>REVENUE TOTAL</b>					<b>\$ 24,495,945</b>	<b>\$ 6,775,525</b>	<b>\$ 31,271,470</b>	

Public Works	2000	CIP Other	2000-70-77-80001-720199	801 0090-2000A	6,618,414	1,073,443	\$ 7,691,857	Budget true-up
Financial & Management Services	2006	Salaries-Council - CSD Mtgs	2006-30-79-25701-611410		-	24,000	24,000	Projected expenses
Public Works	2019	Transfers to PCS CAP PROJECT (QUIMBY)	2019-99-99-92019-903016		295,000	(155,000)	140,000	Budget true-up
Community Development	2300	Professional Svcs - Veterinary Svcs	2300-20-38-73313-620250		22,820	34	22,854	PETCO Grant
Public Works	2905	Transfers to PCS CAP PROJECT (PARK IMPROVEMENTS)	2905-99-95-92905-903015		645,325	(585,325)	60,000	Budget true-up
Public Works	2909	Transfers to FACILITY CONST FUND	2909-99-95-92909-903000		750,000	160,000	910,000	Projected expenses
Public Works	2910	Transfers to FACILITY CONST FUND	2910-99-95-92910-903000		1,100,000	(600,000)	500,000	Budget true-up
Public Works	3000	CIP Other	3000-70-40-80003-720199	803 0064	6,675,478	160,000	6,835,478	Projected expenses
Parks & Community Services	3006	CIP Other	3006-50-57-80007-720199	807 0060	98,460	6,000,000	6,098,460	Reallocation of budget
Financial & Management Services	3302	Transfers to DIF - TRAFFIC SIGNALS	3302-99-99-93302-902902		-	70,795	70,795	Budget true-up
Financial & Management Services	3715	Bond/Lease Issuance Costs	3715-99-90-93715-670510		-	206,441	206,441	Projected expenses
Parks & Community Services	5011	CIP Other	5011-50-57-80007-720199	807 0060	6,000,000	(6,000,000)	-	Reallocation of budget
Parks & Community Services	5011	Transfers to PARKS & RECREATION CAP PROJ FD	5011-99-99-95011-903006		-	6,000,000	6,000,000	Reallocation of budget
Parks & Community Services	5113	CIP Other	5113-50-57-80003-720199	803 0031	60,000	34,430	94,430	Projected expenses
Public Works	6010	Salaries-Regular	6010-70-80-45510-611110		1,231,637	15,837	1,247,474	Projected expenses

Attachment: City Resolution 2023-XX (6224 : FISCAL YEAR 2023/24 FIRST QUARTER OPERATING & CIP



**CITY OF MORENO VALLEY  
NON-GENERAL FUND  
FY 2023/2024 Proposed Amendments**

Department	Fund	Account Description	General Ledger Account	Project	Fiscal Year 2023/24 Amended Budget	Proposed Amendment	Revised Budget	Description - Proposed Adjustment
Public Works	6010	Salaries-Regular	6010-70-80-45510-611110		1,231,637	12,433	1,244,070	Projected expenses
Public Works	6010	Transfers to - within cat ELECTRIC - RESTRICTED ASSETS	6010-99-99-96010-926011		-	1,500,000	1,500,000	Budget true-up
Public Works	6010	Oper Mtrls - Furn & Equip	6010-70-80-45510-630330		-	250,000	250,000	Projected expenses
Public Works	6012	Professional Svcs - Other	6012-70-80-45511-620299		25,000	75,000	100,000	Projected expenses
Public Works	7330	Transfers to FACILITY CONST FUND	7330-99-99-97330-903000		1,308,705	(808,705)	500,000	Budget true-up
Public Works	7510	Transfers to GENERAL FUND	7510-99-97-88120-901010		-	37,691	37,691	Projected expenses
Public Works	7510	Transfers to GENERAL FUND	7510-99-97-88190-901010		1,150,490	16,131	1,166,621	Projected expenses
Financial & Management Services	7510	Transfers to GENERAL FUND	7510-99-97-88190-901010		1,150,490	60,000	1,210,490	Budget true-up
Economic Development	8884	Professional Svcs - Other	8884-22-25-20601-620299		-	32,000	32,000	Projected expenses
<b>EXPENSE TOTAL</b>					<b>\$ 28,363,456</b>	<b>\$ 7,579,205</b>	<b>\$ 35,942,661</b>	

**CITY OF MORENO VALLEY  
NON-GENERAL FUND  
FY 2024/25 Proposed Amendments**

Department	Fund	Account Description	General Ledger Account	Project	Fiscal Year 2024/25 Amended Budget	Proposed Amendment	Revised Budget	Description - Proposed Adjustment
Public Works	3000	Transfers in - from DIF - CORPORATE YARD	3000-99-99-93000-802910		\$ 5,400,000	\$ (600,000)	\$ 4,800,000	Budget true-up
Public Works	3000	Transfers in - from FACILITIES REPLACEMENT RESERVE	3000-99-99-93000-807330		808,705	(808,705)	-	Budget true-up
Public Works	3002	Reimbursement Agreement	3002-99-99-93002-500600	801 0100-3002	-	50,000	50,000	Projected revenues
Public Works	3015	Transfers in - from DIF - PARK IMPROVEMENTS	3015-99-99-93015-802905		655,325	(585,325)	70,000	Budget true-up
Public Works	3016	Transfers in - from QUIMBY IN-LIEU PARK FEES	3016-99-99-93016-802019		283,000	(155,000)	128,000	Budget true-up
<b>REVENUE TOTAL</b>					<b>\$ 7,147,030</b>	<b>\$ (2,099,030)</b>	<b>\$ 5,048,000</b>	

Department	Fund	Account Description	General Ledger Account	Project	Fiscal Year 2024/25 Amended Budget	Proposed Amendment	Revised Budget	Description - Proposed Adjustment
Public Works	2019	Transfers to PCS CAP PROJECT (QUIMBY)	2019-99-99-92019-903016		\$ 283,000	\$ (155,000)	\$ 128,000	Budget true-up
Public Works	2905	Transfers to PCS CAP PROJECT (PARK IMPROVEMENTS)	2905-99-95-92905-903015		655,325	(585,325)	70,000	Budget true-up
Public Works	2910	Transfers to FACILITY CONST FUND	2910-99-95-92910-903000		5,400,000	(600,000)	4,800,000	Budget true-up
Public Works	6010	Salaries-Regular	6010-70-80-45510-611110		1,326,007	17,656	1,343,663	Projected expenses
Public Works	6010	Salaries-Regular	6010-70-80-45510-611110		1,326,007	13,815	1,339,822	Projected expenses
Public Works	7330	Transfers to FACILITY CONST FUND	7330-99-99-97330-903000		808,705	(808,705)	-	Budget true-up
<b>EXPENSE TOTAL</b>					<b>\$ 9,799,044</b>	<b>\$ (2,117,559)</b>	<b>\$ 7,681,485</b>	

**CITY OF MORENO VALLEY  
NON-GENERAL FUND  
FY 2023/24 Ratification Amendments**

Department	Fund	Account Description	General Ledger Account	Project	Amendment	Description - Ratification
Community Development	2300	State Grant-Operating Revenue	2300-20-38-73312-486000		\$ 4,000	Projected revenues
Financial & Management Services	2300	State Grant-Operating Revenue	2300-30-34-72208-486000		(45,450)	Grant true-up
Financial & Management Services	2300	Fed Grant-Operating Revenue	2300-30-36-72207-485000		182,077	Projected revenues
Financial & Management Services	2300	Fed Grant-Operating Revenue	2300-30-36-72207-485000	ERAP 2	14,994	Projected revenues
Financial & Management Services	2300	Fed Grant-Operating Revenue	2300-30-36-72207-485000	ERAP 2	17,137	Projected revenues
Community Development	4016	Donations	4016-20-38-18211-580200		9,403	Projected revenues
Public Works	6012	Public Purpose Programs	6012-70-80-45511-560070		(3,200,000)	Budget true-up
Public Works	6012	MVU Public Purpose Programs	6012-70-80-45511-561456		3,200,000	Budget true-up
<b>REVENUE TOTAL</b>					<b>\$ 182,161</b>	

Department	Fund	Account Description	General Ledger Account	Project	Amendment	Description - Ratification
Community Development	2300	Professional Svcs - Veterinary Svcs	2300-20-38-73312-620250		\$ 4,000	Projected expenses
Financial & Management Services	2300	Marketing Svcs - Advertising	2300-30-34-72208-620610		(23,967)	Grant true-up
Financial & Management Services	2300	Oper Suppl - Other	2300-30-34-72208-630299		(21,483)	Grant true-up
Financial & Management Services	2300	Salaries-Reimbursable (In/Out)	2300-30-36-72207-611510	ERAP 2	17,137	Projected revenues
Financial & Management Services	2300	Housing Programs	2300-30-36-72207-732101	ERAP 2	182,077	Projected expenses
Financial & Management Services	2300	Housing Programs	2300-30-36-72207-732101	ERAP 2	14,994	Projected expenses
Public Works	3002	CIP Other	3002-70-77-80001-720199	801 0099	(50,000)	Budget true-up
Public Works	3002	CIP Other	3002-70-77-80001-720199	801 0100	(50,000)	Budget true-up
Public Works	3002	CIP Other	3002-70-78-80001-720199	801 0100	100,000	Budget true-up
Community Development	4016	Oper Mtrls - Furn & Equip	4016-20-38-18211-630330		9,403	Projected expenses
<b>EXPENSE TOTAL</b>					<b>\$ 182,161</b>	

Attachment: City Resolution 2023-XX (6224 : FISCAL YEAR 2023/24 FIRST QUARTER OPERATING & CIP

City of Moreno Valley  
 FY 2023/24 - 2024/25  
 City Position Summary

Position Title	Adopted Qtrly					
	FY 2022/23	FY 2023/24	FY 2023/24	FY 2023/24	FY 2024/25	FY 2024/25
	No.	Adj.	Adj.	No.	Adj.	No.
Accountant I	1	-	-	1	-	1
Accountant II	1	-	-	1	-	1
Accounting Assistant	3	(1)	-	2	-	2
Accounting Technician	1	-	-	1	-	1
Accounts Payable Supervisor	1	-	-	1	-	1
Administrative Assistant	7	3	-	10	-	10
Animal Care Technician	5	-	-	5	-	5
Animal Care Technician Supervisor	1	-	-	1	-	1
Animal Control Officer	6	-	-	6	-	6
Animal Rescue Coordinator	1	-	-	1	-	1
Animal Services Assistant	4	-	-	4	-	4
Animal Services Dispatcher	1	-	-	1	-	1
Animal Services Division Manager	1	-	-	1	-	1
Animal Services Field Supervisor	1	-	-	1	-	1
Animal Services License Inspector	1	-	-	1	-	1
Animal Services Office Supervisor	1	-	-	1	-	1
Applications & Database Administrator	1	-	-	1	-	1
Applications Analyst	1	1	-	2	-	2
Assistant City Manager (Administration)	1	-	-	1	-	1
Assistant City Manager (Development)	1	-	-	1	-	1
Assistant to the City Manager	1	-	-	1	-	1
Assistant Crossing Guard Supervisor	1	-	-	1	-	1
Assistant Engineer	2	-	-	2	-	2
Assistant Network Administrator	1	-	-	1	-	1
Associate Engineer I	2	-	-	2	-	2
Associate Engineer II	3	-	-	3	-	3
Associate Planner	4	-	-	4	-	4
Audio Visual Technician	2	-	-	2	-	2
Banquet Facility Representative	1	-	-	1	-	1
Building Division Manager/Official	1	-	-	1	-	1
Building Inspector II	4	(1)	-	3	-	3
Building Safety Supervisor	1	-	-	1	-	1
Business License Liaison	1	-	-	1	-	1
Chief Financial Officer	-	1	-	1	-	1
Child Care Assistant	4	-	-	4	-	4
Child Care Instructor II	4	-	-	4	-	4
Child Care Program Manager	1	-	-	1	-	1
Child Care Site Supervisor	4	-	-	4	-	4
City Clerk	1	-	-	1	-	1
City Manager	1	-	-	1	-	1
Community Development Director	1	-	-	1	-	1
Community Enhancement Division Manager	1	-	-	1	-	1
Community Enhancement Officer I	6	-	-	6	-	6
Community Enhancement Officer II	3	-	-	3	-	3
Community Enhancement Supervisor	1	-	-	1	-	1
Community Services Assistant Coordinator	4	-	-	4	-	4
Community Services Coordinator	4	-	-	4	-	4
Community Services Division Manager	-	1	-	1	-	1
Community Services Superintendent	1	(1)	-	-	-	-
Community Services Supervisor	4	-	-	4	-	4
Construction Inspector	2	-	-	2	-	2
Construction Inspector Supervisor	1	-	-	1	-	1
Crossing Guard	35	-	-	35	-	35
Crossing Guard Supervisor	1	-	-	1	-	1
Customer Service Manager	-	1	-	1	-	1
Deputy City Clerk	1	-	-	1	-	1

Attachment: City Resolution 2023-XX (6224 : FISCAL YEAR 2023/24 FIRST QUARTER OPERATING & CIP BUDGET REVIEW AND APPROVAL OF

City of Moreno Valley  
 FY 2023/24 - 2024/25  
 City Position Summary

Position Title	Adopted Qtrly					
	FY 2022/23	FY 2023/24	FY 2023/24	FY 2023/24	FY 2024/25	FY 2024/25
	No.	Adj.	Adj.	No.	Adj.	No.
Deputy City Manager	1	-	-	1	-	1
Deputy Compliance Director	-	1	-	1	-	1
Deputy Finance Director	1	-	-	1	-	1
Economic Development Division Manager	2	-	-	2	-	2
Economic Development & Housing Director	-	1	-	1	-	1
Electric Utility Assistant Manager	-	-	1	1	-	1
Electric Utility Chief Engineer	1	-	(1)	-	-	-
Electric Utility Division Manager	1	-	-	1	-	1
Electric Utility Program Coordinator	1	-	-	1	-	1
Emergency Management Coordinator	-	-	2	2	-	2
Emergency Management & Volunteer Services Program Manager	1	-	-	1	-	1
Emergency Management & Volunteer Services Program Specialist	1	-	(1)	-	-	-
Engineering Division Manager/Assistant City Engineer	1	-	-	1	-	1
Enterprise Systems Administrator	1	-	-	1	-	1
Equipment Operator	6	-	-	6	-	6
Executive Assistant I	5	-	-	5	-	5
Executive Assistant to Mayor/City Council	1	-	-	1	-	1
Facilities Maintenance Mechanic	1	-	-	1	-	1
Facilities Maintenance Worker	3	-	-	3	-	3
Financial Operations Division Manager	1	-	-	1	-	1
Financial Resources Division Manager	1	-	-	1	-	1
Fleet & Facilities Division Manager	-	1	-	1	-	1
Fleet & Facilities Maintenance Supervisor	1	-	-	1	-	1
GIS Administrator	1	-	-	1	-	1
GIS Applications Analyst	1	-	-	1	-	1
GIS Specialist	1	-	-	1	-	1
Grants Division Manager	1	-	-	1	-	1
Grants Program Manager	1	-	(1)	-	-	-
Human Resources Analyst	1	-	-	1	-	1
Human Resources Director	-	1	-	1	-	1
Human Resources Division Manager	1	-	-	1	-	1
Human Resources Technician	-	2	-	2	-	2
Information Technology Technician	2	-	-	2	-	2
Landscape Services Inspector	2	-	-	2	-	2
Lead Facilities Maintenance Worker	1	-	-	1	-	1
Lead Maintenance Worker	4	-	-	4	-	4
Lead Parks Maintenance Worker	7	-	-	7	-	7
Lead Traffic Sign/Marking Technician	2	-	-	2	-	2
Lead Vehicle/Equipment Technician	1	-	-	1	-	1
Maintenance & Operations Division Manager	1	-	-	1	-	1
Maintenance Worker I/II	27	-	-	27	-	27
Maintenance Worker/Work Release Coordinator	1	-	-	1	-	1
Management Aide	7	-	-	7	-	7
Management Analyst	8	(1)	-	7	-	7
Management Assistant	8	4	(2)	10	-	10
Media & Communications Division Manager	1	-	-	1	-	1
Network Administrator	1	-	-	1	-	1
Network & Systems Specialist	1	-	-	1	-	1
Paralegal	1	-	-	1	-	1
Park Ranger	4	-	-	4	-	4
Parking Control Officer	2	-	-	2	-	2
Parks & Community Services Administration & Financial Services Division Manager	-	1	-	1	-	1
Parks & Community Services Deputy Director	1	(1)	-	-	-	-
Parks & Community Services Director	1	-	-	1	-	1
Parks & Landscape Services Division Manager	1	-	-	1	-	1
Parks Maintenance Supervisor	2	-	-	2	-	2
Parks Maintenance Worker	18	-	-	18	-	18
Parks Project Manager	1	-	-	1	-	1
Payroll Supervisor	1	-	-	1	-	1
Permit Technician	4	-	-	4	-	4
Planning Division Manager/Official	1	-	-	1	-	1

Attachment: City Resolution 2023-XX (6224 : FISCAL YEAR 2023/24 FIRST QUARTER OPERATING & CIP BUDGET REVIEW AND APPROVAL OF

City of Moreno Valley  
 FY 2023/24 - 2024/25  
 City Position Summary

Position Title	Adopted Qtrly					
	FY 2022/23	FY 2023/24	FY 2023/24	FY 2023/24	FY 2024/25	FY 2024/25
	No.	Adj.	Adj.	No.	Adj.	No.
Power Supply Manager	-	-	1	1	-	1
Principal Accountant	1	-	-	1	-	1
Principal Engineer	2	-	-	2	-	2
Principal Engineer/City Traffic Engineer	1	-	-	1	-	1
Principal Planner	1	-	-	1	-	1
Program Analyst	-	-	1	1	-	1
Public Information/Intergovernmental Relations Officer	1	-	-	1	-	1
Public Safety Contracts Administrator	1	-	-	1	-	1
Purchasing Division Manager	1	-	-	1	-	1
Public Works Director/City Engineer	1	-	-	1	-	1
Recycling Specialist	1	1	-	2	-	2
Registered Veterinary Technician	1	-	-	1	-	1
Resource Analyst	-	1	(1)	-	-	-
Security Guard	2	-	-	2	-	2
Senior Accountant	4	-	-	4	-	4
Senior Administrative Assistant	13	(1)	-	12	-	12
Senior Applications Analyst	1	1	-	2	-	2
Senior Building Inspector	-	1	-	1	-	1
Senior Community Enhancement Officer	2	-	-	2	-	2
Senior Construction Inspector	2	-	-	2	-	2
Senior Deputy City Clerk	1	-	-	1	-	1
Senior Electrical Engineer	1	-	-	1	-	1
Senior Engineer, P.E.	5	-	-	5	-	5
Senior Equipment Operator	1	-	-	1	-	1
Senior Graphics Designer	1	-	-	1	-	1
Senior Human Resources Analyst	1	-	-	1	-	1
Senior Landscape Services Inspector	1	-	-	1	-	1
Senior Management Analyst	12	3	1	16	-	16
Senior Office Assistant	3	-	-	3	-	3
Senior Parking Control Officer	1	-	-	1	-	1
Senior Parks Maintenance Technician	2	-	-	2	-	2
Senior Payroll Technician	1	-	-	1	-	1
Senior Permit Technician	3	-	-	3	-	3
Senior Planner	1	-	-	1	-	1
Senior Risk Analyst	-	1	-	1	-	1
Senior Telecommunications Technician	1	-	-	1	-	1
Senior Traffic Signal Technician	1	-	-	1	-	1
Special Districts Division Manager	1	-	-	1	-	1
Special Events & Facilities Division Manager	1	-	-	1	-	1
Storekeeper	1	1	-	2	-	2
Strategic Initiatives Manager	1	-	-	1	-	1
Street Maintenance Supervisor	2	-	-	2	-	2
Telecommunications Engineer/Administrator	1	-	-	1	-	1
Telecommunications Technician	1	-	-	1	-	1
Traffic Operations Supervisor	1	-	-	1	-	1
Traffic Signal Technician	2	-	-	2	-	2
Traffic Sign/Marking Technician I	1	-	-	1	-	1
Traffic Sign/Marking Technician II	2	-	-	2	-	2
Utility Finance Manager	-	1	-	1	-	1
Vehicle/Equipment Technician	3	-	-	3	-	3
<b>Total</b>	<b>380</b>	<b>22</b>	<b>-</b>	<b>402</b>	<b>-</b>	<b>402</b>

Note: Excludes City Council Members, Planning Commissioners and temporary positions.

Per Municipal Code 2.18.010, the Planning Commission shall consist of seven members who shall receive such compensation as may be established from time to time by resolution of the City Council.

Attachment: City Resolution 2023-XX (6224 : FISCAL YEAR 2023/24 FIRST QUARTER OPERATING & CIP BUDGET REVIEW AND APPROVAL OF

**CITY OF MORENO VALLEY**

**SALARY SCALE - CAREER POSITIONS**  
EFFECTIVE 11/07/23

TITLE	GRP	GRADE										
			A	B	C	D	E	F	G	H	I	
			5.0%		5.0%	5.0%	5.0%	5.0%	5.0%	2.5%	2.5%	
Accountant I	NE	C22	Annual	71,344.00	74,921.60	78,665.60	82,596.80	86,736.00	91,083.20	95,638.40	98,030.40	100,484.80
			Monthly	5,945.33	6,243.47	6,555.47	6,883.07	7,228.00	7,590.27	7,969.87	8,169.20	8,373.73
			Hourly	34.3000	36.0200	37.8200	39.7100	41.7000	43.7900	45.9800	47.1300	48.3100
Accountant II	PAM	C24	Annual	78,665.60	82,596.80	86,736.00	91,083.20	95,638.40	100,422.40	105,435.20	108,076.80	110,780.80
			Monthly	6,555.47	6,883.07	7,228.00	7,590.27	7,969.87	8,368.53	8,786.27	9,006.40	9,231.73
			Hourly	37.8200	39.7100	41.7000	43.7900	45.9800	48.2800	50.6900	51.9600	53.2600
Accounting Assistant	NE	C14	Annual	48,297.60	50,710.40	53,248.00	55,910.40	58,697.60	61,630.40	64,708.80	66,331.20	67,995.20
			Monthly	4,024.80	4,225.87	4,437.33	4,659.20	4,891.47	5,135.87	5,392.40	5,527.60	5,666.27
			Hourly	23.2200	24.3800	25.6000	26.8800	28.2200	29.6300	31.1100	31.8900	32.6900
Accounting Technician	NE	C17	Annual	55,910.40	58,697.60	61,630.40	64,708.80	67,953.60	71,344.00	74,921.60	76,793.60	78,707.20
			Monthly	4,659.20	4,891.47	5,135.87	5,392.40	5,662.80	5,945.33	6,243.47	6,399.47	6,558.93
			Hourly	26.8800	28.2200	29.6300	31.1100	32.6700	34.3000	36.0200	36.9200	37.8400
Accounts Payable Supervisor	NE	C22	Annual	71,344.00	74,921.60	78,665.60	82,596.80	86,736.00	91,083.20	95,638.40	98,030.40	100,484.80
			Monthly	5,945.33	6,243.47	6,555.47	6,883.07	7,228.00	7,590.27	7,969.87	8,169.20	8,373.73
			Hourly	34.3000	36.0200	37.8200	39.7100	41.7000	43.7900	45.9800	47.1300	48.3100
Administrative Assistant	NE	C16	Annual	53,248.00	55,910.40	58,697.60	61,630.40	64,708.80	67,953.60	71,344.00	73,132.80	74,963.20
			Monthly	4,437.33	4,659.20	4,891.47	5,135.87	5,392.40	5,662.80	5,945.33	6,094.40	6,246.93
			Hourly	25.6000	26.8800	28.2200	29.6300	31.1100	32.6700	34.3000	35.1600	36.0400
Animal Care Technician	NE	C11	Annual	41,724.80	43,804.80	45,988.80	48,297.60	50,710.40	53,248.00	55,910.40	57,304.00	58,739.20
			Monthly	3,477.07	3,650.40	3,832.40	4,024.80	4,225.87	4,437.33	4,659.20	4,775.33	4,894.93
			Hourly	20.0600	21.0600	22.1100	23.2200	24.3800	25.6000	26.8800	27.5500	28.2400
Animal Care Technician Supervisor	PAM	C21	Annual	67,953.60	71,344.00	74,921.60	78,665.60	82,596.80	86,736.00	91,083.20	93,350.40	95,680.00
			Monthly	5,662.80	5,945.33	6,243.47	6,555.47	6,883.07	7,228.00	7,590.27	7,779.20	7,973.33
			Hourly	32.6700	34.3000	36.0200	37.8200	39.7100	41.7000	43.7900	44.8800	46.0000
Animal Control Officer	NE	C15	Annual	50,710.40	53,248.00	55,910.40	58,697.60	61,630.40	64,708.80	67,953.60	69,659.20	71,406.40
			Monthly	4,225.87	4,437.33	4,659.20	4,891.47	5,135.87	5,392.40	5,662.80	5,804.93	5,950.53
			Hourly	24.3800	25.6000	26.8800	28.2200	29.6300	31.1100	32.6700	33.4900	34.3300
Animal Rescue Coordinator	NE	C11	Annual	41,724.80	43,804.80	45,988.80	48,297.60	50,710.40	53,248.00	55,910.40	57,304.00	58,739.20
			Monthly	3,477.07	3,650.40	3,832.40	4,024.80	4,225.87	4,437.33	4,659.20	4,775.33	4,894.93
			Hourly	20.0600	21.0600	22.1100	23.2200	24.3800	25.6000	26.8800	27.5500	28.2400
Animal Services Assistant	NE	C10	Annual	39,728.00	41,724.80	43,804.80	45,988.80	48,297.60	50,710.40	53,248.00	54,579.20	55,952.00
			Monthly	3,310.67	3,477.07	3,650.40	3,832.40	4,024.80	4,225.87	4,437.33	4,548.27	4,662.67
			Hourly	19.1000	20.0600	21.0600	22.1100	23.2200	24.3800	25.6000	26.2400	26.9000
Animal Services Dispatcher	NE	C10	Annual	39,728.00	41,724.80	43,804.80	45,988.80	48,297.60	50,710.40	53,248.00	54,579.20	55,952.00
			Monthly	3,310.67	3,477.07	3,650.40	3,832.40	4,024.80	4,225.87	4,437.33	4,548.27	4,662.67
			Hourly	19.1000	20.0600	21.0600	22.1100	23.2200	24.3800	25.6000	26.2400	26.9000
Animal Services Division Manager	DMG	C30	Annual	105,414.40	110,676.80	116,209.60	122,012.80	128,107.20	134,513.60	141,232.00	144,768.00	148,387.20
			Monthly	8,784.53	9,223.07	9,684.13	10,167.73	10,675.60	11,209.47	11,769.33	12,064.00	12,365.60
			Hourly	50.6800	53.2100	55.8700	58.6600	61.5900	64.6700	67.9000	69.6000	71.3400

Attachment: City Resolution 2023-XX (6224 : FISCAL YEAR 2023/24 FIRST QUARTER OPERATING & CIP

**CITY OF MORENO VALLEY**

**SALARY SCALE - CAREER POSITIONS**  
EFFECTIVE 11/07/23

TITLE	GRP	GRADE										
			A	B	C	D	E	F	G	H	I	
			5.0%		5.0%	5.0%	5.0%	5.0%	5.0%	2.5%	2.5%	
Animal Services Field Supervisor	PAM	C22	Annual	71,344.00	74,921.60	78,665.60	82,596.80	86,736.00	91,083.20	95,638.40	98,030.40	100,484.80
			Monthly	5,945.33	6,243.47	6,555.47	6,883.07	7,228.00	7,590.27	7,969.87	8,169.20	8,373.73
			Hourly	34.3000	36.0200	37.8200	39.7100	41.7000	43.7900	45.9800	47.1300	48.3100
Animal Services License Inspector	NE	C11	Annual	41,724.80	43,804.80	45,988.80	48,297.60	50,710.40	53,248.00	55,910.40	57,304.00	58,739.20
			Monthly	3,477.07	3,650.40	3,832.40	4,024.80	4,225.87	4,437.33	4,659.20	4,775.33	4,894.93
			Hourly	20.0600	21.0600	22.1100	23.2200	24.3800	25.6000	26.8800	27.5500	28.2400
Animal Services Office Supervisor	PAM	C21	Annual	67,953.60	71,344.00	74,921.60	78,665.60	82,596.80	86,736.00	91,083.20	93,350.40	95,680.00
			Monthly	5,662.80	5,945.33	6,243.47	6,555.47	6,883.07	7,228.00	7,590.27	7,779.20	7,973.33
			Hourly	32.6700	34.3000	36.0200	37.8200	39.7100	41.7000	43.7900	44.8800	46.0000
Applications & Database Administrator	PAM	C29	Annual	100,380.80	105,393.60	110,656.00	116,188.80	121,992.00	128,086.40	134,492.80	137,862.40	141,315.20
			Monthly	8,365.07	8,782.80	9,221.33	9,682.40	10,166.00	10,673.87	11,207.73	11,488.53	11,776.27
			Hourly	48.2600	50.6700	53.2000	55.8600	58.6500	61.5800	64.6600	66.2800	67.9400
Applications Analyst	PAM	C25	Annual	82,596.80	86,736.00	91,083.20	95,638.40	100,422.40	105,435.20	110,697.60	113,464.00	116,292.80
			Monthly	6,883.07	7,228.00	7,590.27	7,969.87	8,368.53	8,786.27	9,224.80	9,455.33	9,691.07
			Hourly	39.7100	41.7000	43.7900	45.9800	48.2800	50.6900	53.2200	54.5500	55.9100
Assistant to the City Manager	PAM	C24	Annual	78,665.60	82,596.80	86,736.00	91,083.20	95,638.40	100,422.40	105,435.20	108,076.80	110,780.80
			Monthly	6,555.47	6,883.07	7,228.00	7,590.27	7,969.87	8,368.53	8,786.27	9,006.40	9,231.73
			Hourly	37.8200	39.7100	41.7000	43.7900	45.9800	48.2800	50.6900	51.9600	53.2600
Assistant Crossing Guard Supervisor	NE	C05	Annual	36,046.40	36,046.40	37,856.00	39,748.80	39,748.80	41,745.60	41,745.60	43,825.60	43,825.60
			Monthly	3,003.87	3,003.87	3,154.67	3,312.40	3,312.40	3,478.80	3,478.80	3,652.13	3,652.13
			Hourly	17.3300	18.2000	18.2000	19.1100	19.1100	20.0700	20.0700	21.0700	21.0700
Assistant Engineer	PAM	C25	Annual	82,596.80	86,736.00	91,083.20	95,638.40	100,422.40	105,435.20	110,697.60	113,464.00	116,292.80
			Monthly	6,883.07	7,228.00	7,590.27	7,969.87	8,368.53	8,786.27	9,224.80	9,455.33	9,691.07
			Hourly	39.7100	41.7000	43.7900	45.9800	48.2800	50.6900	53.2200	54.5500	55.9100
Assistant Network Administrator	PAM	C26	Annual	86,715.20	91,041.60	95,596.80	100,380.80	105,393.60	110,656.00	116,188.80	119,100.80	122,075.20
			Monthly	7,226.27	7,586.80	7,966.40	8,365.07	8,782.80	9,221.33	9,682.40	9,925.07	10,172.93
			Hourly	41.6900	43.7700	45.9600	48.2600	50.6700	53.2000	55.8600	57.2600	58.6900
Associate Engineer I	PAM	C28	Annual	95,617.60	100,401.60	105,414.40	110,676.80	116,209.60	122,012.80	128,107.20	131,310.40	134,596.80
			Monthly	7,968.13	8,366.80	8,784.53	9,223.07	9,684.13	10,167.73	10,675.60	10,942.53	11,216.40
			Hourly	45.9700	48.2700	50.6800	53.2100	55.8700	58.6600	61.5900	63.1300	64.7100
Associate Engineer II	PAM	C29	Annual	100,380.80	105,393.60	110,656.00	116,188.80	121,992.00	128,086.40	134,492.80	137,862.40	141,315.20
			Monthly	8,365.07	8,782.80	9,221.33	9,682.40	10,166.00	10,673.87	11,207.73	11,488.53	11,776.27
			Hourly	48.2600	50.6700	53.2000	55.8600	58.6500	61.5800	64.6600	66.2800	67.9400
Associate Planner	PAM	C25	Annual	82,596.80	86,736.00	91,083.20	95,638.40	100,422.40	105,435.20	110,697.60	113,464.00	116,292.80
			Monthly	6,883.07	7,228.00	7,590.27	7,969.87	8,368.53	8,786.27	9,224.80	9,455.33	9,691.07
			Hourly	39.7100	41.7000	43.7900	45.9800	48.2800	50.6900	53.2200	54.5500	55.9100
Audio Visual Technician	NE	C18	Annual	58,697.60	61,630.40	64,708.80	67,953.60	71,344.00	74,921.60	78,665.60	80,641.60	82,659.20
			Monthly	4,891.47	5,135.87	5,392.40	5,662.80	5,945.33	6,243.47	6,555.47	6,720.13	6,888.27
			Hourly	28.2200	29.6300	31.1100	32.6700	34.3000	36.0200	37.8200	38.7700	39.7400

Attachment: City Resolution 2023-XX (6224 : FISCAL YEAR 2023/24 FIRST QUARTER OPERATING & CIP

**CITY OF MORENO VALLEY**

**SALARY SCALE - CAREER POSITIONS**  
EFFECTIVE 11/07/23

TITLE	GRP	GRADE										
			A	B	C	D	E	F	G	H	I	
			5.0%		5.0%	5.0%	5.0%	5.0%	5.0%	2.5%	2.5%	
Banquet Facility Representative	PAM	C19	Annual	61,630.40	64,708.80	67,953.60	71,344.00	74,921.60	78,665.60	82,596.80	84,656.00	86,777.60
			Monthly	5,135.87	5,392.40	5,662.80	5,945.33	6,243.47	6,555.47	6,883.07	7,054.67	7,231.47
			Hourly	29.6300	31.1100	32.6700	34.3000	36.0200	37.8200	39.7100	40.7000	41.7200
Building Division Manager/Official	DMG	C34	Annual	137,488.00	144,372.80	151,590.40	159,161.60	167,128.00	175,489.60	184,267.20	188,864.00	193,585.60
			Monthly	11,457.33	12,031.07	12,632.53	13,263.47	13,927.33	14,624.13	15,355.60	15,738.67	16,132.13
			Hourly	66.1000	69.4100	72.8800	76.5200	80.3500	84.3700	88.5900	90.8000	93.0700
Building Inspector II	NE	C24	Annual	78,665.60	82,596.80	86,736.00	91,083.20	95,638.40	100,422.40	105,435.20	108,076.80	110,780.80
			Monthly	6,555.47	6,883.07	7,228.00	7,590.27	7,969.87	8,368.53	8,786.27	9,006.40	9,231.73
			Hourly	37.8200	39.7100	41.7000	43.7900	45.9800	48.2800	50.6900	51.9600	53.2600
Building Safety Supervisor	PAM	C27	Annual	91,062.40	95,617.60	100,401.60	105,414.40	110,676.80	116,209.60	122,012.80	125,070.40	128,190.40
			Monthly	7,588.53	7,968.13	8,366.80	8,784.53	9,223.07	9,684.13	10,167.73	10,422.53	10,682.53
			Hourly	43.7800	45.9700	48.2700	50.6800	53.2100	55.8700	58.6600	60.1300	61.6300
Business License Liaison	NE	C16	Annual	53,248.00	55,910.40	58,697.60	61,630.40	64,708.80	67,953.60	71,344.00	73,132.80	74,963.20
			Monthly	4,437.33	4,659.20	4,891.47	5,135.87	5,392.40	5,662.80	5,945.33	6,094.40	6,246.93
			Hourly	25.6000	26.8800	28.2200	29.6300	31.1100	32.6700	34.3000	35.1600	36.0400
Child Care Assistant	GRA	CC09	Annual	33,912.32	2,246.40	36,628.80	36,628.80	44,512.00	46,737.60	49,067.20	51,521.60	54,100.80
			Monthly	2,826.03	187.20	3,052.40	3,052.40	3,709.33	3,894.80	4,088.93	4,293.47	4,508.40
			Hourly	17.6100	18.4900	19.4100	20.3800	21.4000	22.4700	23.5900	24.7700	26.0100
Child Care Instructor II	GRA	CC11	Annual	39,561.60	41,537.60	43,617.60	45,801.60	48,089.60	50,502.40	53,019.20	54,350.40	55,702.40
			Monthly	3,296.80	3,461.47	3,634.80	3,816.80	4,007.47	4,208.53	4,418.27	4,529.20	4,641.87
			Hourly	19.0200	19.9700	20.9700	22.0200	23.1200	24.2800	25.4900	26.1300	26.7800
Child Care Program Manager	PAM	C19	Annual	61,630.40	64,708.80	67,953.60	71,344.00	74,921.60	78,665.60	82,596.80	84,656.00	86,777.60
			Monthly	5,135.87	5,392.40	5,662.80	5,945.33	6,243.47	6,555.47	6,883.07	7,054.67	7,231.47
			Hourly	29.6300	31.1100	32.6700	34.3000	36.0200	37.8200	39.7100	40.7000	41.7200
Child Care Site Supervisor	GRA	C15	Annual	50,710.40	53,248.00	55,910.40	58,697.60	61,630.40	64,708.80	67,953.60	69,659.20	71,406.40
			Monthly	4,225.87	4,437.33	4,659.20	4,891.47	5,135.87	5,392.40	5,662.80	5,804.93	5,950.53
			Hourly	24.3800	25.6000	26.8800	28.2200	29.6300	31.1100	32.6700	33.4900	34.3300
Community Enhancement Division Manager	DMG	C30	Annual	105,414.40	110,676.80	116,209.60	122,012.80	128,107.20	134,513.60	141,232.00	144,768.00	148,387.20
			Monthly	8,784.53	9,223.07	9,684.13	10,167.73	10,675.60	11,209.47	11,769.33	12,064.00	12,365.60
			Hourly	50.6800	53.2100	55.8700	58.6600	61.5900	64.6700	67.9000	69.6000	71.3400
Community Enhancement Officer I	NE	C18	Annual	58,697.60	61,630.40	64,708.80	67,953.60	71,344.00	74,921.60	78,665.60	80,641.60	82,659.20
			Monthly	4,891.47	5,135.87	5,392.40	5,662.80	5,945.33	6,243.47	6,555.47	6,720.13	6,888.27
			Hourly	28.2200	29.6300	31.1100	32.6700	34.3000	36.0200	37.8200	38.7700	39.7400
Community Enhancement Officer II	NE	C20	Annual	64,708.80	67,953.60	71,344.00	74,921.60	78,665.60	82,596.80	86,736.00	88,899.20	91,124.80
			Monthly	5,392.40	5,662.80	5,945.33	6,243.47	6,555.47	6,883.07	7,228.00	7,408.27	7,593.73
			Hourly	31.1100	32.6700	34.3000	36.0200	37.8200	39.7100	41.7000	42.7400	43.8100
Community Enhancement Supervisor	PAM	C23	Annual	74,921.60	78,665.60	82,596.80	86,736.00	91,083.20	95,638.40	100,422.40	102,939.20	105,518.40
			Monthly	6,243.47	6,555.47	6,883.07	7,228.00	7,590.27	7,969.87	8,368.53	8,578.27	8,793.20
			Hourly	36.0200	37.8200	39.7100	41.7000	43.7900	45.9800	48.2800	49.4900	50.7300

Attachment: City Resolution 2023-XX (6224 : FISCAL YEAR 2023/24 FIRST QUARTER OPERATING & CIP



**CITY OF MORENO VALLEY**

**SALARY SCALE - CAREER POSITIONS**  
EFFECTIVE 11/07/23

TITLE	GRP	GRADE										
			A	B	C	D	E	F	G	H	I	
			5.0%		5.0%	5.0%	5.0%	5.0%	5.0%	2.5%	2.5%	
Community Services Assistant Coordinator	NE	C08	Annual	36,046.40	37,856.00	39,748.80	41,745.60	43,825.60	46,009.60	48,318.40	49,524.80	50,772.80
			Monthly	3,003.87	3,154.67	3,312.40	3,478.80	3,652.13	3,834.13	4,026.53	4,127.07	4,231.07
			Hourly	17.3300	18.2000	19.1100	20.0700	21.0700	22.1200	23.2300	23.8100	24.4100
Community Services Coordinator	NE	C10	Annual	39,728.00	41,724.80	43,804.80	45,988.80	48,297.60	50,710.40	53,248.00	54,579.20	55,952.00
			Monthly	3,310.67	3,477.07	3,650.40	3,832.40	4,024.80	4,225.87	4,437.33	4,548.27	4,662.67
			Hourly	19.1000	20.0600	21.0600	22.1100	23.2200	24.3800	25.6000	26.2400	26.9000
Community Services Division Manager	DMG	C30	Annual	105,414.40	110,676.80	116,209.60	122,012.80	128,107.20	134,513.60	141,232.00	144,768.00	148,387.20
			Monthly	8,784.53	9,223.07	9,684.13	10,167.73	10,675.60	11,209.47	11,769.33	12,064.00	12,365.60
			Hourly	50.6800	53.2100	55.8700	58.6600	61.5900	64.6700	67.9000	69.6000	71.3400
Community Services Supervisor	PAM	C19	Annual	61,630.40	64,708.80	67,953.60	71,344.00	74,921.60	78,665.60	82,596.80	84,656.00	86,777.60
			Monthly	5,135.87	5,392.40	5,662.80	5,945.33	6,243.47	6,555.47	6,883.07	7,054.67	7,231.47
			Hourly	29.6300	31.1100	32.6700	34.3000	36.0200	37.8200	39.7100	40.7000	41.7200
Construction Inspector	NE	C22	Annual	71,344.00	74,921.60	78,665.60	82,596.80	86,736.00	91,083.20	95,638.40	98,030.40	100,484.80
			Monthly	5,945.33	6,243.47	6,555.47	6,883.07	7,228.00	7,590.27	7,969.87	8,169.20	8,373.73
			Hourly	34.3000	36.0200	37.8200	39.7100	41.7000	43.7900	45.9800	47.1300	48.3100
Construction Inspector Supervisor	PAM	C25	Annual	82,596.80	86,736.00	91,083.20	95,638.40	100,422.40	105,435.20	110,697.60	113,464.00	116,292.80
			Monthly	6,883.07	7,228.00	7,590.27	7,969.87	8,368.53	8,786.27	9,224.80	9,455.33	9,691.07
			Hourly	39.7100	41.7000	43.7900	45.9800	48.2800	50.6900	53.2200	54.5500	55.9100
Crossing Guard Supervisor	NE	C07	Annual	36,046.40	37,856.00	39,748.80	41,745.60	43,825.60	46,009.60	48,318.40	49,524.80	50,772.80
			Monthly	3,003.87	3,154.67	3,312.40	3,478.80	3,652.13	3,834.13	4,026.53	4,127.07	4,231.07
			Hourly	17.3300	18.2000	19.1100	20.0700	21.0700	22.1200	23.2300	23.8100	24.4100
Customer Service Manager	PAM	C26	Annual	86,715.20	91,041.60	95,596.80	100,380.80	105,393.60	110,656.00	116,188.80	119,100.80	122,075.20
			Monthly	7,226.27	7,586.80	7,966.40	8,365.07	8,782.80	9,221.33	9,682.40	9,925.07	10,172.93
			Hourly	41.6900	43.7700	45.9600	48.2600	50.6700	53.2000	55.8600	57.2600	58.6900
Deputy City Clerk	NE	C17	Annual	55,910.40	58,697.60	61,630.40	64,708.80	67,953.60	71,344.00	74,921.60	76,793.60	78,707.20
			Monthly	4,659.20	4,891.47	5,135.87	5,392.40	5,662.80	5,945.33	6,243.47	6,399.47	6,558.93
			Hourly	26.8800	28.2200	29.6300	31.1100	32.6700	34.3000	36.0200	36.9200	37.8400
Deputy City Manager	DMG	C30	Annual	105,414.40	110,676.80	116,209.60	122,012.80	128,107.20	134,513.60	141,232.00	144,768.00	148,387.20
			Monthly	8,784.53	9,223.07	9,684.13	10,167.73	10,675.60	11,209.47	11,769.33	12,064.00	12,365.60
			Hourly	50.6800	53.2100	55.8700	58.6600	61.5900	64.6700	67.9000	69.6000	71.3400
Deputy Compliance Director	DMG	C35	Annual	144,372.80	151,590.40	159,161.60	167,128.00	175,489.60	184,267.20	193,481.60	198,328.00	203,278.40
			Monthly	12,031.07	12,632.53	13,263.47	13,927.33	14,624.13	15,355.60	16,123.47	16,527.33	16,939.87
			Hourly	69.4100	72.8800	76.5200	80.3500	84.3700	88.5900	93.0200	95.3500	97.7300
Deputy Finance Director	DMG	C34	Annual	137,488.00	144,372.80	151,590.40	159,161.60	167,128.00	175,489.60	184,267.20	188,864.00	193,585.60
			Monthly	11,457.33	12,031.07	12,632.53	13,263.47	13,927.33	14,624.13	15,355.60	15,738.67	16,132.13
			Hourly	66.1000	69.4100	72.8800	76.5200	80.3500	84.3700	88.5900	90.8000	93.0700
Economic Development Division Manager	DMG	C30	Annual	105,414.40	110,676.80	116,209.60	122,012.80	128,107.20	134,513.60	141,232.00	144,768.00	148,387.20
			Monthly	8,784.53	9,223.07	9,684.13	10,167.73	10,675.60	11,209.47	11,769.33	12,064.00	12,365.60
			Hourly	50.6800	53.2100	55.8700	58.6600	61.5900	64.6700	67.9000	69.6000	71.3400

Attachment: City Resolution 2023-XX (6224 : FISCAL YEAR 2023/24 FIRST QUARTER OPERATING & CIP

**CITY OF MORENO VALLEY**

**SALARY SCALE - CAREER POSITIONS**  
EFFECTIVE 11/07/23

TITLE	GRP	GRADE										
			A	B	C	D	E	F	G	H	I	
			5.0%		5.0%	5.0%	5.0%	5.0%	5.0%	2.5%	2.5%	
Electric Utility Assistant Manager	PAM	C34	Annual	137,488.00	144,372.80	151,590.40	159,161.60	167,128.00	175,489.60	184,267.20	188,864.00	193,585.60
			Monthly	11,457.33	12,031.07	12,632.53	13,263.47	13,927.33	14,624.13	15,355.60	15,738.67	16,132.13
			Hourly	66.1000	69.4100	72.8800	76.5200	80.3500	84.3700	88.5900	90.8000	93.0700
Electric Utility Division Manager	DMG	C36	Annual	158,891.20	166,836.80	175,177.60	183,934.40	193,128.00	202,779.20	212,908.80	218,233.60	223,683.20
			Monthly	13,240.93	13,903.07	14,598.13	15,327.87	16,094.00	16,898.27	17,742.40	18,186.13	18,640.27
			Hourly	76.3900	80.2100	84.2200	88.4300	92.8500	97.4900	102.3600	104.9200	107.5400
Electric Utility Program Coordinator	PAM	C27	Annual	91,062.40	95,617.60	100,401.60	105,414.40	110,676.80	116,209.60	122,012.80	125,070.40	128,190.40
			Monthly	7,588.53	7,968.13	8,366.80	8,784.53	9,223.07	9,684.13	10,167.73	10,422.53	10,682.53
			Hourly	43.7800	45.9700	48.2700	50.6800	53.2100	55.8700	58.6600	60.1300	61.6300
Emergency Management Coordinator	PAM	C22	Annual	71,344.00	74,921.60	78,665.60	82,596.80	86,736.00	91,083.20	95,638.40	98,030.40	100,484.80
			Monthly	5,945.33	6,243.47	6,555.47	6,883.07	7,228.00	7,590.27	7,969.87	8,169.20	8,373.73
			Hourly	34.3000	36.0200	37.8200	39.7100	41.7000	43.7900	45.9800	47.1300	48.3100
Emergency Management & Volunteer Services Program Manager	DMG	C30	Annual	105,414.40	110,676.80	116,209.60	122,012.80	128,107.20	134,513.60	141,232.00	144,768.00	148,387.20
			Monthly	8,784.53	9,223.07	9,684.13	10,167.73	10,675.60	11,209.47	11,769.33	12,064.00	12,365.60
			Hourly	50.6800	53.2100	55.8700	58.6600	61.5900	64.6700	67.9000	69.6000	71.3400
Engineering Division Manager/Assistant City Engineer	DMG	C34	Annual	137,488.00	144,372.80	151,590.40	159,161.60	167,128.00	175,489.60	184,267.20	188,864.00	193,585.60
			Monthly	11,457.33	12,031.07	12,632.53	13,263.47	13,927.33	14,624.13	15,355.60	15,738.67	16,132.13
			Hourly	66.1000	69.4100	72.8800	76.5200	80.3500	84.3700	88.5900	90.8000	93.0700
Enterprise Systems Administrator	PAM	C31	Annual	110,676.80	116,209.60	122,012.80	128,107.20	134,513.60	141,232.00	148,304.00	152,006.40	155,812.80
			Monthly	9,223.07	9,684.13	10,167.73	10,675.60	11,209.47	11,769.33	12,358.67	12,667.20	12,984.40
			Hourly	53.2100	55.8700	58.6600	61.5900	64.6700	67.9000	71.3000	73.0800	74.9100
Equipment Operator	NE	C17	Annual	55,910.40	58,697.60	61,630.40	64,708.80	67,953.60	71,344.00	74,921.60	76,793.60	78,707.20
			Monthly	4,659.20	4,891.47	5,135.87	5,392.40	5,662.80	5,945.33	6,243.47	6,399.47	6,558.93
			Hourly	26.8800	28.2200	29.6300	31.1100	32.6700	34.3000	36.0200	36.9200	37.8400
Executive Assistant I	NE	C19	Annual	61,630.40	64,708.80	67,953.60	71,344.00	74,921.60	78,665.60	82,596.80	84,656.00	86,777.60
			Monthly	5,135.87	5,392.40	5,662.80	5,945.33	6,243.47	6,555.47	6,883.07	7,054.67	7,231.47
			Hourly	29.6300	31.1100	32.6700	34.3000	36.0200	37.8200	39.7100	40.7000	41.7200
Executive Assistant to Mayor/City Council	DMG	C30	Annual	105,414.40	110,676.80	116,209.60	122,012.80	128,107.20	134,513.60	141,232.00	144,768.00	148,387.20
			Monthly	8,784.53	9,223.07	9,684.13	10,167.73	10,675.60	11,209.47	11,769.33	12,064.00	12,365.60
			Hourly	50.6800	53.2100	55.8700	58.6600	61.5900	64.6700	67.9000	69.6000	71.3400
Facilities Maintenance Mechanic	NE	C15	Annual	50,710.40	53,248.00	55,910.40	58,697.60	61,630.40	64,708.80	67,953.60	68,659.20	71,406.40
			Monthly	4,225.87	4,437.33	4,659.20	4,891.47	5,135.87	5,392.40	5,662.80	5,804.93	5,950.53
			Hourly	24.3800	25.6000	26.8800	28.2200	29.6300	31.1100	32.6700	33.4900	34.3300
Facilities Maintenance Worker	NE	C13	Annual	45,988.80	48,297.60	50,710.40	53,248.00	55,910.40	58,697.60	61,630.40	63,169.60	64,750.40
			Monthly	3,832.40	4,024.80	4,225.87	4,437.33	4,659.20	4,891.47	5,135.87	5,264.13	5,395.87
			Hourly	22.1100	23.2200	24.3800	25.6000	26.8800	28.2200	29.6300	30.3700	31.1300
Financial Operations Division Manager	DMG	C33	Annual	127,899.20	134,284.80	141,003.20	148,054.40	155,459.20	163,238.40	171,392.00	175,676.80	180,065.60
			Monthly	10,658.27	11,190.40	11,750.27	12,337.87	12,954.93	13,603.20	14,282.67	14,639.73	15,005.47
			Hourly	61.4900	64.5600	67.7900	71.1800	74.7400	78.4800	82.4000	84.4600	86.5700

Attachment: City Resolution 2023-XX (6224 : FISCAL YEAR 2023/24 FIRST QUARTER OPERATING & CIP

**CITY OF MORENO VALLEY**

**SALARY SCALE - CAREER POSITIONS**  
EFFECTIVE 11/07/23

TITLE	GRP	GRADE		SALARY RANGES								
				A	B	C	D	E	F	G	H	I
				5.0%	5.0%	5.0%	5.0%	5.0%	5.0%	5.0%	2.5%	2.5%
Financial Resources Division Manager	DMG	C33	Annual	127,899.20	134,284.80	141,003.20	148,054.40	155,459.20	163,238.40	171,392.00	175,676.80	180,065.60
			Monthly	10,658.27	11,190.40	11,750.27	12,337.87	12,954.93	13,603.20	14,282.67	14,639.73	15,005.47
			Hourly	61.4900	64.5600	67.7900	71.1800	74.7400	78.4800	82.4000	84.4600	86.5700
Fleet & Facilities Division Manager	DMG	C31	Annual	110,676.80	116,209.60	122,012.80	128,107.20	134,513.60	141,232.00	148,304.00	152,006.40	155,812.80
			Monthly	9,223.07	9,684.13	10,167.73	10,675.60	11,209.47	11,769.33	12,358.67	12,667.20	12,984.40
			Hourly	53.2100	55.8700	58.6600	61.5900	64.6700	67.9000	71.3000	73.0800	74.9100
Fleet & Facilities Maintenance Supervisor	PAM	C27	Annual	91,062.40	95,617.60	100,401.60	105,414.40	110,676.80	116,209.60	122,012.80	125,070.40	128,190.40
			Monthly	7,588.53	7,968.13	8,366.80	8,784.53	9,223.07	9,684.13	10,167.73	10,422.53	10,682.53
			Hourly	43.7800	45.9700	48.2700	50.6800	53.2100	55.8700	58.6600	60.1300	61.6300
GIS Administrator	PAM	C29	Annual	100,380.80	105,393.60	110,656.00	116,188.80	121,992.00	128,086.40	134,492.80	137,862.40	141,315.20
			Monthly	8,365.07	8,782.80	9,221.33	9,682.40	10,166.00	10,673.87	11,207.73	11,488.53	11,776.27
			Hourly	48.2600	50.6700	53.2000	55.8600	58.6500	61.5800	64.6600	66.2800	67.9400
GIS Applications Analyst	PAM	C25	Annual	82,596.80	86,736.00	91,083.20	95,638.40	100,422.40	105,435.20	110,697.60	113,464.00	116,292.80
			Monthly	6,883.07	7,228.00	7,590.27	7,969.87	8,368.53	8,786.27	9,224.80	9,455.33	9,691.07
			Hourly	39.7100	41.7000	43.7900	45.9800	48.2800	50.6900	53.2200	54.5500	55.9100
GIS Specialist	NE	C21	Annual	67,953.60	71,344.00	74,921.60	78,685.60	82,596.80	86,736.00	91,083.20	93,350.40	95,680.00
			Monthly	5,662.80	5,945.33	6,243.47	6,555.47	6,883.07	7,228.00	7,590.27	7,779.20	7,973.33
			Hourly	32.6700	34.3000	36.0200	37.8200	39.7100	41.7000	43.7900	44.8800	46.0000
Grants Division Manager	DMG	C33	Annual	127,899.20	134,284.80	141,003.20	148,054.40	155,459.20	163,238.40	171,392.00	175,676.80	180,065.60
			Monthly	10,658.27	11,190.40	11,750.27	12,337.87	12,954.93	13,603.20	14,282.67	14,639.73	15,005.47
			Hourly	61.4900	64.5600	67.7900	71.1800	74.7400	78.4800	82.4000	84.4600	86.5700
Human Resources Analyst	PAM	C24	Annual	78,665.60	82,596.80	86,736.00	91,083.20	95,638.40	100,422.40	105,435.20	108,076.80	110,780.80
			Monthly	6,555.47	6,883.07	7,228.00	7,590.27	7,969.87	8,368.53	8,786.27	9,006.40	9,231.73
			Hourly	37.8200	39.7100	41.7000	43.7900	45.9800	48.2800	50.6900	51.9600	53.2600
Human Resources Division Manager	DMG	C34	Annual	137,488.00	144,372.80	151,590.40	159,161.60	167,128.00	175,489.60	184,267.20	188,864.00	193,585.60
			Monthly	11,457.33	12,031.07	12,632.53	13,263.47	13,927.33	14,624.13	15,355.60	15,738.67	16,132.13
			Hourly	66.1000	69.4100	72.8800	76.5200	80.3500	84.3700	88.5900	90.8000	93.0700
Human Resources Technician	NE	C22	Annual	71,344.00	74,921.60	78,665.60	82,596.80	86,736.00	91,083.20	95,638.40	98,030.40	100,484.80
			Monthly	5,945.33	6,243.47	6,555.47	6,883.07	7,228.00	7,590.27	7,969.87	8,169.20	8,373.73
			Hourly	34.3000	36.0200	37.8200	39.7100	41.7000	43.7900	45.9800	47.1300	48.3100
Information Technology Technician	NE	C20	Annual	64,708.80	67,953.60	71,344.00	74,921.60	78,665.60	82,596.80	86,736.00	88,899.20	91,124.80
			Monthly	5,392.40	5,662.80	5,945.33	6,243.47	6,555.47	6,883.07	7,228.00	7,408.27	7,593.73
			Hourly	31.1100	32.6700	34.3000	36.0200	37.8200	39.7100	41.7000	42.7400	43.8100
Landscape Services Inspector	NE	C18	Annual	58,697.60	61,630.40	64,708.80	67,953.60	71,344.00	74,921.60	78,665.60	80,641.60	82,659.20
			Monthly	4,891.47	5,135.87	5,392.40	5,662.80	5,945.33	6,243.47	6,555.47	6,720.13	6,888.27
			Hourly	28.2200	29.6300	31.1100	32.6700	34.3000	36.0200	37.8200	38.7700	39.7400
Lead Facilities Maintenance Worker	NE	C18	Annual	58,697.60	61,630.40	64,708.80	67,953.60	71,344.00	74,921.60	78,665.60	80,641.60	82,659.20
			Monthly	4,891.47	5,135.87	5,392.40	5,662.80	5,945.33	6,243.47	6,555.47	6,720.13	6,888.27
			Hourly	28.2200	29.6300	31.1100	32.6700	34.3000	36.0200	37.8200	38.7700	39.7400

Attachment: City Resolution 2023-XX (6224 : FISCAL YEAR 2023/24 FIRST QUARTER OPERATING & CIP

**CITY OF MORENO VALLEY**

**SALARY SCALE - CAREER POSITIONS**  
EFFECTIVE 11/07/23

TITLE	GRP	GRADE										
			A	B	C	D	E	F	G	H	I	
				5.0%	5.0%	5.0%	5.0%	5.0%	5.0%	5.0%	2.5%	2.5%
Lead Maintenance Worker	NE	C19	Annual	61,630.40	64,708.80	67,953.60	71,344.00	74,921.60	78,665.60	82,596.80	84,656.00	86,777.60
			Monthly	5,135.87	5,392.40	5,662.80	5,945.33	6,243.47	6,555.47	6,883.07	7,054.67	7,231.47
			Hourly	29.6300	31.1100	32.6700	34.3000	36.0200	37.8200	39.7100	40.7000	41.7200
Lead Parks Maintenance Worker	NE	C15	Annual	50,710.40	53,248.00	55,910.40	58,697.60	61,630.40	64,708.80	67,953.60	69,659.20	71,406.40
			Monthly	4,225.87	4,437.33	4,659.20	4,891.47	5,135.87	5,392.40	5,662.80	5,804.93	5,950.53
			Hourly	24.3800	25.6000	26.8800	28.2200	29.6300	31.1100	32.6700	33.4900	34.3300
Lead Traffic Sign/Marking Technician	NE	C18	Annual	58,697.60	61,630.40	64,708.80	67,953.60	71,344.00	74,921.60	78,665.60	80,641.60	82,659.20
			Monthly	4,891.47	5,135.87	5,392.40	5,662.80	5,945.33	6,243.47	6,555.47	6,720.13	6,888.27
			Hourly	28.2200	29.6300	31.1100	32.6700	34.3000	36.0200	37.8200	38.7700	39.7400
Lead Vehicle/Equipment Technician	NE	C19	Annual	61,630.40	64,708.80	67,953.60	71,344.00	74,921.60	78,665.60	82,596.80	84,656.00	86,777.60
			Monthly	5,135.87	5,392.40	5,662.80	5,945.33	6,243.47	6,555.47	6,883.07	7,054.67	7,231.47
			Hourly	29.6300	31.1100	32.6700	34.3000	36.0200	37.8200	39.7100	40.7000	41.7200
Maintenance & Operations Division Manager	DMG	C31	Annual	110,676.80	116,209.60	122,012.80	128,107.20	134,513.60	141,232.00	148,304.00	152,006.40	155,812.80
			Monthly	9,223.07	9,684.13	10,167.73	10,675.60	11,209.47	11,769.33	12,358.67	12,667.20	12,984.40
			Hourly	53.2100	55.8700	58.6600	61.5900	64.6700	67.9000	71.3000	73.0800	74.9100
Maintenance Worker I	NE	C12	Annual	43,804.80	45,988.80	48,297.60	50,710.40	53,248.00	55,910.40	58,697.60	60,174.40	61,672.00
			Monthly	3,650.40	3,832.40	4,024.80	4,225.87	4,437.33	4,659.20	4,891.47	5,014.53	5,139.33
			Hourly	21.0600	22.1100	23.2200	24.3800	25.6000	26.8800	28.2200	28.9300	29.6500
Maintenance Worker II	NE	C15	Annual	50,710.40	53,248.00	55,910.40	58,697.60	61,630.40	64,708.80	67,953.60	69,659.20	71,406.40
			Monthly	4,225.87	4,437.33	4,659.20	4,891.47	5,135.87	5,392.40	5,662.80	5,804.93	5,950.53
			Hourly	24.3800	25.6000	26.8800	28.2200	29.6300	31.1100	32.6700	33.4900	34.3300
Maintenance Worker/Work Release Coordinator	NE	C16	Annual	53,248.00	55,910.40	58,697.60	61,630.40	64,708.80	67,953.60	71,344.00	73,132.80	74,963.20
			Monthly	4,437.33	4,659.20	4,891.47	5,135.87	5,392.40	5,662.80	5,945.33	6,094.40	6,246.93
			Hourly	25.6000	26.8800	28.2200	29.6300	31.1100	32.6700	34.3000	35.1600	36.0400
Management Aide	NE	C18	Annual	58,697.60	61,630.40	64,708.80	67,953.60	71,344.00	74,921.60	78,665.60	80,641.60	82,659.20
			Monthly	4,891.47	5,135.87	5,392.40	5,662.80	5,945.33	6,243.47	6,555.47	6,720.13	6,888.27
			Hourly	28.2200	29.6300	31.1100	32.6700	34.3000	36.0200	37.8200	38.7700	39.7400
Management Analyst	PAM	C24	Annual	78,665.60	82,596.80	86,736.00	91,083.20	95,638.40	100,422.40	105,435.20	108,076.80	110,780.80
			Monthly	6,555.47	6,883.07	7,228.00	7,590.27	7,969.87	8,368.53	8,786.27	9,006.40	9,231.73
			Hourly	37.8200	39.7100	41.7000	43.7900	45.9800	48.2800	50.6900	51.9600	53.2600
Management Assistant	PAM	C22	Annual	71,344.00	74,921.60	78,665.60	82,596.80	86,736.00	91,083.20	95,638.40	98,030.40	100,484.80
			Monthly	5,945.33	6,243.47	6,555.47	6,883.07	7,228.00	7,590.27	7,969.87	8,169.20	8,373.73
			Hourly	34.3000	36.0200	37.8200	39.7100	41.7000	43.7900	45.9800	47.1300	48.3100
Media & Communications Division Manager	DMG	C33	Annual	127,899.20	134,284.80	141,003.20	148,054.40	155,459.20	163,238.40	171,392.00	175,676.80	180,065.60
			Monthly	10,658.27	11,190.40	11,750.27	12,337.87	12,954.93	13,603.20	14,282.67	14,639.73	15,005.47
			Hourly	61.4900	64.5600	67.9000	71.1800	74.7400	78.4800	82.4000	84.4600	86.5700
Network Administrator	PAM	C31	Annual	110,676.80	116,209.60	122,012.80	128,107.20	134,513.60	141,232.00	148,304.00	152,006.40	155,812.80
			Monthly	9,223.07	9,684.13	10,167.73	10,675.60	11,209.47	11,769.33	12,358.67	12,667.20	12,984.40
			Hourly	53.2100	55.8700	58.6600	61.5900	64.6700	67.9000	71.3000	73.0800	74.9100

Attachment: City Resolution 2023-XX (6224 : FISCAL YEAR 2023/24 FIRST QUARTER OPERATING & CIP

**CITY OF MORENO VALLEY**

**SALARY SCALE - CAREER POSITIONS**  
EFFECTIVE 11/07/23

TITLE	GRP	GRADE										
			A	B	C	D	E	F	G	H	I	
			5.0%		5.0%	5.0%	5.0%	5.0%	5.0%	2.5%	2.5%	
Network & Systems Specialist	PAM	C24	Annual	78,665.60	82,596.80	86,736.00	91,083.20	95,638.40	100,422.40	105,435.20	108,076.80	110,780.80
			Monthly	6,555.47	6,883.07	7,228.00	7,590.27	7,969.87	8,368.53	8,786.27	9,006.40	9,231.73
			Hourly	37.8200	39.7100	41.7000	43.7900	45.9800	48.2800	50.6900	51.9600	53.2600
Paralegal	NE	C20	Annual	64,708.80	67,953.60	71,344.00	74,921.60	78,665.60	82,596.80	86,736.00	88,899.20	91,124.80
			Monthly	5,392.40	5,662.80	5,945.33	6,243.47	6,555.47	6,883.07	7,228.00	7,408.27	7,593.73
			Hourly	31.1100	32.6700	34.3000	36.0200	37.8200	39.7100	41.7000	42.7400	43.8100
Park Ranger	NE	C16	Annual	53,248.00	55,910.40	58,697.60	61,630.40	64,708.80	67,953.60	71,344.00	73,132.80	74,963.20
			Monthly	4,437.33	4,659.20	4,891.47	5,135.87	5,392.40	5,662.80	5,945.33	6,094.40	6,246.93
			Hourly	25.6000	26.8800	28.2200	29.6300	31.1100	32.6700	34.3000	35.1600	36.0400
Parking Control Officer	NE	C12	Annual	43,804.80	45,988.80	48,297.60	50,710.40	53,248.00	55,910.40	58,697.60	60,174.40	61,672.00
			Monthly	3,650.40	3,832.40	4,024.80	4,225.87	4,437.33	4,659.20	4,891.47	5,014.53	5,139.33
			Hourly	21.0600	22.1100	23.2200	24.3800	25.6000	26.8800	28.2200	28.9300	29.6500
Parks & Community Services Administration & Financial Services Division Manager	DMG	C30	Annual	105,414.40	110,676.80	116,209.60	122,012.80	128,107.20	134,513.60	141,232.00	144,768.00	148,387.20
			Monthly	8,784.53	9,223.07	9,684.13	10,167.73	10,675.60	11,209.47	11,769.33	12,064.00	12,365.60
			Hourly	50.6800	53.2100	55.8700	58.6600	61.5900	64.6700	67.9000	69.6000	71.3400
Parks & Landscape Services Division Manager	DMG	C31	Annual	110,676.80	116,209.60	122,012.80	128,107.20	134,513.60	141,232.00	148,304.00	152,006.40	155,812.80
			Monthly	9,223.07	9,684.13	10,167.73	10,675.60	11,209.47	11,769.33	12,358.67	12,667.20	12,984.40
			Hourly	53.2100	55.8700	58.6600	61.5900	64.6700	67.9000	71.3000	73.0800	74.9100
Parks Maintenance Supervisor	PAM	C25	Annual	82,596.80	86,736.00	91,083.20	95,638.40	100,422.40	105,435.20	110,697.60	113,464.00	116,292.80
			Monthly	6,883.07	7,228.00	7,590.27	7,969.87	8,368.53	8,786.27	9,224.80	9,455.33	9,691.07
			Hourly	39.7100	41.7000	43.7900	45.9800	48.2800	50.6900	53.2200	54.5500	55.9100
Parks Maintenance Worker	NE	C12	Annual	43,804.80	45,988.80	48,297.60	50,710.40	53,248.00	55,910.40	58,697.60	60,174.40	61,672.00
			Monthly	3,650.40	3,832.40	4,024.80	4,225.87	4,437.33	4,659.20	4,891.47	5,014.53	5,139.33
			Hourly	21.0600	22.1100	23.2200	24.3800	25.6000	26.8800	28.2200	28.9300	29.6500
Parks Project Manager	PAM	C25	Annual	82,596.80	86,736.00	91,083.20	95,638.40	100,422.40	105,435.20	110,697.60	113,464.00	116,292.80
			Monthly	6,883.07	7,228.00	7,590.27	7,969.87	8,368.53	8,786.27	9,224.80	9,455.33	9,691.07
			Hourly	39.7100	41.7000	43.7900	45.9800	48.2800	50.6900	53.2200	54.5500	55.9100
Payroll Supervisor	PAM	C26	Annual	86,715.20	91,041.60	95,596.80	100,380.80	105,393.60	110,656.00	116,188.80	119,100.80	122,075.20
			Monthly	7,226.27	7,586.80	7,966.40	8,365.07	8,782.80	9,221.33	9,682.40	9,925.07	10,172.93
			Hourly	41.6900	43.7700	45.9600	48.2600	50.6700	53.2000	55.8600	57.2600	58.6900
Permit Technician	NE	C18	Annual	58,697.60	61,630.40	64,708.80	67,953.60	71,344.00	74,921.60	78,665.60	80,641.60	82,669.20
			Monthly	4,891.47	5,135.87	5,392.40	5,662.80	5,945.33	6,243.47	6,555.47	6,720.13	6,888.27
			Hourly	28.2200	29.6300	31.1100	32.6700	34.3000	36.0200	37.8200	38.7700	39.7400
Planning Division Manager/Official	DMG	C34	Annual	137,488.00	144,372.80	151,590.40	159,161.60	167,128.00	175,489.60	184,267.20	188,864.00	193,585.60
			Monthly	11,457.33	12,031.07	12,632.53	13,263.47	13,927.33	14,624.13	15,355.60	15,738.67	16,132.13
			Hourly	66.1000	69.4100	72.8800	76.5200	80.3500	84.3700	88.5900	90.8000	93.0700
Power Supply Manager	PAM	C29	Annual	100,380.80	105,393.60	110,656.00	116,188.80	121,992.00	128,086.40	134,492.80	137,862.40	141,315.20
			Monthly	8,365.07	8,782.80	9,221.33	9,682.40	10,166.00	10,673.87	11,207.73	11,488.53	11,776.27
			Hourly	48.2600	50.6700	53.2000	55.8600	58.6500	61.5800	64.6600	66.2800	67.9400

Attachment: City Resolution 2023-XX (6224 : FISCAL YEAR 2023/24 FIRST QUARTER OPERATING & CIP

**CITY OF MORENO VALLEY**

**SALARY SCALE - CAREER POSITIONS**  
EFFECTIVE 11/07/23

TITLE	GRP	GRADE										
			A	B	C	D	E	F	G	H	I	
			5.0%		5.0%	5.0%	5.0%	5.0%	5.0%	2.5%	2.5%	
Principal Accountant	PAM	C28	Annual	95,617.60	100,401.60	105,414.40	110,676.80	116,209.60	122,012.80	128,107.20	131,310.40	134,596.80
			Monthly	7,968.13	8,366.80	8,784.53	9,223.07	9,684.13	10,167.73	10,675.60	10,942.53	11,216.40
			Hourly	45.9700	48.2700	50.6800	53.2100	55.8700	58.6600	61.5900	63.1300	64.7100
Principal Engineer	DMG	C33	Annual	127,899.20	134,284.80	141,003.20	148,054.40	155,459.20	163,238.40	171,392.00	175,676.80	180,065.60
			Monthly	10,658.27	11,190.40	11,750.27	12,337.87	12,954.93	13,603.20	14,282.67	14,639.73	15,005.47
			Hourly	61.4900	64.5600	67.7900	71.1800	74.7400	78.4800	82.4000	84.4600	86.5700
Principal Engineer/City Traffic Engineer	DMG	C33	Annual	127,899.20	134,284.80	141,003.20	148,054.40	155,459.20	163,238.40	171,392.00	175,676.80	180,065.60
			Monthly	10,658.27	11,190.40	11,750.27	12,337.87	12,954.93	13,603.20	14,282.67	14,639.73	15,005.47
			Hourly	61.4900	64.5600	67.7900	71.1800	74.7400	78.4800	82.4000	84.4600	86.5700
Principal Planner	PAM	C33	Annual	127,899.20	134,284.80	141,003.20	148,054.40	155,459.20	163,238.40	171,392.00	175,676.80	180,065.60
			Monthly	10,658.27	11,190.40	11,750.27	12,337.87	12,954.93	13,603.20	14,282.67	14,639.73	15,005.47
			Hourly	61.4900	64.5600	67.7900	71.1800	74.7400	78.4800	82.4000	84.4600	86.5700
Program Analyst	PAM	C24	Annual	78,665.60	82,596.80	86,736.00	91,083.20	95,638.40	100,422.40	105,435.20	108,076.80	110,780.80
			Monthly	6,555.47	6,883.07	7,228.00	7,590.27	7,969.87	8,368.53	8,786.27	9,006.40	9,231.73
			Hourly	37.8200	39.7100	41.7000	43.7900	45.9800	48.2800	50.6900	51.9600	53.2600
Public Information/Intergovernmental Relations Officer	PAM	C28	Annual	95,617.60	100,401.60	105,414.40	110,676.80	116,209.60	122,012.80	128,107.20	131,310.40	134,596.80
			Monthly	7,968.13	8,366.80	8,784.53	9,223.07	9,684.13	10,167.73	10,675.60	10,942.53	11,216.40
			Hourly	45.9700	48.2700	50.6800	53.2100	55.8700	58.6600	61.5900	63.1300	64.7100
Public Safety Contracts Administrator	DMG	C30	Annual	105,414.40	110,676.80	116,209.60	122,012.80	128,107.20	134,513.60	141,232.00	144,768.00	148,387.20
			Monthly	8,784.53	9,223.07	9,684.13	10,167.73	10,675.60	11,209.47	11,769.33	12,064.00	12,365.60
			Hourly	50.6800	53.2100	55.8700	58.6600	61.5900	64.6700	67.9000	69.6000	71.3400
Purchasing Division Manager	DMG	C32	Annual	118,976.00	124,924.80	131,164.80	137,716.80	144,601.60	151,840.00	159,432.00	163,425.60	167,502.40
			Monthly	9,914.67	10,410.40	10,930.40	11,476.40	12,050.13	12,653.33	13,286.00	13,618.80	13,958.53
			Hourly	57.2000	60.0600	63.0600	66.2100	69.5200	73.0000	76.6500	78.5700	80.5300
Recycling Specialist	NE	C16	Annual	53,248.00	55,910.40	58,697.60	61,630.40	64,708.80	67,953.60	71,344.00	73,132.80	74,963.20
			Monthly	4,437.33	4,659.20	4,891.47	5,135.87	5,392.40	5,662.80	5,945.33	6,094.40	6,246.93
			Hourly	25.6000	26.8800	28.2200	29.6300	31.1100	32.6700	34.3000	35.1600	36.0400
Registered Veterinary Technician	NE	C16	Annual	53,248.00	55,910.40	58,697.60	61,630.40	64,708.80	67,953.60	71,344.00	73,132.80	74,963.20
			Monthly	4,437.33	4,659.20	4,891.47	5,135.87	5,392.40	5,662.80	5,945.33	6,094.40	6,246.93
			Hourly	25.6000	26.8800	28.2200	29.6300	31.1100	32.6700	34.3000	35.1600	36.0400
Security Guard	NE	C08	Annual	36,046.40	37,856.00	39,748.80	41,745.60	43,825.60	46,009.60	48,318.40	49,524.80	50,772.80
			Monthly	3,003.87	3,154.67	3,312.40	3,478.80	3,652.13	3,834.13	4,026.53	4,127.07	4,231.07
			Hourly	17.3300	18.2000	19.1100	20.0700	21.0700	22.1200	23.2300	23.8100	24.4100
Senior Accountant	PAM	C25	Annual	82,596.80	86,736.00	91,083.20	95,638.40	100,422.40	105,435.20	110,697.60	113,464.00	116,292.80
			Monthly	6,883.07	7,228.00	7,590.27	7,969.87	8,368.53	8,786.27	9,224.80	9,455.33	9,691.07
			Hourly	39.7100	41.7000	43.7900	45.9800	48.2800	50.6900	53.2200	54.5500	55.9100
Senior Administrative Assistant	NE	C17	Annual	55,910.40	58,697.60	61,630.40	64,708.80	67,953.60	71,344.00	74,921.60	76,793.60	78,707.20
			Monthly	4,659.20	4,891.47	5,135.87	5,392.40	5,662.80	5,945.33	6,243.47	6,399.47	6,558.93
			Hourly	26.8800	28.2200	29.6300	31.1100	32.6700	34.3000	36.0200	36.9200	37.8400

Attachment: City Resolution 2023-XX (6224 : FISCAL YEAR 2023/24 FIRST QUARTER OPERATING & CIP

**CITY OF MORENO VALLEY**

**SALARY SCALE - CAREER POSITIONS**  
EFFECTIVE 11/07/23

TITLE	GRP	GRADE										
			A	B	C	D	E	F	G	H	I	
			5.0%		5.0%	5.0%	5.0%	5.0%	5.0%	5.0%	2.5%	2.5%
Senior Applications Analyst	PAM	C27	Annual	91,062.40	95,617.60	100,401.60	105,414.40	110,676.80	116,209.60	122,012.80	125,070.40	128,190.40
			Monthly	7,588.53	7,968.13	8,366.80	8,784.53	9,223.07	9,684.13	10,167.73	10,422.53	10,682.53
			Hourly	43.7800	45.9700	48.2700	50.6800	53.2100	55.8700	58.6600	60.1300	61.6300
Senior Building Inspector	PAM	C25	Annual	82,596.80	86,736.00	91,083.20	95,638.40	100,422.40	105,435.20	110,697.60	113,464.00	116,292.80
			Monthly	6,883.07	7,228.00	7,590.27	7,969.87	8,368.53	8,786.27	9,224.80	9,455.33	9,691.07
			Hourly	39.7100	41.7000	43.7900	45.9800	48.2800	50.6900	53.2200	54.5500	55.9100
Senior Community Enhancement Officer	PAM	C22	Annual	71,344.00	74,921.60	78,665.60	82,596.80	86,736.00	91,083.20	95,638.40	98,030.40	100,484.80
			Monthly	5,945.33	6,243.47	6,555.47	6,883.07	7,228.00	7,590.27	7,969.87	8,169.20	8,373.73
			Hourly	34.3000	36.0200	37.8200	39.7100	41.7000	43.7900	45.9800	47.1300	48.3100
Senior Construction Inspector	PAM	C23	Annual	74,921.60	78,665.60	82,596.80	86,736.00	91,083.20	95,638.40	100,422.40	102,939.20	105,518.40
			Monthly	6,243.47	6,555.47	6,883.07	7,228.00	7,590.27	7,969.87	8,368.53	8,578.27	8,793.20
			Hourly	36.0200	37.8200	39.7100	41.7000	43.7900	45.9800	48.2800	49.4900	50.7300
Senior Deputy City Clerk	DMG	C30	Annual	105,414.40	110,676.80	116,209.60	122,012.80	128,107.20	134,513.60	141,232.00	144,768.00	148,387.20
			Monthly	8,784.53	9,223.07	9,684.13	10,167.73	10,675.60	11,209.47	11,769.33	12,064.00	12,365.60
			Hourly	50.6800	53.2100	55.8700	58.6600	61.5900	64.6700	67.9000	69.6000	71.3400
Senior Electrical Engineer	PAM	C31	Annual	110,676.80	116,209.60	122,012.80	128,107.20	134,513.60	141,232.00	148,304.00	152,006.40	155,812.80
			Monthly	9,223.07	9,684.13	10,167.73	10,675.60	11,209.47	11,769.33	12,358.67	12,667.20	12,984.40
			Hourly	53.2100	55.8700	58.6600	61.5900	64.6700	67.9000	71.3000	73.0800	74.9100
Senior Engineer, P.E.	PAM	C31	Annual	110,676.80	116,209.60	122,012.80	128,107.20	134,513.60	141,232.00	148,304.00	152,006.40	155,812.80
			Monthly	9,223.07	9,684.13	10,167.73	10,675.60	11,209.47	11,769.33	12,358.67	12,667.20	12,984.40
			Hourly	53.2100	55.8700	58.6600	61.5900	64.6700	67.9000	71.3000	73.0800	74.9100
Senior Equipment Operator	NE	C18	Annual	58,697.60	61,630.40	64,708.80	67,953.60	71,344.00	74,921.60	78,665.60	80,641.60	82,659.20
			Monthly	4,891.47	5,135.87	5,392.40	5,662.80	5,945.33	6,243.47	6,555.47	6,720.13	6,888.27
			Hourly	28.2200	29.6300	31.1100	32.6700	34.3000	36.0200	37.8200	38.7700	39.7400
Senior Graphics Designer	NE	C19	Annual	61,630.40	64,708.80	67,953.60	71,344.00	74,921.60	78,665.60	82,596.80	84,656.00	86,777.60
			Monthly	5,135.87	5,392.40	5,662.80	5,945.33	6,243.47	6,555.47	6,883.07	7,054.67	7,231.47
			Hourly	29.6300	31.1100	32.6700	34.3000	36.0200	37.8200	39.7100	40.7000	41.7200
Senior Human Resources Analyst	PAM	C27	Annual	91,062.40	95,617.60	100,401.60	105,414.40	110,676.80	116,209.60	122,012.80	125,070.40	128,190.40
			Monthly	7,588.53	7,968.13	8,366.80	8,784.53	9,223.07	9,684.13	10,167.73	10,422.53	10,682.53
			Hourly	43.7800	45.9700	48.2700	50.6800	53.2100	55.8700	58.6600	60.1300	61.6300
Senior Landscape Services Inspector	PAM	C20	Annual	64,708.80	67,953.60	71,344.00	74,921.60	78,665.60	82,596.80	86,736.00	88,899.20	91,124.80
			Monthly	5,392.40	5,662.80	5,945.33	6,243.47	6,555.47	6,883.07	7,228.00	7,408.27	7,593.73
			Hourly	31.1100	32.6700	34.3000	36.0200	37.8200	39.7100	41.7000	42.7400	43.8100
Senior Management Analyst	PAM	C27	Annual	91,062.40	95,617.60	100,401.60	105,414.40	110,676.80	116,209.60	122,012.80	125,070.40	128,190.40
			Monthly	7,588.53	7,968.13	8,366.80	8,784.53	9,223.07	9,684.13	10,167.73	10,422.53	10,682.53
			Hourly	43.7800	45.9700	48.2700	50.6800	53.2100	55.8700	58.6600	60.1300	61.6300
Senior Office Assistant	NE	C13	Annual	45,988.80	48,297.60	50,710.40	53,248.00	55,910.40	58,697.60	61,630.40	63,169.60	64,750.40
			Monthly	3,832.40	4,024.80	4,225.87	4,437.33	4,659.20	4,891.47	5,135.87	5,264.13	5,395.87
			Hourly	22.1100	23.2200	24.3800	25.6000	26.8800	28.2200	29.6300	30.3700	31.1300

Attachment: City Resolution 2023-XX (6224 : FISCAL YEAR 2023/24 FIRST QUARTER OPERATING & CIP

**CITY OF MORENO VALLEY**

**SALARY SCALE - CAREER POSITIONS**  
EFFECTIVE 11/07/23

TITLE	GRP	GRADE															
			A	B	C	D	E	F	G	H	I						
			5.0%		5.0%		5.0%		5.0%		5.0%		2.5%		2.5%		
Senior Parking Control Officer	NE	C14	Annual	48,297.60	50,710.40	53,248.00	55,910.40	58,697.60	61,630.40	64,708.80	66,331.20	67,995.20					
			Monthly	4,024.80	4,225.87	4,437.33	4,659.20	4,891.47	5,135.87	5,392.40	5,527.60	5,666.27					
			Hourly	23.2200	24.3800	25.6000	26.8800	28.2200	29.6300	31.1100	31.8900	32.6900					
Senior Parks Maintenance Technician	NE	C19	Annual	61,630.40	64,708.80	67,953.60	71,344.00	74,921.60	78,665.60	82,596.80	84,656.00	86,777.60					
			Monthly	5,135.87	5,392.40	5,662.80	5,945.33	6,243.47	6,555.47	6,883.07	7,054.67	7,231.47					
			Hourly	29.6300	31.1100	32.6700	34.3000	36.0200	37.8200	39.7100	40.7000	41.7200					
Senior Payroll Technician	NE	C18	Annual	58,697.60	61,630.40	64,708.80	67,953.60	71,344.00	74,921.60	78,665.60	80,641.60	82,659.20					
			Monthly	4,891.47	5,135.87	5,392.40	5,662.80	5,945.33	6,243.47	6,555.47	6,720.13	6,888.27					
			Hourly	28.2200	29.6300	31.1100	32.6700	34.3000	36.0200	37.8200	38.7700	39.7400					
Senior Permit Technician	NE	C20	Annual	64,708.80	67,953.60	71,344.00	74,921.60	78,665.60	82,596.80	86,736.00	88,899.20	91,124.80					
			Monthly	5,392.40	5,662.80	5,945.33	6,243.47	6,555.47	6,883.07	7,228.00	7,408.27	7,593.73					
			Hourly	31.1100	32.6700	34.3000	36.0200	37.8200	39.7100	41.7000	42.7400	43.8100					
Senior Planner	PAM	C27	Annual	91,062.40	95,617.60	100,401.60	105,414.40	110,676.80	116,209.60	122,012.80	125,070.40	128,190.40					
			Monthly	7,588.53	7,968.13	8,366.80	8,784.53	9,223.07	9,684.13	10,167.73	10,422.53	10,682.53					
			Hourly	43.7800	45.9700	48.2700	50.6800	53.2100	55.8700	58.6600	60.1300	61.6300					
Senior Risk Analyst	PAM	C27	Annual	91,062.40	95,617.60	100,401.60	105,414.40	110,676.80	116,209.60	122,012.80	125,070.40	128,190.40					
			Monthly	7,588.53	7,968.13	8,366.80	8,784.53	9,223.07	9,684.13	10,167.73	10,422.53	10,682.53					
			Hourly	43.7800	45.9700	48.2700	50.6800	53.2100	55.8700	58.6600	60.1300	61.6300					
Senior Telecommunications Technician	NE	C22	Annual	71,344.00	74,921.60	78,665.60	82,596.80	86,736.00	91,083.20	95,638.40	98,030.40	100,484.80					
			Monthly	5,945.33	6,243.47	6,555.47	6,883.07	7,228.00	7,590.27	7,969.87	8,169.20	8,373.73					
			Hourly	34.3000	36.0200	37.8200	39.7100	41.7000	43.7900	45.9800	47.1300	48.3100					
Senior Traffic Signal Technician	PAM	C23	Annual	74,921.60	78,665.60	82,596.80	86,736.00	91,083.20	95,638.40	100,422.40	102,939.20	105,518.40					
			Monthly	6,243.47	6,555.47	6,883.07	7,228.00	7,590.27	7,969.87	8,368.53	8,578.27	8,793.20					
			Hourly	36.0200	37.8200	39.7100	41.7000	43.7900	45.9800	48.2800	49.4900	50.7300					
Special Districts Division Manager	DMG	C34	Annual	137,488.00	144,372.80	151,590.40	159,161.60	167,128.00	175,489.60	184,267.20	188,864.00	193,585.60					
			Monthly	11,457.33	12,031.07	12,632.53	13,263.47	13,927.33	14,624.13	15,355.60	15,738.67	16,132.13					
			Hourly	66.1000	69.4100	72.8800	76.5200	80.3500	84.3700	88.5900	90.8000	93.0700					
Special Events & Facilities Division Manager	DMG	C30	Annual	105,414.40	110,676.80	116,209.60	122,012.80	128,107.20	134,513.60	141,232.00	144,768.00	148,387.20					
			Monthly	8,784.53	9,223.07	9,684.13	10,167.73	10,675.60	11,209.47	11,769.33	12,064.00	12,365.60					
			Hourly	50.6800	53.2100	55.8700	58.6600	61.5900	64.6700	67.9000	69.6000	71.3400					
Storekeeper	NE	C14	Annual	48,297.60	50,710.40	53,248.00	55,910.40	58,697.60	61,630.40	64,708.80	66,331.20	67,995.20					
			Monthly	4,024.80	4,225.87	4,437.33	4,659.20	4,891.47	5,135.87	5,392.40	5,527.60	5,666.27					
			Hourly	23.2200	24.3800	25.6000	26.8800	28.2200	29.6300	31.1100	31.8900	32.6900					
Strategic Initiatives Manager	DMG	C34	Annual	137,488.00	144,372.80	151,590.40	159,161.60	167,128.00	175,489.60	184,267.20	188,864.00	193,585.60					
			Monthly	11,457.33	12,031.07	12,632.53	13,263.47	13,927.33	14,624.13	15,355.60	15,738.67	16,132.13					
			Hourly	66.1000	69.4100	72.8800	76.5200	80.3500	84.3700	88.5900	90.8000	93.0700					
Street Maintenance Supervisor	PAM	C25	Annual	82,596.80	86,736.00	91,083.20	95,638.40	100,422.40	105,435.20	110,697.60	113,464.00	116,292.80					
			Monthly	6,883.07	7,228.00	7,590.27	7,969.87	8,368.53	8,786.27	9,224.80	9,455.33	9,691.07					
			Hourly	39.7100	41.7000	43.7900	45.9800	48.2800	50.6900	53.2200	54.5500	55.9100					

Attachment: City Resolution 2023-XX (6224 : FISCAL YEAR 2023/24 FIRST QUARTER OPERATING & CIP



**CITY OF MORENO VALLEY**

**SALARY SCALE - CAREER POSITIONS**  
EFFECTIVE 11/07/23

TITLE	GRP	GRADE		SALARY SCALE								
				A	B	C	D	E	F	G	H	I
				5.0%		5.0%	5.0%	5.0%	5.0%	5.0%	2.5%	2.5%
Telecommunications Engineer/Administrator	PAM	C29	Annual	100,380.80	105,393.60	110,656.00	116,188.80	121,992.00	128,086.40	134,492.80	137,862.40	141,315.20
			Monthly	8,365.07	8,782.80	9,221.33	9,682.40	10,166.00	10,673.87	11,207.73	11,488.53	11,776.27
			Hourly	48.2600	50.6700	53.2000	55.8600	58.6500	61.5800	64.6600	66.2800	67.9400
Telecommunications Technician	NE	C20	Annual	64,708.80	67,953.60	71,344.00	74,921.60	78,665.60	82,596.80	86,736.00	88,899.20	91,124.80
			Monthly	5,392.40	5,662.80	5,945.33	6,243.47	6,555.47	6,883.07	7,228.00	7,408.27	7,593.73
			Hourly	31.1100	32.6700	34.3000	36.0200	37.8200	39.7100	41.7000	42.7400	43.8100
Traffic Operations Supervisor	PAM	C26	Annual	86,715.20	91,041.60	95,596.80	100,380.80	105,393.60	110,656.00	116,188.80	119,100.80	122,075.20
			Monthly	7,226.27	7,586.80	7,966.40	8,365.07	8,782.80	9,221.33	9,682.40	9,925.07	10,172.93
			Hourly	41.6900	43.7700	45.9600	48.2600	50.6700	53.2000	55.8600	57.2600	58.6900
Traffic Signal Technician	NE	C22	Annual	71,344.00	74,921.60	78,665.60	82,596.80	86,736.00	91,083.20	95,638.40	98,030.40	100,484.80
			Monthly	5,945.33	6,243.47	6,555.47	6,883.07	7,228.00	7,590.27	7,969.87	8,169.20	8,373.73
			Hourly	34.3000	36.0200	37.8200	39.7100	41.7000	43.7900	45.9800	47.1300	48.3100
Traffic Sign/Marking Technician I	NE	C13	Annual	45,988.80	48,297.60	50,710.40	53,248.00	55,910.40	58,697.60	61,630.40	63,169.60	64,750.40
			Monthly	3,832.40	4,024.80	4,225.87	4,437.33	4,659.20	4,891.47	5,135.87	5,264.13	5,395.87
			Hourly	22.1100	23.2200	24.3800	25.6000	26.8800	28.2200	29.6300	30.3700	31.1300
Traffic Sign/Marking Technician II	NE	C15	Annual	50,710.40	53,248.00	55,910.40	58,697.60	61,630.40	64,708.80	67,953.60	69,659.20	71,406.40
			Monthly	4,225.87	4,437.33	4,659.20	4,891.47	5,135.87	5,392.40	5,662.80	5,804.93	5,950.53
			Hourly	24.3800	25.6000	26.8800	28.2200	29.6300	31.1100	32.6700	33.4900	34.3300
Utility Finance Manager	PAM	C28	Annual	95,617.60	100,401.60	105,414.40	110,676.80	116,209.60	122,012.80	128,107.20	131,310.40	134,596.80
			Monthly	7,968.13	8,366.80	8,784.53	9,223.07	9,684.13	10,167.73	10,675.60	10,942.53	11,216.40
			Hourly	45.9700	48.2700	50.6800	53.2100	55.8700	58.6600	61.5900	63.1300	64.7100
Vehicle/Equipment Technician	NE	C17	Annual	55,910.40	58,697.60	61,630.40	64,708.80	67,953.60	71,344.00	74,921.60	76,793.60	78,707.20
			Monthly	4,659.20	4,891.47	5,135.87	5,392.40	5,662.80	5,945.33	6,243.47	6,399.47	6,558.93
			Hourly	26.8800	28.2200	29.6300	31.1100	32.6700	34.3000	36.0200	36.9200	37.8400

Attachment: City Resolution 2023-XX (6224 : FISCAL YEAR 2023/24 FIRST QUARTER OPERATING & CIP

**CITY OF MORENO VALLEY**

**SALARY SCALE - CAREER POSITIONS**  
EFFECTIVE 07/06/2024

TITLE	GRP	GRADE		SALARY SCALE									
				A	B	C	D	E	F	G	H	I	
				5.0%		5.0%	5.0%	5.0%	5.0%	5.0%	5.0%	2.5%	2.5%
Accountant I	NE	C22	Annual	75,628.80	79,414.40	83,387.20	87,547.20	91,915.20	96,512.00	101,337.60	103,875.20	106,475.20	
			Monthly	6,302.40	6,617.87	6,948.93	7,295.60	7,659.60	8,042.67	8,444.80	8,656.27	8,872.93	
			Hourly	36.3600	38.1800	40.0900	42.0900	44.1900	46.4000	48.7200	49.9400	51.1900	
Accountant II	PAM	C24	Annual	83,387.20	87,547.20	91,915.20	96,512.00	101,337.60	106,412.80	111,737.60	114,524.80	117,395.20	
			Monthly	6,948.93	7,295.60	7,659.60	8,042.67	8,444.80	8,867.73	9,311.47	9,543.73	9,782.93	
			Hourly	40.0900	42.0900	44.1900	46.4000	48.7200	51.1600	53.7200	55.0600	56.4400	
Accounting Assistant	NE	C14	Annual	51,209.60	53,768.00	56,451.20	59,280.00	62,254.40	65,374.40	68,640.00	70,366.40	72,134.40	
			Monthly	4,267.47	4,480.67	4,704.27	4,940.00	5,187.87	5,447.87	5,720.00	5,863.87	6,011.20	
			Hourly	24.6200	25.8500	27.1400	28.5000	29.9300	31.4300	33.0000	33.8300	34.6800	
Accounting Technician	NE	C17	Annual	59,280.00	62,254.40	65,374.40	68,640.00	72,072.00	75,670.40	79,456.00	81,452.80	83,491.20	
			Monthly	4,940.00	5,187.87	5,447.87	5,720.00	6,006.00	6,305.87	6,621.33	6,787.73	6,957.60	
			Hourly	28.5000	29.9300	31.4300	33.0000	34.6500	36.3800	38.2000	39.1600	40.1400	
Accounts Payable Supervisor	NE	C22	Annual	75,628.80	79,414.40	83,387.20	87,547.20	91,915.20	96,512.00	101,337.60	103,875.20	106,475.20	
			Monthly	6,302.40	6,617.87	6,948.93	7,295.60	7,659.60	8,042.67	8,444.80	8,656.27	8,872.93	
			Hourly	36.3600	38.1800	40.0900	42.0900	44.1900	46.4000	48.7200	49.9400	51.1900	
Administrative Assistant	NE	C16	Annual	56,451.20	59,280.00	62,254.40	65,374.40	68,640.00	72,072.00	75,670.40	77,563.20	79,497.60	
			Monthly	4,704.27	4,940.00	5,187.87	5,447.87	5,720.00	6,006.00	6,305.87	6,463.60	6,624.80	
			Hourly	27.1400	28.5000	29.9300	31.4300	33.0000	34.6500	36.3800	37.2900	38.2200	
Animal Care Technician	NE	C11	Annual	44,241.60	46,446.40	48,776.00	51,209.60	53,768.00	56,451.20	59,280.00	60,756.80	62,275.20	
			Monthly	3,686.80	3,870.53	4,064.67	4,267.47	4,480.67	4,704.27	4,940.00	5,063.07	5,189.60	
			Hourly	21.2700	22.3300	23.4500	24.6200	25.8500	27.1400	28.5000	29.2100	29.9400	
Animal Care Technician Supervisor	PAM	C21	Annual	72,051.20	75,649.60	79,435.20	83,408.00	87,588.80	91,977.60	96,574.40	98,987.20	101,462.40	
			Monthly	6,004.27	6,304.13	6,619.60	6,950.67	7,299.07	7,664.80	8,047.87	8,248.93	8,455.20	
			Hourly	34.6400	36.3700	38.1900	40.1000	42.1100	44.2200	46.4300	47.5900	48.7800	
Animal Control Officer	NE	C15	Annual	53,768.00	56,451.20	59,280.00	62,254.40	65,374.40	68,640.00	72,072.00	73,881.60	75,732.80	
			Monthly	4,480.67	4,704.27	4,940.00	5,187.87	5,447.87	5,720.00	6,006.00	6,156.80	6,311.07	
			Hourly	25.8500	27.1400	28.5000	29.9300	31.4300	33.0000	34.6500	35.5200	36.4100	
Animal Rescue Coordinator	NE	C11	Annual	44,241.60	46,446.40	48,776.00	51,209.60	53,768.00	56,451.20	59,280.00	60,756.80	62,275.20	
			Monthly	3,686.80	3,870.53	4,064.67	4,267.47	4,480.67	4,704.27	4,940.00	5,063.07	5,189.60	
			Hourly	21.2700	22.3300	23.4500	24.6200	25.8500	27.1400	28.5000	29.2100	29.9400	
Animal Services Assistant	NE	C10	Annual	42,120.00	44,220.80	46,425.60	48,755.20	51,188.80	53,747.20	56,430.40	57,844.80	59,300.80	
			Monthly	3,510.00	3,685.07	3,868.80	4,062.93	4,265.73	4,478.93	4,702.53	4,820.40	4,941.73	
			Hourly	20.2500	21.2600	22.3200	23.4400	24.6100	25.8400	27.1300	27.8100	28.5100	
Animal Services Dispatcher	NE	C10	Annual	42,120.00	44,220.80	46,425.60	48,755.20	51,188.80	53,747.20	56,430.40	57,844.80	59,300.80	
			Monthly	3,510.00	3,685.07	3,868.80	4,062.93	4,265.73	4,478.93	4,702.53	4,820.40	4,941.73	
			Hourly	20.2500	21.2600	22.3200	23.4400	24.6100	25.8400	27.1300	27.8100	28.5100	
Animal Services Division Manager	DMG	C30	Annual	111,758.40	117,353.60	123,219.20	129,376.00	135,844.80	142,646.40	149,780.80	153,524.80	157,372.80	
			Monthly	9,313.20	9,779.47	10,268.27	10,781.33	11,320.40	11,887.20	12,481.73	12,793.73	13,114.40	
			Hourly	53.7300	56.4200	59.2400	62.2000	65.3100	68.5800	72.0100	73.8100	75.6600	

Attachment: City Resolution 2023-XX (6224 : FISCAL YEAR 2023/24 FIRST QUARTER OPERATING & CIP

**CITY OF MORENO VALLEY**

**SALARY SCALE - CAREER POSITIONS**  
EFFECTIVE 07/06/2024

TITLE	GRP	GRADE										
			A	B	C	D	E	F	G	H	I	
			5.0%		5.0%	5.0%	5.0%	5.0%	5.0%	5.0%	2.5%	2.5%
Animal Services Field Supervisor	PAM	C22	Annual	75,628.80	79,414.40	83,387.20	87,547.20	91,915.20	96,512.00	101,337.60	103,875.20	106,475.20
			Monthly	6,302.40	6,617.87	6,948.93	7,295.60	7,659.60	8,042.67	8,444.80	8,656.27	8,872.93
			Hourly	36.3600	38.1800	40.0900	42.0900	44.1900	46.4000	48.7200	49.9400	51.1900
Animal Services License Inspector	NE	C11	Annual	44,241.60	46,446.40	48,776.00	51,209.60	53,768.00	56,451.20	59,280.00	60,756.80	62,275.20
			Monthly	3,686.80	3,870.53	4,064.67	4,267.47	4,480.67	4,704.27	4,940.00	5,063.07	5,189.60
			Hourly	21.2700	22.3300	23.4500	24.6200	25.8500	27.1400	28.5000	29.2100	29.9400
Animal Services Office Supervisor	PAM	C21	Annual	72,051.20	75,649.60	79,435.20	83,408.00	87,588.80	91,977.60	96,574.40	98,987.20	101,462.40
			Monthly	6,004.27	6,304.13	6,619.60	6,950.67	7,299.07	7,664.80	8,047.87	8,248.93	8,455.20
			Hourly	34.6400	36.3700	38.1900	40.1000	42.1100	44.2200	46.4300	47.5900	48.7800
Applications & Database Administrator	PAM	C29	Annual	106,412.80	111,737.60	117,332.80	123,198.40	129,355.20	135,824.00	142,625.60	146,182.40	149,843.20
			Monthly	8,867.73	9,311.47	9,777.73	10,266.53	10,779.60	11,318.67	11,885.47	12,181.87	12,486.93
			Hourly	51.1600	53.7200	56.4100	59.2300	62.1900	65.3000	68.5700	70.2800	72.0400
Applications Analyst	PAM	C25	Annual	87,568.00	91,956.80	96,553.60	101,379.20	106,454.40	111,779.20	117,374.40	120,307.20	123,323.20
			Monthly	7,297.33	7,663.07	8,046.13	8,448.27	8,871.20	9,314.93	9,781.20	10,025.60	10,276.93
			Hourly	42.1000	44.2100	46.4200	48.7400	51.1800	53.7400	56.4300	57.8400	59.2900
Assistant to the City Manager	PAM	C24	Annual	83,387.20	87,547.20	91,915.20	96,512.00	101,337.60	106,412.80	111,737.60	114,524.80	117,395.20
			Monthly	6,948.93	7,295.60	7,659.60	8,042.67	8,444.80	8,867.73	9,311.47	9,543.73	9,782.93
			Hourly	40.0900	42.0900	44.1900	46.4000	48.7200	51.1600	53.7200	55.0600	56.4400
Assistant Crossing Guard Supervisor	NE	C05	Annual	38,209.60	38,209.60	40,123.20	42,120.00	42,120.00	44,220.80	44,220.80	46,425.60	46,425.60
			Monthly	3,184.13	3,184.13	3,343.60	3,510.00	3,510.00	3,685.07	3,685.07	3,868.80	3,868.80
			Hourly	18.3700	19.2900	19.2900	20.2500	20.2500	21.2600	21.2600	22.3200	22.3200
Assistant Engineer	PAM	C25	Annual	87,568.00	91,956.80	96,553.60	101,379.20	106,454.40	111,779.20	117,374.40	120,307.20	123,323.20
			Monthly	7,297.33	7,663.07	8,046.13	8,448.27	8,871.20	9,314.93	9,781.20	10,025.60	10,276.93
			Hourly	42.1000	44.2100	46.4200	48.7400	51.1800	53.7400	56.4300	57.8400	59.2900
Assistant Network Administrator	PAM	C26	Annual	91,936.00	96,532.80	101,358.40	106,433.60	111,758.40	117,353.60	123,219.20	126,297.60	129,459.20
			Monthly	7,661.33	8,044.40	8,446.53	8,869.47	9,313.20	9,779.47	10,268.27	10,524.80	10,788.27
			Hourly	44.2000	46.4100	48.7300	51.1700	53.7300	56.4200	59.2400	60.7200	62.2400
Associate Engineer I	PAM	C28	Annual	101,358.40	106,433.60	111,758.40	117,353.60	123,219.20	129,376.00	135,844.80	139,235.20	142,708.80
			Monthly	8,446.53	8,869.47	9,313.20	9,779.47	10,268.27	10,781.33	11,320.40	11,602.93	11,892.40
			Hourly	48.7300	51.1700	53.7300	56.4200	59.2400	62.2000	65.3100	66.9400	68.6100
Associate Engineer II	PAM	C29	Annual	106,412.80	111,737.60	117,332.80	123,198.40	129,355.20	135,824.00	142,625.60	146,182.40	149,843.20
			Monthly	8,867.73	9,311.47	9,777.73	10,266.53	10,779.60	11,318.67	11,885.47	12,181.87	12,486.93
			Hourly	51.1600	53.7200	56.4100	59.2300	62.1900	65.3000	68.5700	70.2800	72.0400
Associate Planner	PAM	C25	Annual	87,568.00	91,956.80	96,553.60	101,379.20	106,454.40	111,779.20	117,374.40	120,307.20	123,323.20
			Monthly	7,297.33	7,663.07	8,046.13	8,448.27	8,871.20	9,314.93	9,781.20	10,025.60	10,276.93
			Hourly	42.1000	44.2100	46.4200	48.7400	51.1800	53.7400	56.4300	57.8400	59.2900
Audio Visual Technician	NE	C18	Annual	62,233.60	65,353.60	68,619.20	72,051.20	75,649.60	79,435.20	83,408.00	85,488.00	87,630.40
			Monthly	5,186.13	5,446.13	5,718.27	6,004.27	6,304.13	6,619.60	6,950.67	7,124.00	7,302.53
			Hourly	29.9200	31.4200	32.9900	34.6400	36.3700	38.1900	40.1000	41.1000	42.1300

Attachment: City Resolution 2023-XX (6224 : FISCAL YEAR 2023/24 FIRST QUARTER OPERATING & CIP

**CITY OF MORENO VALLEY**

**SALARY SCALE - CAREER POSITIONS**  
EFFECTIVE 07/06/2024

TITLE	GRP	GRADE										
			A	B	C	D	E	F	G	H	I	
				5.0%	5.0%	5.0%	5.0%	5.0%	5.0%	2.5%	2.5%	
Banquet Facility Representative	PAM	C19	Annual	65,332.80	68,598.40	72,030.40	75,628.80	79,414.40	83,387.20	87,547.20	89,731.20	91,977.60
			Monthly	5,444.40	5,716.53	6,002.53	6,302.40	6,617.87	6,948.93	7,295.60	7,477.60	7,664.80
			Hourly	31.4100	32.9800	34.6300	36.3600	38.1800	40.0900	42.0900	43.1400	44.2200
Building Division Manager/Official	DMG	C34	Annual	145,745.60	153,025.60	160,680.00	168,708.80	177,153.60	186,014.40	195,312.00	200,200.00	205,212.80
			Monthly	12,145.47	12,752.13	13,390.00	14,059.07	14,762.80	15,501.20	16,276.00	16,683.33	17,101.07
			Hourly	70.0700	73.5700	77.2500	81.1100	85.1700	89.4300	93.9000	96.2500	98.6600
Building Inspector II	NE	C24	Annual	83,387.20	87,547.20	91,915.20	96,512.00	101,337.60	106,412.80	111,737.60	114,524.80	117,395.20
			Monthly	6,948.93	7,295.60	7,659.60	8,042.67	8,444.80	8,867.73	9,311.47	9,543.73	9,782.93
			Hourly	40.0900	42.0900	44.1900	46.4000	48.7200	51.1600	53.7200	55.0600	56.4400
Building Safety Supervisor	PAM	C27	Annual	96,532.80	101,358.40	106,433.60	111,758.40	117,353.60	123,219.20	129,376.00	132,620.80	135,928.00
			Monthly	8,044.40	8,446.53	8,869.47	9,313.20	9,779.47	10,268.27	10,781.33	11,051.73	11,327.33
			Hourly	46.4100	48.7300	51.1700	53.7300	56.4200	59.2400	62.2000	63.7600	65.3500
Business License Liaison	NE	C16	Annual	56,451.20	59,280.00	62,254.40	65,374.40	68,640.00	72,072.00	75,670.40	77,563.20	79,497.60
			Monthly	4,704.27	4,940.00	5,187.87	5,447.87	5,720.00	6,006.00	6,305.87	6,463.60	6,624.80
			Hourly	27.1400	28.5000	29.9300	31.4300	33.0000	34.6500	36.3800	37.2900	38.2200
Child Care Assistant	GRA	CC09	Annual	36,628.80	2,204.80	38,833.60	38,833.60	47,195.20	49,545.60	52,020.80	54,620.80	57,345.60
			Monthly	3,052.40	183.73	3,236.13	3,236.13	3,932.93	4,128.80	4,335.07	4,551.73	4,778.80
			Hourly	18.6700	19.6000	20.5800	21.6100	22.6900	23.8200	25.0100	26.2600	27.5700
Child Care Instructor II	GRA	CC11	Annual	41,953.60	44,054.40	46,259.20	48,568.00	51,001.60	53,560.00	56,243.20	57,657.60	59,092.80
			Monthly	3,496.13	3,671.20	3,854.93	4,047.33	4,250.13	4,463.33	4,686.93	4,804.80	4,924.40
			Hourly	20.1700	21.1800	22.2400	23.3500	24.5200	25.7500	27.0400	27.7200	28.4100
Child Care Program Manager	PAM	C19	Annual	65,332.80	68,598.40	72,030.40	75,628.80	79,414.40	83,387.20	87,547.20	89,731.20	91,977.60
			Monthly	5,444.40	5,716.53	6,002.53	6,302.40	6,617.87	6,948.93	7,295.60	7,477.60	7,664.80
			Hourly	31.4100	32.9800	34.6300	36.3600	38.1800	40.0900	42.0900	43.1400	44.2200
Child Care Site Supervisor	GRA	C15	Annual	53,768.00	56,451.20	59,280.00	62,254.40	65,374.40	68,640.00	72,072.00	73,881.60	75,732.80
			Monthly	4,480.67	4,704.27	4,940.00	5,187.87	5,447.87	5,720.00	6,006.00	6,156.80	6,311.07
			Hourly	25.8500	27.1400	28.5000	29.9300	31.4300	33.0000	34.6500	35.5200	36.4100
Community Enhancement Division Manager	DMG	C30	Annual	111,758.40	117,353.60	123,219.20	129,376.00	135,844.80	142,646.40	149,780.80	153,524.80	157,372.80
			Monthly	9,313.20	9,779.47	10,268.27	10,781.33	11,320.40	11,887.20	12,481.73	12,793.73	13,114.40
			Hourly	53.7300	56.4200	59.2400	62.2000	65.3100	68.5800	72.0100	73.8100	75.6600
Community Enhancement Officer I	NE	C18	Annual	62,233.60	65,353.60	68,619.20	72,051.20	75,649.60	79,435.20	83,408.00	85,488.00	87,630.40
			Monthly	5,186.13	5,446.13	5,718.27	6,004.27	6,304.13	6,619.60	6,950.67	7,124.00	7,302.53
			Hourly	29.9200	31.4200	32.9900	34.6400	36.3700	38.1900	40.1000	41.1000	42.1300
Community Enhancement Officer II	NE	C20	Annual	68,598.40	72,030.40	75,628.80	79,414.40	83,387.20	87,547.20	91,915.20	94,203.20	96,553.60
			Monthly	5,716.53	6,002.53	6,302.40	6,617.87	6,948.93	7,295.60	7,659.60	7,850.27	8,046.13
			Hourly	32.9800	34.6300	36.3600	38.1800	40.0900	42.0900	44.1900	45.2900	46.4200
Community Enhancement Supervisor	PAM	C23	Annual	79,435.20	83,408.00	87,588.80	91,977.60	96,574.40	101,400.00	106,475.20	109,137.60	111,862.40
			Monthly	6,619.60	6,950.67	7,299.07	7,664.80	8,047.87	8,450.00	8,872.93	9,094.80	9,321.87
			Hourly	38.1900	40.1000	42.1100	44.2200	46.4300	48.7500	51.1900	52.4700	53.7800

Attachment: City Resolution 2023-XX (6224 : FISCAL YEAR 2023/24 FIRST QUARTER OPERATING & CIP

**CITY OF MORENO VALLEY**

**SALARY SCALE - CAREER POSITIONS**  
EFFECTIVE 07/06/2024

TITLE	GRP	GRADE										
			A	B	C	D	E	F	G	H	I	
				5.0%	5.0%	5.0%	5.0%	5.0%	5.0%	2.5%	2.5%	
Community Services Assistant Coordinator	NE	C08	Annual	38,209.60	40,123.20	42,120.00	44,220.80	46,425.60	48,755.20	51,188.80	52,478.40	53,788.80
			Monthly	3,184.13	3,343.60	3,510.00	3,685.07	3,868.80	4,062.93	4,265.73	4,373.20	4,482.40
			Hourly	18.3700	19.2900	20.2500	21.2600	22.3200	23.4400	24.6100	25.2300	25.8600
Community Services Coordinator	NE	C10	Annual	42,120.00	44,220.80	46,425.60	48,755.20	51,188.80	53,747.20	56,430.40	57,844.80	59,300.80
			Monthly	3,510.00	3,685.07	3,868.80	4,062.93	4,265.73	4,478.93	4,702.53	4,820.40	4,941.73
			Hourly	20.2500	21.2600	22.3200	23.4400	24.6100	25.8400	27.1300	27.8100	28.5100
Community Services Division Manager	DMG	C30	Annual	111,758.40	117,353.60	123,219.20	129,376.00	135,844.80	142,646.40	149,780.80	153,524.80	157,372.80
			Monthly	9,313.20	9,779.47	10,268.27	10,781.33	11,320.40	11,887.20	12,481.73	12,793.73	13,114.40
			Hourly	53.7300	56.4200	59.2400	62.2000	65.3100	68.5800	72.0100	73.8100	75.6600
Community Services Supervisor	PAM	C19	Annual	65,332.80	68,598.40	72,030.40	75,628.80	79,414.40	83,387.20	87,547.20	89,731.20	91,977.60
			Monthly	5,444.40	5,716.53	6,002.53	6,302.40	6,617.87	6,948.93	7,295.60	7,477.60	7,664.80
			Hourly	31.4100	32.9800	34.6300	36.3600	38.1800	40.0900	42.0900	43.1400	44.2200
Construction Inspector	NE	C22	Annual	75,628.80	79,414.40	83,387.20	87,547.20	91,915.20	96,512.00	101,337.60	103,875.20	106,475.20
			Monthly	6,302.40	6,617.87	6,948.93	7,295.60	7,659.60	8,042.67	8,444.80	8,656.27	8,872.93
			Hourly	36.3600	38.1800	40.0900	42.0900	44.1900	46.4000	48.7200	49.9400	51.1900
Construction Inspector Supervisor	PAM	C25	Annual	87,568.00	91,956.80	96,553.60	101,379.20	106,454.40	111,779.20	117,374.40	120,307.20	123,323.20
			Monthly	7,297.33	7,663.07	8,046.13	8,448.27	8,871.20	9,314.93	9,781.20	10,025.60	10,276.93
			Hourly	42.1000	44.2100	46.4200	48.7400	51.1800	53.7400	56.4300	57.8400	59.2900
Crossing Guard Supervisor	NE	C07	Annual	38,209.60	40,123.20	42,120.00	44,220.80	46,425.60	48,755.20	51,188.80	52,478.40	53,788.80
			Monthly	3,184.13	3,343.60	3,510.00	3,685.07	3,868.80	4,062.93	4,265.73	4,373.20	4,482.40
			Hourly	18.3700	19.2900	20.2500	21.2600	22.3200	23.4400	24.6100	25.2300	25.8600
Customer Service Manager	PAM	C26	Annual	91,936.00	96,532.80	101,358.40	106,433.60	111,758.40	117,353.60	123,219.20	126,297.60	129,459.20
			Monthly	7,661.33	8,044.40	8,446.53	8,869.47	9,313.20	9,779.47	10,268.27	10,524.80	10,788.27
			Hourly	44.2000	46.4100	48.7300	51.1700	53.7300	56.4200	59.2400	60.7200	62.2400
Deputy City Clerk	NE	C17	Annual	59,280.00	62,254.40	65,374.40	68,640.00	72,072.00	75,670.40	79,456.00	81,452.80	83,491.20
			Monthly	4,940.00	5,187.87	5,447.87	5,720.00	6,006.00	6,305.87	6,621.33	6,787.73	6,957.60
			Hourly	28.5000	29.9300	31.4300	33.0000	34.6500	36.3800	38.2000	39.1600	40.1400
Deputy City Manager	DMG	C30	Annual	111,758.40	117,353.60	123,219.20	129,376.00	135,844.80	142,646.40	149,780.80	153,524.80	157,372.80
			Monthly	9,313.20	9,779.47	10,268.27	10,781.33	11,320.40	11,887.20	12,481.73	12,793.73	13,114.40
			Hourly	53.7300	56.4200	59.2400	62.2000	65.3100	68.5800	72.0100	73.8100	75.6600
Deputy Compliance Director	DMG	C35	Annual	153,046.40	160,700.80	168,729.60	177,174.40	186,035.20	195,332.80	205,108.80	210,246.40	215,508.80
			Monthly	12,753.87	13,391.73	14,060.80	14,764.53	15,502.93	16,277.73	17,092.40	17,520.53	17,959.07
			Hourly	73.5800	77.2600	81.1200	85.1800	89.4400	93.9100	98.6100	101.0800	103.6100
Deputy Finance Director	DMG	C34	Annual	145,745.60	153,025.60	160,680.00	168,708.80	177,153.60	186,014.40	195,312.00	200,200.00	205,212.80
			Monthly	12,145.47	12,752.13	13,390.00	14,059.07	14,762.80	15,501.20	16,276.00	16,683.33	17,101.07
			Hourly	70.0700	73.5700	77.2500	81.1100	85.1700	89.4300	93.9000	96.2500	98.6600
Economic Development Division Manager	DMG	C30	Annual	111,758.40	117,353.60	123,219.20	129,376.00	135,844.80	142,646.40	149,780.80	153,524.80	157,372.80
			Monthly	9,313.20	9,779.47	10,268.27	10,781.33	11,320.40	11,887.20	12,481.73	12,793.73	13,114.40
			Hourly	53.7300	56.4200	59.2400	62.2000	65.3100	68.5800	72.0100	73.8100	75.6600

Attachment: City Resolution 2023-XX (6224 : FISCAL YEAR 2023/24 FIRST QUARTER OPERATING & CIP

**CITY OF MORENO VALLEY**

**SALARY SCALE - CAREER POSITIONS**  
EFFECTIVE 07/06/2024

TITLE	GRP	GRADE										
			A	B	C	D	E	F	G	H	I	
				5.0%	5.0%	5.0%	5.0%	5.0%	5.0%	2.5%	2.5%	
Electric Utility Assistant Manager	PAM	C34	Annual	145,745.60	153,025.60	160,680.00	168,708.80	177,153.60	186,014.40	195,312.00	200,200.00	205,212.80
			Monthly	12,145.47	12,752.13	13,390.00	14,059.07	14,762.80	15,501.20	16,276.00	16,683.33	17,101.07
			Hourly	70.0700	73.5700	77.2500	81.1100	85.1700	89.4300	93.9000	96.2500	98.6600
Electric Utility Division Manager	DMG	C36	Annual	168,438.40	176,862.40	185,702.40	194,979.20	204,734.40	214,968.00	225,721.60	231,358.40	237,140.80
			Monthly	14,036.53	14,738.53	15,475.20	16,248.27	17,061.20	17,914.00	18,810.13	19,279.87	19,761.73
			Hourly	80.9800	85.0300	89.2800	93.7400	98.4300	103.3500	108.5200	111.2300	114.0100
Electric Utility Program Coordinator	PAM	C27	Annual	96,532.80	101,358.40	106,433.60	111,758.40	117,353.60	123,219.20	129,376.00	132,620.80	135,928.00
			Monthly	8,044.40	8,446.53	8,869.47	9,313.20	9,779.47	10,268.27	10,781.33	11,051.73	11,327.33
			Hourly	46.4100	48.7300	51.1700	53.7300	56.4200	59.2400	62.2000	63.7600	65.3500
Emergency Management Coordinator	PAM	C22	Annual	75,628.80	79,414.40	83,387.20	87,547.20	91,915.20	96,512.00	101,337.60	103,875.20	106,475.20
			Monthly	6,302.40	6,617.87	6,948.93	7,295.60	7,659.60	8,042.67	8,444.80	8,656.27	8,872.93
			Hourly	36.3600	38.1800	40.0900	42.0900	44.1900	46.4000	48.7200	49.9400	51.1900
Emergency Management & Volunteer Services Program Manager	DMG	C30	Annual	111,758.40	117,353.60	123,219.20	129,376.00	135,844.80	142,646.40	149,780.80	153,524.80	157,372.80
			Monthly	9,313.20	9,779.47	10,268.27	10,781.33	11,320.40	11,887.20	12,481.73	12,793.73	13,114.40
			Hourly	53.7300	56.4200	59.2400	62.2000	65.3100	68.5800	72.0100	73.8100	75.6600
Engineering Division Manager/Assistant City Engineer	DMG	C34	Annual	145,745.60	153,025.60	160,680.00	168,708.80	177,153.60	186,014.40	195,312.00	200,200.00	205,212.80
			Monthly	12,145.47	12,752.13	13,390.00	14,059.07	14,762.80	15,501.20	16,276.00	16,683.33	17,101.07
			Hourly	70.0700	73.5700	77.2500	81.1100	85.1700	89.4300	93.9000	96.2500	98.6600
Enterprise Systems Administrator	PAM	C31	Annual	117,332.80	123,198.40	129,355.20	135,824.00	142,625.60	149,760.00	157,248.00	161,179.20	165,214.40
			Monthly	9,777.73	10,266.53	10,779.60	11,318.67	11,885.47	12,480.00	13,104.00	13,431.60	13,767.87
			Hourly	56.4100	59.2300	62.1900	65.3000	68.5700	72.0000	75.6000	77.4900	79.4300
Equipment Operator	NE	C17	Annual	59,280.00	62,254.40	65,374.40	68,640.00	72,072.00	75,670.40	79,456.00	81,452.80	83,491.20
			Monthly	4,940.00	5,187.87	5,447.87	5,720.00	6,006.00	6,305.87	6,621.33	6,787.73	6,957.60
			Hourly	28.5000	29.9300	31.4300	33.0000	34.6500	36.3800	38.2000	39.1600	40.1400
Executive Assistant I	NE	C19	Annual	65,332.80	68,598.40	72,030.40	75,628.80	79,414.40	83,387.20	87,547.20	89,731.20	91,977.60
			Monthly	5,444.40	5,716.53	6,002.53	6,302.40	6,617.87	6,948.93	7,295.60	7,477.60	7,664.80
			Hourly	31.4100	32.9800	34.6300	36.3600	38.1800	40.0900	42.0900	43.1400	44.2200
Executive Assistant to Mayor/City Council	DMG	C30	Annual	111,758.40	117,353.60	123,219.20	129,376.00	135,844.80	142,646.40	149,780.80	153,524.80	157,372.80
			Monthly	9,313.20	9,779.47	10,268.27	10,781.33	11,320.40	11,887.20	12,481.73	12,793.73	13,114.40
			Hourly	53.7300	56.4200	59.2400	62.2000	65.3100	68.5800	72.0100	73.8100	75.6600
Facilities Maintenance Mechanic	NE	C15	Annual	53,768.00	56,451.20	59,280.00	62,254.40	65,374.40	68,640.00	72,072.00	73,881.60	75,732.80
			Monthly	4,480.67	4,704.27	4,940.00	5,187.87	5,447.87	5,720.00	6,006.00	6,156.80	6,311.07
			Hourly	25.8500	27.1400	28.5000	29.9300	31.4300	33.0000	34.6500	35.5200	36.4100
Facilities Maintenance Worker	NE	C13	Annual	48,755.20	51,188.80	53,747.20	56,430.40	59,259.20	62,212.80	65,332.80	66,976.00	68,660.80
			Monthly	4,062.93	4,265.73	4,478.93	4,702.53	4,938.27	5,184.40	5,444.40	5,581.33	5,721.73
			Hourly	23.4400	24.6100	25.8400	27.1300	28.4900	29.9100	31.4100	32.2000	33.0100
Financial Operations Division Manager	DMG	C33	Annual	135,574.40	142,355.20	149,468.80	156,936.00	164,777.60	173,014.40	181,667.20	186,201.60	190,860.80
			Monthly	11,297.87	11,862.93	12,455.73	13,078.00	13,731.47	14,417.87	15,138.93	15,516.80	15,905.07
			Hourly	65.1800	68.4400	71.8600	75.4500	79.2200	83.1800	87.3400	89.5200	91.7600

Attachment: City Resolution 2023-XX (6224 : FISCAL YEAR 2023/24 FIRST QUARTER OPERATING & CIP

**CITY OF MORENO VALLEY**

**SALARY SCALE - CAREER POSITIONS**  
EFFECTIVE 07/06/2024

TITLE	GRP	GRADE										
			A	B	C	D	E	F	G	H	I	
				5.0%	5.0%	5.0%	5.0%	5.0%	5.0%	2.5%	2.5%	
Financial Resources Division Manager	DMG	C33	Annual	135,574.40	142,355.20	149,468.80	156,936.00	164,777.60	173,014.40	181,667.20	186,201.60	190,860.80
			Monthly	11,297.87	11,862.93	12,455.73	13,078.00	13,731.47	14,417.87	15,138.93	15,516.80	15,905.07
			Hourly	65.1800	68.4400	71.8600	75.4500	79.2200	83.1800	87.3400	89.5200	91.7600
Fleet & Facilities Division Manager	DMG	C31	Annual	117,332.80	123,198.40	129,355.20	135,824.00	142,625.60	149,760.00	157,248.00	161,179.20	165,214.40
			Monthly	9,777.73	10,266.53	10,779.60	11,318.67	11,885.47	12,480.00	13,104.00	13,431.60	13,767.87
			Hourly	56.4100	59.2300	62.1900	65.3000	68.5700	72.0000	75.6000	77.4900	79.4300
Fleet & Facilities Maintenance Supervisor	PAM	C27	Annual	96,532.80	101,358.40	106,433.60	111,758.40	117,353.60	123,219.20	129,376.00	132,620.80	135,928.00
			Monthly	8,044.40	8,446.53	8,869.47	9,313.20	9,779.47	10,268.27	10,781.33	11,051.73	11,327.33
			Hourly	46.4100	48.7300	51.1700	53.7300	56.4200	59.2400	62.2000	63.7600	65.3500
GIS Administrator	PAM	C29	Annual	106,412.80	111,737.60	117,332.80	123,198.40	129,355.20	135,824.00	142,625.60	146,182.40	149,843.20
			Monthly	8,867.73	9,311.47	9,777.73	10,266.53	10,779.60	11,318.67	11,885.47	12,181.87	12,486.93
			Hourly	51.1600	53.7200	56.4100	59.2300	62.1900	65.3000	68.5700	70.2800	72.0400
GIS Applications Analyst	PAM	C25	Annual	87,568.00	91,956.80	96,553.60	101,379.20	106,454.40	111,779.20	117,374.40	120,307.20	123,323.20
			Monthly	7,297.33	7,663.07	8,046.13	8,448.27	8,871.20	9,314.93	9,781.20	10,025.60	10,276.93
			Hourly	42.1000	44.2100	46.4200	48.7400	51.1800	53.7400	56.4300	57.8400	59.2900
GIS Specialist	NE	C21	Annual	72,051.20	75,649.60	79,435.20	83,408.00	87,588.80	91,977.60	96,574.40	98,987.20	101,462.40
			Monthly	6,004.27	6,304.13	6,619.60	6,950.67	7,299.07	7,664.80	8,047.87	8,248.93	8,455.20
			Hourly	34.6400	36.3700	38.1900	40.1000	42.1100	44.2200	46.4300	47.5900	48.7800
Grants Division Manager	DMG	C33	Annual	135,574.40	142,355.20	149,468.80	156,936.00	164,777.60	173,014.40	181,667.20	186,201.60	190,860.80
			Monthly	11,297.87	11,862.93	12,455.73	13,078.00	13,731.47	14,417.87	15,138.93	15,516.80	15,905.07
			Hourly	65.1800	68.4400	71.8600	75.4500	79.2200	83.1800	87.3400	89.5200	91.7600
Human Resources Analyst	PAM	C24	Annual	83,387.20	87,547.20	91,915.20	96,512.00	101,337.60	106,412.80	111,737.60	114,524.80	117,395.20
			Monthly	6,948.93	7,295.60	7,659.60	8,042.67	8,444.80	8,867.73	9,311.47	9,543.73	9,782.93
			Hourly	40.0900	42.0900	44.1900	46.4000	48.7200	51.1600	53.7200	55.0600	56.4400
Human Resources Division Manager	DMG	C34	Annual	145,745.60	153,025.60	160,680.00	168,708.80	177,153.60	186,014.40	195,312.00	200,200.00	205,212.80
			Monthly	12,145.47	12,752.13	13,390.00	14,059.07	14,762.80	15,501.20	16,276.00	16,683.33	17,101.07
			Hourly	70.0700	73.5700	77.2500	81.1100	85.1700	89.4300	93.9000	96.2500	98.6600
Human Resources Technician	NE	C22	Annual	75,628.80	79,414.40	83,387.20	87,547.20	91,915.20	96,512.00	101,337.60	103,875.20	106,475.20
			Monthly	6,302.40	6,617.87	6,948.93	7,295.60	7,659.60	8,042.67	8,444.80	8,656.27	8,872.93
			Hourly	36.3600	38.1800	40.0900	42.0900	44.1900	46.4000	48.7200	49.9400	51.1900
Information Technology Technician	NE	C20	Annual	68,598.40	72,030.40	75,628.80	79,414.40	83,387.20	87,547.20	91,915.20	94,203.20	96,553.60
			Monthly	5,716.53	6,002.53	6,302.40	6,617.87	6,948.93	7,295.60	7,659.60	7,850.27	8,046.13
			Hourly	32.9800	34.6300	36.3600	38.1800	40.0900	42.0900	44.1900	45.2900	46.4200
Landscape Services Inspector	NE	C18	Annual	62,233.60	65,353.60	68,619.20	72,051.20	75,649.60	79,435.20	83,408.00	85,488.00	87,630.40
			Monthly	5,186.13	5,446.13	5,718.27	6,004.27	6,304.13	6,619.60	6,950.67	7,124.00	7,302.53
			Hourly	29.9200	31.4200	32.9900	34.6400	36.3700	38.1900	40.1000	41.1000	42.1300
Lead Facilities Maintenance Worker	NE	C18	Annual	62,233.60	65,353.60	68,619.20	72,051.20	75,649.60	79,435.20	83,408.00	85,488.00	87,630.40
			Monthly	5,186.13	5,446.13	5,718.27	6,004.27	6,304.13	6,619.60	6,950.67	7,124.00	7,302.53
			Hourly	29.9200	31.4200	32.9900	34.6400	36.3700	38.1900	40.1000	41.1000	42.1300

Attachment: City Resolution 2023-XX (6224 : FISCAL YEAR 2023/24 FIRST QUARTER OPERATING & CIP

**CITY OF MORENO VALLEY**

**SALARY SCALE - CAREER POSITIONS**  
EFFECTIVE 07/06/2024

TITLE	GRP	GRADE										
			A	B	C	D	E	F	G	H	I	
				5.0%	5.0%	5.0%	5.0%	5.0%	5.0%	2.5%	2.5%	
Lead Maintenance Worker	NE	C19	Annual	65,332.80	68,598.40	72,030.40	75,628.80	79,414.40	83,387.20	87,547.20	89,731.20	91,977.60
			Monthly	5,444.40	5,716.53	6,002.53	6,302.40	6,617.87	6,948.93	7,295.60	7,477.60	7,664.80
			Hourly	31.4100	32.9800	34.6300	36.3600	38.1800	40.0900	42.0900	43.1400	44.2200
Lead Parks Maintenance Worker	NE	C15	Annual	53,768.00	56,451.20	59,280.00	62,254.40	65,374.40	68,640.00	72,072.00	73,881.60	75,732.80
			Monthly	4,480.67	4,704.27	4,940.00	5,187.87	5,447.87	5,720.00	6,006.00	6,156.80	6,311.07
			Hourly	25.8500	27.1400	28.5000	29.9300	31.4300	33.0000	34.6500	35.5200	36.4100
Lead Traffic Sign/Marking Technician	NE	C18	Annual	62,233.60	65,353.60	68,619.20	72,051.20	75,649.60	79,435.20	83,408.00	85,488.00	87,630.40
			Monthly	5,186.13	5,446.13	5,718.27	6,004.27	6,304.13	6,619.60	6,950.67	7,124.00	7,302.53
			Hourly	29.9200	31.4200	32.9900	34.6400	36.3700	38.1900	40.1000	41.1000	42.1300
Lead Vehicle/Equipment Technician	NE	C19	Annual	65,332.80	68,598.40	72,030.40	75,628.80	79,414.40	83,387.20	87,547.20	89,731.20	91,977.60
			Monthly	5,444.40	5,716.53	6,002.53	6,302.40	6,617.87	6,948.93	7,295.60	7,477.60	7,664.80
			Hourly	31.4100	32.9800	34.6300	36.3600	38.1800	40.0900	42.0900	43.1400	44.2200
Maintenance & Operations Division Manager	DMG	C31	Annual	117,332.80	123,198.40	129,355.20	135,824.00	142,625.60	149,760.00	157,248.00	161,179.20	165,214.40
			Monthly	9,777.73	10,266.53	10,779.60	11,318.67	11,885.47	12,480.00	13,104.00	13,431.60	13,767.87
			Hourly	56.4100	59.2300	62.1900	65.3000	68.5700	72.0000	75.6000	77.4900	79.4300
Maintenance Worker I	NE	C12	Annual	46,446.40	48,776.00	51,209.60	53,768.00	56,451.20	59,280.00	62,254.40	63,814.40	65,416.00
			Monthly	3,870.53	4,064.67	4,267.47	4,480.67	4,704.27	4,940.00	5,187.87	5,317.87	5,451.33
			Hourly	22.3300	23.4500	24.6200	25.8500	27.1400	28.5000	29.9300	30.6800	31.4500
Maintenance Worker II	NE	C15	Annual	53,768.00	56,451.20	59,280.00	62,254.40	65,374.40	68,640.00	72,072.00	73,881.60	75,732.80
			Monthly	4,480.67	4,704.27	4,940.00	5,187.87	5,447.87	5,720.00	6,006.00	6,156.80	6,311.07
			Hourly	25.8500	27.1400	28.5000	29.9300	31.4300	33.0000	34.6500	35.5200	36.4100
Maintenance Worker/Work Release Coordinator	NE	C16	Annual	56,451.20	59,280.00	62,254.40	65,374.40	68,640.00	72,072.00	75,670.40	77,563.20	79,497.60
			Monthly	4,704.27	4,940.00	5,187.87	5,447.87	5,720.00	6,006.00	6,305.87	6,463.60	6,624.80
			Hourly	27.1400	28.5000	29.9300	31.4300	33.0000	34.6500	36.3800	37.2900	38.2200
Management Aide	NE	C18	Annual	62,233.60	65,353.60	68,619.20	72,051.20	75,649.60	79,435.20	83,408.00	85,488.00	87,630.40
			Monthly	5,186.13	5,446.13	5,718.27	6,004.27	6,304.13	6,619.60	6,950.67	7,124.00	7,302.53
			Hourly	29.9200	31.4200	32.9900	34.6400	36.3700	38.1900	40.1000	41.1000	42.1300
Management Analyst	PAM	C24	Annual	83,387.20	87,547.20	91,915.20	96,512.00	101,337.60	106,412.80	111,737.60	114,524.80	117,395.20
			Monthly	6,948.93	7,295.60	7,659.60	8,042.67	8,444.80	8,867.73	9,311.47	9,543.73	9,782.93
			Hourly	40.0900	42.0900	44.1900	46.4000	48.7200	51.1600	53.7200	55.0600	56.4400
Management Assistant	PAM	C22	Annual	75,628.80	79,414.40	83,387.20	87,547.20	91,915.20	96,512.00	101,337.60	103,875.20	106,475.20
			Monthly	6,302.40	6,617.87	6,948.93	7,295.60	7,659.60	8,042.67	8,444.80	8,656.27	8,872.93
			Hourly	36.3600	38.1800	40.0900	42.0900	44.1900	46.4000	48.7200	49.9400	51.1900
Media & Communications Division Manager	DMG	C33	Annual	135,574.40	142,355.20	149,468.80	156,936.00	164,777.60	173,014.40	181,667.20	186,201.60	190,860.80
			Monthly	11,297.87	11,862.93	12,455.73	13,078.00	13,731.47	14,417.87	15,138.93	15,516.80	15,905.07
			Hourly	65.1800	68.4400	71.8600	75.4500	79.2200	83.1800	87.3400	89.5200	91.7600
Network Administrator	PAM	C31	Annual	117,332.80	123,198.40	129,355.20	135,824.00	142,625.60	149,760.00	157,248.00	161,179.20	165,214.40
			Monthly	9,777.73	10,266.53	10,779.60	11,318.67	11,885.47	12,480.00	13,104.00	13,431.60	13,767.87
			Hourly	56.4100	59.2300	62.1900	65.3000	68.5700	72.0000	75.6000	77.4900	79.4300

Attachment: City Resolution 2023-XX (6224 : FISCAL YEAR 2023/24 FIRST QUARTER OPERATING & CIP



**CITY OF MORENO VALLEY**

**SALARY SCALE - CAREER POSITIONS**  
EFFECTIVE 07/06/2024

TITLE	GRP	GRADE		SALARY									
				A	B	C	D	E	F	G	H	I	
					5.0%	5.0%	5.0%	5.0%	5.0%	5.0%	5.0%	2.5%	2.5%
Network & Systems Specialist	PAM	C24	Annual	83,387.20	87,547.20	91,915.20	96,512.00	101,337.60	106,412.80	111,737.60	114,524.80	117,395.20	
			Monthly	6,948.93	7,295.60	7,659.60	8,042.67	8,444.80	8,867.73	9,311.47	9,543.73	9,782.93	
			Hourly	40.0900	42.0900	44.1900	46.4000	48.7200	51.1600	53.7200	55.0600	56.4400	
Paralegal	NE	C20	Annual	68,598.40	72,030.40	75,628.80	79,414.40	83,387.20	87,547.20	91,915.20	94,203.20	96,553.60	
			Monthly	5,716.53	6,002.53	6,302.40	6,617.87	6,948.93	7,295.60	7,659.60	7,850.27	8,046.13	
			Hourly	32.9800	34.6300	36.3600	38.1800	40.0900	42.0900	44.1900	45.2900	46.4200	
Park Ranger	NE	C16	Annual	56,451.20	59,280.00	62,254.40	65,374.40	68,640.00	72,072.00	75,670.40	77,563.20	79,497.60	
			Monthly	4,704.27	4,940.00	5,187.87	5,447.87	5,720.00	6,006.00	6,305.87	6,463.60	6,624.80	
			Hourly	27.1400	28.5000	29.9300	31.4300	33.0000	34.6500	36.3800	37.2900	38.2200	
Parking Control Officer	NE	C12	Annual	46,446.40	48,776.00	51,209.60	53,768.00	56,451.20	59,280.00	62,254.40	63,814.40	65,416.00	
			Monthly	3,870.53	4,064.67	4,267.47	4,480.67	4,704.27	4,940.00	5,187.87	5,317.87	5,451.33	
			Hourly	22.3300	23.4500	24.6200	25.8500	27.1400	28.5000	29.9300	30.6800	31.4500	
Parks & Community Services Administration & Financial Services Division Manager	DMG	C30	Annual	111,758.40	117,353.60	123,219.20	129,376.00	135,844.80	142,646.40	149,780.80	153,524.80	157,372.80	
			Monthly	9,313.20	9,779.47	10,268.27	10,781.33	11,320.40	11,887.20	12,481.73	12,793.73	13,114.40	
			Hourly	53.7300	56.4200	59.2400	62.2000	65.3100	68.5800	72.0100	73.8100	75.6600	
Parks & Landscape Services Division Manager	DMG	C31	Annual	117,332.80	123,198.40	129,355.20	135,824.00	142,625.60	149,760.00	157,248.00	161,179.20	165,214.40	
			Monthly	9,777.73	10,266.53	10,779.60	11,318.67	11,885.47	12,480.00	13,104.00	13,431.60	13,767.87	
			Hourly	56.4100	59.2300	62.1900	65.3000	68.5700	72.0000	75.6000	77.4900	79.4300	
Parks Maintenance Supervisor	PAM	C25	Annual	87,568.00	91,956.80	96,553.60	101,379.20	106,454.40	111,779.20	117,374.40	120,307.20	123,323.20	
			Monthly	7,297.33	7,663.07	8,046.13	8,448.27	8,871.20	9,314.93	9,781.20	10,025.60	10,276.93	
			Hourly	42.1000	44.2100	46.4200	48.7400	51.1800	53.7400	56.4300	57.8400	59.2900	
Parks Maintenance Worker	NE	C12	Annual	46,446.40	48,776.00	51,209.60	53,768.00	56,451.20	59,280.00	62,254.40	63,814.40	65,416.00	
			Monthly	3,870.53	4,064.67	4,267.47	4,480.67	4,704.27	4,940.00	5,187.87	5,317.87	5,451.33	
			Hourly	22.3300	23.4500	24.6200	25.8500	27.1400	28.5000	29.9300	30.6800	31.4500	
Parks Project Manager	PAM	C25	Annual	87,568.00	91,956.80	96,553.60	101,379.20	106,454.40	111,779.20	117,374.40	120,307.20	123,323.20	
			Monthly	7,297.33	7,663.07	8,046.13	8,448.27	8,871.20	9,314.93	9,781.20	10,025.60	10,276.93	
			Hourly	42.1000	44.2100	46.4200	48.7400	51.1800	53.7400	56.4300	57.8400	59.2900	
Payroll Supervisor	PAM	C26	Annual	91,936.00	96,532.80	101,358.40	106,433.60	111,758.40	117,353.60	123,219.20	126,297.60	129,459.20	
			Monthly	7,661.33	8,044.40	8,446.53	8,869.47	9,313.20	9,779.47	10,268.27	10,524.80	10,788.27	
			Hourly	44.2000	46.4100	48.7300	51.1700	53.7300	56.4200	59.2400	60.7200	62.2400	
Permit Technician	NE	C18	Annual	62,233.60	65,353.60	68,619.20	72,051.20	75,649.60	79,435.20	83,408.00	85,488.00	87,630.40	
			Monthly	5,186.13	5,446.13	5,718.27	6,004.27	6,304.13	6,619.60	6,950.67	7,124.00	7,302.53	
			Hourly	29.9200	31.4200	32.9900	34.6400	36.3700	38.1900	40.1000	41.1000	42.1300	
Planning Division Manager/Official	DMG	C34	Annual	145,745.60	153,025.60	160,680.00	168,708.80	177,153.60	186,014.40	195,312.00	200,200.00	205,212.80	
			Monthly	12,145.47	12,752.13	13,390.00	14,059.07	14,762.80	15,501.20	16,276.00	16,683.33	17,101.07	
			Hourly	70.0700	73.5700	77.2500	81.1100	85.1700	89.4300	93.9000	96.2500	98.6600	
Power Supply Manager	PAM	C29	Annual	106,412.80	111,737.60	117,332.80	123,198.40	129,355.20	135,824.00	142,625.60	146,182.40	149,843.20	
			Monthly	8,867.73	9,311.47	9,777.73	10,266.53	10,779.60	11,318.67	11,885.47	12,181.87	12,486.93	
			Hourly	51.1600	53.7200	56.4100	59.2300	62.1900	65.3000	68.5700	70.2800	72.0400	

Attachment: City Resolution 2023-XX (6224 : FISCAL YEAR 2023/24 FIRST QUARTER OPERATING & CIP

**CITY OF MORENO VALLEY**

**SALARY SCALE - CAREER POSITIONS**  
EFFECTIVE 07/06/2024

TITLE	GRP	GRADE										
			A	B	C	D	E	F	G	H	I	
			5.0%		5.0%	5.0%	5.0%	5.0%	5.0%	5.0%	2.5%	2.5%
Principal Accountant	PAM	C28	Annual	101,358.40	106,433.60	111,758.40	117,353.60	123,219.20	129,376.00	135,844.80	139,235.20	142,708.80
			Monthly	8,446.53	8,869.47	9,313.20	9,779.47	10,268.27	10,781.33	11,320.40	11,602.93	11,892.40
			Hourly	48.7300	51.1700	53.7300	56.4200	59.2400	62.2000	65.3100	66.9400	68.6100
Principal Engineer	DMG	C33	Annual	135,574.40	142,355.20	149,468.80	156,936.00	164,777.60	173,014.40	181,667.20	186,201.60	190,860.80
			Monthly	11,297.87	11,862.93	12,455.73	13,078.00	13,731.47	14,417.87	15,138.93	15,516.80	15,905.07
			Hourly	65.1800	68.4400	71.8600	75.4500	79.2200	83.1800	87.3400	89.5200	91.7600
Principal Engineer/City Traffic Engineer	DMG	C33	Annual	135,574.40	142,355.20	149,468.80	156,936.00	164,777.60	173,014.40	181,667.20	186,201.60	190,860.80
			Monthly	11,297.87	11,862.93	12,455.73	13,078.00	13,731.47	14,417.87	15,138.93	15,516.80	15,905.07
			Hourly	65.1800	68.4400	71.8600	75.4500	79.2200	83.1800	87.3400	89.5200	91.7600
Principal Planner	PAM	C33	Annual	135,574.40	142,355.20	149,468.80	156,936.00	164,777.60	173,014.40	181,667.20	186,201.60	190,860.80
			Monthly	11,297.87	11,862.93	12,455.73	13,078.00	13,731.47	14,417.87	15,138.93	15,516.80	15,905.07
			Hourly	65.1800	68.4400	71.8600	75.4500	79.2200	83.1800	87.3400	89.5200	91.7600
Program Analyst	PAM	C24	Annual	83,387.20	87,547.20	91,915.20	96,512.00	101,337.60	106,412.80	111,737.60	114,524.80	117,395.20
			Monthly	6,948.93	7,295.60	7,659.60	8,042.67	8,444.80	8,867.73	9,311.47	9,543.73	9,782.93
			Hourly	40.0900	42.0900	44.1900	46.4000	48.7200	51.1600	53.7200	55.0600	56.4400
Public Information/Intergovernmental Relations Officer	PAM	C28	Annual	101,358.40	106,433.60	111,758.40	117,353.60	123,219.20	129,376.00	135,844.80	139,235.20	142,708.80
			Monthly	8,446.53	8,869.47	9,313.20	9,779.47	10,268.27	10,781.33	11,320.40	11,602.93	11,892.40
			Hourly	48.7300	51.1700	53.7300	56.4200	59.2400	62.2000	65.3100	66.9400	68.6100
Public Safety Contracts Administrator	DMG	C30	Annual	111,758.40	117,353.60	123,219.20	129,376.00	135,844.80	142,646.40	149,780.80	153,524.80	157,372.80
			Monthly	9,313.20	9,779.47	10,268.27	10,781.33	11,320.40	11,887.20	12,481.73	12,793.73	13,114.40
			Hourly	53.7300	56.4200	59.2400	62.2000	65.3100	68.5800	72.0100	73.8100	75.6600
Purchasing Division Manager	DMG	C32	Annual	126,131.20	132,433.60	139,048.00	145,995.20	153,296.00	160,971.20	169,020.80	173,243.20	177,569.60
			Monthly	10,510.93	11,036.13	11,587.33	12,166.27	12,774.67	13,414.27	14,085.07	14,436.93	14,797.47
			Hourly	60.6400	63.6700	66.8500	70.1900	73.7000	77.3900	81.2600	83.2900	85.3700
Recycling Specialist	NE	C16	Annual	56,451.20	59,280.00	62,254.40	65,374.40	68,640.00	72,072.00	75,670.40	77,563.20	79,497.60
			Monthly	4,704.27	4,940.00	5,187.87	5,447.87	5,720.00	6,006.00	6,305.87	6,463.60	6,624.80
			Hourly	27.1400	28.5000	29.9300	31.4300	33.0000	34.6500	36.3800	37.2900	38.2200
Registered Veterinary Technician	NE	C16	Annual	56,451.20	59,280.00	62,254.40	65,374.40	68,640.00	72,072.00	75,670.40	77,563.20	79,497.60
			Monthly	4,704.27	4,940.00	5,187.87	5,447.87	5,720.00	6,006.00	6,305.87	6,463.60	6,624.80
			Hourly	27.1400	28.5000	29.9300	31.4300	33.0000	34.6500	36.3800	37.2900	38.2200
Security Guard	NE	C08	Annual	38,209.60	40,123.20	42,120.00	44,220.80	46,425.60	48,755.20	51,188.80	52,478.40	53,788.80
			Monthly	3,184.13	3,343.60	3,510.00	3,685.07	3,868.80	4,062.93	4,265.73	4,373.20	4,482.40
			Hourly	18.3700	19.2900	20.2500	21.2600	22.3200	23.4400	24.6100	25.2300	25.8600
Senior Accountant	PAM	C25	Annual	87,568.00	91,956.80	96,553.60	101,379.20	106,454.40	111,779.20	117,374.40	120,307.20	123,323.20
			Monthly	7,297.33	7,663.07	8,046.13	8,448.27	8,871.20	9,314.93	9,781.20	10,025.60	10,276.93
			Hourly	42.1000	44.2100	46.4200	48.7400	51.1800	53.7400	56.4300	57.8400	59.2900
Senior Administrative Assistant	NE	C17	Annual	59,280.00	62,254.40	65,374.40	68,640.00	72,072.00	75,670.40	79,456.00	81,452.80	83,491.20
			Monthly	4,940.00	5,187.87	5,447.87	5,720.00	6,006.00	6,305.87	6,621.33	6,787.73	6,957.60
			Hourly	28.5000	29.9300	31.4300	33.0000	34.6500	36.3800	38.2000	39.1600	40.1400

Attachment: City Resolution 2023-XX (6224 : FISCAL YEAR 2023/24 FIRST QUARTER OPERATING & CIP

**CITY OF MORENO VALLEY**

**SALARY SCALE - CAREER POSITIONS**  
EFFECTIVE 07/06/2024

TITLE	GRP	GRADE										
			A	B	C	D	E	F	G	H	I	
			5.0%		5.0%	5.0%	5.0%	5.0%	5.0%	5.0%	2.5%	2.5%
Senior Applications Analyst	PAM	C27	Annual	96,532.80	101,358.40	106,433.60	111,758.40	117,353.60	123,219.20	129,376.00	132,620.80	135,928.00
			Monthly	8,044.40	8,446.53	8,869.47	9,313.20	9,779.47	10,268.27	10,781.33	11,051.73	11,327.33
			Hourly	46.4100	48.7300	51.1700	53.7300	56.4200	59.2400	62.2000	63.7600	65.3500
Senior Building Inspector	PAM	C25	Annual	87,568.00	91,956.80	96,553.60	101,379.20	106,454.40	111,779.20	117,374.40	120,307.20	123,323.20
			Monthly	7,297.33	7,663.07	8,046.13	8,448.27	8,871.20	9,314.93	9,781.20	10,025.60	10,276.93
			Hourly	42.1000	44.2100	46.4200	48.7400	51.1800	53.7400	56.4300	57.8400	59.2900
Senior Community Enhancement Officer	PAM	C22	Annual	75,628.80	79,414.40	83,387.20	87,547.20	91,915.20	96,512.00	101,337.60	103,875.20	106,475.20
			Monthly	6,302.40	6,617.87	6,948.93	7,295.60	7,659.60	8,042.67	8,444.80	8,656.27	8,872.93
			Hourly	36.3600	38.1800	40.0900	42.0900	44.1900	46.4000	48.7200	49.9400	51.1900
Senior Construction Inspector	PAM	C23	Annual	79,435.20	83,408.00	87,588.80	91,977.60	96,574.40	101,400.00	106,475.20	109,137.60	111,862.40
			Monthly	6,619.60	6,950.67	7,299.07	7,664.80	8,047.87	8,450.00	8,872.93	9,094.80	9,321.87
			Hourly	38.1900	40.1000	42.1100	44.2200	46.4300	48.7500	51.1900	52.4700	53.7800
Senior Deputy City Clerk	DMG	C30	Annual	111,758.40	117,353.60	123,219.20	129,376.00	135,844.80	142,646.40	149,780.80	153,524.80	157,372.80
			Monthly	9,313.20	9,779.47	10,268.27	10,781.33	11,320.40	11,887.20	12,481.73	12,793.73	13,114.40
			Hourly	53.7300	56.4200	59.2400	62.2000	65.3100	68.5800	72.0100	73.8100	75.6600
Senior Electrical Engineer	PAM	C31	Annual	117,332.80	123,198.40	129,355.20	135,824.00	142,625.60	149,760.00	157,248.00	161,179.20	165,214.40
			Monthly	9,777.73	10,266.53	10,779.60	11,318.67	11,885.47	12,480.00	13,104.00	13,431.60	13,767.87
			Hourly	56.4100	59.2300	62.1900	65.3000	68.5700	72.0000	75.6000	77.4900	79.4300
Senior Engineer, P.E.	PAM	C31	Annual	117,332.80	123,198.40	129,355.20	135,824.00	142,625.60	149,760.00	157,248.00	161,179.20	165,214.40
			Monthly	9,777.73	10,266.53	10,779.60	11,318.67	11,885.47	12,480.00	13,104.00	13,431.60	13,767.87
			Hourly	56.4100	59.2300	62.1900	65.3000	68.5700	72.0000	75.6000	77.4900	79.4300
Senior Equipment Operator	NE	C18	Annual	62,233.60	65,353.60	68,619.20	72,051.20	75,649.60	79,435.20	83,408.00	85,488.00	87,630.40
			Monthly	5,186.13	5,446.13	5,718.27	6,004.27	6,304.13	6,619.60	6,950.67	7,124.00	7,302.53
			Hourly	29.9200	31.4200	32.9900	34.6400	36.3700	38.1900	40.1000	41.1000	42.1300
Senior Graphics Designer	NE	C19	Annual	65,332.80	68,598.40	72,030.40	75,628.80	79,414.40	83,387.20	87,547.20	89,731.20	91,977.60
			Monthly	5,444.40	5,716.53	6,002.53	6,302.40	6,617.87	6,948.93	7,295.60	7,477.60	7,664.80
			Hourly	31.4100	32.9800	34.6300	36.3600	38.1800	40.0900	42.0900	43.1400	44.2200
Senior Human Resources Analyst	PAM	C27	Annual	96,532.80	101,358.40	106,433.60	111,758.40	117,353.60	123,219.20	129,376.00	132,620.80	135,928.00
			Monthly	8,044.40	8,446.53	8,869.47	9,313.20	9,779.47	10,268.27	10,781.33	11,051.73	11,327.33
			Hourly	46.4100	48.7300	51.1700	53.7300	56.4200	59.2400	62.2000	63.7600	65.3500
Senior Landscape Services Inspector	PAM	C20	Annual	68,598.40	72,030.40	75,628.80	79,414.40	83,387.20	87,547.20	91,915.20	94,203.20	96,553.60
			Monthly	5,716.53	6,002.53	6,302.40	6,617.87	6,948.93	7,295.60	7,659.60	7,850.27	8,046.13
			Hourly	32.9800	34.6300	36.3600	38.1800	40.0900	42.0900	44.1900	45.2900	46.4200
Senior Management Analyst	PAM	C27	Annual	96,532.80	101,358.40	106,433.60	111,758.40	117,353.60	123,219.20	129,376.00	132,620.80	135,928.00
			Monthly	8,044.40	8,446.53	8,869.47	9,313.20	9,779.47	10,268.27	10,781.33	11,051.73	11,327.33
			Hourly	46.4100	48.7300	51.1700	53.7300	56.4200	59.2400	62.2000	63.7600	65.3500
Senior Office Assistant	NE	C13	Annual	48,755.20	51,188.80	53,747.20	56,430.40	59,259.20	62,212.80	65,332.80	66,976.00	68,660.80
			Monthly	4,062.93	4,265.73	4,478.93	4,702.53	4,938.27	5,184.40	5,444.40	5,581.33	5,721.73
			Hourly	23.4400	24.6100	25.8400	27.1300	28.4900	29.9100	31.4100	32.2000	33.0100

Attachment: City Resolution 2023-XX (6224 : FISCAL YEAR 2023/24 FIRST QUARTER OPERATING & CIP

**CITY OF MORENO VALLEY**

**SALARY SCALE - CAREER POSITIONS**  
EFFECTIVE 07/06/2024

TITLE	GRP	GRADE										
			A	B	C	D	E	F	G	H	I	
				5.0%	5.0%	5.0%	5.0%	5.0%	5.0%	2.5%	2.5%	
Senior Parking Control Officer	NE	C14	Annual	51,209.60	53,768.00	56,451.20	59,280.00	62,254.40	65,374.40	68,640.00	70,366.40	72,134.40
			Monthly	4,267.47	4,480.67	4,704.27	4,940.00	5,187.87	5,447.87	5,720.00	5,863.87	6,011.20
			Hourly	24.6200	25.8500	27.1400	28.5000	29.9300	31.4300	33.0000	33.8300	34.6800
Senior Parks Maintenance Technician	NE	C19	Annual	65,332.80	68,598.40	72,030.40	75,628.80	79,414.40	83,387.20	87,547.20	89,731.20	91,977.60
			Monthly	5,444.40	5,716.53	6,002.53	6,302.40	6,617.87	6,948.93	7,295.60	7,477.60	7,664.80
			Hourly	31.4100	32.9800	34.6300	36.3600	38.1800	40.0900	42.0900	43.1400	44.2200
Senior Payroll Technician	NE	C18	Annual	62,233.60	65,353.60	68,619.20	72,051.20	75,649.60	79,435.20	83,408.00	85,488.00	87,630.40
			Monthly	5,186.13	5,446.13	5,718.27	6,004.27	6,304.13	6,619.60	6,950.67	7,124.00	7,302.53
			Hourly	29.9200	31.4200	32.9900	34.6400	36.3700	38.1900	40.1000	41.1000	42.1300
Senior Permit Technician	NE	C20	Annual	68,598.40	72,030.40	75,628.80	79,414.40	83,387.20	87,547.20	91,915.20	94,203.20	96,553.60
			Monthly	5,716.53	6,002.53	6,302.40	6,617.87	6,948.93	7,295.60	7,659.60	7,850.27	8,046.13
			Hourly	32.9800	34.6300	36.3600	38.1800	40.0900	42.0900	44.1900	45.2900	46.4200
Senior Planner	PAM	C27	Annual	96,532.80	101,358.40	106,433.60	111,758.40	117,353.60	123,219.20	129,376.00	132,620.80	135,928.00
			Monthly	8,044.40	8,446.53	8,869.47	9,313.20	9,779.47	10,268.27	10,781.33	11,051.73	11,327.33
			Hourly	46.4100	48.7300	51.1700	53.7300	56.4200	59.2400	62.2000	63.7600	65.3500
Senior Risk Analyst	PAM	C27	Annual	96,532.80	101,358.40	106,433.60	111,758.40	117,353.60	123,219.20	129,376.00	132,620.80	135,928.00
			Monthly	8,044.40	8,446.53	8,869.47	9,313.20	9,779.47	10,268.27	10,781.33	11,051.73	11,327.33
			Hourly	46.4100	48.7300	51.1700	53.7300	56.4200	59.2400	62.2000	63.7600	65.3500
Senior Telecommunications Technician	NE	C22	Annual	75,628.80	79,414.40	83,387.20	87,547.20	91,915.20	96,512.00	101,337.60	103,875.20	106,475.20
			Monthly	6,302.40	6,617.87	6,948.93	7,295.60	7,659.60	8,042.67	8,444.80	8,656.27	8,872.93
			Hourly	36.3600	38.1800	40.0900	42.0900	44.1900	46.4000	48.7200	49.9400	51.1900
Senior Traffic Signal Technician	PAM	C23	Annual	79,435.20	83,408.00	87,588.80	91,977.60	96,574.40	101,400.00	106,475.20	109,137.60	111,862.40
			Monthly	6,619.60	6,950.67	7,299.07	7,664.80	8,047.87	8,450.00	8,872.93	9,094.80	9,321.87
			Hourly	38.1900	40.1000	42.1100	44.2200	46.4300	48.7500	51.1900	52.4700	53.7800
Special Districts Division Manager	DMG	C34	Annual	145,745.60	153,025.60	160,680.00	168,708.80	177,153.60	186,014.40	195,312.00	200,200.00	205,212.80
			Monthly	12,145.47	12,752.13	13,390.00	14,059.07	14,762.80	15,501.20	16,276.00	16,683.33	17,101.07
			Hourly	70.0700	73.5700	77.2500	81.1100	85.1700	89.4300	93.9000	96.2500	98.6600
Special Events & Facilities Division Manager	DMG	C30	Annual	111,758.40	117,353.60	123,219.20	129,376.00	135,844.80	142,646.40	149,780.80	153,524.80	157,372.80
			Monthly	9,313.20	9,779.47	10,268.27	10,781.33	11,320.40	11,887.20	12,481.73	12,793.73	13,114.40
			Hourly	53.7300	56.4200	59.2400	62.2000	65.3100	68.5800	72.0100	73.8100	75.6600
Storekeeper	NE	C14	Annual	51,209.60	53,768.00	56,451.20	59,280.00	62,254.40	65,374.40	68,640.00	70,366.40	72,134.40
			Monthly	4,267.47	4,480.67	4,704.27	4,940.00	5,187.87	5,447.87	5,720.00	5,863.87	6,011.20
			Hourly	24.6200	25.8500	27.1400	28.5000	29.9300	31.4300	33.0000	33.8300	34.6800
Strategic Initiatives Manager	DMG	C34	Annual	145,745.60	153,025.60	160,680.00	168,708.80	177,153.60	186,014.40	195,312.00	200,200.00	205,212.80
			Monthly	12,145.47	12,752.13	13,390.00	14,059.07	14,762.80	15,501.20	16,276.00	16,683.33	17,101.07
			Hourly	70.0700	73.5700	77.2500	81.1100	85.1700	89.4300	93.9000	96.2500	98.6600
Street Maintenance Supervisor	PAM	C25	Annual	87,568.00	91,956.80	96,553.60	101,379.20	106,454.40	111,779.20	117,374.40	120,307.20	123,323.20
			Monthly	7,297.33	7,663.07	8,046.13	8,448.27	8,871.20	9,314.93	9,781.20	10,025.60	10,276.93
			Hourly	42.1000	44.2100	46.4200	48.7400	51.1800	53.7400	56.4300	57.8400	59.2900

Attachment: City Resolution 2023-XX (6224 : FISCAL YEAR 2023/24 FIRST QUARTER OPERATING & CIP

**CITY OF MORENO VALLEY**

**SALARY SCALE - CAREER POSITIONS**  
EFFECTIVE 07/06/2024

TITLE	GRP	GRADE										
			A	B	C	D	E	F	G	H	I	
				5.0%	5.0%	5.0%	5.0%	5.0%	5.0%	5.0%	2.5%	2.5%
Telecommunications Engineer/Administrator	PAM	C29	Annual	106,412.80	111,737.60	117,332.80	123,198.40	129,355.20	135,824.00	142,625.60	146,182.40	149,843.20
			Monthly	8,867.73	9,311.47	9,777.73	10,266.53	10,779.60	11,318.67	11,885.47	12,181.87	12,486.93
			Hourly	51.1600	53.7200	56.4100	59.2300	62.1900	65.3000	68.5700	70.2800	72.0400
Telecommunications Technician	NE	C20	Annual	68,598.40	72,030.40	75,628.80	79,414.40	83,387.20	87,547.20	91,915.20	94,203.20	96,553.60
			Monthly	5,716.53	6,002.53	6,302.40	6,617.87	6,948.93	7,295.60	7,659.60	7,850.27	8,046.13
			Hourly	32.9800	34.6300	36.3600	38.1800	40.0900	42.0900	44.1900	45.2900	46.4200
Traffic Operations Supervisor	PAM	C26	Annual	91,936.00	96,532.80	101,358.40	106,433.60	111,758.40	117,353.60	123,219.20	126,297.60	129,459.20
			Monthly	7,661.33	8,044.40	8,446.53	8,869.47	9,313.20	9,779.47	10,268.27	10,524.80	10,788.27
			Hourly	44.2000	46.4100	48.7300	51.1700	53.7300	56.4200	59.2400	60.7200	62.2400
Traffic Signal Technician	NE	C22	Annual	75,628.80	79,414.40	83,387.20	87,547.20	91,915.20	96,512.00	101,337.60	103,875.20	106,475.20
			Monthly	6,302.40	6,617.87	6,948.93	7,295.60	7,659.60	8,042.67	8,444.80	8,656.27	8,872.93
			Hourly	36.3600	38.1800	40.0900	42.0900	44.1900	46.4000	48.7200	49.9400	51.1900
Traffic Sign/Marking Technician I	NE	C13	Annual	48,755.20	51,188.80	53,747.20	56,430.40	59,259.20	62,212.80	65,332.80	66,976.00	68,660.80
			Monthly	4,062.93	4,265.73	4,478.93	4,702.53	4,938.27	5,184.40	5,444.40	5,581.33	5,721.73
			Hourly	23.4400	24.6100	25.8400	27.1300	28.4900	29.9100	31.4100	32.2000	33.0100
Traffic Sign/Marking Technician II	NE	C15	Annual	53,768.00	56,451.20	59,280.00	62,254.40	65,374.40	68,640.00	72,072.00	73,881.60	75,732.80
			Monthly	4,480.67	4,704.27	4,940.00	5,187.87	5,447.87	5,720.00	6,006.00	6,156.80	6,311.07
			Hourly	25.8500	27.1400	28.5000	29.9300	31.4300	33.0000	34.6500	35.5200	36.4100
Utility Finance Manager	PAM	C28	Annual	101,358.40	106,433.60	111,758.40	117,353.60	123,219.20	129,376.00	135,844.80	139,235.20	142,708.80
			Monthly	8,446.53	8,869.47	9,313.20	9,779.47	10,268.27	10,781.33	11,320.40	11,602.93	11,892.40
			Hourly	48.7300	51.1700	53.7300	56.4200	59.2400	62.2000	65.3100	66.9400	68.6100
Vehicle/Equipment Technician	NE	C17	Annual	59,280.00	62,254.40	65,374.40	68,640.00	72,072.00	75,670.40	79,456.00	81,452.80	83,491.20
			Monthly	4,940.00	5,187.87	5,447.87	5,720.00	6,006.00	6,305.87	6,621.33	6,787.73	6,957.60
			Hourly	28.5000	29.9300	31.4300	33.0000	34.6500	36.3800	38.2000	39.1600	40.1400

Attachment: City Resolution 2023-XX (6224 : FISCAL YEAR 2023/24 FIRST QUARTER OPERATING & CIP

## RESOLUTION NO. 2023-\_\_

A RESOLUTION OF THE CITY COUNCIL OF THE CITY OF MORENO VALLEY, CALIFORNIA, APPROVING THE ADJUSTMENT TO THE PROPERTY POSTING FEES AND REPEALING PRIOR RESOLUTIONS THAT MAY CONFLICT WITH PROPOSED FEES

WHEREAS, the City Council of the City of Moreno Valley, California, has in the past approved and adopted fee schedules for various services provided by the City based on voluntary requests from the public; and

WHEREAS, the fees set forth in the proposed fee schedule are in compliance with state statutes and do not exceed the actual or estimated costs to the City of providing the services to which the fees relate; and

WHEREAS, the City Council has duly considered at a noticed regularly scheduled meeting, the question of whether or not to modify existing fees and establish new fees for such services; and

WHEREAS, at said meeting, the City Council duly considered all public comments which were made with respect to said question;

NOW, THEREFORE, THE CITY COUNCIL OF THE CITY OF MORENO VALLEY, CALIFORNIA, DOES HEREBY RESOLVE AS FOLLOWS:

1. The fee schedule attached hereto as Exhibit "A" is hereby approved, adopted and incorporated herein by this reference, amending the City of Moreno Valley Schedule of City Fees, Charges and Rates.
2. The approved fees shall be applied to all uses set forth in said schedule.
3. The fees are in compliance with state statutes and there is a reasonable relationship between the fees to be collected for the provision of various City services, and the City's costs in providing those services.
4. The fees set forth in Exhibit "A" are necessary to enable the City to provide the services to which they relate.
5. The approved fee schedule established herein shall become effective 30 days after the adoption of the Resolution.
6. All prior enactments of the City Council establishing fees for services and materials are hereby repealed to the extent that such enactments establish fees for services and materials which are different than the fees established therefore by this Resolution but shall otherwise remain in full force and effect.

7. If any provision, clause, sentence or paragraph of this Resolution or the application thereof to any person or circumstance shall be held invalid, such invalidity shall not affect any other provision or application of the provisions of this Resolution which can be given effect without the invalid provision or application, and to this end the provisions of this Resolution are hereby declared to be severable.

APPROVED AND ADOPTED this 7<sup>th</sup> day of November, 2023.

\_\_\_\_\_  
Ulises Cabrera  
Mayor  
City of Moreno Valley

ATTEST:

\_\_\_\_\_  
Jane Halstead, City Clerk

APPROVED AS TO FORM:

\_\_\_\_\_  
Steven Quintanilla, City Attorney

2  
Resolution No. 2023-XX  
Date Adopted: November 7, 2023

Attachment: Resolution 2023-XX Planning User Fee Schedule (6224 : FISCAL YEAR 2023/24 FIRST QUARTER OPERATING & CIP BUDGET

**RESOLUTION JURAT**

STATE OF CALIFORNIA     )  
COUNTY OF RIVERSIDE    ) ss.  
CITY OF MORENO VALLEY )

I, Jane Halstead, City Clerk of the City of Moreno Valley, California, do hereby certify that Resolution No. 2023-xx was duly and regularly adopted by the City Council of the City of Moreno Valley at a regular meeting held on the 7<sup>th</sup> day of November, 2023, by the following vote:

AYES:

NOES:

ABSENT:

ABSTAIN:

(Council Members, Mayor)

\_\_\_\_\_  
JANE HALSTEAD, CLERK

(SEAL)

3  
Resolution No. 2023-XX  
Date Adopted: November 7, 2023



Exhibit "A" - Proposed Changes

Community Development

Planning

Plot Plan

With hearing

Plus applicable environmental review, notice, posting and acreage/per unit fees  
 \$ 11,637.00

(Note: More than one may be charged for projects with multiple buildings or parcels)

Without hearing (notice)

Plus applicable environmental review, notice, posting and acreage/per unit fees  
 \$ 8,113.00

Without hearing (no notice)

\$ 4,315.00

Amended plot plan/substantial conformance

\$ 4,709.00

Administrative (Includes second units)

\$ 850.00

Property Posting (Cost should reflect actual cost of third party vendor costs)

\$ ~~388.09~~ per street frontage + \$75 per project **\$490.00**

Pre-application Review

\$ 784.00

Renewal Fee

50% of original fee

Reversion to Acreage

Deposit

\$ 1,500.00 Actual charge is "fully burdened" rate charge

Signs

Banner

\$ 43.00

Permit: Wall

\$ 121.00

Permit: Monument

\$ 483.00

Permit: Pole and Freeway

\$ 809.00

Attachment: Resolution 2023-XX Planning User Fee Schedule (6224 : FISCAL YEAR 2023/24 FIRST

Planning

Plot Plan

With hearing

(Note: More than one may be charged for projects with multiple buildings or parcels)

Without hearing (notice)

Without hearing (no notice)

Amended plot plan/substantial conformance

Administrative (Includes second units)

Property Posting (Cost should reflect actual cost of third party vendor costs)

Pre-application Review

Renewal Fee

Reversion to Acreage

Unit

Current Fee

\$ 11,637.00 Plus applicable environmental review, notice, posting and acreage/per unit fees

\$ 8,113.00 Plus applicable environmental review, notice, posting and acreage/per unit fees

\$ 4,315.00

\$ 4,709.00

\$ 850.00

\$ 490.00 per street frontage + \$75 per project

\$ 784.00

50% of original fee

Deposit

\$ 1,500.00 Actual charge is "fully burdened" rate charge

Signs

Banner

Permit: Wall

Permit: Monument

Permit: Pole and Freeway

\$ 43.00

\$ 121.00

\$ 483.00

\$ 809.00

Attachment: Resolution 2023-XX Planning User Fee Schedule (6224 : FISCAL YEAR 2023/24 FIRST

## RESOLUTION NO. 2023-\_\_

A RESOLUTION OF THE CITY COUNCIL OF THE CITY OF MORENO VALLEY, CALIFORNIA, APPROVING THE ALIGNMENT OF SOLAR SYSTEM PERMIT FEES WITH GOVERNMENT CODE 66015, AMENDING THE DESCRIPTION OF WATER HEATER PERMITS TO STORAGE TANK GAS/ELECTRIC WATER HEATER PERMITS, AND REPEALING PRIOR RESOLUTIONS THAT MAY CONFLICT WITH PROPOSED FEES

WHEREAS, the City Council of the City of Moreno Valley, California, has in the past approved and adopted fee schedules for various services provided by the City based on voluntary requests from the public; and

WHEREAS, Senate Bill 379 requires the City to implement an online, automated permitting platform for residential solar permits by September 30, 2023; and

WHEREAS, Government Code 66015 establishes and limits the fees that jurisdictions may assess for residential and commercial solar systems; and

WHEREAS, the fees set forth in the proposed fee schedule are in compliance with state statues and do not exceed the actual or estimated costs to the City of providing the services to which the fees relate; and

WHEREAS, the City Council has duly considered at a noticed regularly scheduled meeting, the question of whether or not to modify existing fees and establish new fees for such services; and

WHEREAS, at said meeting, the City Council duly considered all public comments which were made with respect to said question;

NOW, THEREFORE, THE CITY COUNCIL OF THE CITY OF MORENO VALLEY, CALIFORNIA, DOES HEREBY RESOLVE AS FOLLOWS:

1. The fee schedule attached hereto as Exhibit A, "Proposed Fee Changes for SolarAPP+ Implementation in Accordance with Government Code 66015 and SB 379", is hereby approved, adopted, and incorporated herein by this reference, amending the City of Moreno Valley Schedule of City Fees, Charges and Rates.
2. The fee schedule attached hereto as Exhibit B, "Proposed Changes" to the water heater description is hereby approved, adopted, and incorporated herein as reference, amending the City of Moreno Valley

1

Resolution No. 2023-XX  
Date Adopted: November 7, 2023

Schedule Fees, Charges and Rates.

3. The approved fees shall be applied to all uses set forth in said schedule.
4. The fees are in compliance with state statutes and there is a reasonable relationship between the fees to be collected for the provision of various City services, and the City's costs in providing those services.
5. The fees set forth in Exhibit A and Exhibit B are necessary to enable the City to provide the services to which they relate.
6. The approved fee schedule established herein shall become effective 30 days after the adoption of the Resolution.
7. All prior enactments of the City Council establishing fees for services and materials are hereby repealed to the extent that such enactments establish fees for services and materials which are different than the fees established therefore by this Resolution, but shall otherwise remain in full force and effect.
8. If any provision, clause, sentence or paragraph of this Resolution or the application thereof to any person or circumstance shall be held invalid, such invalidity shall not affect any other provision or application of the provisions of this Resolution which can be given effect without the invalid provision or application, and to this end the provisions of this Resolution are hereby declared to be severable.

2  
Resolution No. 2023-XX  
Date Adopted: November 7, 2023

APPROVED AND ADOPTED this 7<sup>th</sup> day of November, 2023.

\_\_\_\_\_  
Ulises Cabrera  
Mayor  
City of Moreno Valley

ATTEST:

\_\_\_\_\_  
Jane Halstead, City Clerk

APPROVED AS TO FORM:

\_\_\_\_\_  
Steven Quintanilla, City Attorney

3  
Resolution No. 2023-XX  
Date Adopted: November 7, 2023

Attachment: Resolution 2023-XX Building and Safety User Fee Schedule (6224 : FISCAL YEAR 2023/24 FIRST QUARTER OPERATING & CIP

**RESOLUTION \_\_\_\_\_**

STATE OF CALIFORNIA )

COUNTY OF RIVERSIDE ) ss.

CITY OF MORENO VALLEY )

I, Jane Halstead, City Clerk of the City of Moreno Valley, California, do hereby certify that Resolution No. 2023-xx was duly and regularly adopted by the City Council of the City of Moreno Valley at a regular meeting held on the 7th day of November, 2023, by the following vote:

AYES:

NOES:

ABSENT:

ABSTAIN:

(Council Members, Mayor)

\_\_\_\_\_  
JANE HALSTEAD, CLERK

(SEAL)

4  
Resolution No. 2023-XX  
Date Adopted: November 7, 2023

## Community Development

### Building and Safety

#### Miscellaneous Permit Fees (Cont.)

		<u>Current Fee</u>		
		<u>Plan Check</u>	<u>Inspection</u>	
Non-Enclosed All Types				
Up to 300 SF	Each	\$ 155.00	\$ 230.00	
Each additional 300 SF	Each	\$ 74.00	\$ 54.00	
Enclosed, all types				
Up to 300 SF	Each	\$ 230.00	\$ 385.00	
Each additional 300 SF	Each	\$ 74.00	\$ 54.00	
Photovoltaic System (Commercial) (All Trades) - Per System				
Up to 50 kw	<del>Each</del>	\$ 277.00	\$ 471.00	base inspection fee ≤ 50 kW
<del>50 kw</del> > 50 kw and < 250 kW	<del>Each</del>	295.00	<del>616.00</del> \$ 1,252.00	7.00 inspection fee per addtl kW and < 250
<del>50 kw</del> ≥ 250 kW	<del>Each</del>	295.00	<del>616.00</del> \$ 1,292.00	5.00 inspection fee per addtl kW
Photovoltaic System (Residential) (All Trades) - Per System				
SolarAPP+ applications			\$ 385.00	
No Fire Review ≤ 10 kW	<del>Each</del>	88.00	<del>118.00</del> \$ 314.00	
With Fire Review > 10 kW	<del>Each</del>	\$ 127.00	\$ 157.00	base inspection fee > 10 and kW
<del>Each additional hour</del> > 15 kw	<del>per hour</del>		\$ 153.00	15.00 inspection fee per addtl kW
Replacement Lien Release (Non-Service Item)	Each	\$ 153.00		
Retaining Wall (City Stnd)	Each	\$ 42.00	\$ 381.00	
First 50 LF	Each		\$ 77.00	
Each additional 50 LF				
Retaining Wall/Foundation Repair and Replacement	Each	\$ 153.00	\$ 381.00	
First 50 l.f.	Each	\$ 42.00	\$ 76.00	
Each additional 50 l.f.				
Re-Roof	Each	\$ 41.00	\$ 155.00	
Re-Roof No sheathing	Each	\$ 41.00	\$ 230.00	
Re-Roof with Sheathing				
Roof Structure Replacement (Residential)		\$ 459.00	\$ 385.00	
Up to 1,500 SF		\$ 41.00	\$ 115.00	
Each additional 500 s.f.	Each	\$ 153.00	\$ 305.00	
Sales Office Conversion	Each	\$ 229.00	\$ 458.00	
Sauna-Steam	Each	\$ 153.00	\$ 458.00	
Seismic Retrofit/Strengthening per Plan				

Attachment: Resolution 2023-XX Building and Safety User Fee Schedule (6224 : FISCAL YEAR 2023/24)

## Community Development

### Building and Safety

#### Miscellaneous Permit Fees (Cont.)

		<u>Current Fee</u>		
		<u>Plan Check</u>	<u>Inspection</u>	
<b>Non-Enclosed All Types</b>				
Up to 300 SF	Each	\$ 155.00	\$ 230.00	
Each additional 300 SF	Each	\$ 74.00	\$ 54.00	
<b>Enclosed, all types</b>				
Up to 300 SF	Each	\$ 230.00	\$ 385.00	
Each additional 300 SF	Each	\$ 74.00	\$ 54.00	
<b>Photovoltaic System (Commercial) (All Trades) - Per System</b>				
Up to 50 kw		\$ 277.00	\$ 471.00	base inspection fee ≤ 50 kW
> 50 kw and < 250 kW		\$ 295.00	\$ 7.00	inspection fee per addtl kW > 50 a
≥250 kW		\$ 295.00	\$ 5.00	inspection fee per addtl kW ≥ 250
<b>Photovoltaic System (Residential) (All Trades) - Per System</b>				
SolarAPP+ applications			\$ 385.00	
No Fire Review ≤ 10 kW		\$ 88.00	314.00	
With Fire Review > 10 kW and up to 15 kW		\$ 127.00	\$ 157.00	base inspection fee > 10 & ≤ 15 kW
> 15 kw			\$ 15.00	inspection fee per addtl kW > 15
Replacement Lien Release (Non-Service Item)	Each	\$ 153.00		
Retaining Wall (City Stnd)	Each	\$ 42.00	\$ 381.00	
First 50 LF	Each		\$ 77.00	
Each additional 50 LF				
Retaining Wall/Foundation Repair and Replacement	Each	\$ 153.00	\$ 381.00	
First 50 l.f.	Each	\$ 42.00	\$ 76.00	
Each additional 50 l.f.				
Re-Roof	Each	\$ 41.00	\$ 155.00	
Re-Roof No sheathing	Each	\$ 41.00	\$ 230.00	
Re-Roof with Sheathing				
Roof Structure Replacement (Residential)		\$ 459.00	\$ 385.00	
Up to 1,500 SF		\$ 41.00	\$ 115.00	
Each additional 500 s.f.	Each	\$ 153.00	\$ 305.00	
Sales Office Conversion	Each	\$ 229.00	\$ 458.00	
Sauna-Steam	Each	\$ 153.00	\$ 458.00	
Seismic Retrofit/Strengthening per Plan				

Attachment: Resolution 2023-XX Building and Safety User Fee Schedule (6224 : FISCAL YEAR 2023/24)



## Community Development

### Building and Safety

	Unit	Current Fee
* Storage Tank Gas/Electric Water Heater Permit	Each	\$ 60.00
* Storage Tank Gas/Electric Water Heater Permit Re-inspection	Each	\$ 60.00
* Storage Tank Gas/Electric Water Heater Replacement	Each	\$ 60.00

\* - Tankless and Heat Pump Water Heaters - see general Mechanical, Plumbing, and Electrical permits

Attachment: Resolution 2023-XX Building and Safety User Fee Schedule (6224 : FISCAL YEAR 2023/24

**Community Development**

**Building and Safety**

	<u>Unit</u>	<u>Current Fee</u>
* Storage Tank Gas/Electric Water Heater Permit	Each	\$ 60.00
* Storage Tank Gas/Electric Water Heater Permit Re-inspection	Each	\$ 60.00
* Storage Tank Gas/Electric Water Heater Replacement	Each	\$ 60.00

\* - Tankless and Heat Pump Water Heaters see general Mechanical, Plumbing, and Electrical permits

## RESOLUTION NO. 2023-\_\_

A RESOLUTION OF THE CITY COUNCIL OF THE CITY OF MORENO VALLEY, CALIFORNIA, ESTABLISHING THE ANNUAL REVIEW AND ADMINISTRATION FEE AS SET FORTH ARTICLE 5, SECTION 5.1 OF THE WORLD LOGISTICS CENTER DEVELOPMENT AGREEMENT

WHEREAS, the City Council of the City of Moreno Valley, California, has in the past approved and adopted fees for various services provided by the City based on voluntary requests from the public; and

WHEREAS, the fee is in compliance with state statutes and does not exceed the actual or estimated costs to the City of providing the services to which the fee relates; and

WHEREAS, the City Council has duly considered at a noticed regularly scheduled meeting, the question of whether or not to establish a new fee for such services; and

WHEREAS, at said meeting, the City Council duly considered all public comments which were made with respect to said question.

NOW, THEREFORE, THE CITY COUNCIL OF THE CITY OF MORENO VALLEY, CALIFORNIA, DOES HEREBY RESOLVE AS FOLLOWS:

1. The establishment of an Annual Review and Administration Fee is hereby approved, adopted, and incorporated herein by this reference.
2. The approved fee shall be equal to eight (8) hours billed at the current Planning Division fully burdened hourly rate as set forth in City fee schedule.
3. The fee is in compliance with state statutes and there is a reasonable relationship between the fees to be collected for the provision of various City services, and the City's costs in providing those services.
4. The fee is necessary to enable the City to provide the services to which it relates.
5. The approved fee established herein shall become effective 30 days after the adoption of the Resolution.
6. All prior enactments of the City Council establishing fees for services and materials are hereby repealed to the extent that such enactments establish fees for services and materials which are different than the fees established therefore by this Resolution but shall otherwise remain in full force and effect.

7. If any provision, clause, sentence or paragraph of this Resolution or the application thereof to any person or circumstance shall be held invalid, such invalidity shall not affect any other provision or application of the provisions of this Resolution which can be given effect without the invalid provision or application, and to this end the provisions of this Resolution are hereby declared to be severable.

APPROVED AND ADOPTED this 7th day of November, 2023.

\_\_\_\_\_  
Ulises Cabrera  
Mayor  
City of Moreno Valley

ATTEST:

\_\_\_\_\_  
Jane Halstead, City Clerk

APPROVED AS TO FORM:

\_\_\_\_\_  
Steven Quintanilla, City Attorney

2  
Resolution No. 2023-XX  
Date Adopted: November 7, 2023

**RESOLUTION JURAT**

STATE OF CALIFORNIA     )  
COUNTY OF RIVERSIDE    ) ss.  
CITY OF MORENO VALLEY )

I, Jane Halstead, City Clerk of the City of Moreno Valley, California, do hereby certify that Resolution No. 2023-xx was duly and regularly adopted by the City Council of the City of Moreno Valley at a regular meeting held on the 7<sup>th</sup> day of November, 2023, by the following vote:

AYES:

NOES:

ABSENT:

ABSTAIN:

(Council Members, Mayor)

\_\_\_\_\_  
JANE HALSTEAD, CLERK

(SEAL)

3  
Resolution No. 2023-XX  
Date Adopted: November 7, 2023

## Moreno Valley Community Foundation Budget

Expense Classifications	FY 2023/24 Amended Budget	FY 2024/25 Amended Budget
Community Benefit	\$ 316,250	\$ 316,250
Operating Materials & Supplies	70,969	61,566
Contractual Services	112,500	112,500
Professional Services	25,000	25,000
Personnel Services	9,190	9,190
Marketing Services	934	934
<b>Total Administrative Budget</b>	<b>\$ 534,843</b>	<b>\$ 525,440</b>

Attachment: Moreno Valley Community Foundation Budget (6224 : FISCAL YEAR 2023/24 FIRST QUARTER OPERATING & CIP BUDGET



Financial & Management  
Services Department

MEMORANDUM

To: Mike Lee, City Manager  
 From: Brian Mohan, Assistant City Manager/Chief Financial Officer *Bm*  
 Date: September 11, 2023  
 Subject: Approval of Carryover Appropriations from Fiscal Year 2022/23

Council adopted Resolution 2023-24 on May 2, 2023, giving the Chief Financial Officer and City Manager the following authority:

Certain capital projects, programs and commitments have been previously approved by the City Council for appropriation in fiscal year 2022/23 and current adoption of fiscal year 2023/24, the Chief Financial Officer shall be authorized to carryover such appropriation budgets for these items as approved by the City Manager.

For your consideration, the attached carryover exhibits are enclosed for your review. Your signature below will provide the approval to record all requested carryover adjustments.

Mike Lee  
City Manager

Enclosed: Exhibit A - Carryover  
Exhibit B - CIP Carryover

**CITY OF MORENO VALLEY  
GENERAL FUND  
FY 2023/24 Proposed Carryovers**

Department	Fund	Account Description	General Ledger Account	FY 2023/24 Amended Budget	Proposed Carryover	Revised Budget	Description - Proposed Adjustment
Financial & Management Services	1010	Transfers in - from EQUIPMENT MAINTENANCE FUND	1010-99-99-91010-807410	\$ -	\$ 1,300,000	\$ 1,300,000	Approved transfer
Financial & Management Services	1010	Transfers in - from EQUIP REPLACEMENT (FURN & EQUIP)	1010-99-99-91010-807510	115,643	1,034,847	1,150,490.00	Approved transfer
Police	1010	Asset Forfeitures	1010-60-65-40010-480150	265,803	119,696	385,499	Projected expenses
<b>REVENUE TOTAL</b>				<b>\$ 381,446</b>	<b>\$ 2,454,543</b>	<b>\$ 2,835,989</b>	
Community Development	1010	Contractual Svcs - Other	1010-20-38-18210-625099	\$ 292,430	\$ 22,000	\$ 314,430	Projected expenses
Financial & Management Services	1010	Professional Svcs - Other	1010-30-35-25011-620299	505,000	366,495	871,495	Projected expenses
Fire	1010	Maint & Repair - Bldg & Ground	1010-40-45-30110-620910	84,500	30,000	114,500	Projected expenses
Fire	1010	Mach-Equip-New - Vehicles	1010-40-45-30110-660312	-	330,000	330,000	Projected expenses
Police	1010	Maint & Repair - Bldg & Ground	1010-60-65-40010-620910	37,800	52,200	90,000	Projected expenses
Public Works	1010	Mach-Equip-Repl - Vehicles	1010-70-40-45370-660322	2,744,480	1,155,845	3,900,325	Projected expenses
Public Works	1010	Professional Svcs - Other	1010-70-76-45110-620299	431,410	65,330	496,740	Projected expenses
<b>EXPENSES TOTAL</b>				<b>\$ 4,095,620</b>	<b>\$ 2,021,870</b>	<b>\$ 6,117,490</b>	

**CITY OF MORENO VALLEY  
NON-GENERAL FUND  
FY 2023/24 Proposed Carryovers**

Department	Fund	Account Description	General Ledger Account	FY 2023/24 Amended Budget	Proposed Carryover	Revised Budget	Description - Proposed Adjustment
Financial & Management Services	2200	Waste Managmt. Recycling	2200-30-34-77311-486200	\$ 25,823	\$ 50,049	\$ 75,872	Beverage Container Recycling program
City Manager	2300	Fed Grant-Operating Revenue	2300-16-92-72120-485000	-	1,487,583	1,487,583	CalVIP grant
Community Development	2300	State Grant-Operating Revenue	2300-20-27-72203-486000	-	261,913	261,913	SB2 grant
Community Development	2300	State Grant-Operating Revenue	2300-20-27-72205-486000	-	462,974	462,974	LEAP grant
Community Development	2300	State Grant-Operating Revenue	2300-20-28-72210-486000	-	73,011	73,011	CalAPP Solar APP+ grant
Community Development	2300	State Grant-Operating Revenue	2300-20-38-73312-486000	-	75,601	75,601	CDFA & Cal 4 All Animals grant
Financial & Management Services	2300	Other Grant-Operating Revenue	2300-20-38-73313-489000	-	32,232	32,232	Petco grant
Financial & Management Services	2300	State Grant-Operating Revenue	2300-30-34-72208-486000	-	273,630	273,630	SB1383 Local Assistance grant
Parks & Community Services	2300	Fed Grant-Operating Revenue	2300-50-92-72206-485000	-	14,099	14,099	CARES grant
Police	2300	State Grant-Operating Revenue	2300-60-69-76413-486000	-	91,000	91,000	Tobacco grant
Fire	2503	Fed Grant-Operating Revenue	2503-40-47-74105-485000	-	16,271	16,271	EMPG grant
Fire	2503	Fed Grant-Operating Revenue	2503-40-47-74106-485000	-	27,341	27,341	SHSP grant
City Manager	2506	Fed Grant-Operating Revenue	2506-16-92-72657-485000	-	951,838	951,838	HOME program
City Manager	2506	Fed Grant-Operating Revenue	2506-16-92-72658-485000	-	2,427,401	2,427,401	HOME ARP program
City Manager	2514	Fed Grant-Operating Revenue	2514-16-92-72751-485000	-	330,190	330,190	ESG grant
City Manager	2514	Fed Grant-Operating Revenue	2514-16-92-72752-485000	-	1,455,891	1,455,891	ESG-CV grant
Community Development	2715	Fed Grant-Operating Revenue	2715-20-26-72115-485000	-	128,005	128,005	JAG grant
Non-Department	3000	Transfers in - from DIF - ANIMAL SHELTER	3000-99-99-93000-802913	-	125,000	125,000	Approved transfer
<b>REVENUE TOTAL</b>				<b>\$ 25,823</b>	<b>\$ 8,284,029</b>	<b>\$ 8,309,852</b>	

Attachment: Carryover FY 2022/23 Memo & Exhibits (6224 : FISCAL YEAR 2023/24 FIRST QUARTER



**CITY OF MORENO VALLEY  
NON-GENERAL FUND  
FY 2023/24 Proposed Carryovers**

Department	Fund	Account Description	General Ledger Account	FY 2023/24 Amended Budget	Proposed Carryover	Revised Budget	Description - Proposed Adjustment
Community Development	2018	Contractual Svcs - Other	2018-99-99-92018-625099	\$ -	\$ 384,183	\$ 384,183	Projected expenses
Financial & Management Services	2200	Salaries-Regular	2200-30-34-77311-611110	25,823	50,049	75,872	Beverage Container Recycling program
City Manager	2300	Contractual Svcs - Other	2300-16-92-72120-625099	-	1,487,583	1,487,583	CalVIP grant
Community Development	2300	Professional Svcs - Other	2300-20-27-72203-620299	-	261,913	261,913	SB2 grant
Community Development	2300	Professional Svcs - Other	2300-20-27-72205-620299	-	462,974	462,974	LEAP grant
Community Development	2300	Professional Svcs - Other	2300-20-28-72210-620299	-	73,011	73,011	CalAPP Solar APP+ grant
Community Development	2300	Professional Svcs - Veterinary Svcs	2300-20-38-73312-620250	-	75,601	75,601	CDF&A & Cal 4 All Animals grant
Community Development	2300	Professional Svcs - Veterinary Svcs	2300-20-38-73313-620250	-	22,820	22,820	Petco grant
Community Development	2300	Maint & Repair - Bldg & Ground	2300-20-38-73313-620910	-	2,918	2,918	Petco grant
Community Development	2300	Oper Suppl - Laboratory	2300-20-38-73313-630212	-	5,000	5,000	Petco grant
Community Development	2300	Oper Mtrls - Other	2300-20-38-73313-630399	-	2,500	2,500	Petco grant
Financial & Management Services	2300	Salaries-Regular	2300-30-34-72208-611110	-	70,000	70,000	SB1383 Local Assistance grant
Financial & Management Services	2300	Training & Travel	2300-30-34-72208-620510	-	5,000	5,000	SB1383 Local Assistance grant
Financial & Management Services	2300	Marketing Svcs - Advertising	2300-30-34-72208-620610	-	28,967	28,967	SB1383 Local Assistance grant
Financial & Management Services	2300	Marketing Svcs - PR/Promotions	2300-30-34-72208-620620	-	10,368	10,368	SB1383 Local Assistance grant
Financial & Management Services	2300	Contractual Svcs - Other	2300-30-34-72208-625099	-	116,667	116,667	SB1383 Local Assistance grant
Financial & Management Services	2300	Oper Suppl - Other	2300-30-34-72208-630299	-	42,628	42,628	SB1383 Local Assistance grant
Parks & Community Services	2300	Contractual Svcs - Other	2300-50-92-72206-625099	-	14,099	14,099	CARES grant
Police	2300	Agency Svcs - Cnty	2300-60-69-76413-620320	-	91,000	91,000	Tobacco grant
Fire	2503	Software Maint/Support/License	2503-40-47-74105-625010	-	16,271	16,271	EMPG grant
Fire	2503	Salaries-Regular	2503-40-47-74106-611110	-	27,341	27,341	SHSP grant
City Manager	2506	Professional Svcs - Other	2506-16-92-72657-620299	-	40,000	40,000	HOME program
City Manager	2506	HOME Programs	2506-16-92-72657-733102	-	911,838	911,838	HOME program
City Manager	2506	Salaries-Reimbursable (In/Out)	2506-16-92-72658-611510	-	244,000	244,000	HOME ARP program
City Manager	2506	Professional Svcs - Other	2506-16-92-72658-620299	-	120,000	120,000	HOME ARP program
City Manager	2506	HOME Programs	2506-16-92-72658-733102	-	2,063,401	2,063,401	HOME ARP program
City Manager	2514	Professional Svcs - Other	2514-16-92-72751-620299	-	2,103	2,103	ESG grant
City Manager	2514	ESG Programs	2514-16-92-72751-733210	-	328,087	328,087	ESG grant
City Manager	2514	Salaries-Reimbursable (In/Out)	2514-16-92-72752-611510	-	30,416	30,416	ESG-CV grant
City Manager	2514	Professional Svcs - Other	2514-16-92-72752-620299	-	70,758	70,758	ESG-CV grant
City Manager	2514	Marketing Svcs - Advertising	2514-16-92-72752-620610	-	1,500	1,500	ESG-CV grant
City Manager	2514	ESG Programs	2514-16-92-72752-733210	-	1,353,217	1,353,217	ESG-CV grant
Community Development	2715	Salaries-Temporary	2715-20-26-72115-611310	-	128,005	128,005	JAG grant
Non-Department	2913	Transfers to FACILITY CONST FUND	2913-99-95-92913-903000	-	125,000	125,000	Approved transfer
Public Works	6010	Technical Svcs - Other	6010-70-80-45510-620899	95,000	63,463	158,463	Projected expenses
Public Works	6010	Software Maint/Support/License	6010-70-80-45510-625010	354,000	190,459	544,459	Projected expenses
Public Works	6010	Contractual Svcs - Other	6010-70-80-45510-625099	365,650	73,436	439,086	Projected expenses
Public Works	6010	Purchased Power	6010-70-80-45510-710110	14,500,000	125,881	14,625,881	Projected expenses
Public Works	6010	Distribution Share	6010-70-80-45510-710122	7,100,000	457,353	7,557,353	Projected expenses
Public Works	6010	Emergency Outage Response	6010-70-80-45510-710134	375,000	292,653	667,653	Projected expenses
Public Works	6010	Resource Adequacy	6010-70-80-45510-710146	1,500,000	266,500	1,766,500	Projected expenses
Public Works	6010	Renewable Energy	6010-70-80-45510-710148	3,250,000	2,147,236	5,397,236	Projected expenses
Public Works	6010	Utilities - Electricity	6010-70-80-45512-621010	575,000	173,776	748,776	Projected expenses
Public Works	6011	Improvements Other than Bldg	6011-70-80-45510-660610	575,000	308,514	883,514	Projected expenses
Financial & Management Services	7410	Transfers to GENERAL FUND	7410-99-99-97410-901010	-	1,300,000	1,300,000	Approved transfer
Financial & Management Services	7510	Transfers to GENERAL FUND	7510-99-97-88190-901010	115,643	1,034,847	1,150,490	Approved transfer
<b>EXPENSES TOTAL</b>				<b>\$ 28,831,116</b>	<b>\$ 15,103,336</b>	<b>\$ 43,934,452</b>	

Attachment: Carryover FY 2022/23 Memo & Exhibits (6224 : FISCAL YEAR 2023/24 FIRST QUARTER



CITY OF MORENO VALLEY

General Fund

FY 2023/24 Proposed Capital Improvement Plan (CIP) Carryovers

Department	Fund	Account Description	General Ledger Account	Project Number	FY 2023/24 Amended Budget	Proposed Carryover	Revised Budget	Project Description
Fire	1010	CIP Other	1010-40-47-80010-720199	810 0023	\$ -	\$ 399,261	\$ 399,261	Emergency Operation Center Modernization
Public Works	1010	CIP Other	1010-70-76-80010-720199	810 0021	-	28,225	28,225	Electric Vehicle Charging Infrastructure Master Plan
Public Works	1010	CIP Other	1010-70-77-80001-720199	801 0064	-	5,187	5,187	SR-60/ Redlands Boulevard Interchange
<b>EXPENSE TOTAL</b>					<b>\$ -</b>	<b>\$ 432,673</b>	<b>\$ 432,673</b>	

CITY OF MORENO VALLEY

Non-General Fund

FY 2023/24 Proposed Capital Improvement Plan (CIP) Carryovers

Department	Fund	Account Description	General Ledger Account	Project Number	FY 2023/24 Amended Budget	Proposed Carryover	Revised Budget	Project Description
Public Works	2300	Fed Reimb-Capital	2300-99-99-92300-482020	801 0021 70 77	\$ -	\$ 939,982	\$ 939,982	SR-60/Moreno Beach IC Phase 2
Non-Department	2301	Fed Reimb-Capital	2301-99-99-92301-482020	801 0086	1,078,500	6,538,543	7,617,043	Juan Bautista de Anza Multi-Use Trail - ATP 4
Non-Department	2301	Fed Reimb-Capital	2301-99-99-92301-482020	804 0008	1,078,500	54,530	1,133,030	Sunnymead Master Drainage Plan - Storm Drain Lines F and F-7
Non-Department	2301	Fed Reimb-Capital	2301-99-99-92301-482020	810 0022	1,078,500	435,600	1,514,100	MV Roadway Safety Improvements in Three Areas
Non-Department	2301	State Grant-Capital Revenue	2301-99-99-92301-486010	801 0021 70 77	-	6,089,679	6,089,679	SR-60/Moreno Beach IC Phase 2
Non-Department	2301	State Grant-Capital Revenue	2301-99-99-92301-486010	808 0035	-	982,710	982,710	Traffic Signal Upgrades FY 22/23
Non-Department	2301	State Grant-Capital Revenue	2301-99-99-92301-486010	808 0037	-	648,900	648,900	Perris Blvd Signalized Intersections Safety Improvements
Non-Department	2301	State Grant-Capital Revenue	2301-99-99-92301-486010	808 0036	-	449,370	449,370	Iris Corridor Safety Improvements/Heacock to Nason
Non-Department	2301	State Grant-Capital Revenue	2301-99-99-92301-486010	808 0038	-	1,294,830	1,294,830	Overnight Intersection Visibility Systemic Safety Improvements
Non-Department	2301	State Grant-Capital Revenue	2301-99-99-92301-486010	810 0021	-	217,855	217,855	Electric Vehicle Charging Infrastructure Master Plan
Financial & Management Services	2512	Fed Grant-Operating Revenue	2512-30-36-72612-485000	810 0019	-	52,245	52,245	Broadband for Parks
Non-Department	3002	Reimbursement Agreement	3002-99-99-93002-500600	801 0021 70 77	-	1,817,789	1,817,789	SR-60/Moreno Beach IC Phase 2
Non-Department	3002	Reimbursement Agreement	3002-99-99-93002-500600	804 0008	-	5,825,000	5,825,000	Sunnymead Master Drainage Plan - Storm Drain Lines F and F-7
Non-Department	3002	Reimbursement Agreement	3002-99-99-93002-500600	804 0015	-	1,850,042	1,850,042	Sunnymead MDP Line B-16A
Public Works	3002	Reimbursement Agreement	3002-99-99-93002-500600	804 0017	-	2,000,000	2,000,000	Moreno MDP Line F-18
Non-Department	3003	Reimbursements - Other Govts	3003-99-99-93003-483010	801 0010 70 77	1,106,890	893,905	2,000,795	Heacock St. South Extension
Non-Department	3003	Reimbursements - Other Govts	3003-99-99-93003-483010	801 0021 70 77	1,106,890	5,160,736	6,267,626	SR-60/Moreno Beach IC Phase 2
Non-Department	3003	Reimbursements - Other Govts	3003-99-99-93003-483010	801 0052 70 77	1,106,890	3,500,000	4,606,890	SR-60 / World Logistics Center Parkway Interchange
Non-Department	3003	Reimbursements - Other Govts	3003-99-99-93003-483010	801 0064	1,106,890	3,233,473	4,340,363	SR-60/ Redlands Boulevard Interchange
<b>REVENUE TOTAL</b>					<b>\$ 7,663,060</b>	<b>\$ 41,985,189</b>	<b>\$ 49,648,249</b>	

Department	Fund	Account Description	General Ledger Account	Project Number	FY 2023/24 Amended Budget	Proposed Carryover	Revised Budget	Project Description
Public Works	2000	CIP Other	2000-70-76-80001-720199	801 0015 70 76	\$ 50,000	\$ 231,244	\$ 281,244	Residential Traffic Management Program (Speed Humps)
Public Works	2000	CIP Other	2000-70-76-80008-720199	808 0013 70 76	100,000	196,224	296,224	Traffic Signal Equipment Upgrades
Public Works	2000	CIP Other	2000-70-76-80008-720199	808 0033	100,000	79,885	179,885	Citywide Traffic Sign Retro reflectivity Inventory (2022)
Public Works	2000	CIP Other	2000-70-76-80008-720199	808 0035	100,000	108,936	208,936	Traffic Signal Upgrades FY 22/23
Public Works	2000	CIP Other	2000-70-76-80008-720199	808 0036	100,000	49,676	149,676	Iris Corridor Safety Improvements/Heacock to Nason
Public Works	2000	CIP Other	2000-70-76-80008-720199	808 0037	100,000	71,846	171,846	Perris Blvd Signalized Intersections Safety Improvements
Public Works	2000	CIP Other	2000-70-76-80008-720199	808 0038	100,000	143,616	243,616	Overnight Intersection Visibility Systemic Safety Improvements
Public Works	2000	CIP Other	2000-70-76-80010-720199	810 0022	-	108,900	108,900	MV Roadway Safety Improvements in Three Areas
Public Works	2000	CIP Other	2000-70-77-80001-720199	801 0008 70 77	5,255,000	460,530	5,715,530	Annual ADA Compliant Access Upgrades
Public Works	2000	CIP Other	2000-70-77-80001-720199	801 0010 70 77	5,255,000	50,000	5,305,000	Heacock St. South Extension
Public Works	2000	CIP Other	2000-70-77-80001-720199	801 0065	5,255,000	31,044	5,286,044	Easement Acquisition for Street Purposes
Public Works	2000	CIP Other	2000-70-77-80001-720199	801 0083	5,255,000	150,000	5,405,000	Pavement Management Program
Public Works	2000	CIP Other	2000-70-77-80001-720199	801 0087-2000A	5,255,000	111,220	5,366,220	Citywide Pavement Rehabilitation Program FY20/21
Public Works	2000	CIP Other	2000-70-77-80001-720199	801 0089-2000A	5,255,000	310,620	5,565,620	Citywide Pavement Rehabilitation Program FY21/22
Public Works	2000	CIP Other	2000-70-77-80001-720199	801 0092	5,255,000	250,000	5,505,000	Perris Boulevard/ 330 Ft N of Bay Ave to 660 Ft N of Bay Ave
Public Works	2000	CIP Other	2000-70-77-80002-720199	802 0002 70 77	110,587	44,997	155,584	Bridge Inspection Program
Public Works	2000	CIP Other	2000-70-77-80002-720199	802 0006	110,587	135,256	245,843	Bridge Preventative Maintenance Program - Implementation Phase
Public Works	2000	CIP Other	2000-70-78-80001-720199	801 0091	100,000	90,558	190,558	Citywide Concrete Repair Program
Public Works	2001	CIP Other	2001-70-76-80008-720199	808 0013 70 76	280,000	55,842	335,842	Traffic Signal Equipment Upgrades

Attachment: Carryover FY 2022/23 Memo & Exhibits (6224 : FISCAL YEAR 2023/24 FIRST QUARTER



**CITY OF MORENO VALLEY**  
**Non-General Fund**  
**FY 2023/24 Proposed Capital Improvement Plan (CIP) Carryovers**

Department	Fund	Account Description	General Ledger Account	Project Number	FY 2023/24 Amended Budget	Proposed Carryover	Revised Budget	Project Description
Public Works	2001	CIP Other	2001-70-77-80001-720199	801 0090	1,250,000	782,584	2,032,584	Citywide Pavement Rehabilitation Program FY22/23
Public Works	2001	CIP Other	2001-70-77-80004-720199	804 0008	-	12,313	12,313	Sunnymead Master Drainage Plan - Storm Drain Lines F and F-7
Public Works	2001	CIP Other	2001-70-77-80004-720199	804 0014	-	79,380	79,380	Sunnymead - Flaming Arrow Drive Storm Drain
Public Works	2001	CIP Other	2001-70-77-80004-720199	804 0017	-	139,382	139,382	Moreno MDP Line F-18
Public Works	2001	CIP Other	2001-70-78-80001-720199	801 0017 70 78	60,000	56,175	116,175	Annual Pavement Maintenance - Crack Seal
Public Works	2005	CIP Other	2005-70-76-80008-720199	808 0004 70 76	20,000	10,775	30,775	Traffic Signal Coordination Program
Public Works	2008	CIP Other	2008-70-29-80004-720199	804 0018	280,000	267,642	547,642	Citywide Full Trash Capture Device Installation
Public Works	2300	CIP Other	2300-70-77-80001-720199	801 0021 70 77	-	933,692	933,692	SR-60/Moreno Beach IC Phase 2
Public Works	2301	CIP Other	2301-70-76-80008-720199	808 0035	-	982,710	982,710	Traffic Signal Upgrades FY 22/23
Public Works	2301	CIP Other	2301-70-76-80008-720199	808 0036	-	449,370	449,370	Inis Corridor Safety Improvements/Heacock to Nason
Public Works	2301	CIP Other	2301-70-76-80008-720199	808 0037	-	648,900	648,900	Pennis Blvd Signalized Intersections Safety Improvements
Public Works	2301	CIP Other	2301-70-76-80008-720199	808 0038	-	1,294,830	1,294,830	Overnight Intersection Visibility Systemic Safety Improvements
Public Works	2301	CIP Other	2301-70-76-80010-720199	810 0021	-	217,855	217,855	Electric Vehicle Charging Infrastructure Master Plan
Public Works	2301	CIP Other	2301-70-77-80001-720199	801 0021 70 77	-	5,291,343	5,291,343	SR-60/Moreno Beach IC Phase 2
Public Works	2301	CIP Other	2301-70-77-80001-720199	801 0086	-	6,842,791	6,842,791	Juan Bautista de Anza Multi-Use Trail - ATP 4
Public Works	2301	CIP Other	2301-70-77-80004-720199	804 0008	-	36,940	36,940	Sunnymead Master Drainage Plan - Storm Drain Lines F and F-7
Non-Department	2301	CIP Other	2301-70-76-80010-720199	810 0022	-	435,600	435,600	MV Roadway Safety Improvements in Three Areas
Public Works	2512	Computers - Misc Components	2512-30-39-80010-630910	810 0019	-	11,966	11,966	Broadband for Parks
Community Development	3000	CIP Other	3000-20-38-80003-720199	803 0058	-	465,035	465,035	Animal Shelter Expansion
Parks & Community Services	3000	CIP Other	3000-50-56-80003-720199	803 0052	-	250,000	250,000	Main Library Renovation (Design)
Parks & Community Services	3000	CIP Other	3000-50-57-80003-720199	803 0051	-	200,000	200,000	Grand Valley Ballroom Patio Lighting
Parks & Community Services	3000	CIP Other	3000-50-57-80003-720199	803 0057	-	4,381,094	4,381,094	Senior Center Expansion
Public Works	3000	CIP Other	3000-70-29-80003-720199	803 0043	-	48,219	48,219	Corporate Yard Master Plan Improvements
Public Works	3000	CIP Other	3000-70-40-80003-720199	803 0042	1,750,000	460,565	2,210,565	Corporate Yard Building/ Fleet Shop Remodel
Public Works	3000	CIP Other	3000-70-40-80003-720199	803 0050	1,750,000	1,617,410	3,367,410	Fire Alarm Systems Replacement
Public Works	3000	CIP Other	3000-70-40-80003-720199	803 0053	1,750,000	2,239,921	3,989,921	Public Safety Building HVAC Replacement
Public Works	3000	CIP Other	3000-70-40-80003-720199	803 0055	1,750,000	470,525	2,220,525	Corporate Yard Office Building F
Public Works	3000	CIP Other	3000-70-40-80003-720199	803 0056	1,750,000	9,857	1,759,857	Roof Rehabilitation (Animal Shelter)
Public Works	3000	CIP Other	3000-70-40-80003-720199	803 0059	1,750,000	127,200	1,877,200	City Hall Elevator Modernization
Public Works	3000	CIP Other	3000-70-77-80001-720199	801 0021 70 77	-	4,517,586	4,517,586	SR-60/Moreno Beach IC Phase 2
Public Works	3000	CIP Other	3000-70-77-80001-720199	801 0077	-	299	299	Juan Bautista de Anza Multi-Use Trail - ATP 3
Public Works	3000	CIP Other	3000-70-77-80001-720199	801 0087	-	376,572	376,572	Citywide Pavement Rehabilitation Program FY20/21
Public Works	3002	CIP Other	3002-70-77-80001-720199	801 0021 70 77	50,000	2,246,340	2,296,340	SR-60/Moreno Beach IC Phase 2
Public Works	3002	CIP Other	3002-70-77-80001-720199	801 0099	50,000	3,250,980	3,300,980	Badlands Landfill Integrated Project (BLIP)
Public Works	3002	CIP Other	3002-70-77-80004-720199	804 0008	-	5,442,265	5,442,265	Sunnymead Master Drainage Plan - Storm Drain Lines F and F-7
Public Works	3002	CIP Other	3002-70-77-80004-720199	804 0014	-	77,123	77,123	Sunnymead - Flaming Arrow Drive Storm Drain
Public Works	3002	CIP Other	3002-70-77-80004-720199	804 0015	-	1,662,060	1,662,060	Sunnymead MDP Line B-16A
Public Works	3002	CIP Other	3002-70-77-80004-720199	804 0017	-	1,819,859	1,819,859	Moreno MDP Line F-18
Public Works	3003	CIP Other	3003-70-77-80001-720199	801 0010 70 77	-	893,905	893,905	Heacock St. South Extension
Public Works	3003	CIP Other	3003-70-77-80001-720199	801 0021 70 77	-	6,014,593	6,014,593	SR-60/Moreno Beach IC Phase 2
Public Works	3003	CIP Other	3003-70-77-80001-720199	801 0052 70 77	-	3,500,000	3,500,000	SR-60 / World Logistics Center Parkway Interchange
Public Works	3003	CIP Other	3003-70-77-80001-720199	801 0064	-	3,233,472	3,233,472	SR-60/ Redlands Boulevard Interchange
Parks & Community Services	3006	CIP Other	3006-50-57-80007-720199	807 0047	-	98,460	98,460	Moreno Valley Community Park Soccer Field Improvements
Public Works	3008	CIP Other	3008-70-77-80001-720199	801 0021 70 77	6,500,000	807,119	7,307,119	SR-60/Moreno Beach IC Phase 2
Public Works	3008	CIP Other	3008-70-77-80001-720199	801 0087	6,500,000	213,085	6,713,085	Citywide Pavement Rehabilitation Program FY20/21
Public Works	3008	CIP Other	3008-70-77-80001-720199	801 0089	6,500,000	1,496,797	7,996,797	Citywide Pavement Rehabilitation Program FY21/22
Public Works	3008	CIP Other	3008-70-77-80001-720199	801 0090	6,500,000	2,240,557	8,740,557	Citywide Pavement Rehabilitation Program FY22/23
Public Works	3008	CIP Other	3008-70-77-80001-720199	801 0094	6,500,000	136,452	6,636,452	Pavement Rehabilitation for Various Streets (CDBG FY 22/23)
Public Works	3008	CIP Other	3008-70-77-80001-720199	801 0096	6,500,000	3,873,004	10,373,004	Citywide Pavement Rehabilitation Program (FY21/22-25/26)
Public Works	3008	CIP Other	3008-70-77-80001-720199	801 0097	6,500,000	3,660,721	10,160,721	Citywide Pavement Rehabilitation Program (FY26/27-30/31)
Public Works	3008	CIP Other	3008-70-77-80002-720199	802 0003 70 77	-	1,669	1,669	SR-60/Nason Overcrossing Bridge
Parks & Community Services	3015	CIP Other	3015-50-57-80007-720199	807 0031 50 57	60,000	156,180	216,180	Rancho Verde Park
Parks & Community Services	3015	CIP Other	3015-50-57-80007-720199	807 0054	60,000	139,420	199,420	Moreno Valley Bark Park
Parks & Community Services	3015	CIP Other	3015-50-57-80007-720199	807 0056	60,000	72,491	132,491	Moreno Valley Community Park Picnic Shelter Replacement
Parks & Community Services	3015	CIP Other	3015-50-57-80007-720199	807 0058	60,000	1,211,495	1,271,495	Pump Track at March Field Park

Attachment: Carryover FY 2022/23 Memo & Exhibits (6224 : FISCAL YEAR 2023/24 FIRST QUARTER

**CITY OF MORENO VALLEY**  
**Non-General Fund**  
**FY 2023/24 Proposed Capital Improvement Plan (CIP) Carryovers**

Department	Fund	Account Description	General Ledger Account	Project Number	FY 2023/24 Amended Budget	Proposed Carryover	Revised Budget	Project Description
Parks & Community Services	3015	CIP Other	3015-50-57-80007-720199	807 0053	60,000	55,076	115,076	LED Lighting Improvements at Various Parks
Parks & Community Services	3015	CIP Other	3015-50-57-80007-720199	807 0053	60,000	146,485	206,485	LED Lighting Improvements at Various Parks
Parks & Community Services	3016	CIP Other	3016-50-57-80003-720199	803 0030	50,000	328,300	378,300	Park Restroom Renovations at Various Sites
Parks & Community Services	3016	CIP Other	3016-50-57-80003-720199	803 0031	50,000	16,668	66,668	Towngate Community Center Renovation
Parks & Community Services	3016	CIP Other	3016-50-57-80007-720199	807 0004 50 57	90,000	422,788	512,788	Replacement Playground Equipment
Parks & Community Services	3016	CIP Other	3016-50-57-80007-720199	807 0005 50 57	90,000	512,770	602,770	Annual ADA Park Improvements
Parks & Community Services	3016	CIP Other	3016-50-57-80007-720199	807 0045	90,000	262,490	352,490	Cottonwood Golf Center Irrigation Improvements
Public Works	3301	CIP Other	3301-70-77-80002-720199	802 0004	-	673,421	673,421	Indian Street/Cardinal Avenue Bridge (Over Lateral A)
Public Works	3311	CIP Other	3311-70-77-80001-720199	801 0021 70 77	100,000	580,159	680,159	SR-60/Moreno Beach IC Phase 2
Public Works	3311	CIP Other	3311-70-77-80002-720199	802 0003 70 77	-	30,000	30,000	SR-60/Nason Overcrossing Bridge
Parks & Community Services	5011	CIP Other	5011-50-57-80003-720199	803 0054	-	70,930	70,930	Roof Rehabilitation (CRC & March Field Park)
Parks & Community Services	5011	CIP Other	5011-50-57-80007-720199	807 0060	-	6,000,000	6,000,000	Park Rehab & Refurbishment Program
Parks & Community Services	5113	CIP Other	5113-50-57-80003-720199	803 0031	-	60,000	60,000	Towngate Community Center Renovation
Parks & Community Services	5113	CIP Other	5113-50-57-80007-720199	807 0052	10,000	34,061	44,061	Drinking Fountain Replacements at Various Parks
Public Works	6011	CIP Other	6011-70-80-80005-720199	805 0044	6,091,340	215,785	6,307,125	Alessandro Crosstown Tie
Public Works	6011	CIP Other	6011-70-80-80005-720199	805 0045	6,091,340	295,647	6,386,987	Mobile Advanced Metering Infrastructure (AMI) System
Public Works	6011	CIP Other	6011-70-80-80005-720199	805 0049	6,091,340	429,107	6,520,447	Day Street Line Extension
Public Works	6011	CIP Other	6011-70-80-80005-720199	805 0054	6,091,340	422,338	6,513,678	City Hall Annex Solar Carports
Public Works	6011	CIP Other	6011-70-80-80005-720199	805 0055	6,091,340	95,273	6,186,613	Eucalyptus Avenue Line Extension
Public Works	6011	CIP Other	6011-70-80-80005-720199	805 0056	6,091,340	251,909	6,343,249	Moreno Beach Bridge Conduit Project
Public Works	6011	CIP Other	6011-70-80-80005-720199	805 0057	6,091,340	109,620	6,200,960	Electrical Switch 61 Reconfiguration
Public Works	6011	CIP Other	6011-70-80-80005-720199	805 0058	6,091,340	1,207,772	7,299,112	Alessandro/ Day/ Cactus Loop
Public Works	6011	CIP Other	6011-70-80-80005-720199	805 0059	6,091,340	66,000	6,157,340	Curbside Electric Vehicle Charging Station
Public Works	6011	CIP Other	6011-70-80-80005-720199	805 0060	6,091,340	116,000	6,207,340	Electric Vehicle Charging Station Corporate Yard
Public Works	6011	CIP Other	6011-70-80-80005-720199	805 0061	6,091,340	672,824	6,764,164	Gas Switch Alternatives
Public Works	6011	CIP Other	6011-70-80-80005-720199	805 0062	6,091,340	1,130,236	7,221,576	Indian Street Line Extension from Gentian Avenue to Iris Avenue
Public Works	6011	CIP Other	6011-70-80-80005-720199	805 0063	6,091,340	27,527	6,118,867	IS5 Network Cyber Security
Public Works	6011	CIP Other	6011-70-80-80005-720199	805 0064	6,091,340	1,139,986	7,231,326	Moreno Beach Dr Line Extension from Cactus Ave to JFK Dr
Public Works	6011	CIP Other	6011-70-80-80005-720199	805 0065	6,091,340	141,000	6,232,340	Moreno Valley Fire Station #6 SCE to MVU Cutover
Public Works	6011	CIP Other	6011-70-80-80005-720199	805 0066	6,091,340	21,810	6,113,150	MoVal Substation Relay Upgrades
Public Works	6011	CIP Other	6011-70-80-80005-720199	805 0067	6,091,340	1,086,976	7,178,316	Nason St Loop Tie from Iris Ave to Cactus Ave
Public Works	6011	CIP Other	6011-70-80-80005-720199	805 0068	6,091,340	369,797	6,461,137	Moreno Valley Substation Upgrade
Public Works	6011	CIP Other	6011-70-80-80005-720199	805 0069	6,091,340	2,497,499	8,588,839	Moreno Valley Substation Automation
Financial & Management Services	7220	CIP Other	7220-30-39-80003-720199	803 0011 30 39	-	19,735	19,735	Box Springs Communications Site
Financial & Management Services	7220	CIP Other	7220-30-39-80009-720199	809 0001 30 39	-	235,661	235,661	Citywide Fiber Optic Comm Exp
Financial & Management Services	7220	CIP Other	7220-30-39-80010-720199	810 0001 30 39	-	417,056	417,056	Technology Services Equipment Upgrades
<b>EXPENSE TOTAL</b>					<b>\$ 212,321,634</b>	<b>\$ 98,749,678</b>	<b>\$ 311,071,312</b>	

Attachment: Carryover FY 2022/23 Memo & Exhibits (6224 : FISCAL YEAR 2023/24 FIRST QUARTER



## RESOLUTION NO. CSD 2023-XX

A RESOLUTION OF THE MORENO VALLEY COMMUNITY SERVICES DISTRICT (CSD) OF THE CITY OF MORENO VALLEY, CALIFORNIA, ADOPTING THE REVISED OPERATING AND CAPITAL BUDGETS FOR FISCAL YEARS 2023/24 AND 2024/25

WHEREAS, the CSD Board approved the Operating and Capital Budgets for the City for Fiscal Years 2023/24 and 2024/25, a copy of which, as may have been amended by the CSD Board, is on file in the Office of the City Clerk and is available for public inspection; and

WHEREAS, the CSD Board approves amendments to the budgets throughout the fiscal year and such prior amendments are reflected within the current amended budget and further ratified as part of the adoption of the quarterly budget amendments; and

WHEREAS, the City Manager has heretofore submitted to the President and Board Members of the Moreno Valley Community Services District proposed amendments to the Operating and Capital Budgets for the District for Fiscal Years 2023/24 and 2024/25, a copy of which, as may have been amended by the District's Board of Directors, is on file in the Office of the City Clerk and is available for public inspection; and

WHEREAS, the said proposed amendments to the Operating and Capital Budgets contain estimates of the services, activities and projects comprising the budget, and contain expenditure requirements and the resources available to the Community Services District; and

WHEREAS, the said proposed amendments to the Operating and Capital Budgets contain the estimates of uses of fund balance as required to stabilize the delivery of CSD services during periods of operational deficits; and

WHEREAS, the President and Board of Directors have made such revisions to the proposed amended Operating and Capital Budgets as so desired; and

WHEREAS, the amended Operating and Capital Budgets, as herein approved, will enable the Community Services District to make adequate financial plans and will ensure that District officers can administer their respective functions in accordance with such plans.

NOW, THEREFORE, THE MORENO VALLEY COMMUNITY SERVICES DISTRICT OF THE CITY OF MORENO VALLEY, CALIFORNIA, DOES HEREBY RESOLVE AS FOLLOWS:

1. The proposed amendments to the Operating and Capital Budgets, attached

1  
Resolution No. CSD 2023-XX  
Date Adopted: November 7, 2023

as Exhibit A and as on file in the Office of the City Clerk, and as may have been amended by the Community Services District's Board of Directors, is hereby approved and adopted as the annual Operating and Capital Budgets of the Moreno Valley Community Services District for the Fiscal Years 2023/24 and 2024/25.

2. The Proposed Amendments to the City Position Summary, included as Exhibit B to this Resolution, and on file in the Office of the City Clerk, and as may have been amended by the Community Services District's Board of Directors, is hereby adopted as part of the Approved City Position Summary of the City of Moreno Valley for Fiscal Years 2023/24 and 2024/25.
3. The Proposed Amendments to the Career Positions Salary Schedule, included as Exhibit C to this Resolution, and on file in the Office of the City Clerk, and as may have been amended by the Community Services District's Board of Directors, is hereby adopted as part of the Approved Career Positions Salary Schedule of the City of Moreno Valley for Fiscals Year 2023/24 and 2024/25.
4. The amounts of proposed expenditures, which include the uses of fund balance specified in the approved budget, are hereby appropriated for the various budget programs and units for said fiscal year.
5. Within fifteen (15) days after the adoption of this Resolution, the City Clerk shall certify to the adoption hereof and, as so certified, cause a copy to be posted in at least three (3) public places within the City.

BE IT FURTHER RESOLVED that this Resolution shall take effect immediately upon its adoption.

2  
Resolution No. CSD 2023-XX  
Date Adopted: November 7, 2023

APPROVED AND ADOPTED this 7th day of November, 2023.

\_\_\_\_\_  
Mayor of the City of Moreno Valley,  
Acting in the capacity of President of the  
Moreno Valley Community Services District

ATTEST:

\_\_\_\_\_  
City Clerk, acting in the capacity of  
Secretary of the Moreno Valley  
Community Services District

APPROVED AS TO FORM:

\_\_\_\_\_  
City Attorney, acting in the capacity  
of General Counsel of the Moreno  
Valley Community Services District

3  
Resolution No. CSD 2023-XX  
Date Adopted: November 7, 2023

Attachment: CSD Resolution 2023-XX (6224 : FISCAL YEAR 2023/24 FIRST QUARTER OPERATING & CIP BUDGET REVIEW AND APPROVAL

**RESOLUTION JURAT**

STATE OF CALIFORNIA     )  
COUNTY OF RIVERSIDE    ) ss.  
CITY OF MORENO VALLEY    )

I, Jane Halstead, Secretary of the Moreno Valley Community Services District, Moreno Valley, California do hereby certify that Resolution No. CSD 2023-XX was duly and regularly adopted by the Board of Directors of the Moreno Valley Community Services District at a regular meeting held on the 7th day of November, 2023, by the following vote:

AYES:

NOES:

ABSENT:

ABSTAIN:

(Board members, Vice-President and President)

\_\_\_\_\_  
SECRETARY

(SEAL)

Resolution No. CSD 2023-XX  
Date Adopted: November 7, 2023

Attachment: CSD Resolution 2023-XX (6224 : FISCAL YEAR 2023/24 FIRST QUARTER OPERATING & CIP BUDGET REVIEW AND APPROVAL



**CITY OF MORENO VALLEY  
GENERAL FUND  
FY 2023/24 Proposed Amendments**

Department	Fund	Account Description	General Ledger Account	Project	Fiscal Year 2023/24 Amended Budget	Proposed Amendment	Revised Budget	Description - Proposed Adjustment
Public Works	1010	Transfers in - from EQUIP REPLACEMENT (FURN & EQUIP)	1010-99-99-91010-807510		\$ 1,150,490	\$ 37,691	\$ 1,188,181	Projected expenses
Public Works	1010	Transfers in - from EQUIP REPLACEMENT (FURN & EQUIP)	1010-99-99-91010-807510		1,150,490	16,131	\$ 1,166,621	Projected expenses
Financial & Management Services	1010	Transfers in - from EQUIP REPLACEMENT (FURN & EQUIP)	1010-99-99-91010-807510		1,150,490	60,000	\$ 1,210,490	Budget true-up
<b>REVENUE TOTAL</b>					<b>\$ 3,451,470</b>	<b>\$ 113,822</b>	<b>\$ 3,565,292</b>	

Department	Fund	Account Description	General Ledger Account	Project	Fiscal Year 2023/24 Amended Budget	Proposed Amendment	Revised Budget	Description - Proposed Adjustment
Public Works	1010	Mach-Equip-Repl - Furn & Equip	1010-70-40-45370-660320		\$ -	\$ 37,691	\$ 37,691	Projected expenses
Public Works	1010	Mach-Equip-Repl - Furn & Equip	1010-70-76-45111-660320		-	16,131	16,131	Projected expenses
Public Works	1010	Contractual Svcs - Other	1010-70-78-45311-625099		-	60,000	60,000	Projected expenses
<b>EXPENSE TOTAL</b>					<b>\$ -</b>	<b>\$ 113,822</b>	<b>\$ 113,822</b>	

**CITY OF MORENO VALLEY  
NON-GENERAL FUND  
FY 2023/2024 Proposed Amendments**

Department	Fund	Account Description	General Ledger Account	Project	Fiscal Year 2023/24 Amended Budget	Proposed Amendment	Revised Budget	Description - Proposed Adjustment
Public Works	2008	Parcel Fees	2008-99-99-92008-500800		\$ 764,679	\$ 199,349	964,028	Projected revenues
Community Development	2300	Other Grant-Operating Revenue	2300-20-38-73313-489000		32,232	1,040	33,272	PETCO Grant
Public Works	2301	Fed Reimb-Capital	2301-99-99-92301-482020	802 0006	8,107,173	943,371	9,050,544	Budget true-up
Financial & Management Services	2902	Transfers in - from DIF TRAFFIC SIGNAL CAPITAL PRO	2902-99-95-92902-803302		-	70,795	70,795	Budget true-up
Public Works	3000	Transfers in - from DIF - CITY HALL	3000-99-99-93000-802909		750,000	160,000	910,000	Budget true-up
Public Works	3000	Transfers in - from DIF - CORPORATE YARD	3000-99-99-93000-802910		1,100,000	(600,000)	500,000	Budget true-up
Public Works	3000	Transfers in - from FACILITIES REPLACEMENT RESERVE	3000-99-99-93000-807330		1,308,705	(808,705)	500,000	Budget true-up
Public Works	3002	Reimbursement Agreement	3002-99-99-93002-500600	801 0100	11,492,831	50,000	11,542,831	Budget true-up
Parks & Community Services	3006	Transfers in - from ZONE "A" PARKS FUND	3006-99-99-93006-805011		-	6,000,000	6,000,000	Reallocation of budget
Public Works	3015	Transfers in - from DIF - PARK IMPROVEMENTS	3015-99-99-93015-802905		645,325	(585,325)	60,000	Budget true-up
Public Works	3016	Transfers in - from QUIMBY IN-LIEU PARK FEES	3016-99-99-93016-802019		295,000	(155,000)	140,000	Budget true-up
Public Works	6011	Transfers in - within cat ELECTRIC FUND	6011-99-99-96011-826010		-	1,500,000	1,500,000	Budget true-up
<b>REVENUE TOTAL</b>					<b>\$ 24,495,945</b>	<b>\$ 6,775,525</b>	<b>\$ 31,271,470</b>	

Public Works	2000	CIP Other	2000-70-77-80001-720199	801 0090-2000A	6,618,414	1,073,443	\$ 7,691,857	Budget true-up
Financial & Management Services	2006	Salaries-Council - CSD Mtgs	2006-30-79-25701-611410		-	24,000	24,000	Projected expenses
Public Works	2019	Transfers to PCS CAP PROJECT (QUIMBY)	2019-99-99-92019-903016		295,000	(155,000)	140,000	Budget true-up
Community Development	2300	Professional Svcs - Veterinary Svcs	2300-20-38-73313-620250		22,820	34	22,854	PETCO Grant
Public Works	2905	Transfers to PCS CAP PROJECT (PARK IMPROVEMENTS)	2905-99-95-92905-903015		645,325	(585,325)	60,000	Budget true-up
Public Works	2909	Transfers to FACILITY CONST FUND	2909-99-95-92909-903000		750,000	160,000	910,000	Projected expenses
Public Works	2910	Transfers to FACILITY CONST FUND	2910-99-95-92910-903000		1,100,000	(600,000)	500,000	Budget true-up
Public Works	3000	CIP Other	3000-70-40-80003-720199	803 0064	6,675,478	160,000	6,835,478	Projected expenses
Parks & Community Services	3006	CIP Other	3006-50-57-80007-720199	807 0060	98,460	6,000,000	6,098,460	Reallocation of budget
Financial & Management Services	3302	Transfers to DIF - TRAFFIC SIGNALS	3302-99-99-93302-902902		-	70,795	70,795	Budget true-up
Financial & Management Services	3715	Bond/Lease Issuance Costs	3715-99-90-93715-670510		-	206,441	206,441	Projected expenses
Parks & Community Services	5011	CIP Other	5011-50-57-80007-720199	807 0060	6,000,000	(6,000,000)	-	Reallocation of budget
Parks & Community Services	5011	Transfers to PARKS & RECREATION CAP PROJ FD	5011-99-99-95011-903006		-	6,000,000	6,000,000	Reallocation of budget
Parks & Community Services	5113	CIP Other	5113-50-57-80003-720199	803 0031	60,000	34,430	94,430	Projected expenses
Public Works	6010	Salaries-Regular	6010-70-80-45510-611110		1,231,637	15,837	1,247,474	Projected expenses

Attachment: CSD Resolution 2023-XX (6224 : FISCAL YEAR 2023/24 FIRST QUARTER OPERATING & CIP

**CITY OF MORENO VALLEY  
NON-GENERAL FUND  
FY 2023/2024 Proposed Amendments**

Department	Fund	Account Description	General Ledger Account	Project	Fiscal Year 2023/24 Amended Budget	Proposed Amendment	Revised Budget	Description - Proposed Adjustment
Public Works	6010	Salaries-Regular	6010-70-80-45510-611110		1,231,637	12,433	1,244,070	Projected expenses
Public Works	6010	Transfers to - within cat ELECTRIC - RESTRICTED ASSETS	6010-99-99-96010-926011		-	1,500,000	1,500,000	Budget true-up
Public Works	6010	Oper Mtrls - Furn & Equip	6010-70-80-45510-630330		-	250,000	250,000	Projected expenses
Public Works	6012	Professional Svcs - Other	6012-70-80-45511-620299		25,000	75,000	100,000	Projected expenses
Public Works	7330	Transfers to FACILITY CONST FUND	7330-99-99-97330-903000		1,308,705	(808,705)	500,000	Budget true-up
Public Works	7510	Transfers to GENERAL FUND	7510-99-97-88120-901010		-	37,691	37,691	Projected expenses
Public Works	7510	Transfers to GENERAL FUND	7510-99-97-88190-901010		1,150,490	16,131	1,166,621	Projected expenses
Financial & Management Services	7510	Transfers to GENERAL FUND	7510-99-97-88190-901010		1,150,490	60,000	1,210,490	Budget true-up
Economic Development	8884	Professional Svcs - Other	8884-22-25-20601-620299		-	32,000	32,000	Projected expenses
<b>EXPENSE TOTAL</b>					<b>\$ 28,363,456</b>	<b>\$ 7,579,205</b>	<b>\$ 35,942,661</b>	

**CITY OF MORENO VALLEY  
NON-GENERAL FUND  
FY 2024/25 Proposed Amendments**

Department	Fund	Account Description	General Ledger Account	Project	Fiscal Year 2024/25 Amended Budget	Proposed Amendment	Revised Budget	Description - Proposed Adjustment
Public Works	3000	Transfers in - from DIF - CORPORATE YARD	3000-99-99-93000-802910		\$ 5,400,000	\$ (600,000)	\$ 4,800,000	Budget true-up
Public Works	3000	Transfers in - from FACILITIES REPLACEMENT RESERVE	3000-99-99-93000-807330		808,705	(808,705)	-	Budget true-up
Public Works	3002	Reimbursement Agreement	3002-99-99-93002-500600	801 0100-3002	-	50,000	50,000	Projected revenues
Public Works	3015	Transfers in - from DIF - PARK IMPROVEMENTS	3015-99-99-93015-802905		655,325	(585,325)	70,000	Budget true-up
Public Works	3016	Transfers in - from QUIMBY IN-LIEU PARK FEES	3016-99-99-93016-802019		283,000	(155,000)	128,000	Budget true-up
<b>REVENUE TOTAL</b>					<b>\$ 7,147,030</b>	<b>\$ (2,099,030)</b>	<b>\$ 5,048,000</b>	

Department	Fund	Account Description	General Ledger Account	Project	Fiscal Year 2024/25 Amended Budget	Proposed Amendment	Revised Budget	Description - Proposed Adjustment
Public Works	2019	Transfers to PCS CAP PROJECT (QUIMBY)	2019-99-99-92019-903016		\$ 283,000	\$ (155,000)	\$ 128,000	Budget true-up
Public Works	2905	Transfers to PCS CAP PROJECT (PARK IMPROVEMENTS)	2905-99-95-92905-903015		655,325	(585,325)	70,000	Budget true-up
Public Works	2910	Transfers to FACILITY CONST FUND	2910-99-95-92910-903000		5,400,000	(600,000)	4,800,000	Budget true-up
Public Works	6010	Salaries-Regular	6010-70-80-45510-611110		1,326,007	17,656	1,343,663	Projected expenses
Public Works	6010	Salaries-Regular	6010-70-80-45510-611110		1,326,007	13,815	1,339,822	Projected expenses
Public Works	7330	Transfers to FACILITY CONST FUND	7330-99-99-97330-903000		808,705	(808,705)	-	Budget true-up
<b>EXPENSE TOTAL</b>					<b>\$ 9,799,044</b>	<b>\$ (2,117,559)</b>	<b>\$ 7,681,485</b>	

**CITY OF MORENO VALLEY  
NON-GENERAL FUND  
FY 2023/24 Ratification Amendments**

Department	Fund	Account Description	General Ledger Account	Project	Amendment	Description - Ratification
Community Development	2300	State Grant-Operating Revenue	2300-20-38-73312-486000		\$ 4,000	Projected revenues
Financial & Management Services	2300	State Grant-Operating Revenue	2300-30-34-72208-486000		(45,450)	Grant true-up
Financial & Management Services	2300	Fed Grant-Operating Revenue	2300-30-36-72207-485000		182,077	Projected revenues
Financial & Management Services	2300	Fed Grant-Operating Revenue	2300-30-36-72207-485000	ERAP 2	14,994	Projected revenues
Financial & Management Services	2300	Fed Grant-Operating Revenue	2300-30-36-72207-485000	ERAP 2	17,137	Projected revenues
Community Development	4016	Donations	4016-20-38-18211-580200		9,403	Projected revenues
Public Works	6012	Public Purpose Programs	6012-70-80-45511-560070		(3,200,000)	Budget true-up
Public Works	6012	MVU Public Purpose Programs	6012-70-80-45511-561456		3,200,000	Budget true-up
<b>REVENUE TOTAL</b>					<b>\$ 182,161</b>	

Department	Fund	Account Description	General Ledger Account	Project	Amendment	Description - Ratification
Community Development	2300	Professional Svcs - Veterinary Svcs	2300-20-38-73312-620250		\$ 4,000	Projected expenses
Financial & Management Services	2300	Marketing Svcs - Advertising	2300-30-34-72208-620610		(23,967)	Grant true-up
Financial & Management Services	2300	Oper Suppl - Other	2300-30-34-72208-630299		(21,483)	Grant true-up
Financial & Management Services	2300	Salaries-Reimbursable (In/Out)	2300-30-36-72207-611510	ERAP 2	17,137	Projected revenues
Financial & Management Services	2300	Housing Programs	2300-30-36-72207-732101	ERAP 2	182,077	Projected expenses
Financial & Management Services	2300	Housing Programs	2300-30-36-72207-732101	ERAP 2	14,994	Projected expenses
Public Works	3002	CIP Other	3002-70-77-80001-720199	801 0099	(50,000)	Budget true-up
Public Works	3002	CIP Other	3002-70-77-80001-720199	801 0100	(50,000)	Budget true-up
Public Works	3002	CIP Other	3002-70-78-80001-720199	801 0100	100,000	Budget true-up
Community Development	4016	Oper Mtrls - Furn & Equip	4016-20-38-18211-630330		9,403	Projected expenses
<b>EXPENSE TOTAL</b>					<b>\$ 182,161</b>	

City of Moreno Valley  
 FY 2023/24 - 2024/25  
 City Position Summary

Position Title	Adopted Qtrly					
	FY 2022/23	FY 2023/24	FY 2023/24	FY 2023/24	FY 2024/25	FY 2024/25
	No.	Adj.	Adj.	No.	Adj.	No.
Accountant I	1	-	-	1	-	1
Accountant II	1	-	-	1	-	1
Accounting Assistant	3	(1)	-	2	-	2
Accounting Technician	1	-	-	1	-	1
Accounts Payable Supervisor	1	-	-	1	-	1
Administrative Assistant	7	3	-	10	-	10
Animal Care Technician	5	-	-	5	-	5
Animal Care Technician Supervisor	1	-	-	1	-	1
Animal Control Officer	6	-	-	6	-	6
Animal Rescue Coordinator	1	-	-	1	-	1
Animal Services Assistant	4	-	-	4	-	4
Animal Services Dispatcher	1	-	-	1	-	1
Animal Services Division Manager	1	-	-	1	-	1
Animal Services Field Supervisor	1	-	-	1	-	1
Animal Services License Inspector	1	-	-	1	-	1
Animal Services Office Supervisor	1	-	-	1	-	1
Applications & Database Administrator	1	-	-	1	-	1
Applications Analyst	1	1	-	2	-	2
Assistant City Manager (Administration)	1	-	-	1	-	1
Assistant City Manager (Development)	1	-	-	1	-	1
Assistant to the City Manager	1	-	-	1	-	1
Assistant Crossing Guard Supervisor	1	-	-	1	-	1
Assistant Engineer	2	-	-	2	-	2
Assistant Network Administrator	1	-	-	1	-	1
Associate Engineer I	2	-	-	2	-	2
Associate Engineer II	3	-	-	3	-	3
Associate Planner	4	-	-	4	-	4
Audio Visual Technician	2	-	-	2	-	2
Banquet Facility Representative	1	-	-	1	-	1
Building Division Manager/Official	1	-	-	1	-	1
Building Inspector II	4	(1)	-	3	-	3
Building Safety Supervisor	1	-	-	1	-	1
Business License Liaison	1	-	-	1	-	1
Chief Financial Officer	-	1	-	1	-	1
Child Care Assistant	4	-	-	4	-	4
Child Care Instructor II	4	-	-	4	-	4
Child Care Program Manager	1	-	-	1	-	1
Child Care Site Supervisor	4	-	-	4	-	4
City Clerk	1	-	-	1	-	1
City Manager	1	-	-	1	-	1
Community Development Director	1	-	-	1	-	1
Community Enhancement Division Manager	1	-	-	1	-	1
Community Enhancement Officer I	6	-	-	6	-	6
Community Enhancement Officer II	3	-	-	3	-	3
Community Enhancement Supervisor	1	-	-	1	-	1
Community Services Assistant Coordinator	4	-	-	4	-	4
Community Services Coordinator	4	-	-	4	-	4
Community Services Division Manager	-	1	-	1	-	1
Community Services Superintendent	1	(1)	-	-	-	-
Community Services Supervisor	4	-	-	4	-	4
Construction Inspector	2	-	-	2	-	2
Construction Inspector Supervisor	1	-	-	1	-	1
Crossing Guard	35	-	-	35	-	35
Crossing Guard Supervisor	1	-	-	1	-	1
Customer Service Manager	-	1	-	1	-	1
Deputy City Clerk	1	-	-	1	-	1

Attachment: CSD Resolution 2023-XX (6224 : FISCAL YEAR 2023/24 FIRST QUARTER OPERATING & CIP BUDGET REVIEW AND APPROVAL

City of Moreno Valley  
 FY 2023/24 - 2024/25  
 City Position Summary

Position Title	Adopted Qtrly					
	FY 2022/23	FY 2023/24	FY 2023/24	FY 2023/24	FY 2024/25	FY 2024/25
	No.	Adj.	Adj.	No.	Adj.	No.
Deputy City Manager	1	-	-	1	-	1
Deputy Compliance Director	-	1	-	1	-	1
Deputy Finance Director	1	-	-	1	-	1
Economic Development Division Manager	2	-	-	2	-	2
Economic Development & Housing Director	-	1	-	1	-	1
Electric Utility Assistant Manager	-	-	1	1	-	1
Electric Utility Chief Engineer	1	-	(1)	-	-	-
Electric Utility Division Manager	1	-	-	1	-	1
Electric Utility Program Coordinator	1	-	-	1	-	1
Emergency Management Coordinator	-	-	2	2	-	2
Emergency Management & Volunteer Services Program Manager	1	-	-	1	-	1
Emergency Management & Volunteer Services Program Specialist	1	-	(1)	-	-	-
Engineering Division Manager/Assistant City Engineer	1	-	-	1	-	1
Enterprise Systems Administrator	1	-	-	1	-	1
Equipment Operator	6	-	-	6	-	6
Executive Assistant I	5	-	-	5	-	5
Executive Assistant to Mayor/City Council	1	-	-	1	-	1
Facilities Maintenance Mechanic	1	-	-	1	-	1
Facilities Maintenance Worker	3	-	-	3	-	3
Financial Operations Division Manager	1	-	-	1	-	1
Financial Resources Division Manager	1	-	-	1	-	1
Fleet & Facilities Division Manager	-	1	-	1	-	1
Fleet & Facilities Maintenance Supervisor	1	-	-	1	-	1
GIS Administrator	1	-	-	1	-	1
GIS Applications Analyst	1	-	-	1	-	1
GIS Specialist	1	-	-	1	-	1
Grants Division Manager	1	-	-	1	-	1
Grants Program Manager	1	-	(1)	-	-	-
Human Resources Analyst	1	-	-	1	-	1
Human Resources Director	-	1	-	1	-	1
Human Resources Division Manager	1	-	-	1	-	1
Human Resources Technician	-	2	-	2	-	2
Information Technology Technician	2	-	-	2	-	2
Landscape Services Inspector	2	-	-	2	-	2
Lead Facilities Maintenance Worker	1	-	-	1	-	1
Lead Maintenance Worker	4	-	-	4	-	4
Lead Parks Maintenance Worker	7	-	-	7	-	7
Lead Traffic Sign/Marking Technician	2	-	-	2	-	2
Lead Vehicle/Equipment Technician	1	-	-	1	-	1
Maintenance & Operations Division Manager	1	-	-	1	-	1
Maintenance Worker I/II	27	-	-	27	-	27
Maintenance Worker/Work Release Coordinator	1	-	-	1	-	1
Management Aide	7	-	-	7	-	7
Management Analyst	8	(1)	-	7	-	7
Management Assistant	8	4	(2)	10	-	10
Media & Communications Division Manager	1	-	-	1	-	1
Network Administrator	1	-	-	1	-	1
Network & Systems Specialist	1	-	-	1	-	1
Paralegal	1	-	-	1	-	1
Park Ranger	4	-	-	4	-	4
Parking Control Officer	2	-	-	2	-	2
Parks & Community Services Administration & Financial Services Division Manager	-	1	-	1	-	1
Parks & Community Services Deputy Director	1	(1)	-	-	-	-
Parks & Community Services Director	1	-	-	1	-	1
Parks & Landscape Services Division Manager	1	-	-	1	-	1
Parks Maintenance Supervisor	2	-	-	2	-	2
Parks Maintenance Worker	18	-	-	18	-	18
Parks Project Manager	1	-	-	1	-	1
Payroll Supervisor	1	-	-	1	-	1
Permit Technician	4	-	-	4	-	4
Planning Division Manager/Official	1	-	-	1	-	1

Attachment: CSD Resolution 2023-XX (6224 : FISCAL YEAR 2023/24 FIRST QUARTER OPERATING & CIP BUDGET REVIEW AND APPROVAL

City of Moreno Valley  
 FY 2023/24 - 2024/25  
 City Position Summary

Position Title	Adopted Qtrly					
	FY 2022/23	FY 2023/24	FY 2023/24	FY 2023/24	FY 2024/25	FY 2024/25
	No.	Adj.	Adj.	No.	Adj.	No.
Power Supply Manager	-	-	1	1	-	1
Principal Accountant	1	-	-	1	-	1
Principal Engineer	2	-	-	2	-	2
Principal Engineer/City Traffic Engineer	1	-	-	1	-	1
Principal Planner	1	-	-	1	-	1
Program Analyst	-	-	1	1	-	1
Public Information/Intergovernmental Relations Officer	1	-	-	1	-	1
Public Safety Contracts Administrator	1	-	-	1	-	1
Purchasing Division Manager	1	-	-	1	-	1
Public Works Director/City Engineer	1	-	-	1	-	1
Recycling Specialist	1	1	-	2	-	2
Registered Veterinary Technician	1	-	-	1	-	1
Resource Analyst	-	1	(1)	-	-	-
Security Guard	2	-	-	2	-	2
Senior Accountant	4	-	-	4	-	4
Senior Administrative Assistant	13	(1)	-	12	-	12
Senior Applications Analyst	1	1	-	2	-	2
Senior Building Inspector	-	1	-	1	-	1
Senior Community Enhancement Officer	2	-	-	2	-	2
Senior Construction Inspector	2	-	-	2	-	2
Senior Deputy City Clerk	1	-	-	1	-	1
Senior Electrical Engineer	1	-	-	1	-	1
Senior Engineer, P.E.	5	-	-	5	-	5
Senior Equipment Operator	1	-	-	1	-	1
Senior Graphics Designer	1	-	-	1	-	1
Senior Human Resources Analyst	1	-	-	1	-	1
Senior Landscape Services Inspector	1	-	-	1	-	1
Senior Management Analyst	12	3	1	16	-	16
Senior Office Assistant	3	-	-	3	-	3
Senior Parking Control Officer	1	-	-	1	-	1
Senior Parks Maintenance Technician	2	-	-	2	-	2
Senior Payroll Technician	1	-	-	1	-	1
Senior Permit Technician	3	-	-	3	-	3
Senior Planner	1	-	-	1	-	1
Senior Risk Analyst	-	1	-	1	-	1
Senior Telecommunications Technician	1	-	-	1	-	1
Senior Traffic Signal Technician	1	-	-	1	-	1
Special Districts Division Manager	1	-	-	1	-	1
Special Events & Facilities Division Manager	1	-	-	1	-	1
Storekeeper	1	1	-	2	-	2
Strategic Initiatives Manager	1	-	-	1	-	1
Street Maintenance Supervisor	2	-	-	2	-	2
Telecommunications Engineer/Administrator	1	-	-	1	-	1
Telecommunications Technician	1	-	-	1	-	1
Traffic Operations Supervisor	1	-	-	1	-	1
Traffic Signal Technician	2	-	-	2	-	2
Traffic Sign/Marking Technician I	1	-	-	1	-	1
Traffic Sign/Marking Technician II	2	-	-	2	-	2
Utility Finance Manager	-	1	-	1	-	1
Vehicle/Equipment Technician	3	-	-	3	-	3
<b>Total</b>	<b>380</b>	<b>22</b>	<b>-</b>	<b>402</b>	<b>-</b>	<b>402</b>

Note: Excludes City Council Members, Planning Commissioners and temporary positions.

Per Municipal Code 2.18.010, the Planning Commission shall consist of seven members who shall receive such compensation as may be established from time to time by resolution of the City Council.

Attachment: CSD Resolution 2023-XX (6224 : FISCAL YEAR 2023/24 FIRST QUARTER OPERATING & CIP BUDGET REVIEW AND APPROVAL

**CITY OF MORENO VALLEY**

**SALARY SCALE - CAREER POSITIONS**  
EFFECTIVE 11/07/23

TITLE	GRP	GRADE										
			A	B	C	D	E	F	G	H	I	
			5.0%		5.0%	5.0%	5.0%	5.0%	5.0%	2.5%	2.5%	
Accountant I	NE	C22	Annual	71,344.00	74,921.60	78,665.60	82,596.80	86,736.00	91,083.20	95,638.40	98,030.40	100,484.80
			Monthly	5,945.33	6,243.47	6,555.47	6,883.07	7,228.00	7,590.27	7,969.87	8,169.20	8,373.73
			Hourly	34.3000	36.0200	37.8200	39.7100	41.7000	43.7900	45.9800	47.1300	48.3100
Accountant II	PAM	C24	Annual	78,665.60	82,596.80	86,736.00	91,083.20	95,638.40	100,422.40	105,435.20	108,076.80	110,780.80
			Monthly	6,555.47	6,883.07	7,228.00	7,590.27	7,969.87	8,368.53	8,786.27	9,006.40	9,231.73
			Hourly	37.8200	39.7100	41.7000	43.7900	45.9800	48.2800	50.6900	51.9600	53.2600
Accounting Assistant	NE	C14	Annual	48,297.60	50,710.40	53,248.00	55,910.40	58,697.60	61,630.40	64,708.80	66,331.20	67,995.20
			Monthly	4,024.80	4,225.87	4,437.33	4,659.20	4,891.47	5,135.87	5,392.40	5,527.60	5,666.27
			Hourly	23.2200	24.3800	25.6000	26.8800	28.2200	29.6300	31.1100	31.8900	32.6900
Accounting Technician	NE	C17	Annual	55,910.40	58,697.60	61,630.40	64,708.80	67,953.60	71,344.00	74,921.60	76,793.60	78,707.20
			Monthly	4,659.20	4,891.47	5,135.87	5,392.40	5,662.80	5,945.33	6,243.47	6,399.47	6,558.93
			Hourly	26.8800	28.2200	29.6300	31.1100	32.6700	34.3000	36.0200	36.9200	37.8400
Accounts Payable Supervisor	NE	C22	Annual	71,344.00	74,921.60	78,665.60	82,596.80	86,736.00	91,083.20	95,638.40	98,030.40	100,484.80
			Monthly	5,945.33	6,243.47	6,555.47	6,883.07	7,228.00	7,590.27	7,969.87	8,169.20	8,373.73
			Hourly	34.3000	36.0200	37.8200	39.7100	41.7000	43.7900	45.9800	47.1300	48.3100
Administrative Assistant	NE	C16	Annual	53,248.00	55,910.40	58,697.60	61,630.40	64,708.80	67,953.60	71,344.00	73,132.80	74,963.20
			Monthly	4,437.33	4,659.20	4,891.47	5,135.87	5,392.40	5,662.80	5,945.33	6,094.40	6,246.93
			Hourly	25.6000	26.8800	28.2200	29.6300	31.1100	32.6700	34.3000	35.1600	36.0400
Animal Care Technician	NE	C11	Annual	41,724.80	43,804.80	45,988.80	48,297.60	50,710.40	53,248.00	55,910.40	57,304.00	58,739.20
			Monthly	3,477.07	3,650.40	3,832.40	4,024.80	4,225.87	4,437.33	4,659.20	4,775.33	4,894.93
			Hourly	20.0600	21.0600	22.1100	23.2200	24.3800	25.6000	26.8800	27.5500	28.2400
Animal Care Technician Supervisor	PAM	C21	Annual	67,953.60	71,344.00	74,921.60	78,665.60	82,596.80	86,736.00	91,083.20	93,350.40	95,680.00
			Monthly	5,662.80	5,945.33	6,243.47	6,555.47	6,883.07	7,228.00	7,590.27	7,779.20	7,973.33
			Hourly	32.6700	34.3000	36.0200	37.8200	39.7100	41.7000	43.7900	44.8800	46.0000
Animal Control Officer	NE	C15	Annual	50,710.40	53,248.00	55,910.40	58,697.60	61,630.40	64,708.80	67,953.60	69,659.20	71,406.40
			Monthly	4,225.87	4,437.33	4,659.20	4,891.47	5,135.87	5,392.40	5,662.80	5,804.93	5,950.53
			Hourly	24.3800	25.6000	26.8800	28.2200	29.6300	31.1100	32.6700	33.4900	34.3300
Animal Rescue Coordinator	NE	C11	Annual	41,724.80	43,804.80	45,988.80	48,297.60	50,710.40	53,248.00	55,910.40	57,304.00	58,739.20
			Monthly	3,477.07	3,650.40	3,832.40	4,024.80	4,225.87	4,437.33	4,659.20	4,775.33	4,894.93
			Hourly	20.0600	21.0600	22.1100	23.2200	24.3800	25.6000	26.8800	27.5500	28.2400
Animal Services Assistant	NE	C10	Annual	39,728.00	41,724.80	43,804.80	45,988.80	48,297.60	50,710.40	53,248.00	54,579.20	55,952.00
			Monthly	3,310.67	3,477.07	3,650.40	3,832.40	4,024.80	4,225.87	4,437.33	4,548.27	4,662.67
			Hourly	19.1000	20.0600	21.0600	22.1100	23.2200	24.3800	25.6000	26.2400	26.9000
Animal Services Dispatcher	NE	C10	Annual	39,728.00	41,724.80	43,804.80	45,988.80	48,297.60	50,710.40	53,248.00	54,579.20	55,952.00
			Monthly	3,310.67	3,477.07	3,650.40	3,832.40	4,024.80	4,225.87	4,437.33	4,548.27	4,662.67
			Hourly	19.1000	20.0600	21.0600	22.1100	23.2200	24.3800	25.6000	26.2400	26.9000
Animal Services Division Manager	DMG	C30	Annual	105,414.40	110,676.80	116,209.60	122,012.80	128,107.20	134,513.60	141,232.00	144,768.00	148,387.20
			Monthly	8,784.53	9,223.07	9,684.13	10,167.73	10,675.60	11,209.47	11,769.33	12,064.00	12,365.60
			Hourly	50.6800	53.2100	55.8700	58.6600	61.5900	64.6700	67.9000	69.6000	71.3400

Attachment: CSD Resolution 2023-XX (6224 : FISCAL YEAR 2023/24 FIRST QUARTER OPERATING & CIP

**CITY OF MORENO VALLEY**

**SALARY SCALE - CAREER POSITIONS**  
EFFECTIVE 11/07/23

TITLE	GRP	GRADE										
			A	B	C	D	E	F	G	H	I	
			5.0%		5.0%	5.0%	5.0%	5.0%	5.0%	2.5%	2.5%	
Animal Services Field Supervisor	PAM	C22	Annual	71,344.00	74,921.60	78,665.60	82,596.80	86,736.00	91,083.20	95,638.40	98,030.40	100,484.80
			Monthly	5,945.33	6,243.47	6,555.47	6,883.07	7,228.00	7,590.27	7,969.87	8,169.20	8,373.73
			Hourly	34.3000	36.0200	37.8200	39.7100	41.7000	43.7900	45.9800	47.1300	48.3100
Animal Services License Inspector	NE	C11	Annual	41,724.80	43,804.80	45,988.80	48,297.60	50,710.40	53,248.00	55,910.40	57,304.00	58,739.20
			Monthly	3,477.07	3,650.40	3,832.40	4,024.80	4,225.87	4,437.33	4,659.20	4,775.33	4,894.93
			Hourly	20.0600	21.0600	22.1100	23.2200	24.3800	25.6000	26.8800	27.5500	28.2400
Animal Services Office Supervisor	PAM	C21	Annual	67,953.60	71,344.00	74,921.60	78,665.60	82,596.80	86,736.00	91,083.20	93,350.40	95,680.00
			Monthly	5,662.80	5,945.33	6,243.47	6,555.47	6,883.07	7,228.00	7,590.27	7,779.20	7,973.33
			Hourly	32.6700	34.3000	36.0200	37.8200	39.7100	41.7000	43.7900	44.8800	46.0000
Applications & Database Administrator	PAM	C29	Annual	100,380.80	105,393.60	110,656.00	116,188.80	121,992.00	128,086.40	134,492.80	137,862.40	141,315.20
			Monthly	8,365.07	8,782.80	9,221.33	9,682.40	10,166.00	10,673.87	11,207.73	11,488.53	11,776.27
			Hourly	48.2600	50.6700	53.2000	55.8600	58.6500	61.5800	64.6600	66.2800	67.9400
Applications Analyst	PAM	C25	Annual	82,596.80	86,736.00	91,083.20	95,638.40	100,422.40	105,435.20	110,697.60	113,464.00	116,292.80
			Monthly	6,883.07	7,228.00	7,590.27	7,969.87	8,368.53	8,786.27	9,224.80	9,455.33	9,691.07
			Hourly	39.7100	41.7000	43.7900	45.9800	48.2800	50.6900	53.2200	54.5500	55.9100
Assistant to the City Manager	PAM	C24	Annual	78,665.60	82,596.80	86,736.00	91,083.20	95,638.40	100,422.40	105,435.20	108,076.80	110,780.80
			Monthly	6,555.47	6,883.07	7,228.00	7,590.27	7,969.87	8,368.53	8,786.27	9,006.40	9,231.73
			Hourly	37.8200	39.7100	41.7000	43.7900	45.9800	48.2800	50.6900	51.9600	53.2600
Assistant Crossing Guard Supervisor	NE	C05	Annual	36,046.40	36,046.40	37,856.00	39,748.80	39,748.80	41,745.60	41,745.60	43,825.60	43,825.60
			Monthly	3,003.87	3,003.87	3,154.67	3,312.40	3,312.40	3,478.80	3,478.80	3,652.13	3,652.13
			Hourly	17.3300	18.2000	18.2000	19.1100	19.1100	20.0700	20.0700	21.0700	21.0700
Assistant Engineer	PAM	C25	Annual	82,596.80	86,736.00	91,083.20	95,638.40	100,422.40	105,435.20	110,697.60	113,464.00	116,292.80
			Monthly	6,883.07	7,228.00	7,590.27	7,969.87	8,368.53	8,786.27	9,224.80	9,455.33	9,691.07
			Hourly	39.7100	41.7000	43.7900	45.9800	48.2800	50.6900	53.2200	54.5500	55.9100
Assistant Network Administrator	PAM	C26	Annual	86,715.20	91,041.60	95,596.80	100,380.80	105,393.60	110,656.00	116,188.80	119,100.80	122,075.20
			Monthly	7,226.27	7,586.80	7,966.40	8,365.07	8,782.80	9,221.33	9,682.40	9,925.07	10,172.93
			Hourly	41.6900	43.7700	45.9600	48.2600	50.6700	53.2000	55.8600	57.2600	58.6900
Associate Engineer I	PAM	C28	Annual	95,617.60	100,401.60	105,414.40	110,676.80	116,209.60	122,012.80	128,107.20	131,310.40	134,596.80
			Monthly	7,968.13	8,366.80	8,784.53	9,223.07	9,684.13	10,167.73	10,675.60	10,942.53	11,216.40
			Hourly	45.9700	48.2700	50.6800	53.2100	55.8700	58.6600	61.5900	63.1300	64.7100
Associate Engineer II	PAM	C29	Annual	100,380.80	105,393.60	110,656.00	116,188.80	121,992.00	128,086.40	134,492.80	137,862.40	141,315.20
			Monthly	8,365.07	8,782.80	9,221.33	9,682.40	10,166.00	10,673.87	11,207.73	11,488.53	11,776.27
			Hourly	48.2600	50.6700	53.2000	55.8600	58.6500	61.5800	64.6600	66.2800	67.9400
Associate Planner	PAM	C25	Annual	82,596.80	86,736.00	91,083.20	95,638.40	100,422.40	105,435.20	110,697.60	113,464.00	116,292.80
			Monthly	6,883.07	7,228.00	7,590.27	7,969.87	8,368.53	8,786.27	9,224.80	9,455.33	9,691.07
			Hourly	39.7100	41.7000	43.7900	45.9800	48.2800	50.6900	53.2200	54.5500	55.9100
Audio Visual Technician	NE	C18	Annual	58,697.60	61,630.40	64,708.80	67,953.60	71,344.00	74,921.60	78,665.60	80,641.60	82,659.20
			Monthly	4,891.47	5,135.87	5,392.40	5,662.80	5,945.33	6,243.47	6,555.47	6,720.13	6,888.27
			Hourly	28.2200	29.6300	31.1100	32.6700	34.3000	36.0200	37.8200	38.7700	39.7400

Attachment: CSD Resolution 2023-XX (6224 : FISCAL YEAR 2023/24 FIRST QUARTER OPERATING & CIP



**CITY OF MORENO VALLEY**

**SALARY SCALE - CAREER POSITIONS**  
EFFECTIVE 11/07/23

TITLE	GRP	GRADE										
			A	B	C	D	E	F	G	H	I	
			5.0%		5.0%	5.0%	5.0%	5.0%	5.0%	2.5%	2.5%	
Banquet Facility Representative	PAM	C19	Annual	61,630.40	64,708.80	67,953.60	71,344.00	74,921.60	78,665.60	82,596.80	84,656.00	86,777.60
			Monthly	5,135.87	5,392.40	5,662.80	5,945.33	6,243.47	6,555.47	6,883.07	7,054.67	7,231.47
			Hourly	29.6300	31.1100	32.6700	34.3000	36.0200	37.8200	39.7100	40.7000	41.7200
Building Division Manager/Official	DMG	C34	Annual	137,488.00	144,372.80	151,590.40	159,161.60	167,128.00	175,489.60	184,267.20	188,864.00	193,585.60
			Monthly	11,457.33	12,031.07	12,632.53	13,263.47	13,927.33	14,624.13	15,355.60	15,738.67	16,132.13
			Hourly	66.1000	69.4100	72.8800	76.5200	80.3500	84.3700	88.5900	90.8000	93.0700
Building Inspector II	NE	C24	Annual	78,665.60	82,596.80	86,736.00	91,083.20	95,638.40	100,422.40	105,435.20	108,076.80	110,780.80
			Monthly	6,555.47	6,883.07	7,228.00	7,590.27	7,969.87	8,368.53	8,786.27	9,006.40	9,231.73
			Hourly	37.8200	39.7100	41.7000	43.7900	45.9800	48.2800	50.6900	51.9600	53.2600
Building Safety Supervisor	PAM	C27	Annual	91,062.40	95,617.60	100,401.60	105,414.40	110,676.80	116,209.60	122,012.80	125,070.40	128,190.40
			Monthly	7,588.53	7,968.13	8,366.80	8,784.53	9,223.07	9,684.13	10,167.73	10,422.53	10,682.53
			Hourly	43.7800	45.9700	48.2700	50.6800	53.2100	55.8700	58.6600	60.1300	61.6300
Business License Liaison	NE	C16	Annual	53,248.00	55,910.40	58,697.60	61,630.40	64,708.80	67,953.60	71,344.00	73,132.80	74,963.20
			Monthly	4,437.33	4,659.20	4,891.47	5,135.87	5,392.40	5,662.80	5,945.33	6,094.40	6,246.93
			Hourly	25.6000	26.8800	28.2200	29.6300	31.1100	32.6700	34.3000	35.1600	36.0400
Child Care Assistant	GRA	CC09	Annual	33,912.32	2,246.40	36,628.80	36,628.80	44,512.00	46,737.60	49,067.20	51,521.60	54,100.80
			Monthly	2,826.03	187.20	3,052.40	3,052.40	3,709.33	3,894.80	4,088.93	4,293.47	4,508.40
			Hourly	17.6100	18.4900	19.4100	20.3800	21.4000	22.4700	23.5900	24.7700	26.0100
Child Care Instructor II	GRA	CC11	Annual	39,561.60	41,537.60	43,617.60	45,801.60	48,089.60	50,502.40	53,019.20	54,350.40	55,702.40
			Monthly	3,296.80	3,461.47	3,634.80	3,816.80	4,007.47	4,208.53	4,418.27	4,529.20	4,641.87
			Hourly	19.0200	19.9700	20.9700	22.0200	23.1200	24.2800	25.4900	26.1300	26.7800
Child Care Program Manager	PAM	C19	Annual	61,630.40	64,708.80	67,953.60	71,344.00	74,921.60	78,665.60	82,596.80	84,656.00	86,777.60
			Monthly	5,135.87	5,392.40	5,662.80	5,945.33	6,243.47	6,555.47	6,883.07	7,054.67	7,231.47
			Hourly	29.6300	31.1100	32.6700	34.3000	36.0200	37.8200	39.7100	40.7000	41.7200
Child Care Site Supervisor	GRA	C15	Annual	50,710.40	53,248.00	55,910.40	58,697.60	61,630.40	64,708.80	67,953.60	69,659.20	71,406.40
			Monthly	4,225.87	4,437.33	4,659.20	4,891.47	5,135.87	5,392.40	5,662.80	5,804.93	5,950.53
			Hourly	24.3800	25.6000	26.8800	28.2200	29.6300	31.1100	32.6700	33.4900	34.3300
Community Enhancement Division Manager	DMG	C30	Annual	105,414.40	110,676.80	116,209.60	122,012.80	128,107.20	134,513.60	141,232.00	144,768.00	148,387.20
			Monthly	8,784.53	9,223.07	9,684.13	10,167.73	10,675.60	11,209.47	11,769.33	12,064.00	12,365.60
			Hourly	50.6800	53.2100	55.8700	58.6600	61.5900	64.6700	67.9000	69.6000	71.3400
Community Enhancement Officer I	NE	C18	Annual	58,697.60	61,630.40	64,708.80	67,953.60	71,344.00	74,921.60	78,665.60	80,641.60	82,659.20
			Monthly	4,891.47	5,135.87	5,392.40	5,662.80	5,945.33	6,243.47	6,555.47	6,720.13	6,888.27
			Hourly	28.2200	29.6300	31.1100	32.6700	34.3000	36.0200	37.8200	38.7700	39.7400
Community Enhancement Officer II	NE	C20	Annual	64,708.80	67,953.60	71,344.00	74,921.60	78,665.60	82,596.80	86,736.00	88,899.20	91,124.80
			Monthly	5,392.40	5,662.80	5,945.33	6,243.47	6,555.47	6,883.07	7,228.00	7,408.27	7,593.73
			Hourly	31.1100	32.6700	34.3000	36.0200	37.8200	39.7100	41.7000	42.7400	43.8100
Community Enhancement Supervisor	PAM	C23	Annual	74,921.60	78,665.60	82,596.80	86,736.00	91,083.20	95,638.40	100,422.40	102,939.20	105,518.40
			Monthly	6,243.47	6,555.47	6,883.07	7,228.00	7,590.27	7,969.87	8,368.53	8,578.27	8,793.20
			Hourly	36.0200	37.8200	39.7100	41.7000	43.7900	45.9800	48.2800	49.4900	50.7300

Attachment: CSD Resolution 2023-XX (6224 : FISCAL YEAR 2023/24 FIRST QUARTER OPERATING & CIP

**CITY OF MORENO VALLEY**

**SALARY SCALE - CAREER POSITIONS**  
EFFECTIVE 11/07/23

TITLE	GRP	GRADE		SALARY										
				A	B	C	D	E	F	G	H	I		
					5.0%	5.0%	5.0%	5.0%	5.0%	5.0%	5.0%	2.5%	2.5%	
Community Services Assistant Coordinator	NE	C08	Annual	36,046.40	37,856.00	39,748.80	41,745.60	43,825.60	46,009.60	48,318.40	49,524.80	50,772.80		
			Monthly	3,003.87	3,154.67	3,312.40	3,478.80	3,652.13	3,834.13	4,026.53	4,127.07	4,231.07		
			Hourly	17.3300	18.2000	19.1100	20.0700	21.0700	22.1200	23.2300	23.8100	24.4100		
Community Services Coordinator	NE	C10	Annual	39,728.00	41,724.80	43,804.80	45,988.80	48,297.60	50,710.40	53,248.00	54,579.20	55,952.00		
			Monthly	3,310.67	3,477.07	3,650.40	3,832.40	4,024.80	4,225.87	4,437.33	4,548.27	4,662.67		
			Hourly	19.1000	20.0600	21.0600	22.1100	23.2200	24.3800	25.6000	26.2400	26.9000		
Community Services Division Manager	DMG	C30	Annual	105,414.40	110,676.80	116,209.60	122,012.80	128,107.20	134,513.60	141,232.00	144,768.00	148,387.20		
			Monthly	8,784.53	9,223.07	9,684.13	10,167.73	10,675.60	11,209.47	11,769.33	12,064.00	12,365.60		
			Hourly	50.6800	53.2100	55.8700	58.6600	61.5900	64.6700	67.9000	69.6000	71.3400		
Community Services Supervisor	PAM	C19	Annual	61,630.40	64,708.80	67,953.60	71,344.00	74,921.60	78,665.60	82,596.80	84,656.00	86,777.60		
			Monthly	5,135.87	5,392.40	5,662.80	5,945.33	6,243.47	6,555.47	6,883.07	7,054.67	7,231.47		
			Hourly	29.6300	31.1100	32.6700	34.3000	36.0200	37.8200	39.7100	40.7000	41.7200		
Construction Inspector	NE	C22	Annual	71,344.00	74,921.60	78,665.60	82,596.80	86,736.00	91,083.20	95,638.40	98,030.40	100,484.80		
			Monthly	5,945.33	6,243.47	6,555.47	6,883.07	7,228.00	7,590.27	7,969.87	8,169.20	8,373.73		
			Hourly	34.3000	36.0200	37.8200	39.7100	41.7000	43.7900	45.9800	47.1300	48.3100		
Construction Inspector Supervisor	PAM	C25	Annual	82,596.80	86,736.00	91,083.20	95,638.40	100,422.40	105,435.20	110,697.60	113,464.00	116,292.80		
			Monthly	6,883.07	7,228.00	7,590.27	7,969.87	8,368.53	8,786.27	9,224.80	9,455.33	9,691.07		
			Hourly	39.7100	41.7000	43.7900	45.9800	48.2800	50.6900	53.2200	54.5500	55.9100		
Crossing Guard Supervisor	NE	C07	Annual	36,046.40	37,856.00	39,748.80	41,745.60	43,825.60	46,009.60	48,318.40	49,524.80	50,772.80		
			Monthly	3,003.87	3,154.67	3,312.40	3,478.80	3,652.13	3,834.13	4,026.53	4,127.07	4,231.07		
			Hourly	17.3300	18.2000	19.1100	20.0700	21.0700	22.1200	23.2300	23.8100	24.4100		
Customer Service Manager	PAM	C26	Annual	86,715.20	91,041.60	95,596.80	100,380.80	105,393.60	110,656.00	116,188.80	119,100.80	122,075.20		
			Monthly	7,226.27	7,586.80	7,966.40	8,365.07	8,782.80	9,221.33	9,682.40	9,925.07	10,172.93		
			Hourly	41.6900	43.7700	45.9600	48.2600	50.6700	53.2000	55.8600	57.2600	58.6900		
Deputy City Clerk	NE	C17	Annual	55,910.40	58,697.60	61,630.40	64,708.80	67,953.60	71,344.00	74,921.60	76,793.60	78,707.20		
			Monthly	4,659.20	4,891.47	5,135.87	5,392.40	5,662.80	5,945.33	6,243.47	6,399.47	6,558.93		
			Hourly	26.8800	28.2200	29.6300	31.1100	32.6700	34.3000	36.0200	36.9200	37.8400		
Deputy City Manager	DMG	C30	Annual	105,414.40	110,676.80	116,209.60	122,012.80	128,107.20	134,513.60	141,232.00	144,768.00	148,387.20		
			Monthly	8,784.53	9,223.07	9,684.13	10,167.73	10,675.60	11,209.47	11,769.33	12,064.00	12,365.60		
			Hourly	50.6800	53.2100	55.8700	58.6600	61.5900	64.6700	67.9000	69.6000	71.3400		
Deputy Compliance Director	DMG	C35	Annual	144,372.80	151,590.40	159,161.60	167,128.00	175,489.60	184,267.20	193,481.60	198,328.00	203,278.40		
			Monthly	12,031.07	12,632.53	13,263.47	13,927.33	14,624.13	15,355.60	16,123.47	16,527.33	16,939.87		
			Hourly	69.4100	72.8800	76.5200	80.3500	84.3700	88.5900	93.0200	95.3500	97.7300		
Deputy Finance Director	DMG	C34	Annual	137,488.00	144,372.80	151,590.40	159,161.60	167,128.00	175,489.60	184,267.20	188,864.00	193,585.60		
			Monthly	11,457.33	12,031.07	12,632.53	13,263.47	13,927.33	14,624.13	15,355.60	15,738.67	16,132.13		
			Hourly	66.1000	69.4100	72.8800	76.5200	80.3500	84.3700	88.5900	90.8000	93.0700		
Economic Development Division Manager	DMG	C30	Annual	105,414.40	110,676.80	116,209.60	122,012.80	128,107.20	134,513.60	141,232.00	144,768.00	148,387.20		
			Monthly	8,784.53	9,223.07	9,684.13	10,167.73	10,675.60	11,209.47	11,769.33	12,064.00	12,365.60		
			Hourly	50.6800	53.2100	55.8700	58.6600	61.5900	64.6700	67.9000	69.6000	71.3400		

Attachment: CSD Resolution 2023-XX (6224 : FISCAL YEAR 2023/24 FIRST QUARTER OPERATING & CIP

**CITY OF MORENO VALLEY**

**SALARY SCALE - CAREER POSITIONS**  
EFFECTIVE 11/07/23

TITLE	GRP	GRADE		SALARY RANGES								
				A	B	C	D	E	F	G	H	I
				5.0%	5.0%	5.0%	5.0%	5.0%	5.0%	5.0%	2.5%	2.5%
Electric Utility Assistant Manager	PAM	C34	Annual	137,488.00	144,372.80	151,590.40	159,161.60	167,128.00	175,489.60	184,267.20	188,864.00	193,585.60
			Monthly	11,457.33	12,031.07	12,632.53	13,263.47	13,927.33	14,624.13	15,355.60	15,738.67	16,132.13
			Hourly	66.1000	69.4100	72.8800	76.5200	80.3500	84.3700	88.5900	90.8000	93.0700
Electric Utility Division Manager	DMG	C36	Annual	158,891.20	166,836.80	175,177.60	183,934.40	193,128.00	202,779.20	212,908.80	218,233.60	223,683.20
			Monthly	13,240.93	13,903.07	14,598.13	15,327.87	16,094.00	16,898.27	17,742.40	18,186.13	18,640.27
			Hourly	76.3900	80.2100	84.2200	88.4300	92.8500	97.4900	102.3600	104.9200	107.5400
Electric Utility Program Coordinator	PAM	C27	Annual	91,062.40	95,617.60	100,401.60	105,414.40	110,676.80	116,209.60	122,012.80	125,070.40	128,190.40
			Monthly	7,588.53	7,968.13	8,366.80	8,784.53	9,223.07	9,684.13	10,167.73	10,422.53	10,682.53
			Hourly	43.7800	45.9700	48.2700	50.6800	53.2100	55.8700	58.6600	60.1300	61.6300
Emergency Management Coordinator	PAM	C22	Annual	71,344.00	74,921.60	78,665.60	82,596.80	86,736.00	91,083.20	95,638.40	98,030.40	100,484.80
			Monthly	5,945.33	6,243.47	6,555.47	6,883.07	7,228.00	7,590.27	7,969.87	8,169.20	8,373.73
			Hourly	34.3000	36.0200	37.8200	39.7100	41.7000	43.7900	45.9800	47.1300	48.3100
Emergency Management & Volunteer Services Program Manager	DMG	C30	Annual	105,414.40	110,676.80	116,209.60	122,012.80	128,107.20	134,513.60	141,232.00	144,768.00	148,387.20
			Monthly	8,784.53	9,223.07	9,684.13	10,167.73	10,675.60	11,209.47	11,769.33	12,064.00	12,365.60
			Hourly	50.6800	53.2100	55.8700	58.6600	61.5900	64.6700	67.9000	69.6000	71.3400
Engineering Division Manager/Assistant City Engineer	DMG	C34	Annual	137,488.00	144,372.80	151,590.40	159,161.60	167,128.00	175,489.60	184,267.20	188,864.00	193,585.60
			Monthly	11,457.33	12,031.07	12,632.53	13,263.47	13,927.33	14,624.13	15,355.60	15,738.67	16,132.13
			Hourly	66.1000	69.4100	72.8800	76.5200	80.3500	84.3700	88.5900	90.8000	93.0700
Enterprise Systems Administrator	PAM	C31	Annual	110,676.80	116,209.60	122,012.80	128,107.20	134,513.60	141,232.00	148,304.00	152,006.40	155,812.80
			Monthly	9,223.07	9,684.13	10,167.73	10,675.60	11,209.47	11,769.33	12,358.67	12,667.20	12,984.40
			Hourly	53.2100	55.8700	58.6600	61.5900	64.6700	67.9000	71.3000	73.0800	74.9100
Equipment Operator	NE	C17	Annual	55,910.40	58,697.60	61,630.40	64,708.80	67,953.60	71,344.00	74,921.60	76,793.60	78,707.20
			Monthly	4,659.20	4,891.47	5,135.87	5,392.40	5,662.80	5,945.33	6,243.47	6,399.47	6,558.93
			Hourly	26.8800	28.2200	29.6300	31.1100	32.6700	34.3000	36.0200	36.9200	37.8400
Executive Assistant I	NE	C19	Annual	61,630.40	64,708.80	67,953.60	71,344.00	74,921.60	78,665.60	82,596.80	84,656.00	86,777.60
			Monthly	5,135.87	5,392.40	5,662.80	5,945.33	6,243.47	6,555.47	6,883.07	7,054.67	7,231.47
			Hourly	29.6300	31.1100	32.6700	34.3000	36.0200	37.8200	39.7100	40.7000	41.7200
Executive Assistant to Mayor/City Council	DMG	C30	Annual	105,414.40	110,676.80	116,209.60	122,012.80	128,107.20	134,513.60	141,232.00	144,768.00	148,387.20
			Monthly	8,784.53	9,223.07	9,684.13	10,167.73	10,675.60	11,209.47	11,769.33	12,064.00	12,365.60
			Hourly	50.6800	53.2100	55.8700	58.6600	61.5900	64.6700	67.9000	69.6000	71.3400
Facilities Maintenance Mechanic	NE	C15	Annual	50,710.40	53,248.00	55,910.40	58,697.60	61,630.40	64,708.80	67,953.60	68,659.20	71,406.40
			Monthly	4,225.87	4,437.33	4,659.20	4,891.47	5,135.87	5,392.40	5,662.80	5,804.93	5,950.53
			Hourly	24.3800	25.6000	26.8800	28.2200	29.6300	31.1100	32.6700	33.4900	34.3300
Facilities Maintenance Worker	NE	C13	Annual	45,988.80	48,297.60	50,710.40	53,248.00	55,910.40	58,697.60	61,630.40	63,169.60	64,750.40
			Monthly	3,832.40	4,024.80	4,225.87	4,437.33	4,659.20	4,891.47	5,135.87	5,264.13	5,395.87
			Hourly	22.1100	23.2200	24.3800	25.6000	26.8800	28.2200	29.6300	30.3700	31.1300
Financial Operations Division Manager	DMG	C33	Annual	127,899.20	134,284.80	141,003.20	148,054.40	155,459.20	163,238.40	171,392.00	175,676.80	180,065.60
			Monthly	10,658.27	11,190.40	11,750.27	12,337.87	12,954.93	13,603.20	14,282.67	14,639.73	15,005.47
			Hourly	61.4900	64.5600	67.7900	71.1800	74.7400	78.4800	82.4000	84.4600	86.5700

Attachment: CSD Resolution 2023-XX (6224 : FISCAL YEAR 2023/24 FIRST QUARTER OPERATING & CIP

**CITY OF MORENO VALLEY**

**SALARY SCALE - CAREER POSITIONS**  
EFFECTIVE 11/07/23

TITLE	GRP	GRADE										
			A	B	C	D	E	F	G	H	I	
			5.0%		5.0%	5.0%	5.0%	5.0%	5.0%	2.5%	2.5%	
Financial Resources Division Manager	DMG	C33	Annual	127,899.20	134,284.80	141,003.20	148,054.40	155,459.20	163,238.40	171,392.00	175,676.80	180,065.60
			Monthly	10,658.27	11,190.40	11,750.27	12,337.87	12,954.93	13,603.20	14,282.67	14,639.73	15,005.47
			Hourly	61.4900	64.5600	67.7900	71.1800	74.7400	78.4800	82.4000	84.4600	86.5700
Fleet & Facilities Division Manager	DMG	C31	Annual	110,676.80	116,209.60	122,012.80	128,107.20	134,513.60	141,232.00	148,304.00	152,006.40	155,812.80
			Monthly	9,223.07	9,684.13	10,167.73	10,675.60	11,209.47	11,769.33	12,358.67	12,667.20	12,984.40
			Hourly	53.2100	55.8700	58.6600	61.5900	64.6700	67.9000	71.3000	73.0800	74.9100
Fleet & Facilities Maintenance Supervisor	PAM	C27	Annual	91,062.40	95,617.60	100,401.60	105,414.40	110,676.80	116,209.60	122,012.80	125,070.40	128,190.40
			Monthly	7,588.53	7,968.13	8,366.80	8,784.53	9,223.07	9,684.13	10,167.73	10,422.53	10,682.53
			Hourly	43.7800	45.9700	48.2700	50.6800	53.2100	55.8700	58.6600	60.1300	61.6300
GIS Administrator	PAM	C29	Annual	100,380.80	105,393.60	110,656.00	116,188.80	121,992.00	128,086.40	134,492.80	137,862.40	141,315.20
			Monthly	8,365.07	8,782.80	9,221.33	9,682.40	10,166.00	10,673.87	11,207.73	11,488.53	11,776.27
			Hourly	48.2600	50.6700	53.2000	55.8600	58.6500	61.5800	64.6600	66.2800	67.9400
GIS Applications Analyst	PAM	C25	Annual	82,596.80	86,736.00	91,083.20	95,638.40	100,422.40	105,435.20	110,697.60	113,464.00	116,292.80
			Monthly	6,883.07	7,228.00	7,590.27	7,969.87	8,368.53	8,786.27	9,224.80	9,455.33	9,691.07
			Hourly	39.7100	41.7000	43.7900	45.9800	48.2800	50.6900	53.2200	54.5500	55.9100
GIS Specialist	NE	C21	Annual	67,953.60	71,344.00	74,921.60	78,665.60	82,596.80	86,736.00	91,083.20	93,350.40	95,680.00
			Monthly	5,662.80	5,945.33	6,243.47	6,555.47	6,883.07	7,228.00	7,590.27	7,779.20	7,973.33
			Hourly	32.6700	34.3000	36.0200	37.8200	39.7100	41.7000	43.7900	44.8800	46.0000
Grants Division Manager	DMG	C33	Annual	127,899.20	134,284.80	141,003.20	148,054.40	155,459.20	163,238.40	171,392.00	175,676.80	180,065.60
			Monthly	10,658.27	11,190.40	11,750.27	12,337.87	12,954.93	13,603.20	14,282.67	14,639.73	15,005.47
			Hourly	61.4900	64.5600	67.7900	71.1800	74.7400	78.4800	82.4000	84.4600	86.5700
Human Resources Analyst	PAM	C24	Annual	78,665.60	82,596.80	86,736.00	91,083.20	95,638.40	100,422.40	105,435.20	108,076.80	110,780.80
			Monthly	6,555.47	6,883.07	7,228.00	7,590.27	7,969.87	8,368.53	8,786.27	9,006.40	9,231.73
			Hourly	37.8200	39.7100	41.7000	43.7900	45.9800	48.2800	50.6900	51.9600	53.2600
Human Resources Division Manager	DMG	C34	Annual	137,488.00	144,372.80	151,590.40	159,161.60	167,128.00	175,489.60	184,267.20	188,864.00	193,585.60
			Monthly	11,457.33	12,031.07	12,632.53	13,263.47	13,927.33	14,624.13	15,355.60	15,738.67	16,132.13
			Hourly	66.1000	69.4100	72.8800	76.5200	80.3500	84.3700	88.5900	90.8000	93.0700
Human Resources Technician	NE	C22	Annual	71,344.00	74,921.60	78,665.60	82,596.80	86,736.00	91,083.20	95,638.40	98,030.40	100,484.80
			Monthly	5,945.33	6,243.47	6,555.47	6,883.07	7,228.00	7,590.27	7,969.87	8,169.20	8,373.73
			Hourly	34.3000	36.0200	37.8200	39.7100	41.7000	43.7900	45.9800	47.1300	48.3100
Information Technology Technician	NE	C20	Annual	64,708.80	67,953.60	71,344.00	74,921.60	78,665.60	82,596.80	86,736.00	88,899.20	91,124.80
			Monthly	5,392.40	5,662.80	5,945.33	6,243.47	6,555.47	6,883.07	7,228.00	7,408.27	7,593.73
			Hourly	31.1100	32.6700	34.3000	36.0200	37.8200	39.7100	41.7000	42.7400	43.8100
Landscape Services Inspector	NE	C18	Annual	58,697.60	61,630.40	64,708.80	67,953.60	71,344.00	74,921.60	78,665.60	80,641.60	82,659.20
			Monthly	4,891.47	5,135.87	5,392.40	5,662.80	5,945.33	6,243.47	6,555.47	6,720.13	6,888.27
			Hourly	28.2200	29.6300	31.1100	32.6700	34.3000	36.0200	37.8200	38.7700	39.7400
Lead Facilities Maintenance Worker	NE	C18	Annual	58,697.60	61,630.40	64,708.80	67,953.60	71,344.00	74,921.60	78,665.60	80,641.60	82,659.20
			Monthly	4,891.47	5,135.87	5,392.40	5,662.80	5,945.33	6,243.47	6,555.47	6,720.13	6,888.27
			Hourly	28.2200	29.6300	31.1100	32.6700	34.3000	36.0200	37.8200	38.7700	39.7400

Attachment: CSD Resolution 2023-XX (6224 : FISCAL YEAR 2023/24 FIRST QUARTER OPERATING & CIP

**CITY OF MORENO VALLEY**

**SALARY SCALE - CAREER POSITIONS**  
EFFECTIVE 11/07/23

TITLE	GRP	GRADE										
			A	B	C	D	E	F	G	H	I	
				5.0%	5.0%	5.0%	5.0%	5.0%	5.0%	5.0%	2.5%	2.5%
Lead Maintenance Worker	NE	C19	Annual	61,630.40	64,708.80	67,953.60	71,344.00	74,921.60	78,665.60	82,596.80	84,656.00	86,777.60
			Monthly	5,135.87	5,392.40	5,662.80	5,945.33	6,243.47	6,555.47	6,883.07	7,054.67	7,231.47
			Hourly	29.6300	31.1100	32.6700	34.3000	36.0200	37.8200	39.7100	40.7000	41.7200
Lead Parks Maintenance Worker	NE	C15	Annual	50,710.40	53,248.00	55,910.40	58,697.60	61,630.40	64,708.80	67,953.60	69,659.20	71,406.40
			Monthly	4,225.87	4,437.33	4,659.20	4,891.47	5,135.87	5,392.40	5,662.80	5,804.93	5,950.53
			Hourly	24.3800	25.6000	26.8800	28.2200	29.6300	31.1100	32.6700	33.4900	34.3300
Lead Traffic Sign/Marking Technician	NE	C18	Annual	58,697.60	61,630.40	64,708.80	67,953.60	71,344.00	74,921.60	78,665.60	80,641.60	82,659.20
			Monthly	4,891.47	5,135.87	5,392.40	5,662.80	5,945.33	6,243.47	6,555.47	6,720.13	6,888.27
			Hourly	28.2200	29.6300	31.1100	32.6700	34.3000	36.0200	37.8200	38.7700	39.7400
Lead Vehicle/Equipment Technician	NE	C19	Annual	61,630.40	64,708.80	67,953.60	71,344.00	74,921.60	78,665.60	82,596.80	84,656.00	86,777.60
			Monthly	5,135.87	5,392.40	5,662.80	5,945.33	6,243.47	6,555.47	6,883.07	7,054.67	7,231.47
			Hourly	29.6300	31.1100	32.6700	34.3000	36.0200	37.8200	39.7100	40.7000	41.7200
Maintenance & Operations Division Manager	DMG	C31	Annual	110,676.80	116,209.60	122,012.80	128,107.20	134,513.60	141,232.00	148,304.00	152,006.40	155,812.80
			Monthly	9,223.07	9,684.13	10,167.73	10,675.60	11,209.47	11,769.33	12,358.67	12,667.20	12,984.40
			Hourly	53.2100	55.8700	58.6600	61.5900	64.6700	67.9000	71.3000	73.0800	74.9100
Maintenance Worker I	NE	C12	Annual	43,804.80	45,988.80	48,297.60	50,710.40	53,248.00	55,910.40	58,697.60	60,174.40	61,672.00
			Monthly	3,650.40	3,832.40	4,024.80	4,225.87	4,437.33	4,659.20	4,891.47	5,014.53	5,139.33
			Hourly	21.0600	22.1100	23.2200	24.3800	25.6000	26.8800	28.2200	28.9300	29.6500
Maintenance Worker II	NE	C15	Annual	50,710.40	53,248.00	55,910.40	58,697.60	61,630.40	64,708.80	67,953.60	69,659.20	71,406.40
			Monthly	4,225.87	4,437.33	4,659.20	4,891.47	5,135.87	5,392.40	5,662.80	5,804.93	5,950.53
			Hourly	24.3800	25.6000	26.8800	28.2200	29.6300	31.1100	32.6700	33.4900	34.3300
Maintenance Worker/Work Release Coordinator	NE	C16	Annual	53,248.00	55,910.40	58,697.60	61,630.40	64,708.80	67,953.60	71,344.00	73,132.80	74,963.20
			Monthly	4,437.33	4,659.20	4,891.47	5,135.87	5,392.40	5,662.80	5,945.33	6,094.40	6,246.93
			Hourly	25.6000	26.8800	28.2200	29.6300	31.1100	32.6700	34.3000	35.1600	36.0400
Management Aide	NE	C18	Annual	58,697.60	61,630.40	64,708.80	67,953.60	71,344.00	74,921.60	78,665.60	80,641.60	82,659.20
			Monthly	4,891.47	5,135.87	5,392.40	5,662.80	5,945.33	6,243.47	6,555.47	6,720.13	6,888.27
			Hourly	28.2200	29.6300	31.1100	32.6700	34.3000	36.0200	37.8200	38.7700	39.7400
Management Analyst	PAM	C24	Annual	78,665.60	82,596.80	86,736.00	91,083.20	95,638.40	100,422.40	105,435.20	108,076.80	110,780.80
			Monthly	6,555.47	6,883.07	7,228.00	7,590.27	7,969.87	8,368.53	8,786.27	9,006.40	9,231.73
			Hourly	37.8200	39.7100	41.7000	43.7900	45.9800	48.2800	50.6900	51.9600	53.2600
Management Assistant	PAM	C22	Annual	71,344.00	74,921.60	78,665.60	82,596.80	86,736.00	91,083.20	95,638.40	98,030.40	100,484.80
			Monthly	5,945.33	6,243.47	6,555.47	6,883.07	7,228.00	7,590.27	7,969.87	8,169.20	8,373.73
			Hourly	34.3000	36.0200	37.8200	39.7100	41.7000	43.7900	45.9800	47.1300	48.3100
Media & Communications Division Manager	DMG	C33	Annual	127,899.20	134,284.80	141,003.20	148,054.40	155,459.20	163,238.40	171,392.00	175,676.80	180,065.60
			Monthly	10,658.27	11,190.40	11,750.27	12,337.87	12,954.93	13,603.20	14,282.67	14,639.73	15,005.47
			Hourly	61.4900	64.5600	67.9000	71.1800	74.7400	78.4800	82.4000	84.4600	86.5700
Network Administrator	PAM	C31	Annual	110,676.80	116,209.60	122,012.80	128,107.20	134,513.60	141,232.00	148,304.00	152,006.40	155,812.80
			Monthly	9,223.07	9,684.13	10,167.73	10,675.60	11,209.47	11,769.33	12,358.67	12,667.20	12,984.40
			Hourly	53.2100	55.8700	58.6600	61.5900	64.6700	67.9000	71.3000	73.0800	74.9100

Attachment: CSD Resolution 2023-XX (6224 : FISCAL YEAR 2023/24 FIRST QUARTER OPERATING & CIP

**CITY OF MORENO VALLEY**

**SALARY SCALE - CAREER POSITIONS**  
EFFECTIVE 11/07/23

TITLE	GRP	GRADE										
			A	B	C	D	E	F	G	H	I	
			5.0%		5.0%	5.0%	5.0%	5.0%	5.0%	2.5%	2.5%	
Network & Systems Specialist	PAM	C24	Annual	78,665.60	82,596.80	86,736.00	91,083.20	95,638.40	100,422.40	105,435.20	108,076.80	110,780.80
			Monthly	6,555.47	6,883.07	7,228.00	7,590.27	7,969.87	8,368.53	8,786.27	9,006.40	9,231.73
			Hourly	37.8200	39.7100	41.7000	43.7900	45.9800	48.2800	50.6900	51.9600	53.2600
Paralegal	NE	C20	Annual	64,708.80	67,953.60	71,344.00	74,921.60	78,665.60	82,596.80	86,736.00	88,899.20	91,124.80
			Monthly	5,392.40	5,662.80	5,945.33	6,243.47	6,555.47	6,883.07	7,228.00	7,408.27	7,593.73
			Hourly	31.1100	32.6700	34.3000	36.0200	37.8200	39.7100	41.7000	42.7400	43.8100
Park Ranger	NE	C16	Annual	53,248.00	55,910.40	58,697.60	61,630.40	64,708.80	67,953.60	71,344.00	73,132.80	74,963.20
			Monthly	4,437.33	4,659.20	4,891.47	5,135.87	5,392.40	5,662.80	5,945.33	6,094.40	6,246.93
			Hourly	25.6000	26.8800	28.2200	29.6300	31.1100	32.6700	34.3000	35.1600	36.0400
Parking Control Officer	NE	C12	Annual	43,804.80	45,988.80	48,297.60	50,710.40	53,248.00	55,910.40	58,697.60	60,174.40	61,672.00
			Monthly	3,650.40	3,832.40	4,024.80	4,225.87	4,437.33	4,659.20	4,891.47	5,014.53	5,139.33
			Hourly	21.0600	22.1100	23.2200	24.3800	25.6000	26.8800	28.2200	28.9300	29.6500
Parks & Community Services Administration & Financial Services Division Manager	DMG	C30	Annual	105,414.40	110,676.80	116,209.60	122,012.80	128,107.20	134,513.60	141,232.00	144,768.00	148,387.20
			Monthly	8,784.53	9,223.07	9,684.13	10,167.73	10,675.60	11,209.47	11,769.33	12,064.00	12,365.60
			Hourly	50.6800	53.2100	55.8700	58.6600	61.5900	64.6700	67.9000	69.6000	71.3400
Parks & Landscape Services Division Manager	DMG	C31	Annual	110,676.80	116,209.60	122,012.80	128,107.20	134,513.60	141,232.00	148,304.00	152,006.40	155,812.80
			Monthly	9,223.07	9,684.13	10,167.73	10,675.60	11,209.47	11,769.33	12,358.67	12,667.20	12,984.40
			Hourly	53.2100	55.8700	58.6600	61.5900	64.6700	67.9000	71.3000	73.0800	74.9100
Parks Maintenance Supervisor	PAM	C25	Annual	82,596.80	86,736.00	91,083.20	95,638.40	100,422.40	105,435.20	110,697.60	113,464.00	116,292.80
			Monthly	6,883.07	7,228.00	7,590.27	7,969.87	8,368.53	8,786.27	9,224.80	9,455.33	9,691.07
			Hourly	39.7100	41.7000	43.7900	45.9800	48.2800	50.6900	53.2200	54.5500	55.9100
Parks Maintenance Worker	NE	C12	Annual	43,804.80	45,988.80	48,297.60	50,710.40	53,248.00	55,910.40	58,697.60	60,174.40	61,672.00
			Monthly	3,650.40	3,832.40	4,024.80	4,225.87	4,437.33	4,659.20	4,891.47	5,014.53	5,139.33
			Hourly	21.0600	22.1100	23.2200	24.3800	25.6000	26.8800	28.2200	28.9300	29.6500
Parks Project Manager	PAM	C25	Annual	82,596.80	86,736.00	91,083.20	95,638.40	100,422.40	105,435.20	110,697.60	113,464.00	116,292.80
			Monthly	6,883.07	7,228.00	7,590.27	7,969.87	8,368.53	8,786.27	9,224.80	9,455.33	9,691.07
			Hourly	39.7100	41.7000	43.7900	45.9800	48.2800	50.6900	53.2200	54.5500	55.9100
Payroll Supervisor	PAM	C26	Annual	86,715.20	91,041.60	95,596.80	100,380.80	105,393.60	110,656.00	116,188.80	119,100.80	122,075.20
			Monthly	7,226.27	7,586.80	7,966.40	8,365.07	8,782.80	9,221.33	9,682.40	9,925.07	10,172.93
			Hourly	41.6900	43.7700	45.9600	48.2600	50.6700	53.2000	55.8600	57.2600	58.6900
Permit Technician	NE	C18	Annual	58,697.60	61,630.40	64,708.80	67,953.60	71,344.00	74,921.60	78,665.60	80,641.60	82,659.20
			Monthly	4,891.47	5,135.87	5,392.40	5,662.80	5,945.33	6,243.47	6,555.47	6,720.13	6,888.27
			Hourly	28.2200	29.6300	31.1100	32.6700	34.3000	36.0200	37.8200	38.7700	39.7400
Planning Division Manager/Official	DMG	C34	Annual	137,488.00	144,372.80	151,590.40	159,161.60	167,128.00	175,489.60	184,267.20	188,864.00	193,585.60
			Monthly	11,457.33	12,031.07	12,632.53	13,263.47	13,927.33	14,624.13	15,355.60	15,738.67	16,132.13
			Hourly	66.1000	69.4100	72.8800	76.5200	80.3500	84.3700	88.5900	90.8000	93.0700
Power Supply Manager	PAM	C29	Annual	100,380.80	105,393.60	110,656.00	116,188.80	121,992.00	128,086.40	134,492.80	137,862.40	141,315.20
			Monthly	8,365.07	8,782.80	9,221.33	9,682.40	10,166.00	10,673.87	11,207.73	11,488.53	11,776.27
			Hourly	48.2600	50.6700	53.2000	55.8600	58.6500	61.5800	64.6600	66.2800	67.9400

Attachment: CSD Resolution 2023-XX (6224 : FISCAL YEAR 2023/24 FIRST QUARTER OPERATING & CIP

**CITY OF MORENO VALLEY**

**SALARY SCALE - CAREER POSITIONS**  
EFFECTIVE 11/07/23

TITLE	GRP	GRADE										
			A	B	C	D	E	F	G	H	I	
			5.0%		5.0%	5.0%	5.0%	5.0%	5.0%	2.5%	2.5%	
Principal Accountant	PAM	C28	Annual	95,617.60	100,401.60	105,414.40	110,676.80	116,209.60	122,012.80	128,107.20	131,310.40	134,596.80
			Monthly	7,968.13	8,366.80	8,784.53	9,223.07	9,684.13	10,167.73	10,675.60	10,942.53	11,216.40
			Hourly	45.9700	48.2700	50.6800	53.2100	55.8700	58.6600	61.5900	63.1300	64.7100
Principal Engineer	DMG	C33	Annual	127,899.20	134,284.80	141,003.20	148,054.40	155,459.20	163,238.40	171,392.00	175,676.80	180,065.60
			Monthly	10,658.27	11,190.40	11,750.27	12,337.87	12,954.93	13,603.20	14,282.67	14,639.73	15,005.47
			Hourly	61.4900	64.5600	67.7900	71.1800	74.7400	78.4800	82.4000	84.4600	86.5700
Principal Engineer/City Traffic Engineer	DMG	C33	Annual	127,899.20	134,284.80	141,003.20	148,054.40	155,459.20	163,238.40	171,392.00	175,676.80	180,065.60
			Monthly	10,658.27	11,190.40	11,750.27	12,337.87	12,954.93	13,603.20	14,282.67	14,639.73	15,005.47
			Hourly	61.4900	64.5600	67.7900	71.1800	74.7400	78.4800	82.4000	84.4600	86.5700
Principal Planner	PAM	C33	Annual	127,899.20	134,284.80	141,003.20	148,054.40	155,459.20	163,238.40	171,392.00	175,676.80	180,065.60
			Monthly	10,658.27	11,190.40	11,750.27	12,337.87	12,954.93	13,603.20	14,282.67	14,639.73	15,005.47
			Hourly	61.4900	64.5600	67.7900	71.1800	74.7400	78.4800	82.4000	84.4600	86.5700
Program Analyst	PAM	C24	Annual	78,665.60	82,596.80	86,736.00	91,083.20	95,638.40	100,422.40	105,435.20	108,076.80	110,780.80
			Monthly	6,555.47	6,883.07	7,228.00	7,590.27	7,969.87	8,368.53	8,786.27	9,006.40	9,231.73
			Hourly	37.8200	39.7100	41.7000	43.7900	45.9800	48.2800	50.6900	51.9600	53.2600
Public Information/Intergovernmental Relations Officer	PAM	C28	Annual	95,617.60	100,401.60	105,414.40	110,676.80	116,209.60	122,012.80	128,107.20	131,310.40	134,596.80
			Monthly	7,968.13	8,366.80	8,784.53	9,223.07	9,684.13	10,167.73	10,675.60	10,942.53	11,216.40
			Hourly	45.9700	48.2700	50.6800	53.2100	55.8700	58.6600	61.5900	63.1300	64.7100
Public Safety Contracts Administrator	DMG	C30	Annual	105,414.40	110,676.80	116,209.60	122,012.80	128,107.20	134,513.60	141,232.00	144,768.00	148,387.20
			Monthly	8,784.53	9,223.07	9,684.13	10,167.73	10,675.60	11,209.47	11,769.33	12,064.00	12,365.60
			Hourly	50.6800	53.2100	55.8700	58.6600	61.5900	64.6700	69.9000	69.6000	71.3400
Purchasing Division Manager	DMG	C32	Annual	118,976.00	124,924.80	131,164.80	137,716.80	144,601.60	151,840.00	159,432.00	163,425.60	167,502.40
			Monthly	9,914.67	10,410.40	10,930.40	11,476.40	12,050.13	12,653.33	13,286.00	13,618.80	13,958.53
			Hourly	57.2000	60.0600	63.0600	66.2100	69.5200	73.0000	76.6500	78.5700	80.5300
Recycling Specialist	NE	C16	Annual	53,248.00	55,910.40	58,697.60	61,630.40	64,708.80	67,953.60	71,344.00	73,132.80	74,963.20
			Monthly	4,437.33	4,659.20	4,891.47	5,135.87	5,392.40	5,662.80	5,945.33	6,094.40	6,246.93
			Hourly	25.6000	26.8800	28.2200	29.6300	31.1100	32.6700	34.3000	35.1600	36.0400
Registered Veterinary Technician	NE	C16	Annual	53,248.00	55,910.40	58,697.60	61,630.40	64,708.80	67,953.60	71,344.00	73,132.80	74,963.20
			Monthly	4,437.33	4,659.20	4,891.47	5,135.87	5,392.40	5,662.80	5,945.33	6,094.40	6,246.93
			Hourly	25.6000	26.8800	28.2200	29.6300	31.1100	32.6700	34.3000	35.1600	36.0400
Security Guard	NE	C08	Annual	36,046.40	37,856.00	39,748.80	41,745.60	43,825.60	46,009.60	48,318.40	49,524.80	50,772.80
			Monthly	3,003.87	3,154.67	3,312.40	3,478.80	3,652.13	3,834.13	4,026.53	4,127.07	4,231.07
			Hourly	17.3300	18.2000	19.1100	20.0700	21.0700	22.1200	23.2300	23.8100	24.4100
Senior Accountant	PAM	C25	Annual	82,596.80	86,736.00	91,083.20	95,638.40	100,422.40	105,435.20	110,697.60	113,464.00	116,292.80
			Monthly	6,883.07	7,228.00	7,590.27	7,969.87	8,368.53	8,786.27	9,224.80	9,455.33	9,691.07
			Hourly	39.7100	41.7000	43.7900	45.9800	48.2800	50.6900	53.2200	54.5500	55.9100
Senior Administrative Assistant	NE	C17	Annual	55,910.40	58,697.60	61,630.40	64,708.80	67,953.60	71,344.00	74,921.60	76,793.60	78,707.20
			Monthly	4,659.20	4,891.47	5,135.87	5,392.40	5,662.80	5,945.33	6,243.47	6,399.47	6,558.93
			Hourly	26.8800	28.2200	29.6300	31.1100	32.6700	34.3000	36.0200	36.9200	37.8400

Attachment: CSD Resolution 2023-XX (6224 : FISCAL YEAR 2023/24 FIRST QUARTER OPERATING & CIP

**CITY OF MORENO VALLEY**

**SALARY SCALE - CAREER POSITIONS**  
EFFECTIVE 11/07/23

TITLE	GRP	GRADE										
			A	B	C	D	E	F	G	H	I	
			5.0%		5.0%	5.0%	5.0%	5.0%	5.0%	2.5%	2.5%	
Senior Applications Analyst	PAM	C27	Annual	91,062.40	95,617.60	100,401.60	105,414.40	110,676.80	116,209.60	122,012.80	125,070.40	128,190.40
			Monthly	7,588.53	7,968.13	8,366.80	8,784.53	9,223.07	9,684.13	10,167.73	10,422.53	10,682.53
			Hourly	43.7800	45.9700	48.2700	50.6800	53.2100	55.8700	58.6600	60.1300	61.6300
Senior Building Inspector	PAM	C25	Annual	82,596.80	86,736.00	91,083.20	95,638.40	100,422.40	105,435.20	110,697.60	113,464.00	116,292.80
			Monthly	6,883.07	7,228.00	7,590.27	7,969.87	8,368.53	8,786.27	9,224.80	9,455.33	9,691.07
			Hourly	39.7100	41.7000	43.7900	45.9800	48.2800	50.6900	53.2200	54.5500	55.9100
Senior Community Enhancement Officer	PAM	C22	Annual	71,344.00	74,921.60	78,665.60	82,596.80	86,736.00	91,083.20	95,638.40	98,030.40	100,484.80
			Monthly	5,945.33	6,243.47	6,555.47	6,883.07	7,228.00	7,590.27	7,969.87	8,169.20	8,373.73
			Hourly	34.3000	36.0200	37.8200	39.7100	41.7000	43.7900	45.9800	47.1300	48.3100
Senior Construction Inspector	PAM	C23	Annual	74,921.60	78,665.60	82,596.80	86,736.00	91,083.20	95,638.40	100,422.40	102,939.20	105,518.40
			Monthly	6,243.47	6,555.47	6,883.07	7,228.00	7,590.27	7,969.87	8,368.53	8,578.27	8,793.20
			Hourly	36.0200	37.8200	39.7100	41.7000	43.7900	45.9800	48.2800	49.4900	50.7300
Senior Deputy City Clerk	DMG	C30	Annual	105,414.40	110,676.80	116,209.60	122,012.80	128,107.20	134,513.60	141,232.00	144,768.00	148,387.20
			Monthly	8,784.53	9,223.07	9,684.13	10,167.73	10,675.60	11,209.47	11,769.33	12,064.00	12,365.60
			Hourly	50.6800	53.2100	55.8700	58.6600	61.5900	64.6700	67.9000	69.6000	71.3400
Senior Electrical Engineer	PAM	C31	Annual	110,676.80	116,209.60	122,012.80	128,107.20	134,513.60	141,232.00	148,304.00	152,006.40	155,812.80
			Monthly	9,223.07	9,684.13	10,167.73	10,675.60	11,209.47	11,769.33	12,358.67	12,667.20	12,984.40
			Hourly	53.2100	55.8700	58.6600	61.5900	64.6700	67.9000	71.3000	73.0800	74.9100
Senior Engineer, P.E.	PAM	C31	Annual	110,676.80	116,209.60	122,012.80	128,107.20	134,513.60	141,232.00	148,304.00	152,006.40	155,812.80
			Monthly	9,223.07	9,684.13	10,167.73	10,675.60	11,209.47	11,769.33	12,358.67	12,667.20	12,984.40
			Hourly	53.2100	55.8700	58.6600	61.5900	64.6700	67.9000	71.3000	73.0800	74.9100
Senior Equipment Operator	NE	C18	Annual	58,697.60	61,630.40	64,708.80	67,953.60	71,344.00	74,921.60	78,665.60	80,641.60	82,659.20
			Monthly	4,891.47	5,135.87	5,392.40	5,662.80	5,945.33	6,243.47	6,555.47	6,720.13	6,888.27
			Hourly	28.2200	29.6300	31.1100	32.6700	34.3000	36.0200	37.8200	38.7700	39.7400
Senior Graphics Designer	NE	C19	Annual	61,630.40	64,708.80	67,953.60	71,344.00	74,921.60	78,665.60	82,596.80	84,656.00	86,777.60
			Monthly	5,135.87	5,392.40	5,662.80	5,945.33	6,243.47	6,555.47	6,883.07	7,054.67	7,231.47
			Hourly	29.6300	31.1100	32.6700	34.3000	36.0200	37.8200	39.7100	40.7000	41.7200
Senior Human Resources Analyst	PAM	C27	Annual	91,062.40	95,617.60	100,401.60	105,414.40	110,676.80	116,209.60	122,012.80	125,070.40	128,190.40
			Monthly	7,588.53	7,968.13	8,366.80	8,784.53	9,223.07	9,684.13	10,167.73	10,422.53	10,682.53
			Hourly	43.7800	45.9700	48.2700	50.6800	53.2100	55.8700	58.6600	60.1300	61.6300
Senior Landscape Services Inspector	PAM	C20	Annual	64,708.80	67,953.60	71,344.00	74,921.60	78,665.60	82,596.80	86,736.00	88,899.20	91,124.80
			Monthly	5,392.40	5,662.80	5,945.33	6,243.47	6,555.47	6,883.07	7,228.00	7,408.27	7,593.73
			Hourly	31.1100	32.6700	34.3000	36.0200	37.8200	39.7100	41.7000	42.7400	43.8100
Senior Management Analyst	PAM	C27	Annual	91,062.40	95,617.60	100,401.60	105,414.40	110,676.80	116,209.60	122,012.80	125,070.40	128,190.40
			Monthly	7,588.53	7,968.13	8,366.80	8,784.53	9,223.07	9,684.13	10,167.73	10,422.53	10,682.53
			Hourly	43.7800	45.9700	48.2700	50.6800	53.2100	55.8700	58.6600	60.1300	61.6300
Senior Office Assistant	NE	C13	Annual	45,988.80	48,297.60	50,710.40	53,248.00	55,910.40	58,697.60	61,630.40	63,169.60	64,750.40
			Monthly	3,832.40	4,024.80	4,225.87	4,437.33	4,659.20	4,891.47	5,135.87	5,264.13	5,395.87
			Hourly	22.1100	23.2200	24.3800	25.6000	26.8800	28.2200	29.6300	30.3700	31.1300

Attachment: CSD Resolution 2023-XX (6224 : FISCAL YEAR 2023/24 FIRST QUARTER OPERATING & CIP



**CITY OF MORENO VALLEY**

**SALARY SCALE - CAREER POSITIONS**  
EFFECTIVE 11/07/23

TITLE	GRP	GRADE																
			A	B	C	D	E	F	G	H	I							
			5.0%		5.0%		5.0%		5.0%		5.0%		2.5%		2.5%			
Senior Parking Control Officer	NE	C14	Annual	48,297.60	50,710.40	53,248.00	55,910.40	58,697.60	61,630.40	64,708.80	66,331.20	67,995.20						
			Monthly	4,024.80	4,225.87	4,437.33	4,659.20	4,891.47	5,135.87	5,392.40	5,527.60	5,666.27						
			Hourly	23.2200	24.3800	25.6000	26.8800	28.2200	29.6300	31.1100	31.8900	32.6900						
Senior Parks Maintenance Technician	NE	C19	Annual	61,630.40	64,708.80	67,953.60	71,344.00	74,921.60	78,665.60	82,596.80	84,656.00	86,777.60						
			Monthly	5,135.87	5,392.40	5,662.80	5,945.33	6,243.47	6,555.47	6,883.07	7,054.67	7,231.47						
			Hourly	29.6300	31.1100	32.6700	34.3000	36.0200	37.8200	39.7100	40.7000	41.7200						
Senior Payroll Technician	NE	C18	Annual	58,697.60	61,630.40	64,708.80	67,953.60	71,344.00	74,921.60	78,665.60	80,641.60	82,659.20						
			Monthly	4,891.47	5,135.87	5,392.40	5,662.80	5,945.33	6,243.47	6,555.47	6,720.13	6,888.27						
			Hourly	28.2200	29.6300	31.1100	32.6700	34.3000	36.0200	37.8200	38.7700	39.7400						
Senior Permit Technician	NE	C20	Annual	64,708.80	67,953.60	71,344.00	74,921.60	78,665.60	82,596.80	86,736.00	88,899.20	91,124.80						
			Monthly	5,392.40	5,662.80	5,945.33	6,243.47	6,555.47	6,883.07	7,228.00	7,408.27	7,593.73						
			Hourly	31.1100	32.6700	34.3000	36.0200	37.8200	39.7100	41.7000	42.7400	43.8100						
Senior Planner	PAM	C27	Annual	91,062.40	95,617.60	100,401.60	105,414.40	110,676.80	116,209.60	122,012.80	125,070.40	128,190.40						
			Monthly	7,588.53	7,968.13	8,366.80	8,784.53	9,223.07	9,684.13	10,167.73	10,422.53	10,682.53						
			Hourly	43.7800	45.9700	48.2700	50.6800	53.2100	55.8700	58.6600	60.1300	61.6300						
Senior Risk Analyst	PAM	C27	Annual	91,062.40	95,617.60	100,401.60	105,414.40	110,676.80	116,209.60	122,012.80	125,070.40	128,190.40						
			Monthly	7,588.53	7,968.13	8,366.80	8,784.53	9,223.07	9,684.13	10,167.73	10,422.53	10,682.53						
			Hourly	43.7800	45.9700	48.2700	50.6800	53.2100	55.8700	58.6600	60.1300	61.6300						
Senior Telecommunications Technician	NE	C22	Annual	71,344.00	74,921.60	78,665.60	82,596.80	86,736.00	91,083.20	95,638.40	98,030.40	100,484.80						
			Monthly	5,945.33	6,243.47	6,555.47	6,883.07	7,228.00	7,590.27	7,969.87	8,169.20	8,373.73						
			Hourly	34.3000	36.0200	37.8200	39.7100	41.7000	43.7900	45.9800	47.1300	48.3100						
Senior Traffic Signal Technician	PAM	C23	Annual	74,921.60	78,665.60	82,596.80	86,736.00	91,083.20	95,638.40	100,422.40	102,939.20	105,518.40						
			Monthly	6,243.47	6,555.47	6,883.07	7,228.00	7,590.27	7,969.87	8,368.53	8,578.27	8,793.20						
			Hourly	36.0200	37.8200	39.7100	41.7000	43.7900	45.9800	48.2800	49.4900	50.7300						
Special Districts Division Manager	DMG	C34	Annual	137,488.00	144,372.80	151,590.40	159,161.60	167,128.00	175,489.60	184,267.20	188,864.00	193,585.60						
			Monthly	11,457.33	12,031.07	12,632.53	13,263.47	13,927.33	14,624.13	15,355.60	15,738.67	16,132.13						
			Hourly	66.1000	69.4100	72.8800	76.5200	80.3500	84.3700	88.5900	90.8000	93.0700						
Special Events & Facilities Division Manager	DMG	C30	Annual	105,414.40	110,676.80	116,209.60	122,012.80	128,107.20	134,513.60	141,232.00	144,768.00	148,387.20						
			Monthly	8,784.53	9,223.07	9,684.13	10,167.73	10,675.60	11,209.47	11,769.33	12,064.00	12,365.60						
			Hourly	50.6800	53.2100	55.8700	58.6600	61.5900	64.6700	67.9000	69.6000	71.3400						
Storekeeper	NE	C14	Annual	48,297.60	50,710.40	53,248.00	55,910.40	58,697.60	61,630.40	64,708.80	66,331.20	67,995.20						
			Monthly	4,024.80	4,225.87	4,437.33	4,659.20	4,891.47	5,135.87	5,392.40	5,527.60	5,666.27						
			Hourly	23.2200	24.3800	25.6000	26.8800	28.2200	29.6300	31.1100	31.8900	32.6900						
Strategic Initiatives Manager	DMG	C34	Annual	137,488.00	144,372.80	151,590.40	159,161.60	167,128.00	175,489.60	184,267.20	188,864.00	193,585.60						
			Monthly	11,457.33	12,031.07	12,632.53	13,263.47	13,927.33	14,624.13	15,355.60	15,738.67	16,132.13						
			Hourly	66.1000	69.4100	72.8800	76.5200	80.3500	84.3700	88.5900	90.8000	93.0700						
Street Maintenance Supervisor	PAM	C25	Annual	82,596.80	86,736.00	91,083.20	95,638.40	100,422.40	105,435.20	110,697.60	113,464.00	116,292.80						
			Monthly	6,883.07	7,228.00	7,590.27	7,969.87	8,368.53	8,786.27	9,224.80	9,455.33	9,691.07						
			Hourly	39.7100	41.7000	43.7900	45.9800	48.2800	50.6900	53.2200	54.5500	55.9100						

Attachment: CSD Resolution 2023-XX (6224 : FISCAL YEAR 2023/24 FIRST QUARTER OPERATING & CIP

**CITY OF MORENO VALLEY**

**SALARY SCALE - CAREER POSITIONS**  
EFFECTIVE 11/07/23

TITLE	GRP	GRADE		SALARY SCALE								
				A	B	C	D	E	F	G	H	I
				5.0%	5.0%	5.0%	5.0%	5.0%	5.0%	2.5%	2.5%	
Telecommunications Engineer/Administrator	PAM	C29	Annual	100,380.80	105,393.60	110,656.00	116,188.80	121,992.00	128,086.40	134,492.80	137,862.40	141,315.20
			Monthly	8,365.07	8,782.80	9,221.33	9,682.40	10,166.00	10,673.87	11,207.73	11,488.53	11,776.27
			Hourly	48.2600	50.6700	53.2000	55.8600	58.6500	61.5800	64.6600	66.2800	67.9400
Telecommunications Technician	NE	C20	Annual	64,708.80	67,953.60	71,344.00	74,921.60	78,665.60	82,596.80	86,736.00	88,899.20	91,124.80
			Monthly	5,392.40	5,662.80	5,945.33	6,243.47	6,555.47	6,883.07	7,228.00	7,408.27	7,593.73
			Hourly	31.1100	32.6700	34.3000	36.0200	37.8200	39.7100	41.7000	42.7400	43.8100
Traffic Operations Supervisor	PAM	C26	Annual	86,715.20	91,041.60	95,596.80	100,380.80	105,393.60	110,656.00	116,188.80	119,100.80	122,075.20
			Monthly	7,226.27	7,586.80	7,966.40	8,365.07	8,782.80	9,221.33	9,682.40	9,925.07	10,172.93
			Hourly	41.6900	43.7700	45.9600	48.2600	50.6700	53.2000	55.8600	57.2600	58.6900
Traffic Signal Technician	NE	C22	Annual	71,344.00	74,921.60	78,665.60	82,596.80	86,736.00	91,083.20	95,638.40	98,030.40	100,484.80
			Monthly	5,945.33	6,243.47	6,555.47	6,883.07	7,228.00	7,590.27	7,969.87	8,169.20	8,373.73
			Hourly	34.3000	36.0200	37.8200	39.7100	41.7000	43.7900	45.9800	47.1300	48.3100
Traffic Sign/Marking Technician I	NE	C13	Annual	45,988.80	48,297.60	50,710.40	53,248.00	55,910.40	58,697.60	61,630.40	63,169.60	64,750.40
			Monthly	3,832.40	4,024.80	4,225.87	4,437.33	4,659.20	4,891.47	5,135.87	5,264.13	5,395.87
			Hourly	22.1100	23.2200	24.3800	25.6000	26.8800	28.2200	29.6300	30.3700	31.1300
Traffic Sign/Marking Technician II	NE	C15	Annual	50,710.40	53,248.00	55,910.40	58,697.60	61,630.40	64,708.80	67,953.60	69,659.20	71,406.40
			Monthly	4,225.87	4,437.33	4,659.20	4,891.47	5,135.87	5,392.40	5,662.80	5,804.93	5,950.53
			Hourly	24.3800	25.6000	26.8800	28.2200	29.6300	31.1100	32.6700	33.4900	34.3300
Utility Finance Manager	PAM	C28	Annual	95,617.60	100,401.60	105,414.40	110,676.80	116,209.60	122,012.80	128,107.20	131,310.40	134,596.80
			Monthly	7,968.13	8,366.80	8,784.53	9,223.07	9,684.13	10,167.73	10,675.60	10,942.53	11,216.40
			Hourly	45.9700	48.2700	50.6800	53.2100	55.8700	58.6600	61.5900	63.1300	64.7100
Vehicle/Equipment Technician	NE	C17	Annual	55,910.40	58,697.60	61,630.40	64,708.80	67,953.60	71,344.00	74,921.60	76,793.60	78,707.20
			Monthly	4,659.20	4,891.47	5,135.87	5,392.40	5,662.80	5,945.33	6,243.47	6,399.47	6,558.93
			Hourly	26.8800	28.2200	29.6300	31.1100	32.6700	34.3000	36.0200	36.9200	37.8400

Attachment: CSD Resolution 2023-XX (6224 : FISCAL YEAR 2023/24 FIRST QUARTER OPERATING & CIP

**CITY OF MORENO VALLEY**

**SALARY SCALE - CAREER POSITIONS**  
EFFECTIVE 07/06/2024

TITLE	GRP	GRADE		SALARY RANGES								
				A	B	C	D	E	F	G	H	I
				5.0%		5.0%	5.0%	5.0%	5.0%	5.0%	2.5%	2.5%
Accountant I	NE	C22	Annual	75,628.80	79,414.40	83,387.20	87,547.20	91,915.20	96,512.00	101,337.60	103,875.20	106,475.20
			Monthly	6,302.40	6,617.87	6,948.93	7,295.60	7,659.60	8,042.67	8,444.80	8,656.27	8,872.93
			Hourly	36.3600	38.1800	40.0900	42.0900	44.1900	46.4000	48.7200	49.9400	51.1900
Accountant II	PAM	C24	Annual	83,387.20	87,547.20	91,915.20	96,512.00	101,337.60	106,412.80	111,737.60	114,524.80	117,395.20
			Monthly	6,948.93	7,295.60	7,659.60	8,042.67	8,444.80	8,867.73	9,311.47	9,543.73	9,782.93
			Hourly	40.0900	42.0900	44.1900	46.4000	48.7200	51.1600	53.7200	55.0600	56.4400
Accounting Assistant	NE	C14	Annual	51,209.60	53,768.00	56,451.20	59,280.00	62,254.40	65,374.40	68,640.00	70,366.40	72,134.40
			Monthly	4,267.47	4,480.67	4,704.27	4,940.00	5,187.87	5,447.87	5,720.00	5,863.87	6,011.20
			Hourly	24.6200	25.8500	27.1400	28.5000	29.9300	31.4300	33.0000	33.8300	34.6800
Accounting Technician	NE	C17	Annual	59,280.00	62,254.40	65,374.40	68,640.00	72,072.00	75,670.40	79,456.00	81,452.80	83,491.20
			Monthly	4,940.00	5,187.87	5,447.87	5,720.00	6,006.00	6,305.87	6,621.33	6,787.73	6,957.60
			Hourly	28.5000	29.9300	31.4300	33.0000	34.6500	36.3800	38.2000	39.1600	40.1400
Accounts Payable Supervisor	NE	C22	Annual	75,628.80	79,414.40	83,387.20	87,547.20	91,915.20	96,512.00	101,337.60	103,875.20	106,475.20
			Monthly	6,302.40	6,617.87	6,948.93	7,295.60	7,659.60	8,042.67	8,444.80	8,656.27	8,872.93
			Hourly	36.3600	38.1800	40.0900	42.0900	44.1900	46.4000	48.7200	49.9400	51.1900
Administrative Assistant	NE	C16	Annual	56,451.20	59,280.00	62,254.40	65,374.40	68,640.00	72,072.00	75,670.40	77,563.20	79,497.60
			Monthly	4,704.27	4,940.00	5,187.87	5,447.87	5,720.00	6,006.00	6,305.87	6,463.60	6,624.80
			Hourly	27.1400	28.5000	29.9300	31.4300	33.0000	34.6500	36.3800	37.2900	38.2200
Animal Care Technician	NE	C11	Annual	44,241.60	46,446.40	48,776.00	51,209.60	53,768.00	56,451.20	59,280.00	60,756.80	62,275.20
			Monthly	3,686.80	3,870.53	4,064.67	4,267.47	4,480.67	4,704.27	4,940.00	5,063.07	5,189.60
			Hourly	21.2700	22.3300	23.4500	24.6200	25.8500	27.1400	28.5000	29.2100	29.9400
Animal Care Technician Supervisor	PAM	C21	Annual	72,051.20	75,649.60	79,435.20	83,408.00	87,588.80	91,977.60	96,574.40	98,987.20	101,462.40
			Monthly	6,004.27	6,304.13	6,619.60	6,950.67	7,299.07	7,664.80	8,047.87	8,248.93	8,455.20
			Hourly	34.6400	36.3700	38.1900	40.1000	42.1100	44.2200	46.4300	47.5900	48.7800
Animal Control Officer	NE	C15	Annual	53,768.00	56,451.20	59,280.00	62,254.40	65,374.40	68,640.00	72,072.00	73,881.60	75,732.80
			Monthly	4,480.67	4,704.27	4,940.00	5,187.87	5,447.87	5,720.00	6,006.00	6,156.80	6,311.07
			Hourly	25.8500	27.1400	28.5000	29.9300	31.4300	33.0000	34.6500	35.5200	36.4100
Animal Rescue Coordinator	NE	C11	Annual	44,241.60	46,446.40	48,776.00	51,209.60	53,768.00	56,451.20	59,280.00	60,756.80	62,275.20
			Monthly	3,686.80	3,870.53	4,064.67	4,267.47	4,480.67	4,704.27	4,940.00	5,063.07	5,189.60
			Hourly	21.2700	22.3300	23.4500	24.6200	25.8500	27.1400	28.5000	29.2100	29.9400
Animal Services Assistant	NE	C10	Annual	42,120.00	44,220.80	46,425.60	48,755.20	51,188.80	53,747.20	56,430.40	57,844.80	59,300.80
			Monthly	3,510.00	3,685.07	3,868.80	4,062.93	4,265.73	4,478.93	4,702.53	4,820.40	4,941.73
			Hourly	20.2500	21.2600	22.3200	23.4400	24.6100	25.8400	27.1300	27.8100	28.5100
Animal Services Dispatcher	NE	C10	Annual	42,120.00	44,220.80	46,425.60	48,755.20	51,188.80	53,747.20	56,430.40	57,844.80	59,300.80
			Monthly	3,510.00	3,685.07	3,868.80	4,062.93	4,265.73	4,478.93	4,702.53	4,820.40	4,941.73
			Hourly	20.2500	21.2600	22.3200	23.4400	24.6100	25.8400	27.1300	27.8100	28.5100
Animal Services Division Manager	DMG	C30	Annual	111,758.40	117,353.60	123,219.20	129,376.00	135,844.80	142,646.40	149,780.80	153,524.80	157,372.80
			Monthly	9,313.20	9,779.47	10,268.27	10,781.33	11,320.40	11,887.20	12,481.73	12,793.73	13,114.40
			Hourly	53.7300	56.4200	59.2400	62.2000	65.3100	68.5800	72.0100	73.8100	75.6600

Attachment: CSD Resolution 2023-XX (6224 : FISCAL YEAR 2023/24 FIRST QUARTER OPERATING & CIP

**CITY OF MORENO VALLEY**

**SALARY SCALE - CAREER POSITIONS**  
EFFECTIVE 07/06/2024

TITLE	GRP	GRADE										
			A	B	C	D	E	F	G	H	I	
			5.0%		5.0%	5.0%	5.0%	5.0%	5.0%	5.0%	2.5%	2.5%
Animal Services Field Supervisor	PAM	C22	Annual	75,628.80	79,414.40	83,387.20	87,547.20	91,915.20	96,512.00	101,337.60	103,875.20	106,475.20
			Monthly	6,302.40	6,617.87	6,948.93	7,295.60	7,659.60	8,042.67	8,444.80	8,656.27	8,872.93
			Hourly	36.3600	38.1800	40.0900	42.0900	44.1900	46.4000	48.7200	49.9400	51.1900
Animal Services License Inspector	NE	C11	Annual	44,241.60	46,446.40	48,776.00	51,209.60	53,768.00	56,451.20	59,280.00	60,756.80	62,275.20
			Monthly	3,686.80	3,870.53	4,064.67	4,267.47	4,480.67	4,704.27	4,940.00	5,063.07	5,189.60
			Hourly	21.2700	22.3300	23.4500	24.6200	25.8500	27.1400	28.5000	29.2100	29.9400
Animal Services Office Supervisor	PAM	C21	Annual	72,051.20	75,649.60	79,435.20	83,408.00	87,588.80	91,977.60	96,574.40	98,987.20	101,462.40
			Monthly	6,004.27	6,304.13	6,619.60	6,950.67	7,299.07	7,664.80	8,047.87	8,248.93	8,455.20
			Hourly	34.6400	36.3700	38.1900	40.1000	42.1100	44.2200	46.4300	47.5900	48.7800
Applications & Database Administrator	PAM	C29	Annual	106,412.80	111,737.60	117,332.80	123,198.40	129,355.20	135,824.00	142,625.60	146,182.40	149,843.20
			Monthly	8,867.73	9,311.47	9,777.73	10,266.53	10,779.60	11,318.67	11,885.47	12,181.87	12,486.93
			Hourly	51.1600	53.7200	56.4100	59.2300	62.1900	65.3000	68.5700	70.2800	72.0400
Applications Analyst	PAM	C25	Annual	87,568.00	91,956.80	96,553.60	101,379.20	106,454.40	111,779.20	117,374.40	120,307.20	123,323.20
			Monthly	7,297.33	7,663.07	8,046.13	8,448.27	8,871.20	9,314.93	9,781.20	10,025.60	10,276.93
			Hourly	42.1000	44.2100	46.4200	48.7400	51.1800	53.7400	56.4300	57.8400	59.2900
Assistant to the City Manager	PAM	C24	Annual	83,387.20	87,547.20	91,915.20	96,512.00	101,337.60	106,412.80	111,737.60	114,524.80	117,395.20
			Monthly	6,948.93	7,295.60	7,659.60	8,042.67	8,444.80	8,867.73	9,311.47	9,543.73	9,782.93
			Hourly	40.0900	42.0900	44.1900	46.4000	48.7200	51.1600	53.7200	55.0600	56.4400
Assistant Crossing Guard Supervisor	NE	C05	Annual	38,209.60	38,209.60	40,123.20	42,120.00	42,120.00	44,220.80	44,220.80	46,425.60	46,425.60
			Monthly	3,184.13	3,184.13	3,343.60	3,510.00	3,510.00	3,685.07	3,685.07	3,868.80	3,868.80
			Hourly	18.3700	19.2900	19.2900	20.2500	20.2500	21.2600	21.2600	22.3200	22.3200
Assistant Engineer	PAM	C25	Annual	87,568.00	91,956.80	96,553.60	101,379.20	106,454.40	111,779.20	117,374.40	120,307.20	123,323.20
			Monthly	7,297.33	7,663.07	8,046.13	8,448.27	8,871.20	9,314.93	9,781.20	10,025.60	10,276.93
			Hourly	42.1000	44.2100	46.4200	48.7400	51.1800	53.7400	56.4300	57.8400	59.2900
Assistant Network Administrator	PAM	C26	Annual	91,936.00	96,532.80	101,358.40	106,433.60	111,758.40	117,353.60	123,219.20	126,297.60	129,459.20
			Monthly	7,661.33	8,044.40	8,446.53	8,869.47	9,313.20	9,779.47	10,268.27	10,524.80	10,788.27
			Hourly	44.2000	46.4100	48.7300	51.1700	53.7300	56.4200	59.2400	60.7200	62.2400
Associate Engineer I	PAM	C28	Annual	101,358.40	106,433.60	111,758.40	117,353.60	123,219.20	129,376.00	135,844.80	139,235.20	142,708.80
			Monthly	8,446.53	8,869.47	9,313.20	9,779.47	10,268.27	10,781.33	11,320.40	11,602.93	11,892.40
			Hourly	48.7300	51.1700	53.7300	56.4200	59.2400	62.2000	65.3100	66.9400	68.6100
Associate Engineer II	PAM	C29	Annual	106,412.80	111,737.60	117,332.80	123,198.40	129,355.20	135,824.00	142,625.60	146,182.40	149,843.20
			Monthly	8,867.73	9,311.47	9,777.73	10,266.53	10,779.60	11,318.67	11,885.47	12,181.87	12,486.93
			Hourly	51.1600	53.7200	56.4100	59.2300	62.1900	65.3000	68.5700	70.2800	72.0400
Associate Planner	PAM	C25	Annual	87,568.00	91,956.80	96,553.60	101,379.20	106,454.40	111,779.20	117,374.40	120,307.20	123,323.20
			Monthly	7,297.33	7,663.07	8,046.13	8,448.27	8,871.20	9,314.93	9,781.20	10,025.60	10,276.93
			Hourly	42.1000	44.2100	46.4200	48.7400	51.1800	53.7400	56.4300	57.8400	59.2900
Audio Visual Technician	NE	C18	Annual	62,233.60	65,353.60	68,619.20	72,051.20	75,649.60	79,435.20	83,408.00	85,488.00	87,630.40
			Monthly	5,186.13	5,446.13	5,718.27	6,004.27	6,304.13	6,619.60	6,950.67	7,124.00	7,302.53
			Hourly	29.9200	31.4200	32.9900	34.6400	36.3700	38.1900	40.1000	41.1000	42.1300

Attachment: CSD Resolution 2023-XX (6224 : FISCAL YEAR 2023/24 FIRST QUARTER OPERATING & CIP

**CITY OF MORENO VALLEY**

**SALARY SCALE - CAREER POSITIONS**  
EFFECTIVE 07/06/2024

TITLE	GRP	GRADE										
			A	B	C	D	E	F	G	H	I	
				5.0%	5.0%	5.0%	5.0%	5.0%	5.0%	2.5%	2.5%	
Banquet Facility Representative	PAM	C19	Annual	65,332.80	68,598.40	72,030.40	75,628.80	79,414.40	83,387.20	87,547.20	89,731.20	91,977.60
			Monthly	5,444.40	5,716.53	6,002.53	6,302.40	6,617.87	6,948.93	7,295.60	7,477.60	7,664.80
			Hourly	31.4100	32.9800	34.6300	36.3600	38.1800	40.0900	42.0900	43.1400	44.2200
Building Division Manager/Official	DMG	C34	Annual	145,745.60	153,025.60	160,680.00	168,708.80	177,153.60	186,014.40	195,312.00	200,200.00	205,212.80
			Monthly	12,145.47	12,752.13	13,390.00	14,059.07	14,762.80	15,501.20	16,276.00	16,683.33	17,101.07
			Hourly	70.0700	73.5700	77.2500	81.1100	85.1700	89.4300	93.9000	96.2500	98.6600
Building Inspector II	NE	C24	Annual	83,387.20	87,547.20	91,915.20	96,512.00	101,337.60	106,412.80	111,737.60	114,524.80	117,395.20
			Monthly	6,948.93	7,295.60	7,659.60	8,042.67	8,444.80	8,867.73	9,311.47	9,543.73	9,782.93
			Hourly	40.0900	42.0900	44.1900	46.4000	48.7200	51.1600	53.7200	55.0600	56.4400
Building Safety Supervisor	PAM	C27	Annual	96,532.80	101,358.40	106,433.60	111,758.40	117,353.60	123,219.20	129,376.00	132,620.80	135,928.00
			Monthly	8,044.40	8,446.53	8,869.47	9,313.20	9,779.47	10,268.27	10,781.33	11,051.73	11,327.33
			Hourly	46.4100	48.7300	51.1700	53.7300	56.4200	59.2400	62.2000	63.7600	65.3500
Business License Liaison	NE	C16	Annual	56,451.20	59,280.00	62,254.40	65,374.40	68,640.00	72,072.00	75,670.40	77,563.20	79,497.60
			Monthly	4,704.27	4,940.00	5,187.87	5,447.87	5,720.00	6,006.00	6,305.87	6,463.60	6,624.80
			Hourly	27.1400	28.5000	29.9300	31.4300	33.0000	34.6500	36.3800	37.2900	38.2200
Child Care Assistant	GRA	CC09	Annual	36,628.80	2,204.80	38,833.60	38,833.60	47,195.20	49,545.60	52,020.80	54,620.80	57,345.60
			Monthly	3,052.40	183.73	3,236.13	3,236.13	3,932.93	4,128.80	4,335.07	4,551.73	4,778.80
			Hourly	18.6700	19.6000	20.5800	21.6100	22.6900	23.8200	25.0100	26.2600	27.5700
Child Care Instructor II	GRA	CC11	Annual	41,953.60	44,054.40	46,259.20	48,568.00	51,001.60	53,560.00	56,243.20	57,657.60	59,092.80
			Monthly	3,496.13	3,671.20	3,854.93	4,047.33	4,250.13	4,463.33	4,686.93	4,804.80	4,924.40
			Hourly	20.1700	21.1800	22.2400	23.3500	24.5200	25.7500	27.0400	27.7200	28.4100
Child Care Program Manager	PAM	C19	Annual	65,332.80	68,598.40	72,030.40	75,628.80	79,414.40	83,387.20	87,547.20	89,731.20	91,977.60
			Monthly	5,444.40	5,716.53	6,002.53	6,302.40	6,617.87	6,948.93	7,295.60	7,477.60	7,664.80
			Hourly	31.4100	32.9800	34.6300	36.3600	38.1800	40.0900	42.0900	43.1400	44.2200
Child Care Site Supervisor	GRA	C15	Annual	53,768.00	56,451.20	59,280.00	62,254.40	65,374.40	68,640.00	72,072.00	73,881.60	75,732.80
			Monthly	4,480.67	4,704.27	4,940.00	5,187.87	5,447.87	5,720.00	6,006.00	6,156.80	6,311.07
			Hourly	25.8500	27.1400	28.5000	29.9300	31.4300	33.0000	34.6500	35.5200	36.4100
Community Enhancement Division Manager	DMG	C30	Annual	111,758.40	117,353.60	123,219.20	129,376.00	135,844.80	142,646.40	149,780.80	153,524.80	157,372.80
			Monthly	9,313.20	9,779.47	10,268.27	10,781.33	11,320.40	11,887.20	12,481.73	12,793.73	13,114.40
			Hourly	53.7300	56.4200	59.2400	62.2000	65.3100	68.5800	72.0100	73.8100	75.6600
Community Enhancement Officer I	NE	C18	Annual	62,233.60	65,353.60	68,619.20	72,051.20	75,649.60	79,435.20	83,408.00	85,488.00	87,630.40
			Monthly	5,186.13	5,446.13	5,718.27	6,004.27	6,304.13	6,619.60	6,950.67	7,124.00	7,302.53
			Hourly	29.9200	31.4200	32.9900	34.6400	36.3700	38.1900	40.1000	41.1000	42.1300
Community Enhancement Officer II	NE	C20	Annual	68,598.40	72,030.40	75,628.80	79,414.40	83,387.20	87,547.20	91,915.20	94,203.20	96,553.60
			Monthly	5,716.53	6,002.53	6,302.40	6,617.87	6,948.93	7,295.60	7,659.60	7,850.27	8,046.13
			Hourly	32.9800	34.6300	36.3600	38.1800	40.0900	42.0900	44.1900	45.2900	46.4200
Community Enhancement Supervisor	PAM	C23	Annual	79,435.20	83,408.00	87,588.80	91,977.60	96,574.40	101,400.00	106,475.20	109,137.60	111,862.40
			Monthly	6,619.60	6,950.67	7,299.07	7,664.80	8,047.87	8,450.00	8,872.93	9,094.80	9,321.87
			Hourly	38.1900	40.1000	42.1100	44.2200	46.4300	48.7500	51.1900	52.4700	53.7800

Attachment: CSD Resolution 2023-XX (6224 : FISCAL YEAR 2023/24 FIRST QUARTER OPERATING & CIP

**CITY OF MORENO VALLEY**

**SALARY SCALE - CAREER POSITIONS**  
EFFECTIVE 07/06/2024

TITLE	GRP	GRADE										
			A	B	C	D	E	F	G	H	I	
				5.0%	5.0%	5.0%	5.0%	5.0%	5.0%	2.5%	2.5%	
Community Services Assistant Coordinator	NE	C08	Annual	38,209.60	40,123.20	42,120.00	44,220.80	46,425.60	48,755.20	51,188.80	52,478.40	53,788.80
			Monthly	3,184.13	3,343.60	3,510.00	3,685.07	3,868.80	4,062.93	4,265.73	4,373.20	4,482.40
			Hourly	18.3700	19.2900	20.2500	21.2600	22.3200	23.4400	24.6100	25.2300	25.8600
Community Services Coordinator	NE	C10	Annual	42,120.00	44,220.80	46,425.60	48,755.20	51,188.80	53,747.20	56,430.40	57,844.80	59,300.80
			Monthly	3,510.00	3,685.07	3,868.80	4,062.93	4,265.73	4,478.93	4,702.53	4,820.40	4,941.73
			Hourly	20.2500	21.2600	22.3200	23.4400	24.6100	25.8400	27.1300	27.8100	28.5100
Community Services Division Manager	DMG	C30	Annual	111,758.40	117,353.60	123,219.20	129,376.00	135,844.80	142,646.40	149,780.80	153,524.80	157,372.80
			Monthly	9,313.20	9,779.47	10,268.27	10,781.33	11,320.40	11,887.20	12,481.73	12,793.73	13,114.40
			Hourly	53.7300	56.4200	59.2400	62.2000	65.3100	68.5800	72.0100	73.8100	75.6600
Community Services Supervisor	PAM	C19	Annual	65,332.80	68,598.40	72,030.40	75,628.80	79,414.40	83,387.20	87,547.20	89,731.20	91,977.60
			Monthly	5,444.40	5,716.53	6,002.53	6,302.40	6,617.87	6,948.93	7,295.60	7,477.60	7,664.80
			Hourly	31.4100	32.9800	34.6300	36.3600	38.1800	40.0900	42.0900	43.1400	44.2200
Construction Inspector	NE	C22	Annual	75,628.80	79,414.40	83,387.20	87,547.20	91,915.20	96,512.00	101,337.60	103,875.20	106,475.20
			Monthly	6,302.40	6,617.87	6,948.93	7,295.60	7,659.60	8,042.67	8,444.80	8,656.27	8,872.93
			Hourly	36.3600	38.1800	40.0900	42.0900	44.1900	46.4000	48.7200	49.9400	51.1900
Construction Inspector Supervisor	PAM	C25	Annual	87,568.00	91,956.80	96,553.60	101,379.20	106,454.40	111,779.20	117,374.40	120,307.20	123,323.20
			Monthly	7,297.33	7,663.07	8,046.13	8,448.27	8,871.20	9,314.93	9,781.20	10,025.60	10,276.93
			Hourly	42.1000	44.2100	46.4200	48.7400	51.1800	53.7400	56.4300	57.8400	59.2900
Crossing Guard Supervisor	NE	C07	Annual	38,209.60	40,123.20	42,120.00	44,220.80	46,425.60	48,755.20	51,188.80	52,478.40	53,788.80
			Monthly	3,184.13	3,343.60	3,510.00	3,685.07	3,868.80	4,062.93	4,265.73	4,373.20	4,482.40
			Hourly	18.3700	19.2900	20.2500	21.2600	22.3200	23.4400	24.6100	25.2300	25.8600
Customer Service Manager	PAM	C26	Annual	91,936.00	96,532.80	101,358.40	106,433.60	111,758.40	117,353.60	123,219.20	126,297.60	129,459.20
			Monthly	7,661.33	8,044.40	8,446.53	8,869.47	9,313.20	9,779.47	10,268.27	10,524.80	10,788.27
			Hourly	44.2000	46.4100	48.7300	51.1700	53.7300	56.4200	59.2400	60.7200	62.2400
Deputy City Clerk	NE	C17	Annual	59,280.00	62,254.40	65,374.40	68,640.00	72,072.00	75,670.40	79,456.00	81,452.80	83,491.20
			Monthly	4,940.00	5,187.87	5,447.87	5,720.00	6,006.00	6,305.87	6,621.33	6,787.73	6,957.60
			Hourly	28.5000	29.9300	31.4300	33.0000	34.6500	36.3800	38.2000	39.1600	40.1400
Deputy City Manager	DMG	C30	Annual	111,758.40	117,353.60	123,219.20	129,376.00	135,844.80	142,646.40	149,780.80	153,524.80	157,372.80
			Monthly	9,313.20	9,779.47	10,268.27	10,781.33	11,320.40	11,887.20	12,481.73	12,793.73	13,114.40
			Hourly	53.7300	56.4200	59.2400	62.2000	65.3100	68.5800	72.0100	73.8100	75.6600
Deputy Compliance Director	DMG	C35	Annual	153,046.40	160,700.80	168,729.60	177,174.40	186,035.20	195,332.80	205,108.80	210,246.40	215,508.80
			Monthly	12,753.87	13,391.73	14,060.80	14,764.53	15,502.93	16,277.73	17,092.40	17,520.53	17,959.07
			Hourly	73.5800	77.2600	81.1200	85.1800	89.4400	93.9100	98.6100	101.0800	103.6100
Deputy Finance Director	DMG	C34	Annual	145,745.60	153,025.60	160,680.00	168,708.80	177,153.60	186,014.40	195,312.00	200,200.00	205,212.80
			Monthly	12,145.47	12,752.13	13,390.00	14,059.07	14,762.80	15,501.20	16,276.00	16,683.33	17,101.07
			Hourly	70.0700	73.5700	77.2500	81.1100	85.1700	89.4300	93.9000	96.2500	98.6600
Economic Development Division Manager	DMG	C30	Annual	111,758.40	117,353.60	123,219.20	129,376.00	135,844.80	142,646.40	149,780.80	153,524.80	157,372.80
			Monthly	9,313.20	9,779.47	10,268.27	10,781.33	11,320.40	11,887.20	12,481.73	12,793.73	13,114.40
			Hourly	53.7300	56.4200	59.2400	62.2000	65.3100	68.5800	72.0100	73.8100	75.6600

Attachment: CSD Resolution 2023-XX (6224 : FISCAL YEAR 2023/24 FIRST QUARTER OPERATING & CIP

**CITY OF MORENO VALLEY**

**SALARY SCALE - CAREER POSITIONS**  
EFFECTIVE 07/06/2024

TITLE	GRP	GRADE										
			A	B	C	D	E	F	G	H	I	
				5.0%	5.0%	5.0%	5.0%	5.0%	5.0%	2.5%	2.5%	
Electric Utility Assistant Manager	PAM	C34	Annual	145,745.60	153,025.60	160,680.00	168,708.80	177,153.60	186,014.40	195,312.00	200,200.00	205,212.80
			Monthly	12,145.47	12,752.13	13,390.00	14,059.07	14,762.80	15,501.20	16,276.00	16,683.33	17,101.07
			Hourly	70.0700	73.5700	77.2500	81.1100	85.1700	89.4300	93.9000	96.2500	98.6600
Electric Utility Division Manager	DMG	C36	Annual	168,438.40	176,862.40	185,702.40	194,979.20	204,734.40	214,968.00	225,721.60	231,358.40	237,140.80
			Monthly	14,036.53	14,738.53	15,475.20	16,248.27	17,061.20	17,914.00	18,810.13	19,279.87	19,761.73
			Hourly	80.9800	85.0300	89.2800	93.7400	98.4300	103.3500	108.5200	111.2300	114.0100
Electric Utility Program Coordinator	PAM	C27	Annual	96,532.80	101,358.40	106,433.60	111,758.40	117,353.60	123,219.20	129,376.00	132,620.80	135,928.00
			Monthly	8,044.40	8,446.53	8,869.47	9,313.20	9,779.47	10,268.27	10,781.33	11,051.73	11,327.33
			Hourly	46.4100	48.7300	51.1700	53.7300	56.4200	59.2400	62.2000	63.7600	65.3500
Emergency Management Coordinator	PAM	C22	Annual	75,628.80	79,414.40	83,387.20	87,547.20	91,915.20	96,512.00	101,337.60	103,875.20	106,475.20
			Monthly	6,302.40	6,617.87	6,948.93	7,295.60	7,659.60	8,042.67	8,444.80	8,656.27	8,872.93
			Hourly	36.3600	38.1800	40.0900	42.0900	44.1900	46.4000	48.7200	49.9400	51.1900
Emergency Management & Volunteer Services Program Manager	DMG	C30	Annual	111,758.40	117,353.60	123,219.20	129,376.00	135,844.80	142,646.40	149,780.80	153,524.80	157,372.80
			Monthly	9,313.20	9,779.47	10,268.27	10,781.33	11,320.40	11,887.20	12,481.73	12,793.73	13,114.40
			Hourly	53.7300	56.4200	59.2400	62.2000	65.3100	68.5800	72.0100	73.8100	75.6600
Engineering Division Manager/Assistant City Engineer	DMG	C34	Annual	145,745.60	153,025.60	160,680.00	168,708.80	177,153.60	186,014.40	195,312.00	200,200.00	205,212.80
			Monthly	12,145.47	12,752.13	13,390.00	14,059.07	14,762.80	15,501.20	16,276.00	16,683.33	17,101.07
			Hourly	70.0700	73.5700	77.2500	81.1100	85.1700	89.4300	93.9000	96.2500	98.6600
Enterprise Systems Administrator	PAM	C31	Annual	117,332.80	123,198.40	129,355.20	135,824.00	142,625.60	149,760.00	157,248.00	161,179.20	165,214.40
			Monthly	9,777.73	10,266.53	10,779.60	11,318.67	11,885.47	12,480.00	13,104.00	13,431.60	13,767.87
			Hourly	56.4100	59.2300	62.1900	65.3000	68.5700	72.0000	75.6000	77.4900	79.4300
Equipment Operator	NE	C17	Annual	59,280.00	62,254.40	65,374.40	68,640.00	72,072.00	75,670.40	79,456.00	81,452.80	83,491.20
			Monthly	4,940.00	5,187.87	5,447.87	5,720.00	6,006.00	6,305.87	6,621.33	6,787.73	6,957.60
			Hourly	28.5000	29.9300	31.4300	33.0000	34.6500	36.3800	38.2000	39.1600	40.1400
Executive Assistant I	NE	C19	Annual	65,332.80	68,598.40	72,030.40	75,628.80	79,414.40	83,387.20	87,547.20	89,731.20	91,977.60
			Monthly	5,444.40	5,716.53	6,002.53	6,302.40	6,617.87	6,948.93	7,295.60	7,477.60	7,664.80
			Hourly	31.4100	32.9800	34.6300	36.3600	38.1800	40.0900	42.0900	43.1400	44.2200
Executive Assistant to Mayor/City Council	DMG	C30	Annual	111,758.40	117,353.60	123,219.20	129,376.00	135,844.80	142,646.40	149,780.80	153,524.80	157,372.80
			Monthly	9,313.20	9,779.47	10,268.27	10,781.33	11,320.40	11,887.20	12,481.73	12,793.73	13,114.40
			Hourly	53.7300	56.4200	59.2400	62.2000	65.3100	68.5800	72.0100	73.8100	75.6600
Facilities Maintenance Mechanic	NE	C15	Annual	53,768.00	56,451.20	59,280.00	62,254.40	65,374.40	68,640.00	72,072.00	73,881.60	75,732.80
			Monthly	4,480.67	4,704.27	4,940.00	5,187.87	5,447.87	5,720.00	6,006.00	6,156.80	6,311.07
			Hourly	25.8500	27.1400	28.5000	29.9300	31.4300	33.0000	34.6500	35.5200	36.4100
Facilities Maintenance Worker	NE	C13	Annual	48,755.20	51,188.80	53,747.20	56,430.40	59,259.20	62,212.80	65,332.80	66,976.00	68,660.80
			Monthly	4,062.93	4,265.73	4,478.93	4,702.53	4,938.27	5,184.40	5,444.40	5,581.33	5,721.73
			Hourly	23.4400	24.6100	25.8400	27.1300	28.4900	29.9100	31.4100	32.2000	33.0100
Financial Operations Division Manager	DMG	C33	Annual	135,574.40	142,355.20	149,468.80	156,936.00	164,777.60	173,014.40	181,667.20	186,201.60	190,860.80
			Monthly	11,297.87	11,862.93	12,455.73	13,078.00	13,731.47	14,417.87	15,138.93	15,516.80	15,905.07
			Hourly	65.1800	68.4400	71.8600	75.4500	79.2200	83.1800	87.3400	89.5200	91.7600

Attachment: CSD Resolution 2023-XX (6224 : FISCAL YEAR 2023/24 FIRST QUARTER OPERATING & CIP

**CITY OF MORENO VALLEY**

**SALARY SCALE - CAREER POSITIONS**  
EFFECTIVE 07/06/2024

TITLE	GRP	GRADE										
			A	B	C	D	E	F	G	H	I	
				5.0%	5.0%	5.0%	5.0%	5.0%	5.0%	5.0%	2.5%	2.5%
Financial Resources Division Manager	DMG	C33	Annual	135,574.40	142,355.20	149,468.80	156,936.00	164,777.60	173,014.40	181,667.20	186,201.60	190,860.80
			Monthly	11,297.87	11,862.93	12,455.73	13,078.00	13,731.47	14,417.87	15,138.93	15,516.80	15,905.07
			Hourly	65.1800	68.4400	71.8600	75.4500	79.2200	83.1800	87.3400	89.5200	91.7600
Fleet & Facilities Division Manager	DMG	C31	Annual	117,332.80	123,198.40	129,355.20	135,824.00	142,625.60	149,760.00	157,248.00	161,179.20	165,214.40
			Monthly	9,777.73	10,266.53	10,779.60	11,318.67	11,885.47	12,480.00	13,104.00	13,431.60	13,767.87
			Hourly	56.4100	59.2300	62.1900	65.3000	68.5700	72.0000	75.6000	77.4900	79.4300
Fleet & Facilities Maintenance Supervisor	PAM	C27	Annual	96,532.80	101,358.40	106,433.60	111,758.40	117,353.60	123,219.20	129,376.00	132,620.80	135,928.00
			Monthly	8,044.40	8,446.53	8,869.47	9,313.20	9,779.47	10,268.27	10,781.33	11,051.73	11,327.33
			Hourly	46.4100	48.7300	51.1700	53.7300	56.4200	59.2400	62.2000	63.7600	65.3500
GIS Administrator	PAM	C29	Annual	106,412.80	111,737.60	117,332.80	123,198.40	129,355.20	135,824.00	142,625.60	146,182.40	149,843.20
			Monthly	8,867.73	9,311.47	9,777.73	10,266.53	10,779.60	11,318.67	11,885.47	12,181.87	12,486.93
			Hourly	51.1600	53.7200	56.4100	59.2300	62.1900	65.3000	68.5700	70.2800	72.0400
GIS Applications Analyst	PAM	C25	Annual	87,568.00	91,956.80	96,553.60	101,379.20	106,454.40	111,779.20	117,374.40	120,307.20	123,323.20
			Monthly	7,297.33	7,663.07	8,046.13	8,448.27	8,871.20	9,314.93	9,781.20	10,025.60	10,276.93
			Hourly	42.1000	44.2100	46.4200	48.7400	51.1800	53.7400	56.4300	57.8400	59.2900
GIS Specialist	NE	C21	Annual	72,051.20	75,649.60	79,435.20	83,408.00	87,588.80	91,977.60	96,574.40	98,987.20	101,462.40
			Monthly	6,004.27	6,304.13	6,619.60	6,950.67	7,299.07	7,664.80	8,047.87	8,248.93	8,455.20
			Hourly	34.6400	36.3700	38.1900	40.1000	42.1100	44.2200	46.4300	47.5900	48.7800
Grants Division Manager	DMG	C33	Annual	135,574.40	142,355.20	149,468.80	156,936.00	164,777.60	173,014.40	181,667.20	186,201.60	190,860.80
			Monthly	11,297.87	11,862.93	12,455.73	13,078.00	13,731.47	14,417.87	15,138.93	15,516.80	15,905.07
			Hourly	65.1800	68.4400	71.8600	75.4500	79.2200	83.1800	87.3400	89.5200	91.7600
Human Resources Analyst	PAM	C24	Annual	83,387.20	87,547.20	91,915.20	96,512.00	101,337.60	106,412.80	111,737.60	114,524.80	117,395.20
			Monthly	6,948.93	7,295.60	7,659.60	8,042.67	8,444.80	8,867.73	9,311.47	9,543.73	9,782.93
			Hourly	40.0900	42.0900	44.1900	46.4000	48.7200	51.1600	53.7200	55.0600	56.4400
Human Resources Division Manager	DMG	C34	Annual	145,745.60	153,025.60	160,680.00	168,708.80	177,153.60	186,014.40	195,312.00	200,200.00	205,212.80
			Monthly	12,145.47	12,752.13	13,390.00	14,059.07	14,762.80	15,501.20	16,276.00	16,683.33	17,101.07
			Hourly	70.0700	73.5700	77.2500	81.1100	85.1700	89.4300	93.9000	96.2500	98.6600
Human Resources Technician	NE	C22	Annual	75,628.80	79,414.40	83,387.20	87,547.20	91,915.20	96,512.00	101,337.60	103,875.20	106,475.20
			Monthly	6,302.40	6,617.87	6,948.93	7,295.60	7,659.60	8,042.67	8,444.80	8,656.27	8,872.93
			Hourly	36.3600	38.1800	40.0900	42.0900	44.1900	46.4000	48.7200	49.9400	51.1900
Information Technology Technician	NE	C20	Annual	68,598.40	72,030.40	75,628.80	79,414.40	83,387.20	87,547.20	91,915.20	94,203.20	96,553.60
			Monthly	5,716.53	6,002.53	6,302.40	6,617.87	6,948.93	7,295.60	7,659.60	7,850.27	8,046.13
			Hourly	32.9800	34.6300	36.3600	38.1800	40.0900	42.0900	44.1900	45.2900	46.4200
Landscape Services Inspector	NE	C18	Annual	62,233.60	65,353.60	68,619.20	72,051.20	75,649.60	79,435.20	83,408.00	85,488.00	87,630.40
			Monthly	5,186.13	5,446.13	5,718.27	6,004.27	6,304.13	6,619.60	6,950.67	7,124.00	7,302.53
			Hourly	29.9200	31.4200	32.9900	34.6400	36.3700	38.1900	40.1000	41.1000	42.1300
Lead Facilities Maintenance Worker	NE	C18	Annual	62,233.60	65,353.60	68,619.20	72,051.20	75,649.60	79,435.20	83,408.00	85,488.00	87,630.40
			Monthly	5,186.13	5,446.13	5,718.27	6,004.27	6,304.13	6,619.60	6,950.67	7,124.00	7,302.53
			Hourly	29.9200	31.4200	32.9900	34.6400	36.3700	38.1900	40.1000	41.1000	42.1300

Attachment: CSD Resolution 2023-XX (6224 : FISCAL YEAR 2023/24 FIRST QUARTER OPERATING & CIP



**CITY OF MORENO VALLEY**

**SALARY SCALE - CAREER POSITIONS**  
EFFECTIVE 07/06/2024

TITLE	GRP	GRADE										
			A	B	C	D	E	F	G	H	I	
			5.0%	5.0%	5.0%	5.0%	5.0%	5.0%	5.0%	2.5%	2.5%	
Lead Maintenance Worker	NE	C19	Annual	65,332.80	68,598.40	72,030.40	75,628.80	79,414.40	83,387.20	87,547.20	89,731.20	91,977.60
			Monthly	5,444.40	5,716.53	6,002.53	6,302.40	6,617.87	6,948.93	7,295.60	7,477.60	7,664.80
			Hourly	31.4100	32.9800	34.6300	36.3600	38.1800	40.0900	42.0900	43.1400	44.2200
Lead Parks Maintenance Worker	NE	C15	Annual	53,768.00	56,451.20	59,280.00	62,254.40	65,374.40	68,640.00	72,072.00	73,881.60	75,732.80
			Monthly	4,480.67	4,704.27	4,940.00	5,187.87	5,447.87	5,720.00	6,006.00	6,156.80	6,311.07
			Hourly	25.8500	27.1400	28.5000	29.9300	31.4300	33.0000	34.6500	35.5200	36.4100
Lead Traffic Sign/Marking Technician	NE	C18	Annual	62,233.60	65,353.60	68,619.20	72,051.20	75,649.60	79,435.20	83,408.00	85,488.00	87,630.40
			Monthly	5,186.13	5,446.13	5,718.27	6,004.27	6,304.13	6,619.60	6,950.67	7,124.00	7,302.53
			Hourly	29.9200	31.4200	32.9900	34.6400	36.3700	38.1900	40.1000	41.1000	42.1300
Lead Vehicle/Equipment Technician	NE	C19	Annual	65,332.80	68,598.40	72,030.40	75,628.80	79,414.40	83,387.20	87,547.20	89,731.20	91,977.60
			Monthly	5,444.40	5,716.53	6,002.53	6,302.40	6,617.87	6,948.93	7,295.60	7,477.60	7,664.80
			Hourly	31.4100	32.9800	34.6300	36.3600	38.1800	40.0900	42.0900	43.1400	44.2200
Maintenance & Operations Division Manager	DMG	C31	Annual	117,332.80	123,198.40	129,355.20	135,824.00	142,625.60	149,760.00	157,248.00	161,179.20	165,214.40
			Monthly	9,777.73	10,266.53	10,779.60	11,318.67	11,885.47	12,480.00	13,104.00	13,431.60	13,767.87
			Hourly	56.4100	59.2300	62.1900	65.3000	68.5700	72.0000	75.6000	77.4900	79.4300
Maintenance Worker I	NE	C12	Annual	46,446.40	48,776.00	51,209.60	53,768.00	56,451.20	59,280.00	62,254.40	63,814.40	65,416.00
			Monthly	3,870.53	4,064.67	4,267.47	4,480.67	4,704.27	4,940.00	5,187.87	5,317.87	5,451.33
			Hourly	22.3300	23.4500	24.6200	25.8500	27.1400	28.5000	29.9300	30.6800	31.4500
Maintenance Worker II	NE	C15	Annual	53,768.00	56,451.20	59,280.00	62,254.40	65,374.40	68,640.00	72,072.00	73,881.60	75,732.80
			Monthly	4,480.67	4,704.27	4,940.00	5,187.87	5,447.87	5,720.00	6,006.00	6,156.80	6,311.07
			Hourly	25.8500	27.1400	28.5000	29.9300	31.4300	33.0000	34.6500	35.5200	36.4100
Maintenance Worker/Work Release Coordinator	NE	C16	Annual	56,451.20	59,280.00	62,254.40	65,374.40	68,640.00	72,072.00	75,670.40	77,563.20	79,497.60
			Monthly	4,704.27	4,940.00	5,187.87	5,447.87	5,720.00	6,006.00	6,305.87	6,463.60	6,624.80
			Hourly	27.1400	28.5000	29.9300	31.4300	33.0000	34.6500	36.3800	37.2900	38.2200
Management Aide	NE	C18	Annual	62,233.60	65,353.60	68,619.20	72,051.20	75,649.60	79,435.20	83,408.00	85,488.00	87,630.40
			Monthly	5,186.13	5,446.13	5,718.27	6,004.27	6,304.13	6,619.60	6,950.67	7,124.00	7,302.53
			Hourly	29.9200	31.4200	32.9900	34.6400	36.3700	38.1900	40.1000	41.1000	42.1300
Management Analyst	PAM	C24	Annual	83,387.20	87,547.20	91,915.20	96,512.00	101,337.60	106,412.80	111,737.60	114,524.80	117,395.20
			Monthly	6,948.93	7,295.60	7,659.60	8,042.67	8,444.80	8,867.73	9,311.47	9,543.73	9,782.93
			Hourly	40.0900	42.0900	44.1900	46.4000	48.7200	51.1600	53.7200	55.0600	56.4400
Management Assistant	PAM	C22	Annual	75,628.80	79,414.40	83,387.20	87,547.20	91,915.20	96,512.00	101,337.60	103,875.20	106,475.20
			Monthly	6,302.40	6,617.87	6,948.93	7,295.60	7,659.60	8,042.67	8,444.80	8,656.27	8,872.93
			Hourly	36.3600	38.1800	40.0900	42.0900	44.1900	46.4000	48.7200	49.9400	51.1900
Media & Communications Division Manager	DMG	C33	Annual	135,574.40	142,355.20	149,468.80	156,936.00	164,777.60	173,014.40	181,667.20	186,201.60	190,860.80
			Monthly	11,297.87	11,862.93	12,455.73	13,078.00	13,731.47	14,417.87	15,138.93	15,516.80	15,905.07
			Hourly	65.1800	68.4400	71.8600	75.4500	79.2200	83.1800	87.3400	89.5200	91.7600
Network Administrator	PAM	C31	Annual	117,332.80	123,198.40	129,355.20	135,824.00	142,625.60	149,760.00	157,248.00	161,179.20	165,214.40
			Monthly	9,777.73	10,266.53	10,779.60	11,318.67	11,885.47	12,480.00	13,104.00	13,431.60	13,767.87
			Hourly	56.4100	59.2300	62.1900	65.3000	68.5700	72.0000	75.6000	77.4900	79.4300

Attachment: CSD Resolution 2023-XX (6224 : FISCAL YEAR 2023/24 FIRST QUARTER OPERATING & CIP

**CITY OF MORENO VALLEY**

**SALARY SCALE - CAREER POSITIONS**  
EFFECTIVE 07/06/2024

TITLE	GRP	GRADE										
			A	B	C	D	E	F	G	H	I	
				5.0%	5.0%	5.0%	5.0%	5.0%	5.0%	2.5%	2.5%	
Network & Systems Specialist	PAM	C24	Annual	83,387.20	87,547.20	91,915.20	96,512.00	101,337.60	106,412.80	111,737.60	114,524.80	117,395.20
			Monthly	6,948.93	7,295.60	7,659.60	8,042.67	8,444.80	8,867.73	9,311.47	9,543.73	9,782.93
			Hourly	40.0900	42.0900	44.1900	46.4000	48.7200	51.1600	53.7200	55.0600	56.4400
Paralegal	NE	C20	Annual	68,598.40	72,030.40	75,628.80	79,414.40	83,387.20	87,547.20	91,915.20	94,203.20	96,553.60
			Monthly	5,716.53	6,002.53	6,302.40	6,617.87	6,948.93	7,295.60	7,659.60	7,850.27	8,046.13
			Hourly	32.9800	34.6300	36.3600	38.1800	40.0900	42.0900	44.1900	45.2900	46.4200
Park Ranger	NE	C16	Annual	56,451.20	59,280.00	62,254.40	65,374.40	68,640.00	72,072.00	75,670.40	77,563.20	79,497.60
			Monthly	4,704.27	4,940.00	5,187.87	5,447.87	5,720.00	6,006.00	6,305.87	6,463.60	6,624.80
			Hourly	27.1400	28.5000	29.9300	31.4300	33.0000	34.6500	36.3800	37.2900	38.2200
Parking Control Officer	NE	C12	Annual	46,446.40	48,776.00	51,209.60	53,768.00	56,451.20	59,280.00	62,254.40	63,814.40	65,416.00
			Monthly	3,870.53	4,064.67	4,267.47	4,480.67	4,704.27	4,940.00	5,187.87	5,317.87	5,451.33
			Hourly	22.3300	23.4500	24.6200	25.8500	27.1400	28.5000	29.9300	30.6800	31.4500
Parks & Community Services Administration & Financial Services Division Manager	DMG	C30	Annual	111,758.40	117,353.60	123,219.20	129,376.00	135,844.80	142,646.40	149,780.80	153,524.80	157,372.80
			Monthly	9,313.20	9,779.47	10,268.27	10,781.33	11,320.40	11,887.20	12,481.73	12,793.73	13,114.40
			Hourly	53.7300	56.4200	59.2400	62.2000	65.3100	68.5800	72.0100	73.8100	75.6600
Parks & Landscape Services Division Manager	DMG	C31	Annual	117,332.80	123,198.40	129,355.20	135,824.00	142,625.60	149,760.00	157,248.00	161,179.20	165,214.40
			Monthly	9,777.73	10,266.53	10,779.60	11,318.67	11,885.47	12,480.00	13,104.00	13,431.60	13,767.87
			Hourly	56.4100	59.2300	62.1900	65.3000	68.5700	72.0000	75.6000	77.4900	79.4300
Parks Maintenance Supervisor	PAM	C25	Annual	87,568.00	91,956.80	96,553.60	101,379.20	106,454.40	111,779.20	117,374.40	120,307.20	123,323.20
			Monthly	7,297.33	7,663.07	8,046.13	8,448.27	8,871.20	9,314.93	9,781.20	10,025.60	10,276.93
			Hourly	42.1000	44.2100	46.4200	48.7400	51.1800	53.7400	56.4300	57.8400	59.2900
Parks Maintenance Worker	NE	C12	Annual	46,446.40	48,776.00	51,209.60	53,768.00	56,451.20	59,280.00	62,254.40	63,814.40	65,416.00
			Monthly	3,870.53	4,064.67	4,267.47	4,480.67	4,704.27	4,940.00	5,187.87	5,317.87	5,451.33
			Hourly	22.3300	23.4500	24.6200	25.8500	27.1400	28.5000	29.9300	30.6800	31.4500
Parks Project Manager	PAM	C25	Annual	87,568.00	91,956.80	96,553.60	101,379.20	106,454.40	111,779.20	117,374.40	120,307.20	123,323.20
			Monthly	7,297.33	7,663.07	8,046.13	8,448.27	8,871.20	9,314.93	9,781.20	10,025.60	10,276.93
			Hourly	42.1000	44.2100	46.4200	48.7400	51.1800	53.7400	56.4300	57.8400	59.2900
Payroll Supervisor	PAM	C26	Annual	91,936.00	96,532.80	101,358.40	106,433.60	111,758.40	117,353.60	123,219.20	126,297.60	129,459.20
			Monthly	7,661.33	8,044.40	8,446.53	8,869.47	9,313.20	9,779.47	10,268.27	10,524.80	10,788.27
			Hourly	44.2000	46.4100	48.7300	51.1700	53.7300	56.4200	59.2400	60.7200	62.2400
Permit Technician	NE	C18	Annual	62,233.60	65,353.60	68,619.20	72,051.20	75,649.60	79,435.20	83,408.00	85,488.00	87,630.40
			Monthly	5,186.13	5,446.13	5,718.27	6,004.27	6,304.13	6,619.60	6,950.67	7,124.00	7,302.53
			Hourly	29.9200	31.4200	32.9900	34.6400	36.3700	38.1900	40.1000	41.1000	42.1300
Planning Division Manager/Official	DMG	C34	Annual	145,745.60	153,025.60	160,680.00	168,708.80	177,153.60	186,014.40	195,312.00	200,200.00	205,212.80
			Monthly	12,145.47	12,752.13	13,390.00	14,059.07	14,762.80	15,501.20	16,276.00	16,683.33	17,101.07
			Hourly	70.0700	73.5700	77.2500	81.1100	85.1700	89.4300	93.9000	96.2500	98.6600
Power Supply Manager	PAM	C29	Annual	106,412.80	111,737.60	117,332.80	123,198.40	129,355.20	135,824.00	142,625.60	146,182.40	149,843.20
			Monthly	8,867.73	9,311.47	9,777.73	10,266.53	10,779.60	11,318.67	11,885.47	12,181.87	12,486.93
			Hourly	51.1600	53.7200	56.4100	59.2300	62.1900	65.3000	68.5700	70.2800	72.0400

Attachment: CSD Resolution 2023-XX (6224 : FISCAL YEAR 2023/24 FIRST QUARTER OPERATING & CIP

**CITY OF MORENO VALLEY**

**SALARY SCALE - CAREER POSITIONS**  
EFFECTIVE 07/06/2024

TITLE	GRP	GRADE										
			A	B	C	D	E	F	G	H	I	
			5.0%		5.0%	5.0%	5.0%	5.0%	5.0%	5.0%	2.5%	2.5%
Principal Accountant	PAM	C28	Annual	101,358.40	106,433.60	111,758.40	117,353.60	123,219.20	129,376.00	135,844.80	139,235.20	142,708.80
			Monthly	8,446.53	8,869.47	9,313.20	9,779.47	10,268.27	10,781.33	11,320.40	11,602.93	11,892.40
			Hourly	48.7300	51.1700	53.7300	56.4200	59.2400	62.2000	65.3100	66.9400	68.6100
Principal Engineer	DMG	C33	Annual	135,574.40	142,355.20	149,468.80	156,936.00	164,777.60	173,014.40	181,667.20	186,201.60	190,860.80
			Monthly	11,297.87	11,862.93	12,455.73	13,078.00	13,731.47	14,417.87	15,138.93	15,516.80	15,905.07
			Hourly	65.1800	68.4400	71.8600	75.4500	79.2200	83.1800	87.3400	89.5200	91.7600
Principal Engineer/City Traffic Engineer	DMG	C33	Annual	135,574.40	142,355.20	149,468.80	156,936.00	164,777.60	173,014.40	181,667.20	186,201.60	190,860.80
			Monthly	11,297.87	11,862.93	12,455.73	13,078.00	13,731.47	14,417.87	15,138.93	15,516.80	15,905.07
			Hourly	65.1800	68.4400	71.8600	75.4500	79.2200	83.1800	87.3400	89.5200	91.7600
Principal Planner	PAM	C33	Annual	135,574.40	142,355.20	149,468.80	156,936.00	164,777.60	173,014.40	181,667.20	186,201.60	190,860.80
			Monthly	11,297.87	11,862.93	12,455.73	13,078.00	13,731.47	14,417.87	15,138.93	15,516.80	15,905.07
			Hourly	65.1800	68.4400	71.8600	75.4500	79.2200	83.1800	87.3400	89.5200	91.7600
Program Analyst	PAM	C24	Annual	83,387.20	87,547.20	91,915.20	96,512.00	101,337.60	106,412.80	111,737.60	114,524.80	117,395.20
			Monthly	6,948.93	7,295.60	7,659.60	8,042.67	8,444.80	8,867.73	9,311.47	9,543.73	9,782.93
			Hourly	40.0900	42.0900	44.1900	46.4000	48.7200	51.1600	53.7200	55.0600	56.4400
Public Information/Intergovernmental Relations Officer	PAM	C28	Annual	101,358.40	106,433.60	111,758.40	117,353.60	123,219.20	129,376.00	135,844.80	139,235.20	142,708.80
			Monthly	8,446.53	8,869.47	9,313.20	9,779.47	10,268.27	10,781.33	11,320.40	11,602.93	11,892.40
			Hourly	48.7300	51.1700	53.7300	56.4200	59.2400	62.2000	65.3100	66.9400	68.6100
Public Safety Contracts Administrator	DMG	C30	Annual	111,758.40	117,353.60	123,219.20	129,376.00	135,844.80	142,646.40	149,780.80	153,524.80	157,372.80
			Monthly	9,313.20	9,779.47	10,268.27	10,781.33	11,320.40	11,887.20	12,481.73	12,793.73	13,114.40
			Hourly	53.7300	56.4200	59.2400	62.2000	65.3100	68.5800	72.0100	73.8100	75.6600
Purchasing Division Manager	DMG	C32	Annual	126,131.20	132,433.60	139,048.00	145,995.20	153,296.00	160,971.20	169,020.80	173,243.20	177,569.60
			Monthly	10,510.93	11,036.13	11,587.33	12,166.27	12,774.67	13,414.27	14,085.07	14,436.93	14,797.47
			Hourly	60.6400	63.6700	66.8500	70.1900	73.7000	77.3900	81.2600	83.2900	85.3700
Recycling Specialist	NE	C16	Annual	56,451.20	59,280.00	62,254.40	65,374.40	68,640.00	72,072.00	75,670.40	77,563.20	79,497.60
			Monthly	4,704.27	4,940.00	5,187.87	5,447.87	5,720.00	6,006.00	6,305.87	6,463.60	6,624.80
			Hourly	27.1400	28.5000	29.9300	31.4300	33.0000	34.6500	36.3800	37.2900	38.2200
Registered Veterinary Technician	NE	C16	Annual	56,451.20	59,280.00	62,254.40	65,374.40	68,640.00	72,072.00	75,670.40	77,563.20	79,497.60
			Monthly	4,704.27	4,940.00	5,187.87	5,447.87	5,720.00	6,006.00	6,305.87	6,463.60	6,624.80
			Hourly	27.1400	28.5000	29.9300	31.4300	33.0000	34.6500	36.3800	37.2900	38.2200
Security Guard	NE	C08	Annual	38,209.60	40,123.20	42,120.00	44,220.80	46,425.60	48,755.20	51,188.80	52,478.40	53,788.80
			Monthly	3,184.13	3,343.60	3,510.00	3,685.07	3,868.80	4,062.93	4,265.73	4,373.20	4,482.40
			Hourly	18.3700	19.2900	20.2500	21.2600	22.3200	23.4400	24.6100	25.2300	25.8600
Senior Accountant	PAM	C25	Annual	87,568.00	91,956.80	96,553.60	101,379.20	106,454.40	111,779.20	117,374.40	120,307.20	123,323.20
			Monthly	7,297.33	7,663.07	8,046.13	8,448.27	8,871.20	9,314.93	9,781.20	10,025.60	10,276.93
			Hourly	42.1000	44.2100	46.4200	48.7400	51.1800	53.7400	56.4300	57.8400	59.2900
Senior Administrative Assistant	NE	C17	Annual	59,280.00	62,254.40	65,374.40	68,640.00	72,072.00	75,670.40	79,456.00	81,452.80	83,491.20
			Monthly	4,940.00	5,187.87	5,447.87	5,720.00	6,006.00	6,305.87	6,621.33	6,787.73	6,957.60
			Hourly	28.5000	29.9300	31.4300	33.0000	34.6500	36.3800	38.2000	39.1600	40.1400

Attachment: CSD Resolution 2023-XX (6224 : FISCAL YEAR 2023/24 FIRST QUARTER OPERATING & CIP

**CITY OF MORENO VALLEY**

**SALARY SCALE - CAREER POSITIONS**  
EFFECTIVE 07/06/2024

TITLE	GRP	GRADE										
			A	B	C	D	E	F	G	H	I	
			5.0%		5.0%	5.0%	5.0%	5.0%	5.0%	5.0%	2.5%	2.5%
Senior Applications Analyst	PAM	C27	Annual	96,532.80	101,358.40	106,433.60	111,758.40	117,353.60	123,219.20	129,376.00	132,620.80	135,928.00
			Monthly	8,044.40	8,446.53	8,869.47	9,313.20	9,779.47	10,268.27	10,781.33	11,051.73	11,327.33
			Hourly	46.4100	48.7300	51.1700	53.7300	56.4200	59.2400	62.2000	63.7600	65.3500
Senior Building Inspector	PAM	C25	Annual	87,568.00	91,956.80	96,553.60	101,379.20	106,454.40	111,779.20	117,374.40	120,307.20	123,323.20
			Monthly	7,297.33	7,663.07	8,046.13	8,448.27	8,871.20	9,314.93	9,781.20	10,025.60	10,276.93
			Hourly	42.1000	44.2100	46.4200	48.7400	51.1800	53.7400	56.4300	57.8400	59.2900
Senior Community Enhancement Officer	PAM	C22	Annual	75,628.80	79,414.40	83,387.20	87,547.20	91,915.20	96,512.00	101,337.60	103,875.20	106,475.20
			Monthly	6,302.40	6,617.87	6,948.93	7,295.60	7,659.60	8,042.67	8,444.80	8,656.27	8,872.93
			Hourly	36.3600	38.1800	40.0900	42.0900	44.1900	46.4000	48.7200	49.9400	51.1900
Senior Construction Inspector	PAM	C23	Annual	79,435.20	83,408.00	87,588.80	91,977.60	96,574.40	101,400.00	106,475.20	109,137.60	111,862.40
			Monthly	6,619.60	6,950.67	7,299.07	7,664.80	8,047.87	8,450.00	8,872.93	9,094.80	9,321.87
			Hourly	38.1900	40.1000	42.1100	44.2200	46.4300	48.7500	51.1900	52.4700	53.7800
Senior Deputy City Clerk	DMG	C30	Annual	111,758.40	117,353.60	123,219.20	129,376.00	135,844.80	142,646.40	149,780.80	153,524.80	157,372.80
			Monthly	9,313.20	9,779.47	10,268.27	10,781.33	11,320.40	11,887.20	12,481.73	12,793.73	13,114.40
			Hourly	53.7300	56.4200	59.2400	62.2000	65.3100	68.5800	72.0100	73.8100	75.6600
Senior Electrical Engineer	PAM	C31	Annual	117,332.80	123,198.40	129,355.20	135,824.00	142,625.60	149,760.00	157,248.00	161,179.20	165,214.40
			Monthly	9,777.73	10,266.53	10,779.60	11,318.67	11,885.47	12,480.00	13,104.00	13,431.60	13,767.87
			Hourly	56.4100	59.2300	62.1900	65.3000	68.5700	72.0000	75.6000	77.4900	79.4300
Senior Engineer, P.E.	PAM	C31	Annual	117,332.80	123,198.40	129,355.20	135,824.00	142,625.60	149,760.00	157,248.00	161,179.20	165,214.40
			Monthly	9,777.73	10,266.53	10,779.60	11,318.67	11,885.47	12,480.00	13,104.00	13,431.60	13,767.87
			Hourly	56.4100	59.2300	62.1900	65.3000	68.5700	72.0000	75.6000	77.4900	79.4300
Senior Equipment Operator	NE	C18	Annual	62,233.60	65,353.60	68,619.20	72,051.20	75,649.60	79,435.20	83,408.00	85,488.00	87,630.40
			Monthly	5,186.13	5,446.13	5,718.27	6,004.27	6,304.13	6,619.60	6,950.67	7,124.00	7,302.53
			Hourly	29.9200	31.4200	32.9900	34.6400	36.3700	38.1900	40.1000	41.1000	42.1300
Senior Graphics Designer	NE	C19	Annual	65,332.80	68,598.40	72,030.40	75,628.80	79,414.40	83,387.20	87,547.20	89,731.20	91,977.60
			Monthly	5,444.40	5,716.53	6,002.53	6,302.40	6,617.87	6,948.93	7,295.60	7,477.60	7,664.80
			Hourly	31.4100	32.9800	34.6300	36.3600	38.1800	40.0900	42.0900	43.1400	44.2200
Senior Human Resources Analyst	PAM	C27	Annual	96,532.80	101,358.40	106,433.60	111,758.40	117,353.60	123,219.20	129,376.00	132,620.80	135,928.00
			Monthly	8,044.40	8,446.53	8,869.47	9,313.20	9,779.47	10,268.27	10,781.33	11,051.73	11,327.33
			Hourly	46.4100	48.7300	51.1700	53.7300	56.4200	59.2400	62.2000	63.7600	65.3500
Senior Landscape Services Inspector	PAM	C20	Annual	68,598.40	72,030.40	75,628.80	79,414.40	83,387.20	87,547.20	91,915.20	94,203.20	96,553.60
			Monthly	5,716.53	6,002.53	6,302.40	6,617.87	6,948.93	7,295.60	7,659.60	7,850.27	8,046.13
			Hourly	32.9800	34.6300	36.3600	38.1800	40.0900	42.0900	44.1900	45.2900	46.4200
Senior Management Analyst	PAM	C27	Annual	96,532.80	101,358.40	106,433.60	111,758.40	117,353.60	123,219.20	129,376.00	132,620.80	135,928.00
			Monthly	8,044.40	8,446.53	8,869.47	9,313.20	9,779.47	10,268.27	10,781.33	11,051.73	11,327.33
			Hourly	46.4100	48.7300	51.1700	53.7300	56.4200	59.2400	62.2000	63.7600	65.3500
Senior Office Assistant	NE	C13	Annual	48,755.20	51,188.80	53,747.20	56,430.40	59,259.20	62,212.80	65,332.80	66,976.00	68,660.80
			Monthly	4,062.93	4,265.73	4,478.93	4,702.53	4,938.27	5,184.40	5,444.40	5,581.33	5,721.73
			Hourly	23.4400	24.6100	25.8400	27.1300	28.4900	29.9100	31.4100	32.2000	33.0100

Attachment: CSD Resolution 2023-XX (6224 : FISCAL YEAR 2023/24 FIRST QUARTER OPERATING & CIP

**CITY OF MORENO VALLEY**

**SALARY SCALE - CAREER POSITIONS**  
EFFECTIVE 07/06/2024

TITLE	GRP	GRADE										
			A	B	C	D	E	F	G	H	I	
				5.0%	5.0%	5.0%	5.0%	5.0%	5.0%	2.5%	2.5%	
Senior Parking Control Officer	NE	C14	Annual	51,209.60	53,768.00	56,451.20	59,280.00	62,254.40	65,374.40	68,640.00	70,366.40	72,134.40
			Monthly	4,267.47	4,480.67	4,704.27	4,940.00	5,187.87	5,447.87	5,720.00	5,863.87	6,011.20
			Hourly	24.6200	25.8500	27.1400	28.5000	29.9300	31.4300	33.0000	33.8300	34.6800
Senior Parks Maintenance Technician	NE	C19	Annual	65,332.80	68,598.40	72,030.40	75,628.80	79,414.40	83,387.20	87,547.20	89,731.20	91,977.60
			Monthly	5,444.40	5,716.53	6,002.53	6,302.40	6,617.87	6,948.93	7,295.60	7,477.60	7,664.80
			Hourly	31.4100	32.9800	34.6300	36.3600	38.1800	40.0900	42.0900	43.1400	44.2200
Senior Payroll Technician	NE	C18	Annual	62,233.60	65,353.60	68,619.20	72,051.20	75,649.60	79,435.20	83,408.00	85,488.00	87,630.40
			Monthly	5,186.13	5,446.13	5,718.27	6,004.27	6,304.13	6,619.60	6,950.67	7,124.00	7,302.53
			Hourly	29.9200	31.4200	32.9900	34.6400	36.3700	38.1900	40.1000	41.1000	42.1300
Senior Permit Technician	NE	C20	Annual	68,598.40	72,030.40	75,628.80	79,414.40	83,387.20	87,547.20	91,915.20	94,203.20	96,553.60
			Monthly	5,716.53	6,002.53	6,302.40	6,617.87	6,948.93	7,295.60	7,659.60	7,850.27	8,046.13
			Hourly	32.9800	34.6300	36.3600	38.1800	40.0900	42.0900	44.1900	45.2900	46.4200
Senior Planner	PAM	C27	Annual	96,532.80	101,358.40	106,433.60	111,758.40	117,353.60	123,219.20	129,376.00	132,620.80	135,928.00
			Monthly	8,044.40	8,446.53	8,869.47	9,313.20	9,779.47	10,268.27	10,781.33	11,051.73	11,327.33
			Hourly	46.4100	48.7300	51.1700	53.7300	56.4200	59.2400	62.2000	63.7600	65.3500
Senior Risk Analyst	PAM	C27	Annual	96,532.80	101,358.40	106,433.60	111,758.40	117,353.60	123,219.20	129,376.00	132,620.80	135,928.00
			Monthly	8,044.40	8,446.53	8,869.47	9,313.20	9,779.47	10,268.27	10,781.33	11,051.73	11,327.33
			Hourly	46.4100	48.7300	51.1700	53.7300	56.4200	59.2400	62.2000	63.7600	65.3500
Senior Telecommunications Technician	NE	C22	Annual	75,628.80	79,414.40	83,387.20	87,547.20	91,915.20	96,512.00	101,337.60	103,875.20	106,475.20
			Monthly	6,302.40	6,617.87	6,948.93	7,295.60	7,659.60	8,042.67	8,444.80	8,656.27	8,872.93
			Hourly	36.3600	38.1800	40.0900	42.0900	44.1900	46.4000	48.7200	49.9400	51.1900
Senior Traffic Signal Technician	PAM	C23	Annual	79,435.20	83,408.00	87,588.80	91,977.60	96,574.40	101,400.00	106,475.20	109,137.60	111,862.40
			Monthly	6,619.60	6,950.67	7,299.07	7,664.80	8,047.87	8,450.00	8,872.93	9,094.80	9,321.87
			Hourly	38.1900	40.1000	42.1100	44.2200	46.4300	48.7500	51.1900	52.4700	53.7800
Special Districts Division Manager	DMG	C34	Annual	145,745.60	153,025.60	160,680.00	168,708.80	177,153.60	186,014.40	195,312.00	200,200.00	205,212.80
			Monthly	12,145.47	12,752.13	13,390.00	14,059.07	14,762.80	15,501.20	16,276.00	16,683.33	17,101.07
			Hourly	70.0700	73.5700	77.2500	81.1100	85.1700	89.4300	93.9000	96.2500	98.6600
Special Events & Facilities Division Manager	DMG	C30	Annual	111,758.40	117,353.60	123,219.20	129,376.00	135,844.80	142,646.40	149,780.80	153,524.80	157,372.80
			Monthly	9,313.20	9,779.47	10,268.27	10,781.33	11,320.40	11,887.20	12,481.73	12,793.73	13,114.40
			Hourly	53.7300	56.4200	59.2400	62.2000	65.3100	68.5800	72.0100	73.8100	75.6600
Storekeeper	NE	C14	Annual	51,209.60	53,768.00	56,451.20	59,280.00	62,254.40	65,374.40	68,640.00	70,366.40	72,134.40
			Monthly	4,267.47	4,480.67	4,704.27	4,940.00	5,187.87	5,447.87	5,720.00	5,863.87	6,011.20
			Hourly	24.6200	25.8500	27.1400	28.5000	29.9300	31.4300	33.0000	33.8300	34.6800
Strategic Initiatives Manager	DMG	C34	Annual	145,745.60	153,025.60	160,680.00	168,708.80	177,153.60	186,014.40	195,312.00	200,200.00	205,212.80
			Monthly	12,145.47	12,752.13	13,390.00	14,059.07	14,762.80	15,501.20	16,276.00	16,683.33	17,101.07
			Hourly	70.0700	73.5700	77.2500	81.1100	85.1700	89.4300	93.9000	96.2500	98.6600
Street Maintenance Supervisor	PAM	C25	Annual	87,568.00	91,956.80	96,553.60	101,379.20	106,454.40	111,779.20	117,374.40	120,307.20	123,323.20
			Monthly	7,297.33	7,663.07	8,046.13	8,448.27	8,871.20	9,314.93	9,781.20	10,025.60	10,276.93
			Hourly	42.1000	44.2100	46.4200	48.7400	51.1800	53.7400	56.4300	57.8400	59.2900

Attachment: CSD Resolution 2023-XX (6224 : FISCAL YEAR 2023/24 FIRST QUARTER OPERATING & CIP

**CITY OF MORENO VALLEY**

**SALARY SCALE - CAREER POSITIONS**  
EFFECTIVE 07/06/2024

TITLE	GRP	GRADE										
			A	B	C	D	E	F	G	H	I	
				5.0%	5.0%	5.0%	5.0%	5.0%	5.0%	5.0%	2.5%	2.5%
Telecommunications Engineer/Administrator	PAM	C29	Annual	106,412.80	111,737.60	117,332.80	123,198.40	129,355.20	135,824.00	142,625.60	146,182.40	149,843.20
			Monthly	8,867.73	9,311.47	9,777.73	10,266.53	10,779.60	11,318.67	11,885.47	12,181.87	12,486.93
			Hourly	51.1600	53.7200	56.4100	59.2300	62.1900	65.3000	68.5700	70.2800	72.0400
Telecommunications Technician	NE	C20	Annual	68,598.40	72,030.40	75,628.80	79,414.40	83,387.20	87,547.20	91,915.20	94,203.20	96,553.60
			Monthly	5,716.53	6,002.53	6,302.40	6,617.87	6,948.93	7,295.60	7,659.60	7,850.27	8,046.13
			Hourly	32.9800	34.6300	36.3600	38.1800	40.0900	42.0900	44.1900	45.2900	46.4200
Traffic Operations Supervisor	PAM	C26	Annual	91,936.00	96,532.80	101,358.40	106,433.60	111,758.40	117,353.60	123,219.20	126,297.60	129,459.20
			Monthly	7,661.33	8,044.40	8,446.53	8,869.47	9,313.20	9,779.47	10,268.27	10,524.80	10,788.27
			Hourly	44.2000	46.4100	48.7300	51.1700	53.7300	56.4200	59.2400	60.7200	62.2400
Traffic Signal Technician	NE	C22	Annual	75,628.80	79,414.40	83,387.20	87,547.20	91,915.20	96,512.00	101,337.60	103,875.20	106,475.20
			Monthly	6,302.40	6,617.87	6,948.93	7,295.60	7,659.60	8,042.67	8,444.80	8,656.27	8,872.93
			Hourly	36.3600	38.1800	40.0900	42.0900	44.1900	46.4000	48.7200	49.9400	51.1900
Traffic Sign/Marking Technician I	NE	C13	Annual	48,755.20	51,188.80	53,747.20	56,430.40	59,259.20	62,212.80	65,332.80	66,976.00	68,660.80
			Monthly	4,062.93	4,265.73	4,478.93	4,702.53	4,938.27	5,184.40	5,444.40	5,581.33	5,721.73
			Hourly	23.4400	24.6100	25.8400	27.1300	28.4900	29.9100	31.4100	32.2000	33.0100
Traffic Sign/Marking Technician II	NE	C15	Annual	53,768.00	56,451.20	59,280.00	62,254.40	65,374.40	68,640.00	72,072.00	73,881.60	75,732.80
			Monthly	4,480.67	4,704.27	4,940.00	5,187.87	5,447.87	5,720.00	6,006.00	6,156.80	6,311.07
			Hourly	25.8500	27.1400	28.5000	29.9300	31.4300	33.0000	34.6500	35.5200	36.4100
Utility Finance Manager	PAM	C28	Annual	101,358.40	106,433.60	111,758.40	117,353.60	123,219.20	129,376.00	135,844.80	139,235.20	142,708.80
			Monthly	8,446.53	8,869.47	9,313.20	9,779.47	10,268.27	10,781.33	11,320.40	11,602.93	11,892.40
			Hourly	48.7300	51.1700	53.7300	56.4200	59.2400	62.2000	65.3100	66.9400	68.6100
Vehicle/Equipment Technician	NE	C17	Annual	59,280.00	62,254.40	65,374.40	68,640.00	72,072.00	75,670.40	79,456.00	81,452.80	83,491.20
			Monthly	4,940.00	5,187.87	5,447.87	5,720.00	6,006.00	6,305.87	6,621.33	6,787.73	6,957.60
			Hourly	28.5000	29.9300	31.4300	33.0000	34.6500	36.3800	38.2000	39.1600	40.1400

Attachment: CSD Resolution 2023-XX (6224 : FISCAL YEAR 2023/24 FIRST QUARTER OPERATING & CIP

## RESOLUTION NO. HA 2023-XX

A RESOLUTION OF THE MORENO VALLEY HOUSING AUTHORITY (HA) OF THE CITY OF MORENO VALLEY, CALIFORNIA, ADOPTING THE REVISED OPERATING AND CAPITAL BUDGETS FOR FISCAL YEAR 2023/24 AND 2024/25

WHEREAS, the Chairman and Commissioners of the Moreno Valley Housing Authority approved the Operating and Capital Budgets for the City for Fiscal Year 2023/24 and 2024/25, a copy of which, as may have been amended by the Housing Authority's Chairman and Commissioners, is on file in the Office of the City Clerk and is available for public inspection; and

WHEREAS, the Housing Authority approves amendments to the budgets throughout the fiscal year and such prior amendments are reflected within the current amended budget and further ratified as part of the adoption of the quarterly budget amendments; and

WHEREAS, the City Manager has heretofore submitted to the Chairman and Commissioners of the Moreno Valley Housing Authority proposed amendments to the Operating and Capital Budgets for the Housing Authority for Fiscal Year 2023/24 and 2024/25, a copy of which, as may have been amended by the Housing Authority Chairman and Commissioners is on file in the Office of the City Clerk and is available for public inspection; and

WHEREAS, the said proposed amendments to the Operating and Capital Budgets contain estimates of the services, activities and projects comprising the budget, and contain expenditure requirements and the resources available to the Housing Authority; and

WHEREAS, the said proposed amendments to the Operating and Capital Budgets contain the estimates of uses of fund balance as required to stabilize the delivery of Housing Authority services during periods of operational deficits; and

WHEREAS, the Chairman and Commissioners have made such revisions to the proposed amended Operating and Capital Budgets as so desired; and

WHEREAS, the amended Operating and Capital Budgets, as herein approved, will enable the Housing Authority to make adequate financial plans and will ensure that Housing Authority officers can administer their respective functions in accordance with such plans.

NOW, THEREFORE, THE MORENO VALLEY HOUSING AUTHORITY OF THE CITY OF MORENO VALLEY, CALIFORNIA, DOES HEREBY RESOLVE AS FOLLOWS:

1  
Resolution No. HA 2023-XX  
Date Adopted: November 7, 2023

1. The proposed amendments to the Operating and Capital Budgets, attached as Exhibit A and as on file in the Office of the City Clerk, and as may have been amended by the Housing Authority Chairman and Commissioners, is hereby approved and adopted as the annual Operating and Capital Budgets of the Moreno Valley Housing Authority for the Fiscal Year 2023/24 and 2024/25.
2. The Proposed Amendments to the City Position Summary, included as Exhibit B to this Resolution, and on file in the Office of the City Clerk, and as may have been amended by the Housing Authority Chairman and Commissioners, is hereby adopted as part of the Approved City Position Summary of the City of Moreno Valley for Fiscal Year 2023/24 and 2024/25.
3. The Proposed Amendments to the Career Positions Salary Schedule, included as Exhibit C to this Resolution, and on file in the Office of the City Clerk, and as may have been amended by the Housing Authority Chairman and Commissioners, is hereby adopted as part of the Approved Career Positions Salary Schedule of the City of Moreno Valley for Fiscal Year 2023/24 and 2024/25.
4. The amounts of proposed expenditures, which include the uses of fund balance specified in the approved budget, are hereby appropriated for the various budget programs and units for said fiscal year.
5. Within fifteen (15) days after the adoption of this Resolution, the City Clerk shall certify to the adoption hereof and, as so certified, cause a copy to be posted in at least three (3) public places within the City.

BE IT FURTHER RESOLVED that this Resolution shall take effect immediately upon its adoption.

2  
Resolution No. HA 2023-XX  
Date Adopted: November 7, 2023



APPROVED AND ADOPTED this 7th day of November, 2023.

\_\_\_\_\_  
Mayor of the City of Moreno Valley,  
Acting in the capacity of Chairman of the  
Moreno Valley Housing Authority

ATTEST:

\_\_\_\_\_  
City Clerk, acting in the capacity of  
Secretary of the Moreno Valley  
Housing Authority

APPROVED AS TO FORM:

\_\_\_\_\_  
City Attorney, acting in the capacity  
of General Counsel of the Moreno  
Valley Housing Authority

3  
Resolution No. HA 2023-XX  
Date Adopted: November 7, 2023

Attachment: HA Resolution 2023-XX (6224 : FISCAL YEAR 2023/24 FIRST QUARTER OPERATING & CIP BUDGET REVIEW AND APPROVAL OF

**RESOLUTION JURAT**

STATE OF CALIFORNIA     )  
COUNTY OF RIVERSIDE    ) ss.  
CITY OF MORENO VALLEY    )

I, Jane Halstead, Secretary of the Moreno Valley Housing Authority of the City of Moreno Valley, California, do hereby certify that Resolution No. HA 2023-XX was duly and regularly adopted by the Commissioners of the Moreno Valley Housing Authority at a regular meeting held on the 7th day of November, 2023, by the following vote:

AYES:

NOES:

ABSENT:

ABSTAIN:

(Agency members, Vice Chairman and Chairman)

\_\_\_\_\_  
SECRETARY

(SEAL)

4  
Resolution No. HA 2023-XX  
Date Adopted: November 7, 2023

Attachment: HA Resolution 2023-XX (6224 : FISCAL YEAR 2023/24 FIRST QUARTER OPERATING & CIP BUDGET REVIEW AND APPROVAL OF

**CITY OF MORENO VALLEY  
GENERAL FUND  
FY 2023/24 Proposed Amendments**

Department	Fund	Account Description	General Ledger Account	Project	Fiscal Year 2023/24 Amended Budget	Proposed Amendment	Revised Budget	Description - Proposed Adjustment
Public Works	1010	Transfers in - from EQUIP REPLACEMENT (FURN & EQUIP)	1010-99-99-91010-807510		\$ 1,150,490	\$ 37,691	\$ 1,188,181	Projected expenses
Public Works	1010	Transfers in - from EQUIP REPLACEMENT (FURN & EQUIP)	1010-99-99-91010-807510		1,150,490	16,131	\$ 1,166,621	Projected expenses
Financial & Management Services	1010	Transfers in - from EQUIP REPLACEMENT (FURN & EQUIP)	1010-99-99-91010-807510		1,150,490	60,000	\$ 1,210,490	Budget true-up
<b>REVENUE TOTAL</b>					<b>\$ 3,451,470</b>	<b>\$ 113,822</b>	<b>\$ 3,565,292</b>	

Department	Fund	Account Description	General Ledger Account	Project	Fiscal Year 2023/24 Amended Budget	Proposed Amendment	Revised Budget	Description - Proposed Adjustment
Public Works	1010	Mach-Equip-Repl - Furn & Equip	1010-70-40-45370-660320		\$ -	\$ 37,691	\$ 37,691	Projected expenses
Public Works	1010	Mach-Equip-Repl - Furn & Equip	1010-70-76-45111-660320		-	16,131	16,131	Projected expenses
Public Works	1010	Contractual Svcs - Other	1010-70-78-45311-625099		-	60,000	60,000	Projected expenses
<b>EXPENSE TOTAL</b>					<b>\$ -</b>	<b>\$ 113,822</b>	<b>\$ 113,822</b>	

**CITY OF MORENO VALLEY  
NON-GENERAL FUND  
FY 2023/2024 Proposed Amendments**

Department	Fund	Account Description	General Ledger Account	Project	Fiscal Year 2023/24 Amended Budget	Proposed Amendment	Revised Budget	Description - Proposed Adjustment
Public Works	2008	Parcel Fees	2008-99-99-92008-500800		\$ 764,679	\$ 199,349	964,028	Projected revenues
Community Development	2300	Other Grant-Operating Revenue	2300-20-38-73313-489000		32,232	1,040	33,272	PETCO Grant
Public Works	2301	Fed Reimb-Capital	2301-99-99-92301-482020	802 0006	8,107,173	943,371	9,050,544	Budget true-up
Financial & Management Services	2902	Transfers in - from DIF TRAFFIC SIGNAL CAPITAL PRO	2902-99-95-92902-803302		-	70,795	70,795	Budget true-up
Public Works	3000	Transfers in - from DIF - CITY HALL	3000-99-99-93000-802909		750,000	160,000	910,000	Budget true-up
Public Works	3000	Transfers in - from DIF - CORPORATE YARD	3000-99-99-93000-802910		1,100,000	(600,000)	500,000	Budget true-up
Public Works	3000	Transfers in - from FACILITIES REPLACEMENT RESERVE	3000-99-99-93000-807330		1,308,705	(808,705)	500,000	Budget true-up
Public Works	3002	Reimbursement Agreement	3002-99-99-93002-500600	801 0100	11,492,831	50,000	11,542,831	Budget true-up
Parks & Community Services	3006	Transfers in - from ZONE "A" PARKS FUND	3006-99-99-93006-805011		-	6,000,000	6,000,000	Reallocation of budget
Public Works	3015	Transfers in - from DIF - PARK IMPROVEMENTS	3015-99-99-93015-802905		645,325	(585,325)	60,000	Budget true-up
Public Works	3016	Transfers in - from QUIMBY IN-LIEU PARK FEES	3016-99-99-93016-802019		295,000	(155,000)	140,000	Budget true-up
Public Works	6011	Transfers in - within cat ELECTRIC FUND	6011-99-99-96011-826010		-	1,500,000	1,500,000	Budget true-up
<b>REVENUE TOTAL</b>					<b>\$ 24,495,945</b>	<b>\$ 6,775,525</b>	<b>\$ 31,271,470</b>	

Public Works	2000	CIP Other	2000-70-77-80001-720199	801 0090-2000A	6,618,414	1,073,443	\$ 7,691,857	Budget true-up
Financial & Management Services	2006	Salaries-Council - CSD Mtgs	2006-30-79-25701-611410		-	24,000	24,000	Projected expenses
Public Works	2019	Transfers to PCS CAP PROJECT (QUIMBY)	2019-99-99-92019-903016		295,000	(155,000)	140,000	Budget true-up
Community Development	2300	Professional Svcs - Veterinary Svcs	2300-20-38-73313-620250		22,820	34	22,854	PETCO Grant
Public Works	2905	Transfers to PCS CAP PROJECT (PARK IMPROVEMENTS)	2905-99-95-92905-903015		645,325	(585,325)	60,000	Budget true-up
Public Works	2909	Transfers to FACILITY CONST FUND	2909-99-95-92909-903000		750,000	160,000	910,000	Projected expenses
Public Works	2910	Transfers to FACILITY CONST FUND	2910-99-95-92910-903000		1,100,000	(600,000)	500,000	Budget true-up
Public Works	3000	CIP Other	3000-70-40-80003-720199	803 0064	6,675,478	160,000	6,835,478	Projected expenses
Parks & Community Services	3006	CIP Other	3006-50-57-80007-720199	807 0060	98,460	6,000,000	6,098,460	Reallocation of budget
Financial & Management Services	3302	Transfers to DIF - TRAFFIC SIGNALS	3302-99-99-93302-902902		-	70,795	70,795	Budget true-up
Financial & Management Services	3715	Bond/Lease Issuance Costs	3715-99-90-93715-670510		-	206,441	206,441	Projected expenses
Parks & Community Services	5011	CIP Other	5011-50-57-80007-720199	807 0060	6,000,000	(6,000,000)	-	Reallocation of budget
Parks & Community Services	5011	Transfers to PARKS & RECREATION CAP PROJ FD	5011-99-99-95011-903006		-	6,000,000	6,000,000	Reallocation of budget
Parks & Community Services	5113	CIP Other	5113-50-57-80003-720199	803 0031	60,000	34,430	94,430	Projected expenses
Public Works	6010	Salaries-Regular	6010-70-80-45510-611110		1,231,637	15,837	1,247,474	Projected expenses

Attachment: HA Resolution 2023-XX (6224 : FISCAL YEAR 2023/24 FIRST QUARTER OPERATING & CIP

**CITY OF MORENO VALLEY  
NON-GENERAL FUND  
FY 2023/2024 Proposed Amendments**

Department	Fund	Account Description	General Ledger Account	Project	Fiscal Year 2023/24 Amended Budget	Proposed Amendment	Revised Budget	Description - Proposed Adjustment
Public Works	6010	Salaries-Regular	6010-70-80-45510-611110		1,231,637	12,433	1,244,070	Projected expenses
Public Works	6010	Transfers to - within cat ELECTRIC - RESTRICTED ASSETS	6010-99-99-96010-926011		-	1,500,000	1,500,000	Budget true-up
Public Works	6010	Oper Mtrls - Furn & Equip	6010-70-80-45510-630330		-	250,000	250,000	Projected expenses
Public Works	6012	Professional Svcs - Other	6012-70-80-45511-620299		25,000	75,000	100,000	Projected expenses
Public Works	7330	Transfers to FACILITY CONST FUND	7330-99-99-97330-903000		1,308,705	(808,705)	500,000	Budget true-up
Public Works	7510	Transfers to GENERAL FUND	7510-99-97-88120-901010		-	37,691	37,691	Projected expenses
Public Works	7510	Transfers to GENERAL FUND	7510-99-97-88190-901010		1,150,490	16,131	1,166,621	Projected expenses
Financial & Management Services	7510	Transfers to GENERAL FUND	7510-99-97-88190-901010		1,150,490	60,000	1,210,490	Budget true-up
Economic Development	8884	Professional Svcs - Other	8884-22-25-20601-620299		-	32,000	32,000	Projected expenses
<b>EXPENSE TOTAL</b>					<b>\$ 28,363,456</b>	<b>\$ 7,579,205</b>	<b>\$ 35,942,661</b>	

**CITY OF MORENO VALLEY  
NON-GENERAL FUND  
FY 2024/25 Proposed Amendments**

Department	Fund	Account Description	General Ledger Account	Project	Fiscal Year 2024/25 Amended Budget	Proposed Amendment	Revised Budget	Description - Proposed Adjustment
Public Works	3000	Transfers in - from DIF - CORPORATE YARD	3000-99-99-93000-802910		\$ 5,400,000	\$ (600,000)	\$ 4,800,000	Budget true-up
Public Works	3000	Transfers in - from FACILITIES REPLACEMENT RESERVE	3000-99-99-93000-807330		808,705	(808,705)	-	Budget true-up
Public Works	3002	Reimbursement Agreement	3002-99-99-93002-500600	801 0100-3002	-	50,000	50,000	Projected revenues
Public Works	3015	Transfers in - from DIF - PARK IMPROVEMENTS	3015-99-99-93015-802905		655,325	(585,325)	70,000	Budget true-up
Public Works	3016	Transfers in - from QUIMBY IN-LIEU PARK FEES	3016-99-99-93016-802019		283,000	(155,000)	128,000	Budget true-up
<b>REVENUE TOTAL</b>					<b>\$ 7,147,030</b>	<b>\$ (2,099,030)</b>	<b>\$ 5,048,000</b>	

Department	Fund	Account Description	General Ledger Account	Project	Fiscal Year 2024/25 Amended Budget	Proposed Amendment	Revised Budget	Description - Proposed Adjustment
Public Works	2019	Transfers to PCS CAP PROJECT (QUIMBY)	2019-99-99-92019-903016		\$ 283,000	\$ (155,000)	\$ 128,000	Budget true-up
Public Works	2905	Transfers to PCS CAP PROJECT (PARK IMPROVEMENTS)	2905-99-95-92905-903015		655,325	(585,325)	70,000	Budget true-up
Public Works	2910	Transfers to FACILITY CONST FUND	2910-99-95-92910-903000		5,400,000	(600,000)	4,800,000	Budget true-up
Public Works	6010	Salaries-Regular	6010-70-80-45510-611110		1,326,007	17,656	1,343,663	Projected expenses
Public Works	6010	Salaries-Regular	6010-70-80-45510-611110		1,326,007	13,815	1,339,822	Projected expenses
Public Works	7330	Transfers to FACILITY CONST FUND	7330-99-99-97330-903000		808,705	(808,705)	-	Budget true-up
<b>EXPENSE TOTAL</b>					<b>\$ 9,799,044</b>	<b>\$ (2,117,559)</b>	<b>\$ 7,681,485</b>	

Attachment: HA Resolution 2023-XX (6224 : FISCAL YEAR 2023/24 FIRST QUARTER OPERATING & CIP

**CITY OF MORENO VALLEY  
NON-GENERAL FUND  
FY 2023/24 Ratification Amendments**

Department	Fund	Account Description	General Ledger Account	Project	Amendment	Description - Ratification
Community Development	2300	State Grant-Operating Revenue	2300-20-38-73312-486000		\$ 4,000	Projected revenues
Financial & Management Services	2300	State Grant-Operating Revenue	2300-30-34-72208-486000		(45,450)	Grant true-up
Financial & Management Services	2300	Fed Grant-Operating Revenue	2300-30-36-72207-485000		182,077	Projected revenues
Financial & Management Services	2300	Fed Grant-Operating Revenue	2300-30-36-72207-485000	ERAP 2	14,994	Projected revenues
Financial & Management Services	2300	Fed Grant-Operating Revenue	2300-30-36-72207-485000	ERAP 2	17,137	Projected revenues
Community Development	4016	Donations	4016-20-38-18211-580200		9,403	Projected revenues
Public Works	6012	Public Purpose Programs	6012-70-80-45511-560070		(3,200,000)	Budget true-up
Public Works	6012	MVU Public Purpose Programs	6012-70-80-45511-561456		3,200,000	Budget true-up
<b>REVENUE TOTAL</b>					<b>\$ 182,161</b>	

Department	Fund	Account Description	General Ledger Account	Project	Amendment	Description - Ratification
Community Development	2300	Professional Svcs - Veterinary Svcs	2300-20-38-73312-620250		\$ 4,000	Projected expenses
Financial & Management Services	2300	Marketing Svcs - Advertising	2300-30-34-72208-620610		(23,967)	Grant true-up
Financial & Management Services	2300	Oper Suppl - Other	2300-30-34-72208-630299		(21,483)	Grant true-up
Financial & Management Services	2300	Salaries-Reimbursable (In/Out)	2300-30-36-72207-611510	ERAP 2	17,137	Projected revenues
Financial & Management Services	2300	Housing Programs	2300-30-36-72207-732101	ERAP 2	182,077	Projected expenses
Financial & Management Services	2300	Housing Programs	2300-30-36-72207-732101	ERAP 2	14,994	Projected expenses
Public Works	3002	CIP Other	3002-70-77-80001-720199	801 0099	(50,000)	Budget true-up
Public Works	3002	CIP Other	3002-70-77-80001-720199	801 0100	(50,000)	Budget true-up
Public Works	3002	CIP Other	3002-70-78-80001-720199	801 0100	100,000	Budget true-up
Community Development	4016	Oper Mtrls - Furn & Equip	4016-20-38-18211-630330		9,403	Projected expenses
<b>EXPENSE TOTAL</b>					<b>\$ 182,161</b>	

City of Moreno Valley  
 FY 2023/24 - 2024/25  
 City Position Summary

Position Title	Adopted Qtrly					
	FY 2022/23	FY 2023/24	FY 2023/24	FY 2023/24	FY 2024/25	FY 2024/25
	No.	Adj.	Adj.	No.	Adj.	No.
Accountant I	1	-	-	1	-	1
Accountant II	1	-	-	1	-	1
Accounting Assistant	3	(1)	-	2	-	2
Accounting Technician	1	-	-	1	-	1
Accounts Payable Supervisor	1	-	-	1	-	1
Administrative Assistant	7	3	-	10	-	10
Animal Care Technician	5	-	-	5	-	5
Animal Care Technician Supervisor	1	-	-	1	-	1
Animal Control Officer	6	-	-	6	-	6
Animal Rescue Coordinator	1	-	-	1	-	1
Animal Services Assistant	4	-	-	4	-	4
Animal Services Dispatcher	1	-	-	1	-	1
Animal Services Division Manager	1	-	-	1	-	1
Animal Services Field Supervisor	1	-	-	1	-	1
Animal Services License Inspector	1	-	-	1	-	1
Animal Services Office Supervisor	1	-	-	1	-	1
Applications & Database Administrator	1	-	-	1	-	1
Applications Analyst	1	1	-	2	-	2
Assistant City Manager (Administration)	1	-	-	1	-	1
Assistant City Manager (Development)	1	-	-	1	-	1
Assistant to the City Manager	1	-	-	1	-	1
Assistant Crossing Guard Supervisor	1	-	-	1	-	1
Assistant Engineer	2	-	-	2	-	2
Assistant Network Administrator	1	-	-	1	-	1
Associate Engineer I	2	-	-	2	-	2
Associate Engineer II	3	-	-	3	-	3
Associate Planner	4	-	-	4	-	4
Audio Visual Technician	2	-	-	2	-	2
Banquet Facility Representative	1	-	-	1	-	1
Building Division Manager/Official	1	-	-	1	-	1
Building Inspector II	4	(1)	-	3	-	3
Building Safety Supervisor	1	-	-	1	-	1
Business License Liaison	1	-	-	1	-	1
Chief Financial Officer	-	1	-	1	-	1
Child Care Assistant	4	-	-	4	-	4
Child Care Instructor II	4	-	-	4	-	4
Child Care Program Manager	1	-	-	1	-	1
Child Care Site Supervisor	4	-	-	4	-	4
City Clerk	1	-	-	1	-	1
City Manager	1	-	-	1	-	1
Community Development Director	1	-	-	1	-	1
Community Enhancement Division Manager	1	-	-	1	-	1
Community Enhancement Officer I	6	-	-	6	-	6
Community Enhancement Officer II	3	-	-	3	-	3
Community Enhancement Supervisor	1	-	-	1	-	1
Community Services Assistant Coordinator	4	-	-	4	-	4
Community Services Coordinator	4	-	-	4	-	4
Community Services Division Manager	-	1	-	1	-	1
Community Services Superintendent	1	(1)	-	-	-	-
Community Services Supervisor	4	-	-	4	-	4
Construction Inspector	2	-	-	2	-	2
Construction Inspector Supervisor	1	-	-	1	-	1
Crossing Guard	35	-	-	35	-	35
Crossing Guard Supervisor	1	-	-	1	-	1
Customer Service Manager	-	1	-	1	-	1
Deputy City Clerk	1	-	-	1	-	1

Attachment: HA Resolution 2023-XX (6224 : FISCAL YEAR 2023/24 FIRST QUARTER OPERATING & CIP BUDGET REVIEW AND APPROVAL OF

City of Moreno Valley  
 FY 2023/24 - 2024/25  
 City Position Summary

Position Title	Adopted Qtrly					
	FY	FY	FY	FY	FY	FY
	2022/23	2023/24	2023/24	2023/24	2024/25	2024/25
No.	Adj.	Adj.	No.	Adj.	No.	
Deputy City Manager	1	-	-	1	-	1
Deputy Compliance Director	-	1	-	1	-	1
Deputy Finance Director	1	-	-	1	-	1
Economic Development Division Manager	2	-	-	2	-	2
Economic Development & Housing Director	-	1	-	1	-	1
Electric Utility Assistant Manager	-	-	1	1	-	1
Electric Utility Chief Engineer	1	-	(1)	-	-	-
Electric Utility Division Manager	1	-	-	1	-	1
Electric Utility Program Coordinator	1	-	-	1	-	1
Emergency Management Coordinator	-	-	2	2	-	2
Emergency Management & Volunteer Services Program Manager	1	-	-	1	-	1
Emergency Management & Volunteer Services Program Specialist	1	-	(1)	-	-	-
Engineering Division Manager/Assistant City Engineer	1	-	-	1	-	1
Enterprise Systems Administrator	1	-	-	1	-	1
Equipment Operator	6	-	-	6	-	6
Executive Assistant I	5	-	-	5	-	5
Executive Assistant to Mayor/City Council	1	-	-	1	-	1
Facilities Maintenance Mechanic	1	-	-	1	-	1
Facilities Maintenance Worker	3	-	-	3	-	3
Financial Operations Division Manager	1	-	-	1	-	1
Financial Resources Division Manager	1	-	-	1	-	1
Fleet & Facilities Division Manager	-	1	-	1	-	1
Fleet & Facilities Maintenance Supervisor	1	-	-	1	-	1
GIS Administrator	1	-	-	1	-	1
GIS Applications Analyst	1	-	-	1	-	1
GIS Specialist	1	-	-	1	-	1
Grants Division Manager	1	-	-	1	-	1
Grants Program Manager	1	-	(1)	-	-	-
Human Resources Analyst	1	-	-	1	-	1
Human Resources Director	-	1	-	1	-	1
Human Resources Division Manager	1	-	-	1	-	1
Human Resources Technician	-	2	-	2	-	2
Information Technology Technician	2	-	-	2	-	2
Landscape Services Inspector	2	-	-	2	-	2
Lead Facilities Maintenance Worker	1	-	-	1	-	1
Lead Maintenance Worker	4	-	-	4	-	4
Lead Parks Maintenance Worker	7	-	-	7	-	7
Lead Traffic Sign/Marking Technician	2	-	-	2	-	2
Lead Vehicle/Equipment Technician	1	-	-	1	-	1
Maintenance & Operations Division Manager	1	-	-	1	-	1
Maintenance Worker I/II	27	-	-	27	-	27
Maintenance Worker/Work Release Coordinator	1	-	-	1	-	1
Management Aide	7	-	-	7	-	7
Management Analyst	8	(1)	-	7	-	7
Management Assistant	8	4	(2)	10	-	10
Media & Communications Division Manager	1	-	-	1	-	1
Network Administrator	1	-	-	1	-	1
Network & Systems Specialist	1	-	-	1	-	1
Paralegal	1	-	-	1	-	1
Park Ranger	4	-	-	4	-	4
Parking Control Officer	2	-	-	2	-	2
Parks & Community Services Administration & Financial Services Division Manager	-	1	-	1	-	1
Parks & Community Services Deputy Director	1	(1)	-	-	-	-
Parks & Community Services Director	1	-	-	1	-	1
Parks & Landscape Services Division Manager	1	-	-	1	-	1
Parks Maintenance Supervisor	2	-	-	2	-	2
Parks Maintenance Worker	18	-	-	18	-	18
Parks Project Manager	1	-	-	1	-	1
Payroll Supervisor	1	-	-	1	-	1
Permit Technician	4	-	-	4	-	4
Planning Division Manager/Official	1	-	-	1	-	1

Attachment: HA Resolution 2023-XX (6224 : FISCAL YEAR 2023/24 FIRST QUARTER OPERATING & CIP BUDGET REVIEW AND APPROVAL OF

City of Moreno Valley  
 FY 2023/24 - 2024/25  
 City Position Summary

Position Title	Adopted Qtrly					
	FY 2022/23	FY 2023/24	FY 2023/24	FY 2023/24	FY 2024/25	FY 2024/25
	No.	Adj.	Adj.	No.	Adj.	No.
Power Supply Manager	-	-	1	1	-	1
Principal Accountant	1	-	-	1	-	1
Principal Engineer	2	-	-	2	-	2
Principal Engineer/City Traffic Engineer	1	-	-	1	-	1
Principal Planner	1	-	-	1	-	1
Program Analyst	-	-	1	1	-	1
Public Information/Intergovernmental Relations Officer	1	-	-	1	-	1
Public Safety Contracts Administrator	1	-	-	1	-	1
Purchasing Division Manager	1	-	-	1	-	1
Public Works Director/City Engineer	1	-	-	1	-	1
Recycling Specialist	1	1	-	2	-	2
Registered Veterinary Technician	1	-	-	1	-	1
Resource Analyst	-	1	(1)	-	-	-
Security Guard	2	-	-	2	-	2
Senior Accountant	4	-	-	4	-	4
Senior Administrative Assistant	13	(1)	-	12	-	12
Senior Applications Analyst	1	1	-	2	-	2
Senior Building Inspector	-	1	-	1	-	1
Senior Community Enhancement Officer	2	-	-	2	-	2
Senior Construction Inspector	2	-	-	2	-	2
Senior Deputy City Clerk	1	-	-	1	-	1
Senior Electrical Engineer	1	-	-	1	-	1
Senior Engineer, P.E.	5	-	-	5	-	5
Senior Equipment Operator	1	-	-	1	-	1
Senior Graphics Designer	1	-	-	1	-	1
Senior Human Resources Analyst	1	-	-	1	-	1
Senior Landscape Services Inspector	1	-	-	1	-	1
Senior Management Analyst	12	3	1	16	-	16
Senior Office Assistant	3	-	-	3	-	3
Senior Parking Control Officer	1	-	-	1	-	1
Senior Parks Maintenance Technician	2	-	-	2	-	2
Senior Payroll Technician	1	-	-	1	-	1
Senior Permit Technician	3	-	-	3	-	3
Senior Planner	1	-	-	1	-	1
Senior Risk Analyst	-	1	-	1	-	1
Senior Telecommunications Technician	1	-	-	1	-	1
Senior Traffic Signal Technician	1	-	-	1	-	1
Special Districts Division Manager	1	-	-	1	-	1
Special Events & Facilities Division Manager	1	-	-	1	-	1
Storekeeper	1	1	-	2	-	2
Strategic Initiatives Manager	1	-	-	1	-	1
Street Maintenance Supervisor	2	-	-	2	-	2
Telecommunications Engineer/Administrator	1	-	-	1	-	1
Telecommunications Technician	1	-	-	1	-	1
Traffic Operations Supervisor	1	-	-	1	-	1
Traffic Signal Technician	2	-	-	2	-	2
Traffic Sign/Marking Technician I	1	-	-	1	-	1
Traffic Sign/Marking Technician II	2	-	-	2	-	2
Utility Finance Manager	-	1	-	1	-	1
Vehicle/Equipment Technician	3	-	-	3	-	3
<b>Total</b>	<b>380</b>	<b>22</b>	<b>-</b>	<b>402</b>	<b>-</b>	<b>402</b>

Note: Excludes City Council Members, Planning Commissioners and temporary positions.

Per Municipal Code 2.18.010, the Planning Commission shall consist of seven members who shall receive such compensation as may be established from time to time by resolution of the City Council.

Attachment: HA Resolution 2023-XX (6224 : FISCAL YEAR 2023/24 FIRST QUARTER OPERATING & CIP BUDGET REVIEW AND APPROVAL OF



**CITY OF MORENO VALLEY**

**SALARY SCALE - CAREER POSITIONS**  
EFFECTIVE 11/07/23

TITLE	GRP	GRADE										
			A	B	C	D	E	F	G	H	I	
			5.0%		5.0%	5.0%	5.0%	5.0%	5.0%	2.5%	2.5%	
Accountant I	NE	C22	Annual	71,344.00	74,921.60	78,665.60	82,596.80	86,736.00	91,083.20	95,638.40	98,030.40	100,484.80
			Monthly	5,945.33	6,243.47	6,555.47	6,883.07	7,228.00	7,590.27	7,969.87	8,169.20	8,373.73
			Hourly	34.3000	36.0200	37.8200	39.7100	41.7000	43.7900	45.9800	47.1300	48.3100
Accountant II	PAM	C24	Annual	78,665.60	82,596.80	86,736.00	91,083.20	95,638.40	100,422.40	105,435.20	108,076.80	110,780.80
			Monthly	6,555.47	6,883.07	7,228.00	7,590.27	7,969.87	8,368.53	8,786.27	9,006.40	9,231.73
			Hourly	37.8200	39.7100	41.7000	43.7900	45.9800	48.2800	50.6900	51.9600	53.2600
Accounting Assistant	NE	C14	Annual	48,297.60	50,710.40	53,248.00	55,910.40	58,697.60	61,630.40	64,708.80	66,331.20	67,995.20
			Monthly	4,024.80	4,225.87	4,437.33	4,659.20	4,891.47	5,135.87	5,392.40	5,527.60	5,666.27
			Hourly	23.2200	24.3800	25.6000	26.8800	28.2200	29.6300	31.1100	31.8900	32.6900
Accounting Technician	NE	C17	Annual	55,910.40	58,697.60	61,630.40	64,708.80	67,953.60	71,344.00	74,921.60	76,793.60	78,707.20
			Monthly	4,659.20	4,891.47	5,135.87	5,392.40	5,662.80	5,945.33	6,243.47	6,399.47	6,558.93
			Hourly	26.8800	28.2200	29.6300	31.1100	32.6700	34.3000	36.0200	36.9200	37.8400
Accounts Payable Supervisor	NE	C22	Annual	71,344.00	74,921.60	78,665.60	82,596.80	86,736.00	91,083.20	95,638.40	98,030.40	100,484.80
			Monthly	5,945.33	6,243.47	6,555.47	6,883.07	7,228.00	7,590.27	7,969.87	8,169.20	8,373.73
			Hourly	34.3000	36.0200	37.8200	39.7100	41.7000	43.7900	45.9800	47.1300	48.3100
Administrative Assistant	NE	C16	Annual	53,248.00	55,910.40	58,697.60	61,630.40	64,708.80	67,953.60	71,344.00	73,132.80	74,963.20
			Monthly	4,437.33	4,659.20	4,891.47	5,135.87	5,392.40	5,662.80	5,945.33	6,094.40	6,246.93
			Hourly	25.6000	26.8800	28.2200	29.6300	31.1100	32.6700	34.3000	35.1600	36.0400
Animal Care Technician	NE	C11	Annual	41,724.80	43,804.80	45,988.80	48,297.60	50,710.40	53,248.00	55,910.40	57,304.00	58,739.20
			Monthly	3,477.07	3,650.40	3,832.40	4,024.80	4,225.87	4,437.33	4,659.20	4,775.33	4,894.93
			Hourly	20.0600	21.0600	22.1100	23.2200	24.3800	25.6000	26.8800	27.5500	28.2400
Animal Care Technician Supervisor	PAM	C21	Annual	67,953.60	71,344.00	74,921.60	78,665.60	82,596.80	86,736.00	91,083.20	93,350.40	95,680.00
			Monthly	5,662.80	5,945.33	6,243.47	6,555.47	6,883.07	7,228.00	7,590.27	7,779.20	7,973.33
			Hourly	32.6700	34.3000	36.0200	37.8200	39.7100	41.7000	43.7900	44.8800	46.0000
Animal Control Officer	NE	C15	Annual	50,710.40	53,248.00	55,910.40	58,697.60	61,630.40	64,708.80	67,953.60	69,659.20	71,406.40
			Monthly	4,225.87	4,437.33	4,659.20	4,891.47	5,135.87	5,392.40	5,662.80	5,804.93	5,950.53
			Hourly	24.3800	25.6000	26.8800	28.2200	29.6300	31.1100	32.6700	33.4900	34.3300
Animal Rescue Coordinator	NE	C11	Annual	41,724.80	43,804.80	45,988.80	48,297.60	50,710.40	53,248.00	55,910.40	57,304.00	58,739.20
			Monthly	3,477.07	3,650.40	3,832.40	4,024.80	4,225.87	4,437.33	4,659.20	4,775.33	4,894.93
			Hourly	20.0600	21.0600	22.1100	23.2200	24.3800	25.6000	26.8800	27.5500	28.2400
Animal Services Assistant	NE	C10	Annual	39,728.00	41,724.80	43,804.80	45,988.80	48,297.60	50,710.40	53,248.00	54,579.20	55,952.00
			Monthly	3,310.67	3,477.07	3,650.40	3,832.40	4,024.80	4,225.87	4,437.33	4,548.27	4,662.67
			Hourly	19.1000	20.0600	21.0600	22.1100	23.2200	24.3800	25.6000	26.2400	26.9000
Animal Services Dispatcher	NE	C10	Annual	39,728.00	41,724.80	43,804.80	45,988.80	48,297.60	50,710.40	53,248.00	54,579.20	55,952.00
			Monthly	3,310.67	3,477.07	3,650.40	3,832.40	4,024.80	4,225.87	4,437.33	4,548.27	4,662.67
			Hourly	19.1000	20.0600	21.0600	22.1100	23.2200	24.3800	25.6000	26.2400	26.9000
Animal Services Division Manager	DMG	C30	Annual	105,414.40	110,676.80	116,209.60	122,012.80	128,107.20	134,513.60	141,232.00	144,768.00	148,387.20
			Monthly	8,784.53	9,223.07	9,684.13	10,167.73	10,675.60	11,209.47	11,769.33	12,064.00	12,365.60
			Hourly	50.6800	53.2100	55.8700	58.6600	61.5900	64.6700	67.9000	69.6000	71.3400

Attachment: HA Resolution 2023-XX (6224 : FISCAL YEAR 2023/24 FIRST QUARTER OPERATING & CIP

**CITY OF MORENO VALLEY**

**SALARY SCALE - CAREER POSITIONS**  
EFFECTIVE 11/07/23

TITLE	GRP	GRADE										
			A	B	C	D	E	F	G	H	I	
			5.0%		5.0%	5.0%	5.0%	5.0%	5.0%	2.5%	2.5%	
Animal Services Field Supervisor	PAM	C22	Annual	71,344.00	74,921.60	78,665.60	82,596.80	86,736.00	91,083.20	95,638.40	98,030.40	100,484.80
			Monthly	5,945.33	6,243.47	6,555.47	6,883.07	7,228.00	7,590.27	7,969.87	8,169.20	8,373.73
			Hourly	34.3000	36.0200	37.8200	39.7100	41.7000	43.7900	45.9800	47.1300	48.3100
Animal Services License Inspector	NE	C11	Annual	41,724.80	43,804.80	45,988.80	48,297.60	50,710.40	53,248.00	55,910.40	57,304.00	58,739.20
			Monthly	3,477.07	3,650.40	3,832.40	4,024.80	4,225.87	4,437.33	4,659.20	4,775.33	4,894.93
			Hourly	20.0600	21.0600	22.1100	23.2200	24.3800	25.6000	26.8800	27.5500	28.2400
Animal Services Office Supervisor	PAM	C21	Annual	67,953.60	71,344.00	74,921.60	78,665.60	82,596.80	86,736.00	91,083.20	93,350.40	95,680.00
			Monthly	5,662.80	5,945.33	6,243.47	6,555.47	6,883.07	7,228.00	7,590.27	7,779.20	7,973.33
			Hourly	32.6700	34.3000	36.0200	37.8200	39.7100	41.7000	43.7900	44.8800	46.0000
Applications & Database Administrator	PAM	C29	Annual	100,380.80	105,393.60	110,656.00	116,188.80	121,992.00	128,086.40	134,492.80	137,862.40	141,315.20
			Monthly	8,365.07	8,782.80	9,221.33	9,682.40	10,166.00	10,673.87	11,207.73	11,488.53	11,776.27
			Hourly	48.2600	50.6700	53.2000	55.8600	58.6500	61.5800	64.6600	66.2800	67.9400
Applications Analyst	PAM	C25	Annual	82,596.80	86,736.00	91,083.20	95,638.40	100,422.40	105,435.20	110,697.60	113,464.00	116,292.80
			Monthly	6,883.07	7,228.00	7,590.27	7,969.87	8,368.53	8,786.27	9,224.80	9,455.33	9,691.07
			Hourly	39.7100	41.7000	43.7900	45.9800	48.2800	50.6900	53.2200	54.5500	55.9100
Assistant to the City Manager	PAM	C24	Annual	78,665.60	82,596.80	86,736.00	91,083.20	95,638.40	100,422.40	105,435.20	108,076.80	110,780.80
			Monthly	6,555.47	6,883.07	7,228.00	7,590.27	7,969.87	8,368.53	8,786.27	9,006.40	9,231.73
			Hourly	37.8200	39.7100	41.7000	43.7900	45.9800	48.2800	50.6900	51.9600	53.2600
Assistant Crossing Guard Supervisor	NE	C05	Annual	36,046.40	36,046.40	37,856.00	39,748.80	39,748.80	41,745.60	41,745.60	43,825.60	43,825.60
			Monthly	3,003.87	3,003.87	3,154.67	3,312.40	3,312.40	3,478.80	3,478.80	3,652.13	3,652.13
			Hourly	17.3300	18.2000	18.2000	19.1100	19.1100	20.0700	20.0700	21.0700	21.0700
Assistant Engineer	PAM	C25	Annual	82,596.80	86,736.00	91,083.20	95,638.40	100,422.40	105,435.20	110,697.60	113,464.00	116,292.80
			Monthly	6,883.07	7,228.00	7,590.27	7,969.87	8,368.53	8,786.27	9,224.80	9,455.33	9,691.07
			Hourly	39.7100	41.7000	43.7900	45.9800	48.2800	50.6900	53.2200	54.5500	55.9100
Assistant Network Administrator	PAM	C26	Annual	86,715.20	91,041.60	95,596.80	100,380.80	105,393.60	110,656.00	116,188.80	119,100.80	122,075.20
			Monthly	7,226.27	7,586.80	7,966.40	8,365.07	8,782.80	9,221.33	9,682.40	9,925.07	10,172.93
			Hourly	41.6900	43.7700	45.9600	48.2600	50.6700	53.2000	55.8600	57.2600	58.6900
Associate Engineer I	PAM	C28	Annual	95,617.60	100,401.60	105,414.40	110,676.80	116,209.60	122,012.80	128,107.20	131,310.40	134,596.80
			Monthly	7,968.13	8,366.80	8,784.53	9,223.07	9,684.13	10,167.73	10,675.60	10,942.53	11,216.40
			Hourly	45.9700	48.2700	50.6800	53.2100	55.8700	58.6600	61.5900	63.1300	64.7100
Associate Engineer II	PAM	C29	Annual	100,380.80	105,393.60	110,656.00	116,188.80	121,992.00	128,086.40	134,492.80	137,862.40	141,315.20
			Monthly	8,365.07	8,782.80	9,221.33	9,682.40	10,166.00	10,673.87	11,207.73	11,488.53	11,776.27
			Hourly	48.2600	50.6700	53.2000	55.8600	58.6500	61.5800	64.6600	66.2800	67.9400
Associate Planner	PAM	C25	Annual	82,596.80	86,736.00	91,083.20	95,638.40	100,422.40	105,435.20	110,697.60	113,464.00	116,292.80
			Monthly	6,883.07	7,228.00	7,590.27	7,969.87	8,368.53	8,786.27	9,224.80	9,455.33	9,691.07
			Hourly	39.7100	41.7000	43.7900	45.9800	48.2800	50.6900	53.2200	54.5500	55.9100
Audio Visual Technician	NE	C18	Annual	58,697.60	61,630.40	64,708.80	67,953.60	71,344.00	74,921.60	78,665.60	80,641.60	82,659.20
			Monthly	4,891.47	5,135.87	5,392.40	5,662.80	5,945.33	6,243.47	6,555.47	6,720.13	6,888.27
			Hourly	28.2200	29.6300	31.1100	32.6700	34.3000	36.0200	37.8200	38.7700	39.7400

Attachment: HA Resolution 2023-XX (6224 : FISCAL YEAR 2023/24 FIRST QUARTER OPERATING & CIP

**CITY OF MORENO VALLEY**

**SALARY SCALE - CAREER POSITIONS**  
EFFECTIVE 11/07/23

TITLE	GRP	GRADE										
			A	B	C	D	E	F	G	H	I	
			5.0%		5.0%	5.0%	5.0%	5.0%	5.0%	2.5%	2.5%	
Banquet Facility Representative	PAM	C19	Annual	61,630.40	64,708.80	67,953.60	71,344.00	74,921.60	78,665.60	82,596.80	84,656.00	86,777.60
			Monthly	5,135.87	5,392.40	5,662.80	5,945.33	6,243.47	6,555.47	6,883.07	7,054.67	7,231.47
			Hourly	29.6300	31.1100	32.6700	34.3000	36.0200	37.8200	39.7100	40.7000	41.7200
Building Division Manager/Official	DMG	C34	Annual	137,488.00	144,372.80	151,590.40	159,161.60	167,128.00	175,489.60	184,267.20	188,864.00	193,585.60
			Monthly	11,457.33	12,031.07	12,632.53	13,263.47	13,927.33	14,624.13	15,355.60	15,738.67	16,132.13
			Hourly	66.1000	69.4100	72.8800	76.5200	80.3500	84.3700	88.5900	90.8000	93.0700
Building Inspector II	NE	C24	Annual	78,665.60	82,596.80	86,736.00	91,083.20	95,638.40	100,422.40	105,435.20	108,076.80	110,780.80
			Monthly	6,555.47	6,883.07	7,228.00	7,590.27	7,969.87	8,368.53	8,786.27	9,006.40	9,231.73
			Hourly	37.8200	39.7100	41.7000	43.7900	45.9800	48.2800	50.6900	51.9600	53.2600
Building Safety Supervisor	PAM	C27	Annual	91,062.40	95,617.60	100,401.60	105,414.40	110,676.80	116,209.60	122,012.80	125,070.40	128,190.40
			Monthly	7,588.53	7,968.13	8,366.80	8,784.53	9,223.07	9,684.13	10,167.73	10,422.53	10,682.53
			Hourly	43.7800	45.9700	48.2700	50.6800	53.2100	55.8700	58.6600	60.1300	61.6300
Business License Liaison	NE	C16	Annual	53,248.00	55,910.40	58,697.60	61,630.40	64,708.80	67,953.60	71,344.00	73,132.80	74,963.20
			Monthly	4,437.33	4,659.20	4,891.47	5,135.87	5,392.40	5,662.80	5,945.33	6,094.40	6,246.93
			Hourly	25.6000	26.8800	28.2200	29.6300	31.1100	32.6700	34.3000	35.1600	36.0400
Child Care Assistant	GRA	CC09	Annual	33,912.32	2,246.40	36,628.80	36,628.80	44,512.00	46,737.60	49,067.20	51,521.60	54,100.80
			Monthly	2,826.03	187.20	3,052.40	3,052.40	3,709.33	3,894.80	4,088.93	4,293.47	4,508.40
			Hourly	17.6100	18.4900	19.4100	20.3800	21.4000	22.4700	23.5900	24.7700	26.0100
Child Care Instructor II	GRA	CC11	Annual	39,561.60	41,537.60	43,617.60	45,801.60	48,089.60	50,502.40	53,019.20	54,350.40	55,702.40
			Monthly	3,296.80	3,461.47	3,634.80	3,816.80	4,007.47	4,208.53	4,418.27	4,529.20	4,641.87
			Hourly	19.0200	19.9700	20.9700	22.0200	23.1200	24.2800	25.4900	26.1300	26.7800
Child Care Program Manager	PAM	C19	Annual	61,630.40	64,708.80	67,953.60	71,344.00	74,921.60	78,665.60	82,596.80	84,656.00	86,777.60
			Monthly	5,135.87	5,392.40	5,662.80	5,945.33	6,243.47	6,555.47	6,883.07	7,054.67	7,231.47
			Hourly	29.6300	31.1100	32.6700	34.3000	36.0200	37.8200	39.7100	40.7000	41.7200
Child Care Site Supervisor	GRA	C15	Annual	50,710.40	53,248.00	55,910.40	58,697.60	61,630.40	64,708.80	67,953.60	69,659.20	71,406.40
			Monthly	4,225.87	4,437.33	4,659.20	4,891.47	5,135.87	5,392.40	5,662.80	5,804.93	5,950.53
			Hourly	24.3800	25.6000	26.8800	28.2200	29.6300	31.1100	32.6700	33.4900	34.3300
Community Enhancement Division Manager	DMG	C30	Annual	105,414.40	110,676.80	116,209.60	122,012.80	128,107.20	134,513.60	141,232.00	144,768.00	148,387.20
			Monthly	8,784.53	9,223.07	9,684.13	10,167.73	10,675.60	11,209.47	11,769.33	12,064.00	12,365.60
			Hourly	50.6800	53.2100	55.8700	58.6600	61.5900	64.6700	67.9000	69.6000	71.3400
Community Enhancement Officer I	NE	C18	Annual	58,697.60	61,630.40	64,708.80	67,953.60	71,344.00	74,921.60	78,665.60	80,641.60	82,659.20
			Monthly	4,891.47	5,135.87	5,392.40	5,662.80	5,945.33	6,243.47	6,555.47	6,720.13	6,888.27
			Hourly	28.2200	29.6300	31.1100	32.6700	34.3000	36.0200	37.8200	38.7700	39.7400
Community Enhancement Officer II	NE	C20	Annual	64,708.80	67,953.60	71,344.00	74,921.60	78,665.60	82,596.80	86,736.00	88,899.20	91,124.80
			Monthly	5,392.40	5,662.80	5,945.33	6,243.47	6,555.47	6,883.07	7,228.00	7,408.27	7,593.73
			Hourly	31.1100	32.6700	34.3000	36.0200	37.8200	39.7100	41.7000	42.7400	43.8100
Community Enhancement Supervisor	PAM	C23	Annual	74,921.60	78,665.60	82,596.80	86,736.00	91,083.20	95,638.40	100,422.40	102,939.20	105,518.40
			Monthly	6,243.47	6,555.47	6,883.07	7,228.00	7,590.27	7,969.87	8,368.53	8,578.27	8,793.20
			Hourly	36.0200	37.8200	39.7100	41.7000	43.7900	45.9800	48.2800	49.4900	50.7300

Attachment: HA Resolution 2023-XX (6224 : FISCAL YEAR 2023/24 FIRST QUARTER OPERATING & CIP

**CITY OF MORENO VALLEY**

**SALARY SCALE - CAREER POSITIONS**  
EFFECTIVE 11/07/23

TITLE	GRP	GRADE										
			A	B	C	D	E	F	G	H	I	
				5.0%	5.0%	5.0%	5.0%	5.0%	5.0%	2.5%	2.5%	
Community Services Assistant Coordinator	NE	C08	Annual	36,046.40	37,856.00	39,748.80	41,745.60	43,825.60	46,009.60	48,318.40	49,524.80	50,772.80
			Monthly	3,003.87	3,154.67	3,312.40	3,478.80	3,652.13	3,834.13	4,026.53	4,127.07	4,231.07
			Hourly	17.3300	18.2000	19.1100	20.0700	21.0700	22.1200	23.2300	23.8100	24.4100
Community Services Coordinator	NE	C10	Annual	39,728.00	41,724.80	43,804.80	45,988.80	48,297.60	50,710.40	53,248.00	54,579.20	55,952.00
			Monthly	3,310.67	3,477.07	3,650.40	3,832.40	4,024.80	4,225.87	4,437.33	4,548.27	4,662.67
			Hourly	19.1000	20.0600	21.0600	22.1100	23.2200	24.3800	25.6000	26.2400	26.9000
Community Services Division Manager	DMG	C30	Annual	105,414.40	110,676.80	116,209.60	122,012.80	128,107.20	134,513.60	141,232.00	144,768.00	148,387.20
			Monthly	8,784.53	9,223.07	9,684.13	10,167.73	10,675.60	11,209.47	11,769.33	12,064.00	12,365.60
			Hourly	50.6800	53.2100	55.8700	58.6600	61.5900	64.6700	67.9000	69.6000	71.3400
Community Services Supervisor	PAM	C19	Annual	61,630.40	64,708.80	67,953.60	71,344.00	74,921.60	78,665.60	82,596.80	84,656.00	86,777.60
			Monthly	5,135.87	5,392.40	5,662.80	5,945.33	6,243.47	6,555.47	6,883.07	7,054.67	7,231.47
			Hourly	29.6300	31.1100	32.6700	34.3000	36.0200	37.8200	39.7100	40.7000	41.7200
Construction Inspector	NE	C22	Annual	71,344.00	74,921.60	78,665.60	82,596.80	86,736.00	91,083.20	95,638.40	98,030.40	100,484.80
			Monthly	5,945.33	6,243.47	6,555.47	6,883.07	7,228.00	7,590.27	7,969.87	8,169.20	8,373.73
			Hourly	34.3000	36.0200	37.8200	39.7100	41.7000	43.7900	45.9800	47.1300	48.3100
Construction Inspector Supervisor	PAM	C25	Annual	82,596.80	86,736.00	91,083.20	95,638.40	100,422.40	105,435.20	110,697.60	113,464.00	116,292.80
			Monthly	6,883.07	7,228.00	7,590.27	7,969.87	8,368.53	8,786.27	9,224.80	9,455.33	9,691.07
			Hourly	39.7100	41.7000	43.7900	45.9800	48.2800	50.6900	53.2200	54.5500	55.9100
Crossing Guard Supervisor	NE	C07	Annual	36,046.40	37,856.00	39,748.80	41,745.60	43,825.60	46,009.60	48,318.40	49,524.80	50,772.80
			Monthly	3,003.87	3,154.67	3,312.40	3,478.80	3,652.13	3,834.13	4,026.53	4,127.07	4,231.07
			Hourly	17.3300	18.2000	19.1100	20.0700	21.0700	22.1200	23.2300	23.8100	24.4100
Customer Service Manager	PAM	C26	Annual	86,715.20	91,041.60	95,596.80	100,380.80	105,393.60	110,656.00	116,188.80	119,100.80	122,075.20
			Monthly	7,226.27	7,586.80	7,966.40	8,365.07	8,782.80	9,221.33	9,682.40	9,925.07	10,172.93
			Hourly	41.6900	43.7700	45.9600	48.2600	50.6700	53.2000	55.8600	57.2600	58.6900
Deputy City Clerk	NE	C17	Annual	55,910.40	58,697.60	61,630.40	64,708.80	67,953.60	71,344.00	74,921.60	76,793.60	78,707.20
			Monthly	4,659.20	4,891.47	5,135.87	5,392.40	5,662.80	5,945.33	6,243.47	6,399.47	6,558.93
			Hourly	26.8800	28.2200	29.6300	31.1100	32.6700	34.3000	36.0200	36.9200	37.8400
Deputy City Manager	DMG	C30	Annual	105,414.40	110,676.80	116,209.60	122,012.80	128,107.20	134,513.60	141,232.00	144,768.00	148,387.20
			Monthly	8,784.53	9,223.07	9,684.13	10,167.73	10,675.60	11,209.47	11,769.33	12,064.00	12,365.60
			Hourly	50.6800	53.2100	55.8700	58.6600	61.5900	64.6700	67.9000	69.6000	71.3400
Deputy Compliance Director	DMG	C35	Annual	144,372.80	151,590.40	159,161.60	167,128.00	175,489.60	184,267.20	193,481.60	198,328.00	203,278.40
			Monthly	12,031.07	12,632.53	13,263.47	13,927.33	14,624.13	15,355.60	16,123.47	16,527.33	16,939.87
			Hourly	69.4100	72.8800	76.5200	80.3500	84.3700	88.5900	93.0200	95.3500	97.7300
Deputy Finance Director	DMG	C34	Annual	137,488.00	144,372.80	151,590.40	159,161.60	167,128.00	175,489.60	184,267.20	188,864.00	193,585.60
			Monthly	11,457.33	12,031.07	12,632.53	13,263.47	13,927.33	14,624.13	15,355.60	15,738.67	16,132.13
			Hourly	66.1000	69.4100	72.8800	76.5200	80.3500	84.3700	88.5900	90.8000	93.0700
Economic Development Division Manager	DMG	C30	Annual	105,414.40	110,676.80	116,209.60	122,012.80	128,107.20	134,513.60	141,232.00	144,768.00	148,387.20
			Monthly	8,784.53	9,223.07	9,684.13	10,167.73	10,675.60	11,209.47	11,769.33	12,064.00	12,365.60
			Hourly	50.6800	53.2100	55.8700	58.6600	61.5900	64.6700	67.9000	69.6000	71.3400

Attachment: HA Resolution 2023-XX (6224 : FISCAL YEAR 2023/24 FIRST QUARTER OPERATING & CIP

**CITY OF MORENO VALLEY**

**SALARY SCALE - CAREER POSITIONS**  
EFFECTIVE 11/07/23

TITLE	GRP	GRADE										
				A	B	C	D	E	F	G	H	I
				5.0%		5.0%	5.0%	5.0%	5.0%	5.0%	2.5%	2.5%
Electric Utility Assistant Manager	PAM	C34	Annual	137,488.00	144,372.80	151,590.40	159,161.60	167,128.00	175,489.60	184,267.20	188,864.00	193,585.60
			Monthly	11,457.33	12,031.07	12,632.53	13,263.47	13,927.33	14,624.13	15,355.60	15,738.67	16,132.13
			Hourly	66.1000	69.4100	72.8800	76.5200	80.3500	84.3700	88.5900	90.8000	93.0700
Electric Utility Division Manager	DMG	C36	Annual	158,891.20	166,836.80	175,177.60	183,934.40	193,128.00	202,779.20	212,908.80	218,233.60	223,683.20
			Monthly	13,240.93	13,903.07	14,598.13	15,327.87	16,094.00	16,898.27	17,742.40	18,186.13	18,640.27
			Hourly	76.3900	80.2100	84.2200	88.4300	92.8500	97.4900	102.3600	104.9200	107.5400
Electric Utility Program Coordinator	PAM	C27	Annual	91,062.40	95,617.60	100,401.60	105,414.40	110,676.80	116,209.60	122,012.80	125,070.40	128,190.40
			Monthly	7,588.53	7,968.13	8,366.80	8,784.53	9,223.07	9,684.13	10,167.73	10,422.53	10,682.53
			Hourly	43.7800	45.9700	48.2700	50.6800	53.2100	55.8700	58.6600	60.1300	61.6300
Emergency Management Coordinator	PAM	C22	Annual	71,344.00	74,921.60	78,665.60	82,596.80	86,736.00	91,083.20	95,638.40	98,030.40	100,484.80
			Monthly	5,945.33	6,243.47	6,555.47	6,883.07	7,228.00	7,590.27	7,969.87	8,169.20	8,373.73
			Hourly	34.3000	36.0200	37.8200	39.7100	41.7000	43.7900	45.9800	47.1300	48.3100
Emergency Management & Volunteer Services Program Manager	DMG	C30	Annual	105,414.40	110,676.80	116,209.60	122,012.80	128,107.20	134,513.60	141,232.00	144,768.00	148,387.20
			Monthly	8,784.53	9,223.07	9,684.13	10,167.73	10,675.60	11,209.47	11,769.33	12,064.00	12,365.60
			Hourly	50.6800	53.2100	55.8700	58.6600	61.5900	64.6700	67.9000	69.6000	71.3400
Engineering Division Manager/Assistant City Engineer	DMG	C34	Annual	137,488.00	144,372.80	151,590.40	159,161.60	167,128.00	175,489.60	184,267.20	188,864.00	193,585.60
			Monthly	11,457.33	12,031.07	12,632.53	13,263.47	13,927.33	14,624.13	15,355.60	15,738.67	16,132.13
			Hourly	66.1000	69.4100	72.8800	76.5200	80.3500	84.3700	88.5900	90.8000	93.0700
Enterprise Systems Administrator	PAM	C31	Annual	110,676.80	116,209.60	122,012.80	128,107.20	134,513.60	141,232.00	148,304.00	152,006.40	155,812.80
			Monthly	9,223.07	9,684.13	10,167.73	10,675.60	11,209.47	11,769.33	12,358.67	12,667.20	12,984.40
			Hourly	53.2100	55.8700	58.6600	61.5900	64.6700	67.9000	71.3000	73.0800	74.9100
Equipment Operator	NE	C17	Annual	55,910.40	58,697.60	61,630.40	64,708.80	67,953.60	71,344.00	74,921.60	76,793.60	78,707.20
			Monthly	4,659.20	4,891.47	5,135.87	5,392.40	5,662.80	5,945.33	6,243.47	6,399.47	6,558.93
			Hourly	26.8800	28.2200	29.6300	31.1100	32.6700	34.3000	36.0200	36.9200	37.8400
Executive Assistant I	NE	C19	Annual	61,630.40	64,708.80	67,953.60	71,344.00	74,921.60	78,665.60	82,596.80	84,656.00	86,777.60
			Monthly	5,135.87	5,392.40	5,662.80	5,945.33	6,243.47	6,555.47	6,883.07	7,054.67	7,231.47
			Hourly	29.6300	31.1100	32.6700	34.3000	36.0200	37.8200	39.7100	40.7000	41.7200
Executive Assistant to Mayor/City Council	DMG	C30	Annual	105,414.40	110,676.80	116,209.60	122,012.80	128,107.20	134,513.60	141,232.00	144,768.00	148,387.20
			Monthly	8,784.53	9,223.07	9,684.13	10,167.73	10,675.60	11,209.47	11,769.33	12,064.00	12,365.60
			Hourly	50.6800	53.2100	55.8700	58.6600	61.5900	64.6700	67.9000	69.6000	71.3400
Facilities Maintenance Mechanic	NE	C15	Annual	50,710.40	53,248.00	55,910.40	58,697.60	61,630.40	64,708.80	67,953.60	68,659.20	71,406.40
			Monthly	4,225.87	4,437.33	4,659.20	4,891.47	5,135.87	5,392.40	5,662.80	5,804.93	5,950.53
			Hourly	24.3800	25.6000	26.8800	28.2200	29.6300	31.1100	32.6700	33.4900	34.3300
Facilities Maintenance Worker	NE	C13	Annual	45,988.80	48,297.60	50,710.40	53,248.00	55,910.40	58,697.60	61,630.40	63,169.60	64,750.40
			Monthly	3,832.40	4,024.80	4,225.87	4,437.33	4,659.20	4,891.47	5,135.87	5,264.13	5,395.87
			Hourly	22.1100	23.2200	24.3800	25.6000	26.8800	28.2200	29.6300	30.3700	31.1300
Financial Operations Division Manager	DMG	C33	Annual	127,899.20	134,284.80	141,003.20	148,054.40	155,459.20	163,238.40	171,392.00	175,676.80	180,065.60
			Monthly	10,658.27	11,190.40	11,750.27	12,337.87	12,954.93	13,603.20	14,282.67	14,639.73	15,005.47
			Hourly	61.4900	64.5600	67.7900	71.1800	74.7400	78.4800	82.4000	84.4600	86.5700

Attachment: HA Resolution 2023-XX (6224 : FISCAL YEAR 2023/24 FIRST QUARTER OPERATING & CIP

**CITY OF MORENO VALLEY**

**SALARY SCALE - CAREER POSITIONS**  
EFFECTIVE 11/07/23

TITLE	GRP	GRADE												
				A	B	C	D	E	F	G	H	I		
				5.0%		5.0%	5.0%	5.0%	5.0%	5.0%	5.0%	2.5%	2.5%	
Financial Resources Division Manager	DMG	C33	Annual	127,899.20	134,284.80	141,003.20	148,054.40	155,459.20	163,238.40	171,392.00	175,676.80	180,065.60		
			Monthly	10,658.27	11,190.40	11,750.27	12,337.87	12,954.93	13,603.20	14,282.67	14,639.73	15,005.47		
			Hourly	61.4900	64.5600	67.7900	71.1800	74.7400	78.4800	82.4000	84.4600	86.5700		
Fleet & Facilities Division Manager	DMG	C31	Annual	110,676.80	116,209.60	122,012.80	128,107.20	134,513.60	141,232.00	148,304.00	152,006.40	155,812.80		
			Monthly	9,223.07	9,684.13	10,167.73	10,675.60	11,209.47	11,769.33	12,358.67	12,667.20	12,984.40		
			Hourly	53.2100	55.8700	58.6600	61.5900	64.6700	67.9000	71.3000	73.0800	74.9100		
Fleet & Facilities Maintenance Supervisor	PAM	C27	Annual	91,062.40	95,617.60	100,401.60	105,414.40	110,676.80	116,209.60	122,012.80	125,070.40	128,190.40		
			Monthly	7,588.53	7,968.13	8,366.80	8,784.53	9,223.07	9,684.13	10,167.73	10,422.53	10,682.53		
			Hourly	43.7800	45.9700	48.2700	50.6800	53.2100	55.8700	58.6600	60.1300	61.6300		
GIS Administrator	PAM	C29	Annual	100,380.80	105,393.60	110,656.00	116,188.80	121,992.00	128,086.40	134,492.80	137,862.40	141,315.20		
			Monthly	8,365.07	8,782.80	9,221.33	9,682.40	10,166.00	10,673.87	11,207.73	11,488.53	11,776.27		
			Hourly	48.2600	50.6700	53.2000	55.8600	58.6500	61.5800	64.6600	66.2800	67.9400		
GIS Applications Analyst	PAM	C25	Annual	82,596.80	86,736.00	91,083.20	95,638.40	100,422.40	105,435.20	110,697.60	113,464.00	116,292.80		
			Monthly	6,883.07	7,228.00	7,590.27	7,969.87	8,368.53	8,786.27	9,224.80	9,455.33	9,691.07		
			Hourly	39.7100	41.7000	43.7900	45.9800	48.2800	50.6900	53.2200	54.5500	55.9100		
GIS Specialist	NE	C21	Annual	67,953.60	71,344.00	74,921.60	78,665.60	82,596.80	86,736.00	91,083.20	93,350.40	95,680.00		
			Monthly	5,662.80	5,945.33	6,243.47	6,555.47	6,883.07	7,228.00	7,590.27	7,779.20	7,973.33		
			Hourly	32.6700	34.3000	36.0200	37.8200	39.7100	41.7000	43.7900	44.8800	46.0000		
Grants Division Manager	DMG	C33	Annual	127,899.20	134,284.80	141,003.20	148,054.40	155,459.20	163,238.40	171,392.00	175,676.80	180,065.60		
			Monthly	10,658.27	11,190.40	11,750.27	12,337.87	12,954.93	13,603.20	14,282.67	14,639.73	15,005.47		
			Hourly	61.4900	64.5600	67.7900	71.1800	74.7400	78.4800	82.4000	84.4600	86.5700		
Human Resources Analyst	PAM	C24	Annual	78,665.60	82,596.80	86,736.00	91,083.20	95,638.40	100,422.40	105,435.20	108,076.80	110,780.80		
			Monthly	6,555.47	6,883.07	7,228.00	7,590.27	7,969.87	8,368.53	8,786.27	9,006.40	9,231.73		
			Hourly	37.8200	39.7100	41.7000	43.7900	45.9800	48.2800	50.6900	51.9600	53.2600		
Human Resources Division Manager	DMG	C34	Annual	137,488.00	144,372.80	151,590.40	159,161.60	167,128.00	175,489.60	184,267.20	188,864.00	193,585.60		
			Monthly	11,457.33	12,031.07	12,632.53	13,263.47	13,927.33	14,624.13	15,355.60	15,738.67	16,132.13		
			Hourly	66.1000	69.4100	72.8800	76.5200	80.3500	84.3700	88.5900	90.8000	93.0700		
Human Resources Technician	NE	C22	Annual	71,344.00	74,921.60	78,665.60	82,596.80	86,736.00	91,083.20	95,638.40	98,030.40	100,484.80		
			Monthly	5,945.33	6,243.47	6,555.47	6,883.07	7,228.00	7,590.27	7,969.87	8,169.20	8,373.73		
			Hourly	34.3000	36.0200	37.8200	39.7100	41.7000	43.7900	45.9800	47.1300	48.3100		
Information Technology Technician	NE	C20	Annual	64,708.80	67,953.60	71,344.00	74,921.60	78,665.60	82,596.80	86,736.00	88,899.20	91,124.80		
			Monthly	5,392.40	5,662.80	5,945.33	6,243.47	6,555.47	6,883.07	7,228.00	7,408.27	7,593.73		
			Hourly	31.1100	32.6700	34.3000	36.0200	37.8200	39.7100	41.7000	42.7400	43.8100		
Landscape Services Inspector	NE	C18	Annual	58,697.60	61,630.40	64,708.80	67,953.60	71,344.00	74,921.60	78,665.60	80,641.60	82,659.20		
			Monthly	4,891.47	5,135.87	5,392.40	5,662.80	5,945.33	6,243.47	6,555.47	6,720.13	6,888.27		
			Hourly	28.2200	29.6300	31.1100	32.6700	34.3000	36.0200	37.8200	38.7700	39.7400		
Lead Facilities Maintenance Worker	NE	C18	Annual	58,697.60	61,630.40	64,708.80	67,953.60	71,344.00	74,921.60	78,665.60	80,641.60	82,659.20		
			Monthly	4,891.47	5,135.87	5,392.40	5,662.80	5,945.33	6,243.47	6,555.47	6,720.13	6,888.27		
			Hourly	28.2200	29.6300	31.1100	32.6700	34.3000	36.0200	37.8200	38.7700	39.7400		

Attachment: HA Resolution 2023-XX (6224 : FISCAL YEAR 2023/24 FIRST QUARTER OPERATING & CIP

**CITY OF MORENO VALLEY**

**SALARY SCALE - CAREER POSITIONS**  
EFFECTIVE 11/07/23

TITLE	GRP	GRADE										
			A	B	C	D	E	F	G	H	I	
			5.0%		5.0%	5.0%	5.0%	5.0%	5.0%	5.0%	2.5%	2.5%
Lead Maintenance Worker	NE	C19	Annual	61,630.40	64,708.80	67,953.60	71,344.00	74,921.60	78,665.60	82,596.80	84,656.00	86,777.60
			Monthly	5,135.87	5,392.40	5,662.80	5,945.33	6,243.47	6,555.47	6,883.07	7,054.67	7,231.47
			Hourly	29.6300	31.1100	32.6700	34.3000	36.0200	37.8200	39.7100	40.7000	41.7200
Lead Parks Maintenance Worker	NE	C15	Annual	50,710.40	53,248.00	55,910.40	58,697.60	61,630.40	64,708.80	67,953.60	69,659.20	71,406.40
			Monthly	4,225.87	4,437.33	4,659.20	4,891.47	5,135.87	5,392.40	5,662.80	5,804.93	5,950.53
			Hourly	24.3800	25.6000	26.8800	28.2200	29.6300	31.1100	32.6700	33.4900	34.3300
Lead Traffic Sign/Marking Technician	NE	C18	Annual	58,697.60	61,630.40	64,708.80	67,953.60	71,344.00	74,921.60	78,665.60	80,641.60	82,659.20
			Monthly	4,891.47	5,135.87	5,392.40	5,662.80	5,945.33	6,243.47	6,555.47	6,720.13	6,888.27
			Hourly	28.2200	29.6300	31.1100	32.6700	34.3000	36.0200	37.8200	38.7700	39.7400
Lead Vehicle/Equipment Technician	NE	C19	Annual	61,630.40	64,708.80	67,953.60	71,344.00	74,921.60	78,665.60	82,596.80	84,656.00	86,777.60
			Monthly	5,135.87	5,392.40	5,662.80	5,945.33	6,243.47	6,555.47	6,883.07	7,054.67	7,231.47
			Hourly	29.6300	31.1100	32.6700	34.3000	36.0200	37.8200	39.7100	40.7000	41.7200
Maintenance & Operations Division Manager	DMG	C31	Annual	110,676.80	116,209.60	122,012.80	128,107.20	134,513.60	141,232.00	148,304.00	152,006.40	155,812.80
			Monthly	9,223.07	9,684.13	10,167.73	10,675.60	11,209.47	11,769.33	12,358.67	12,667.20	12,984.40
			Hourly	53.2100	55.8700	58.6600	61.5900	64.6700	67.9000	71.3000	73.0800	74.9100
Maintenance Worker I	NE	C12	Annual	43,804.80	45,988.80	48,297.60	50,710.40	53,248.00	55,910.40	58,697.60	60,174.40	61,672.00
			Monthly	3,650.40	3,832.40	4,024.80	4,225.87	4,437.33	4,659.20	4,891.47	5,014.53	5,139.33
			Hourly	21.0600	22.1100	23.2200	24.3800	25.6000	26.8800	28.2200	28.9300	29.6500
Maintenance Worker II	NE	C15	Annual	50,710.40	53,248.00	55,910.40	58,697.60	61,630.40	64,708.80	67,953.60	69,659.20	71,406.40
			Monthly	4,225.87	4,437.33	4,659.20	4,891.47	5,135.87	5,392.40	5,662.80	5,804.93	5,950.53
			Hourly	24.3800	25.6000	26.8800	28.2200	29.6300	31.1100	32.6700	33.4900	34.3300
Maintenance Worker/Work Release Coordinator	NE	C16	Annual	53,248.00	55,910.40	58,697.60	61,630.40	64,708.80	67,953.60	71,344.00	73,132.80	74,963.20
			Monthly	4,437.33	4,659.20	4,891.47	5,135.87	5,392.40	5,662.80	5,945.33	6,094.40	6,246.93
			Hourly	25.6000	26.8800	28.2200	29.6300	31.1100	32.6700	34.3000	35.1600	36.0400
Management Aide	NE	C18	Annual	58,697.60	61,630.40	64,708.80	67,953.60	71,344.00	74,921.60	78,665.60	80,641.60	82,659.20
			Monthly	4,891.47	5,135.87	5,392.40	5,662.80	5,945.33	6,243.47	6,555.47	6,720.13	6,888.27
			Hourly	28.2200	29.6300	31.1100	32.6700	34.3000	36.0200	37.8200	38.7700	39.7400
Management Analyst	PAM	C24	Annual	78,665.60	82,596.80	86,736.00	91,083.20	95,638.40	100,422.40	105,435.20	108,076.80	110,780.80
			Monthly	6,555.47	6,883.07	7,228.00	7,590.27	7,969.87	8,368.53	8,786.27	9,006.40	9,231.73
			Hourly	37.8200	39.7100	41.7000	43.7900	45.9800	48.2800	50.6900	51.9600	53.2600
Management Assistant	PAM	C22	Annual	71,344.00	74,921.60	78,665.60	82,596.80	86,736.00	91,083.20	95,638.40	98,030.40	100,484.80
			Monthly	5,945.33	6,243.47	6,555.47	6,883.07	7,228.00	7,590.27	7,969.87	8,169.20	8,373.73
			Hourly	34.3000	36.0200	37.8200	39.7100	41.7000	43.7900	45.9800	47.1300	48.3100
Media & Communications Division Manager	DMG	C33	Annual	127,899.20	134,284.80	141,003.20	148,054.40	155,459.20	163,238.40	171,392.00	175,676.80	180,065.60
			Monthly	10,658.27	11,190.40	11,750.27	12,337.87	12,954.93	13,603.20	14,282.67	14,639.73	15,005.47
			Hourly	61.4900	64.5600	67.9000	71.1800	74.7400	78.4800	82.4000	84.4600	86.5700
Network Administrator	PAM	C31	Annual	110,676.80	116,209.60	122,012.80	128,107.20	134,513.60	141,232.00	148,304.00	152,006.40	155,812.80
			Monthly	9,223.07	9,684.13	10,167.73	10,675.60	11,209.47	11,769.33	12,358.67	12,667.20	12,984.40
			Hourly	53.2100	55.8700	58.6600	61.5900	64.6700	67.9000	71.3000	73.0800	74.9100

Attachment: HA Resolution 2023-XX (6224 : FISCAL YEAR 2023/24 FIRST QUARTER OPERATING & CIP

**CITY OF MORENO VALLEY**

**SALARY SCALE - CAREER POSITIONS**  
EFFECTIVE 11/07/23

TITLE	GRP	GRADE										
			A	B	C	D	E	F	G	H	I	
			5.0%		5.0%	5.0%	5.0%	5.0%	5.0%	2.5%	2.5%	
Network & Systems Specialist	PAM	C24	Annual	78,665.60	82,596.80	86,736.00	91,083.20	95,638.40	100,422.40	105,435.20	108,076.80	110,780.80
			Monthly	6,555.47	6,883.07	7,228.00	7,590.27	7,969.87	8,368.53	8,786.27	9,006.40	9,231.73
			Hourly	37.8200	39.7100	41.7000	43.7900	45.9800	48.2800	50.6900	51.9600	53.2600
Paralegal	NE	C20	Annual	64,708.80	67,953.60	71,344.00	74,921.60	78,665.60	82,596.80	86,736.00	88,899.20	91,124.80
			Monthly	5,392.40	5,662.80	5,945.33	6,243.47	6,555.47	6,883.07	7,228.00	7,408.27	7,593.73
			Hourly	31.1100	32.6700	34.3000	36.0200	37.8200	39.7100	41.7000	42.7400	43.8100
Park Ranger	NE	C16	Annual	53,248.00	55,910.40	58,697.60	61,630.40	64,708.80	67,953.60	71,344.00	73,132.80	74,963.20
			Monthly	4,437.33	4,659.20	4,891.47	5,135.87	5,392.40	5,662.80	5,945.33	6,094.40	6,246.93
			Hourly	25.6000	26.8800	28.2200	29.6300	31.1100	32.6700	34.3000	35.1600	36.0400
Parking Control Officer	NE	C12	Annual	43,804.80	45,988.80	48,297.60	50,710.40	53,248.00	55,910.40	58,697.60	60,174.40	61,672.00
			Monthly	3,650.40	3,832.40	4,024.80	4,225.87	4,437.33	4,659.20	4,891.47	5,014.53	5,139.33
			Hourly	21.0600	22.1100	23.2200	24.3800	25.6000	26.8800	28.2200	28.9300	29.6500
Parks & Community Services Administration & Financial Services Division Manager	DMG	C30	Annual	105,414.40	110,676.80	116,209.60	122,012.80	128,107.20	134,513.60	141,232.00	144,768.00	148,387.20
			Monthly	8,784.53	9,223.07	9,684.13	10,167.73	10,675.60	11,209.47	11,769.33	12,064.00	12,365.60
			Hourly	50.6800	53.2100	55.8700	58.6600	61.5900	64.6700	67.9000	69.6000	71.3400
Parks & Landscape Services Division Manager	DMG	C31	Annual	110,676.80	116,209.60	122,012.80	128,107.20	134,513.60	141,232.00	148,304.00	152,006.40	155,812.80
			Monthly	9,223.07	9,684.13	10,167.73	10,675.60	11,209.47	11,769.33	12,358.67	12,667.20	12,984.40
			Hourly	53.2100	55.8700	58.6600	61.5900	64.6700	67.9000	71.3000	73.0800	74.9100
Parks Maintenance Supervisor	PAM	C25	Annual	82,596.80	86,736.00	91,083.20	95,638.40	100,422.40	105,435.20	110,697.60	113,464.00	116,292.80
			Monthly	6,883.07	7,228.00	7,590.27	7,969.87	8,368.53	8,786.27	9,224.80	9,455.33	9,691.07
			Hourly	39.7100	41.7000	43.7900	45.9800	48.2800	50.6900	53.2200	54.5500	55.9100
Parks Maintenance Worker	NE	C12	Annual	43,804.80	45,988.80	48,297.60	50,710.40	53,248.00	55,910.40	58,697.60	60,174.40	61,672.00
			Monthly	3,650.40	3,832.40	4,024.80	4,225.87	4,437.33	4,659.20	4,891.47	5,014.53	5,139.33
			Hourly	21.0600	22.1100	23.2200	24.3800	25.6000	26.8800	28.2200	28.9300	29.6500
Parks Project Manager	PAM	C25	Annual	82,596.80	86,736.00	91,083.20	95,638.40	100,422.40	105,435.20	110,697.60	113,464.00	116,292.80
			Monthly	6,883.07	7,228.00	7,590.27	7,969.87	8,368.53	8,786.27	9,224.80	9,455.33	9,691.07
			Hourly	39.7100	41.7000	43.7900	45.9800	48.2800	50.6900	53.2200	54.5500	55.9100
Payroll Supervisor	PAM	C26	Annual	86,715.20	91,041.60	95,596.80	100,380.80	105,393.60	110,656.00	116,188.80	119,100.80	122,075.20
			Monthly	7,226.27	7,586.80	7,966.40	8,365.07	8,782.80	9,221.33	9,682.40	9,925.07	10,172.93
			Hourly	41.6900	43.7700	45.9600	48.2600	50.6700	53.2000	55.8600	57.2600	58.6900
Permit Technician	NE	C18	Annual	58,697.60	61,630.40	64,708.80	67,953.60	71,344.00	74,921.60	78,665.60	80,641.60	82,659.20
			Monthly	4,891.47	5,135.87	5,392.40	5,662.80	5,945.33	6,243.47	6,555.47	6,720.13	6,888.27
			Hourly	28.2200	29.6300	31.1100	32.6700	34.3000	36.0200	37.8200	38.7700	39.7400
Planning Division Manager/Official	DMG	C34	Annual	137,488.00	144,372.80	151,590.40	159,161.60	167,128.00	175,489.60	184,267.20	188,864.00	193,585.60
			Monthly	11,457.33	12,031.07	12,632.53	13,263.47	13,927.33	14,624.13	15,355.60	15,738.67	16,132.13
			Hourly	66.1000	69.4100	72.8800	76.5200	80.3500	84.3700	88.5900	90.8000	93.0700
Power Supply Manager	PAM	C29	Annual	100,380.80	105,393.60	110,656.00	116,188.80	121,992.00	128,086.40	134,492.80	137,862.40	141,315.20
			Monthly	8,365.07	8,782.80	9,221.33	9,682.40	10,166.00	10,673.87	11,207.73	11,488.53	11,776.27
			Hourly	48.2600	50.6700	53.2000	55.8600	58.6500	61.5800	64.6600	66.2800	67.9400

Attachment: HA Resolution 2023-XX (6224 : FISCAL YEAR 2023/24 FIRST QUARTER OPERATING & CIP



**CITY OF MORENO VALLEY**

**SALARY SCALE - CAREER POSITIONS**  
EFFECTIVE 11/07/23

TITLE	GRP	GRADE										
			A	B	C	D	E	F	G	H	I	
			5.0%		5.0%	5.0%	5.0%	5.0%	5.0%	2.5%	2.5%	
Principal Accountant	PAM	C28	Annual	95,617.60	100,401.60	105,414.40	110,676.80	116,209.60	122,012.80	128,107.20	131,310.40	134,596.80
			Monthly	7,968.13	8,366.80	8,784.53	9,223.07	9,684.13	10,167.73	10,675.60	10,942.53	11,216.40
			Hourly	45.9700	48.2700	50.6800	53.2100	55.8700	58.6600	61.5900	63.1300	64.7100
Principal Engineer	DMG	C33	Annual	127,899.20	134,284.80	141,003.20	148,054.40	155,459.20	163,238.40	171,392.00	175,676.80	180,065.60
			Monthly	10,658.27	11,190.40	11,750.27	12,337.87	12,954.93	13,603.20	14,282.67	14,639.73	15,005.47
			Hourly	61.4900	64.5600	67.7900	71.1800	74.7400	78.4800	82.4000	84.4600	86.5700
Principal Engineer/City Traffic Engineer	DMG	C33	Annual	127,899.20	134,284.80	141,003.20	148,054.40	155,459.20	163,238.40	171,392.00	175,676.80	180,065.60
			Monthly	10,658.27	11,190.40	11,750.27	12,337.87	12,954.93	13,603.20	14,282.67	14,639.73	15,005.47
			Hourly	61.4900	64.5600	67.7900	71.1800	74.7400	78.4800	82.4000	84.4600	86.5700
Principal Planner	PAM	C33	Annual	127,899.20	134,284.80	141,003.20	148,054.40	155,459.20	163,238.40	171,392.00	175,676.80	180,065.60
			Monthly	10,658.27	11,190.40	11,750.27	12,337.87	12,954.93	13,603.20	14,282.67	14,639.73	15,005.47
			Hourly	61.4900	64.5600	67.7900	71.1800	74.7400	78.4800	82.4000	84.4600	86.5700
Program Analyst	PAM	C24	Annual	78,665.60	82,596.80	86,736.00	91,083.20	95,638.40	100,422.40	105,435.20	108,076.80	110,780.80
			Monthly	6,555.47	6,883.07	7,228.00	7,590.27	7,969.87	8,368.53	8,786.27	9,006.40	9,231.73
			Hourly	37.8200	39.7100	41.7000	43.7900	45.9800	48.2800	50.6900	51.9600	53.2600
Public Information/Intergovernmental Relations Officer	PAM	C28	Annual	95,617.60	100,401.60	105,414.40	110,676.80	116,209.60	122,012.80	128,107.20	131,310.40	134,596.80
			Monthly	7,968.13	8,366.80	8,784.53	9,223.07	9,684.13	10,167.73	10,675.60	10,942.53	11,216.40
			Hourly	45.9700	48.2700	50.6800	53.2100	55.8700	58.6600	61.5900	63.1300	64.7100
Public Safety Contracts Administrator	DMG	C30	Annual	105,414.40	110,676.80	116,209.60	122,012.80	128,107.20	134,513.60	141,232.00	144,768.00	148,387.20
			Monthly	8,784.53	9,223.07	9,684.13	10,167.73	10,675.60	11,209.47	11,769.33	12,064.00	12,365.60
			Hourly	50.6800	53.2100	55.8700	58.6600	61.5900	64.6700	69.9000	69.6000	71.3400
Purchasing Division Manager	DMG	C32	Annual	118,976.00	124,924.80	131,164.80	137,716.80	144,601.60	151,840.00	159,432.00	163,425.60	167,502.40
			Monthly	9,914.67	10,410.40	10,930.40	11,476.40	12,050.13	12,653.33	13,286.00	13,618.80	13,958.53
			Hourly	57.2000	60.0600	63.0600	66.2100	69.5200	73.0000	76.6500	78.5700	80.5300
Recycling Specialist	NE	C16	Annual	53,248.00	55,910.40	58,697.60	61,630.40	64,708.80	67,953.60	71,344.00	73,132.80	74,963.20
			Monthly	4,437.33	4,659.20	4,891.47	5,135.87	5,392.40	5,662.80	5,945.33	6,094.40	6,246.93
			Hourly	25.6000	26.8800	28.2200	29.6300	31.1100	32.6700	34.3000	35.1600	36.0400
Registered Veterinary Technician	NE	C16	Annual	53,248.00	55,910.40	58,697.60	61,630.40	64,708.80	67,953.60	71,344.00	73,132.80	74,963.20
			Monthly	4,437.33	4,659.20	4,891.47	5,135.87	5,392.40	5,662.80	5,945.33	6,094.40	6,246.93
			Hourly	25.6000	26.8800	28.2200	29.6300	31.1100	32.6700	34.3000	35.1600	36.0400
Security Guard	NE	C08	Annual	36,046.40	37,856.00	39,748.80	41,745.60	43,825.60	46,009.60	48,318.40	49,524.80	50,772.80
			Monthly	3,003.87	3,154.67	3,312.40	3,478.80	3,652.13	3,834.13	4,026.53	4,127.07	4,231.07
			Hourly	17.3300	18.2000	19.1100	20.0700	21.0700	22.1200	23.2300	23.8100	24.4100
Senior Accountant	PAM	C25	Annual	82,596.80	86,736.00	91,083.20	95,638.40	100,422.40	105,435.20	110,697.60	113,464.00	116,292.80
			Monthly	6,883.07	7,228.00	7,590.27	7,969.87	8,368.53	8,786.27	9,224.80	9,455.33	9,691.07
			Hourly	39.7100	41.7000	43.7900	45.9800	48.2800	50.6900	53.2200	54.5500	55.9100
Senior Administrative Assistant	NE	C17	Annual	55,910.40	58,697.60	61,630.40	64,708.80	67,953.60	71,344.00	74,921.60	76,793.60	78,707.20
			Monthly	4,659.20	4,891.47	5,135.87	5,392.40	5,662.80	5,945.33	6,243.47	6,399.47	6,558.93
			Hourly	26.8800	28.2200	29.6300	31.1100	32.6700	34.3000	36.0200	36.9200	37.8400

Attachment: HA Resolution 2023-XX (6224 : FISCAL YEAR 2023/24 FIRST QUARTER OPERATING & CIP

**CITY OF MORENO VALLEY**

**SALARY SCALE - CAREER POSITIONS**  
EFFECTIVE 11/07/23

TITLE	GRP	GRADE		SALARY								
				A	B	C	D	E	F	G	H	I
				5.0%	5.0%	5.0%	5.0%	5.0%	5.0%	5.0%	2.5%	2.5%
Senior Applications Analyst	PAM	C27	Annual	91,062.40	95,617.60	100,401.60	105,414.40	110,676.80	116,209.60	122,012.80	125,070.40	128,190.40
			Monthly	7,588.53	7,968.13	8,366.80	8,784.53	9,223.07	9,684.13	10,167.73	10,422.53	10,682.53
			Hourly	43.7800	45.9700	48.2700	50.6800	53.2100	55.8700	58.6600	60.1300	61.6300
Senior Building Inspector	PAM	C25	Annual	82,596.80	86,736.00	91,083.20	95,638.40	100,422.40	105,435.20	110,697.60	113,464.00	116,292.80
			Monthly	6,883.07	7,228.00	7,590.27	7,969.87	8,368.53	8,786.27	9,224.80	9,455.33	9,691.07
			Hourly	39.7100	41.7000	43.7900	45.9800	48.2800	50.6900	53.2200	54.5500	55.9100
Senior Community Enhancement Officer	PAM	C22	Annual	71,344.00	74,921.60	78,665.60	82,596.80	86,736.00	91,083.20	95,638.40	98,030.40	100,484.80
			Monthly	5,945.33	6,243.47	6,555.47	6,883.07	7,228.00	7,590.27	7,969.87	8,169.20	8,373.73
			Hourly	34.3000	36.0200	37.8200	39.7100	41.7000	43.7900	45.9800	47.1300	48.3100
Senior Construction Inspector	PAM	C23	Annual	74,921.60	78,665.60	82,596.80	86,736.00	91,083.20	95,638.40	100,422.40	102,939.20	105,518.40
			Monthly	6,243.47	6,555.47	6,883.07	7,228.00	7,590.27	7,969.87	8,368.53	8,578.27	8,793.20
			Hourly	36.0200	37.8200	39.7100	41.7000	43.7900	45.9800	48.2800	49.4900	50.7300
Senior Deputy City Clerk	DMG	C30	Annual	105,414.40	110,676.80	116,209.60	122,012.80	128,107.20	134,513.60	141,232.00	144,768.00	148,387.20
			Monthly	8,784.53	9,223.07	9,684.13	10,167.73	10,675.60	11,209.47	11,769.33	12,064.00	12,365.60
			Hourly	50.6800	53.2100	55.8700	58.6600	61.5900	64.6700	67.9000	69.6000	71.3400
Senior Electrical Engineer	PAM	C31	Annual	110,676.80	116,209.60	122,012.80	128,107.20	134,513.60	141,232.00	148,304.00	152,006.40	155,812.80
			Monthly	9,223.07	9,684.13	10,167.73	10,675.60	11,209.47	11,769.33	12,358.67	12,667.20	12,984.40
			Hourly	53.2100	55.8700	58.6600	61.5900	64.6700	67.9000	71.3000	73.0800	74.9100
Senior Engineer, P.E.	PAM	C31	Annual	110,676.80	116,209.60	122,012.80	128,107.20	134,513.60	141,232.00	148,304.00	152,006.40	155,812.80
			Monthly	9,223.07	9,684.13	10,167.73	10,675.60	11,209.47	11,769.33	12,358.67	12,667.20	12,984.40
			Hourly	53.2100	55.8700	58.6600	61.5900	64.6700	67.9000	71.3000	73.0800	74.9100
Senior Equipment Operator	NE	C18	Annual	58,697.60	61,630.40	64,708.80	67,953.60	71,344.00	74,921.60	78,665.60	80,641.60	82,659.20
			Monthly	4,891.47	5,135.87	5,392.40	5,662.80	5,945.33	6,243.47	6,555.47	6,720.13	6,888.27
			Hourly	28.2200	29.6300	31.1100	32.6700	34.3000	36.0200	37.8200	38.7700	39.7400
Senior Graphics Designer	NE	C19	Annual	61,630.40	64,708.80	67,953.60	71,344.00	74,921.60	78,665.60	82,596.80	84,656.00	86,777.60
			Monthly	5,135.87	5,392.40	5,662.80	5,945.33	6,243.47	6,555.47	6,883.07	7,054.67	7,231.47
			Hourly	29.6300	31.1100	32.6700	34.3000	36.0200	37.8200	39.7100	40.7000	41.7200
Senior Human Resources Analyst	PAM	C27	Annual	91,062.40	95,617.60	100,401.60	105,414.40	110,676.80	116,209.60	122,012.80	125,070.40	128,190.40
			Monthly	7,588.53	7,968.13	8,366.80	8,784.53	9,223.07	9,684.13	10,167.73	10,422.53	10,682.53
			Hourly	43.7800	45.9700	48.2700	50.6800	53.2100	55.8700	58.6600	60.1300	61.6300
Senior Landscape Services Inspector	PAM	C20	Annual	64,708.80	67,953.60	71,344.00	74,921.60	78,665.60	82,596.80	86,736.00	88,899.20	91,124.80
			Monthly	5,392.40	5,662.80	5,945.33	6,243.47	6,555.47	6,883.07	7,228.00	7,408.27	7,593.73
			Hourly	31.1100	32.6700	34.3000	36.0200	37.8200	39.7100	41.7000	42.7400	43.8100
Senior Management Analyst	PAM	C27	Annual	91,062.40	95,617.60	100,401.60	105,414.40	110,676.80	116,209.60	122,012.80	125,070.40	128,190.40
			Monthly	7,588.53	7,968.13	8,366.80	8,784.53	9,223.07	9,684.13	10,167.73	10,422.53	10,682.53
			Hourly	43.7800	45.9700	48.2700	50.6800	53.2100	55.8700	58.6600	60.1300	61.6300
Senior Office Assistant	NE	C13	Annual	45,988.80	48,297.60	50,710.40	53,248.00	55,910.40	58,697.60	61,630.40	63,169.60	64,750.40
			Monthly	3,832.40	4,024.80	4,225.87	4,437.33	4,659.20	4,891.47	5,135.87	5,264.13	5,395.87
			Hourly	22.1100	23.2200	24.3800	25.6000	26.8800	28.2200	29.6300	30.3700	31.1300

Attachment: HA Resolution 2023-XX (6224 : FISCAL YEAR 2023/24 FIRST QUARTER OPERATING & CIP

**CITY OF MORENO VALLEY**

**SALARY SCALE - CAREER POSITIONS**  
EFFECTIVE 11/07/23

TITLE	GRP	GRADE															
			A	B	C	D	E	F	G	H	I						
			5.0%		5.0%		5.0%		5.0%		5.0%		2.5%		2.5%		
Senior Parking Control Officer	NE	C14	Annual	48,297.60	50,710.40	53,248.00	55,910.40	58,697.60	61,630.40	64,708.80	66,331.20	67,995.20					
			Monthly	4,024.80	4,225.87	4,437.33	4,659.20	4,891.47	5,135.87	5,392.40	5,527.60	5,666.27					
			Hourly	23.2200	24.3800	25.6000	26.8800	28.2200	29.6300	31.1100	31.8900	32.6900					
Senior Parks Maintenance Technician	NE	C19	Annual	61,630.40	64,708.80	67,953.60	71,344.00	74,921.60	78,665.60	82,596.80	84,656.00	86,777.60					
			Monthly	5,135.87	5,392.40	5,662.80	5,945.33	6,243.47	6,555.47	6,883.07	7,054.67	7,231.47					
			Hourly	29.6300	31.1100	32.6700	34.3000	36.0200	37.8200	39.7100	40.7000	41.7200					
Senior Payroll Technician	NE	C18	Annual	58,697.60	61,630.40	64,708.80	67,953.60	71,344.00	74,921.60	78,665.60	80,641.60	82,659.20					
			Monthly	4,891.47	5,135.87	5,392.40	5,662.80	5,945.33	6,243.47	6,555.47	6,720.13	6,888.27					
			Hourly	28.2200	29.6300	31.1100	32.6700	34.3000	36.0200	37.8200	38.7700	39.7400					
Senior Permit Technician	NE	C20	Annual	64,708.80	67,953.60	71,344.00	74,921.60	78,665.60	82,596.80	86,736.00	88,899.20	91,124.80					
			Monthly	5,392.40	5,662.80	5,945.33	6,243.47	6,555.47	6,883.07	7,228.00	7,408.27	7,593.73					
			Hourly	31.1100	32.6700	34.3000	36.0200	37.8200	39.7100	41.7000	42.7400	43.8100					
Senior Planner	PAM	C27	Annual	91,062.40	95,617.60	100,401.60	105,414.40	110,676.80	116,209.60	122,012.80	125,070.40	128,190.40					
			Monthly	7,588.53	7,968.13	8,366.80	8,784.53	9,223.07	9,684.13	10,167.73	10,422.53	10,682.53					
			Hourly	43.7800	45.9700	48.2700	50.6800	53.2100	55.8700	58.6600	60.1300	61.6300					
Senior Risk Analyst	PAM	C27	Annual	91,062.40	95,617.60	100,401.60	105,414.40	110,676.80	116,209.60	122,012.80	125,070.40	128,190.40					
			Monthly	7,588.53	7,968.13	8,366.80	8,784.53	9,223.07	9,684.13	10,167.73	10,422.53	10,682.53					
			Hourly	43.7800	45.9700	48.2700	50.6800	53.2100	55.8700	58.6600	60.1300	61.6300					
Senior Telecommunications Technician	NE	C22	Annual	71,344.00	74,921.60	78,665.60	82,596.80	86,736.00	91,083.20	95,638.40	98,030.40	100,484.80					
			Monthly	5,945.33	6,243.47	6,555.47	6,883.07	7,228.00	7,590.27	7,969.87	8,169.20	8,373.73					
			Hourly	34.3000	36.0200	37.8200	39.7100	41.7000	43.7900	45.9800	47.1300	48.3100					
Senior Traffic Signal Technician	PAM	C23	Annual	74,921.60	78,665.60	82,596.80	86,736.00	91,083.20	95,638.40	100,422.40	102,939.20	105,518.40					
			Monthly	6,243.47	6,555.47	6,883.07	7,228.00	7,590.27	7,969.87	8,368.53	8,578.27	8,793.20					
			Hourly	36.0200	37.8200	39.7100	41.7000	43.7900	45.9800	48.2800	49.4900	50.7300					
Special Districts Division Manager	DMG	C34	Annual	137,488.00	144,372.80	151,590.40	159,161.60	167,128.00	175,489.60	184,267.20	188,864.00	193,585.60					
			Monthly	11,457.33	12,031.07	12,632.53	13,263.47	13,927.33	14,624.13	15,355.60	15,738.67	16,132.13					
			Hourly	66.1000	69.4100	72.8800	76.5200	80.3500	84.3700	88.5900	90.8000	93.0700					
Special Events & Facilities Division Manager	DMG	C30	Annual	105,414.40	110,676.80	116,209.60	122,012.80	128,107.20	134,513.60	141,232.00	144,768.00	148,387.20					
			Monthly	8,784.53	9,223.07	9,684.13	10,167.73	10,675.60	11,209.47	11,769.33	12,064.00	12,365.60					
			Hourly	50.6800	53.2100	55.8700	58.6600	61.5900	64.6700	67.9000	69.6000	71.3400					
Storekeeper	NE	C14	Annual	48,297.60	50,710.40	53,248.00	55,910.40	58,697.60	61,630.40	64,708.80	66,331.20	67,995.20					
			Monthly	4,024.80	4,225.87	4,437.33	4,659.20	4,891.47	5,135.87	5,392.40	5,527.60	5,666.27					
			Hourly	23.2200	24.3800	25.6000	26.8800	28.2200	29.6300	31.1100	31.8900	32.6900					
Strategic Initiatives Manager	DMG	C34	Annual	137,488.00	144,372.80	151,590.40	159,161.60	167,128.00	175,489.60	184,267.20	188,864.00	193,585.60					
			Monthly	11,457.33	12,031.07	12,632.53	13,263.47	13,927.33	14,624.13	15,355.60	15,738.67	16,132.13					
			Hourly	66.1000	69.4100	72.8800	76.5200	80.3500	84.3700	88.5900	90.8000	93.0700					
Street Maintenance Supervisor	PAM	C25	Annual	82,596.80	86,736.00	91,083.20	95,638.40	100,422.40	105,435.20	110,697.60	113,464.00	116,292.80					
			Monthly	6,883.07	7,228.00	7,590.27	7,969.87	8,368.53	8,786.27	9,224.80	9,455.33	9,691.07					
			Hourly	39.7100	41.7000	43.7900	45.9800	48.2800	50.6900	53.2200	54.5500	55.9100					

Attachment: HA Resolution 2023-XX (6224 : FISCAL YEAR 2023/24 FIRST QUARTER OPERATING & CIP

**CITY OF MORENO VALLEY**

**SALARY SCALE - CAREER POSITIONS**  
EFFECTIVE 11/07/23

TITLE	GRP	GRADE		SALARY SCALE								
				A	B	C	D	E	F	G	H	I
				5.0%	5.0%	5.0%	5.0%	5.0%	5.0%	5.0%	2.5%	2.5%
Telecommunications Engineer/Administrator	PAM	C29	Annual	100,380.80	105,393.60	110,656.00	116,188.80	121,992.00	128,086.40	134,492.80	137,862.40	141,315.20
			Monthly	8,365.07	8,782.80	9,221.33	9,682.40	10,166.00	10,673.87	11,207.73	11,488.53	11,776.27
			Hourly	48.2600	50.6700	53.2000	55.8600	58.6500	61.5800	64.6600	66.2800	67.9400
Telecommunications Technician	NE	C20	Annual	64,708.80	67,953.60	71,344.00	74,921.60	78,665.60	82,596.80	86,736.00	88,899.20	91,124.80
			Monthly	5,392.40	5,662.80	5,945.33	6,243.47	6,555.47	6,883.07	7,228.00	7,408.27	7,593.73
			Hourly	31.1100	32.6700	34.3000	36.0200	37.8200	39.7100	41.7000	42.7400	43.8100
Traffic Operations Supervisor	PAM	C26	Annual	86,715.20	91,041.60	95,596.80	100,380.80	105,393.60	110,656.00	116,188.80	119,100.80	122,075.20
			Monthly	7,226.27	7,586.80	7,966.40	8,365.07	8,782.80	9,221.33	9,682.40	9,925.07	10,172.93
			Hourly	41.6900	43.7700	45.9600	48.2600	50.6700	53.2000	55.8600	57.2600	58.6900
Traffic Signal Technician	NE	C22	Annual	71,344.00	74,921.60	78,665.60	82,596.80	86,736.00	91,083.20	95,638.40	98,030.40	100,484.80
			Monthly	5,945.33	6,243.47	6,555.47	6,883.07	7,228.00	7,590.27	7,969.87	8,169.20	8,373.73
			Hourly	34.3000	36.0200	37.8200	39.7100	41.7000	43.7900	45.9800	47.1300	48.3100
Traffic Sign/Marking Technician I	NE	C13	Annual	45,988.80	48,297.60	50,710.40	53,248.00	55,910.40	58,697.60	61,630.40	63,169.60	64,750.40
			Monthly	3,832.40	4,024.80	4,225.87	4,437.33	4,659.20	4,891.47	5,135.87	5,264.13	5,395.87
			Hourly	22.1100	23.2200	24.3800	25.6000	26.8800	28.2200	29.6300	30.3700	31.1300
Traffic Sign/Marking Technician II	NE	C15	Annual	50,710.40	53,248.00	55,910.40	58,697.60	61,630.40	64,708.80	67,953.60	69,659.20	71,406.40
			Monthly	4,225.87	4,437.33	4,659.20	4,891.47	5,135.87	5,392.40	5,662.80	5,804.93	5,950.53
			Hourly	24.3800	25.6000	26.8800	28.2200	29.6300	31.1100	32.6700	33.4900	34.3300
Utility Finance Manager	PAM	C28	Annual	95,617.60	100,401.60	105,414.40	110,676.80	116,209.60	122,012.80	128,107.20	131,310.40	134,596.80
			Monthly	7,968.13	8,366.80	8,784.53	9,223.07	9,684.13	10,167.73	10,675.60	10,942.53	11,216.40
			Hourly	45.9700	48.2700	50.6800	53.2100	55.8700	58.6600	61.5900	63.1300	64.7100
Vehicle/Equipment Technician	NE	C17	Annual	55,910.40	58,697.60	61,630.40	64,708.80	67,953.60	71,344.00	74,921.60	76,793.60	78,707.20
			Monthly	4,659.20	4,891.47	5,135.87	5,392.40	5,662.80	5,945.33	6,243.47	6,399.47	6,558.93
			Hourly	26.8800	28.2200	29.6300	31.1100	32.6700	34.3000	36.0200	36.9200	37.8400

Attachment: HA Resolution 2023-XX (6224 : FISCAL YEAR 2023/24 FIRST QUARTER OPERATING & CIP

**CITY OF MORENO VALLEY**

**SALARY SCALE - CAREER POSITIONS**  
EFFECTIVE 07/06/2024

TITLE	GRP	GRADE										
			A	B	C	D	E	F	G	H	I	
			5.0%		5.0%	5.0%	5.0%	5.0%	5.0%	5.0%	2.5%	2.5%
Accountant I	NE	C22	Annual	75,628.80	79,414.40	83,387.20	87,547.20	91,915.20	96,512.00	101,337.60	103,875.20	106,475.20
			Monthly	6,302.40	6,617.87	6,948.93	7,295.60	7,659.60	8,042.67	8,444.80	8,656.27	8,872.93
			Hourly	36.3600	38.1800	40.0900	42.0900	44.1900	46.4000	48.7200	49.9400	51.1900
Accountant II	PAM	C24	Annual	83,387.20	87,547.20	91,915.20	96,512.00	101,337.60	106,412.80	111,737.60	114,524.80	117,395.20
			Monthly	6,948.93	7,295.60	7,659.60	8,042.67	8,444.80	8,867.73	9,311.47	9,543.73	9,782.93
			Hourly	40.0900	42.0900	44.1900	46.4000	48.7200	51.1600	53.7200	55.0600	56.4400
Accounting Assistant	NE	C14	Annual	51,209.60	53,768.00	56,451.20	59,280.00	62,254.40	65,374.40	68,640.00	70,366.40	72,134.40
			Monthly	4,267.47	4,480.67	4,704.27	4,940.00	5,187.87	5,447.87	5,720.00	5,863.87	6,011.20
			Hourly	24.6200	25.8500	27.1400	28.5000	29.9300	31.4300	33.0000	33.8300	34.6800
Accounting Technician	NE	C17	Annual	59,280.00	62,254.40	65,374.40	68,640.00	72,072.00	75,670.40	79,456.00	81,452.80	83,491.20
			Monthly	4,940.00	5,187.87	5,447.87	5,720.00	6,006.00	6,305.87	6,621.33	6,787.73	6,957.60
			Hourly	28.5000	29.9300	31.4300	33.0000	34.6500	36.3800	38.2000	39.1600	40.1400
Accounts Payable Supervisor	NE	C22	Annual	75,628.80	79,414.40	83,387.20	87,547.20	91,915.20	96,512.00	101,337.60	103,875.20	106,475.20
			Monthly	6,302.40	6,617.87	6,948.93	7,295.60	7,659.60	8,042.67	8,444.80	8,656.27	8,872.93
			Hourly	36.3600	38.1800	40.0900	42.0900	44.1900	46.4000	48.7200	49.9400	51.1900
Administrative Assistant	NE	C16	Annual	56,451.20	59,280.00	62,254.40	65,374.40	68,640.00	72,072.00	75,670.40	77,563.20	79,497.60
			Monthly	4,704.27	4,940.00	5,187.87	5,447.87	5,720.00	6,006.00	6,305.87	6,463.60	6,624.80
			Hourly	27.1400	28.5000	29.9300	31.4300	33.0000	34.6500	36.3800	37.2900	38.2200
Animal Care Technician	NE	C11	Annual	44,241.60	46,446.40	48,776.00	51,209.60	53,768.00	56,451.20	59,280.00	60,756.80	62,275.20
			Monthly	3,686.80	3,870.53	4,064.67	4,267.47	4,480.67	4,704.27	4,940.00	5,063.07	5,189.60
			Hourly	21.2700	22.3300	23.4500	24.6200	25.8500	27.1400	28.5000	29.2100	29.9400
Animal Care Technician Supervisor	PAM	C21	Annual	72,051.20	75,649.60	79,435.20	83,408.00	87,588.80	91,977.60	96,574.40	98,987.20	101,462.40
			Monthly	6,004.27	6,304.13	6,619.60	6,950.67	7,299.07	7,664.80	8,047.87	8,248.93	8,455.20
			Hourly	34.6400	36.3700	38.1900	40.1000	42.1100	44.2200	46.4300	47.5900	48.7800
Animal Control Officer	NE	C15	Annual	53,768.00	56,451.20	59,280.00	62,254.40	65,374.40	68,640.00	72,072.00	73,881.60	75,732.80
			Monthly	4,480.67	4,704.27	4,940.00	5,187.87	5,447.87	5,720.00	6,006.00	6,156.80	6,311.07
			Hourly	25.8500	27.1400	28.5000	29.9300	31.4300	33.0000	34.6500	35.5200	36.4100
Animal Rescue Coordinator	NE	C11	Annual	44,241.60	46,446.40	48,776.00	51,209.60	53,768.00	56,451.20	59,280.00	60,756.80	62,275.20
			Monthly	3,686.80	3,870.53	4,064.67	4,267.47	4,480.67	4,704.27	4,940.00	5,063.07	5,189.60
			Hourly	21.2700	22.3300	23.4500	24.6200	25.8500	27.1400	28.5000	29.2100	29.9400
Animal Services Assistant	NE	C10	Annual	42,120.00	44,220.80	46,425.60	48,755.20	51,188.80	53,747.20	56,430.40	57,844.80	59,300.80
			Monthly	3,510.00	3,685.07	3,868.80	4,062.93	4,265.73	4,478.93	4,702.53	4,820.40	4,941.73
			Hourly	20.2500	21.2600	22.3200	23.4400	24.6100	25.8400	27.1300	27.8100	28.5100
Animal Services Dispatcher	NE	C10	Annual	42,120.00	44,220.80	46,425.60	48,755.20	51,188.80	53,747.20	56,430.40	57,844.80	59,300.80
			Monthly	3,510.00	3,685.07	3,868.80	4,062.93	4,265.73	4,478.93	4,702.53	4,820.40	4,941.73
			Hourly	20.2500	21.2600	22.3200	23.4400	24.6100	25.8400	27.1300	27.8100	28.5100
Animal Services Division Manager	DMG	C30	Annual	111,758.40	117,353.60	123,219.20	129,376.00	135,844.80	142,646.40	149,780.80	153,524.80	157,372.80
			Monthly	9,313.20	9,779.47	10,268.27	10,781.33	11,320.40	11,887.20	12,481.73	12,793.73	13,114.40
			Hourly	53.7300	56.4200	59.2400	62.2000	65.3100	68.5800	72.0100	73.8100	75.6600

Attachment: HA Resolution 2023-XX (6224 : FISCAL YEAR 2023/24 FIRST QUARTER OPERATING & CIP

**CITY OF MORENO VALLEY**

**SALARY SCALE - CAREER POSITIONS**  
EFFECTIVE 07/06/2024

TITLE	GRP	GRADE										
			A	B	C	D	E	F	G	H	I	
			5.0%		5.0%	5.0%	5.0%	5.0%	5.0%	5.0%	2.5%	2.5%
Animal Services Field Supervisor	PAM	C22	Annual	75,628.80	79,414.40	83,387.20	87,547.20	91,915.20	96,512.00	101,337.60	103,875.20	106,475.20
			Monthly	6,302.40	6,617.87	6,948.93	7,295.60	7,659.60	8,042.67	8,444.80	8,656.27	8,872.93
			Hourly	36.3600	38.1800	40.0900	42.0900	44.1900	46.4000	48.7200	49.9400	51.1900
Animal Services License Inspector	NE	C11	Annual	44,241.60	46,446.40	48,776.00	51,209.60	53,768.00	56,451.20	59,280.00	60,756.80	62,275.20
			Monthly	3,686.80	3,870.53	4,064.67	4,267.47	4,480.67	4,704.27	4,940.00	5,063.07	5,189.60
			Hourly	21.2700	22.3300	23.4500	24.6200	25.8500	27.1400	28.5000	29.2100	29.9400
Animal Services Office Supervisor	PAM	C21	Annual	72,051.20	75,649.60	79,435.20	83,408.00	87,588.80	91,977.60	96,574.40	98,987.20	101,462.40
			Monthly	6,004.27	6,304.13	6,619.60	6,950.67	7,299.07	7,664.80	8,047.87	8,248.93	8,455.20
			Hourly	34.6400	36.3700	38.1900	40.1000	42.1100	44.2200	46.4300	47.5900	48.7800
Applications & Database Administrator	PAM	C29	Annual	106,412.80	111,737.60	117,332.80	123,198.40	129,355.20	135,824.00	142,625.60	146,182.40	149,843.20
			Monthly	8,867.73	9,311.47	9,777.73	10,266.53	10,779.60	11,318.67	11,885.47	12,181.87	12,486.93
			Hourly	51.1600	53.7200	56.4100	59.2300	62.1900	65.3000	68.5700	70.2800	72.0400
Applications Analyst	PAM	C25	Annual	87,568.00	91,956.80	96,553.60	101,379.20	106,454.40	111,779.20	117,374.40	120,307.20	123,323.20
			Monthly	7,297.33	7,663.07	8,046.13	8,448.27	8,871.20	9,314.93	9,781.20	10,025.60	10,276.93
			Hourly	42.1000	44.2100	46.4200	48.7400	51.1800	53.7400	56.4300	57.8400	59.2900
Assistant to the City Manager	PAM	C24	Annual	83,387.20	87,547.20	91,915.20	96,512.00	101,337.60	106,412.80	111,737.60	114,524.80	117,395.20
			Monthly	6,948.93	7,295.60	7,659.60	8,042.67	8,444.80	8,867.73	9,311.47	9,543.73	9,782.93
			Hourly	40.0900	42.0900	44.1900	46.4000	48.7200	51.1600	53.7200	55.0600	56.4400
Assistant Crossing Guard Supervisor	NE	C05	Annual	38,209.60	38,209.60	40,123.20	42,120.00	42,120.00	44,220.80	44,220.80	46,425.60	46,425.60
			Monthly	3,184.13	3,184.13	3,343.60	3,510.00	3,510.00	3,685.07	3,685.07	3,868.80	3,868.80
			Hourly	18.3700	19.2900	19.2900	20.2500	20.2500	21.2600	21.2600	22.3200	22.3200
Assistant Engineer	PAM	C25	Annual	87,568.00	91,956.80	96,553.60	101,379.20	106,454.40	111,779.20	117,374.40	120,307.20	123,323.20
			Monthly	7,297.33	7,663.07	8,046.13	8,448.27	8,871.20	9,314.93	9,781.20	10,025.60	10,276.93
			Hourly	42.1000	44.2100	46.4200	48.7400	51.1800	53.7400	56.4300	57.8400	59.2900
Assistant Network Administrator	PAM	C26	Annual	91,936.00	96,532.80	101,358.40	106,433.60	111,758.40	117,353.60	123,219.20	126,297.60	129,459.20
			Monthly	7,661.33	8,044.40	8,446.53	8,869.47	9,313.20	9,779.47	10,268.27	10,524.80	10,788.27
			Hourly	44.2000	46.4100	48.7300	51.1700	53.7300	56.4200	59.2400	60.7200	62.2400
Associate Engineer I	PAM	C28	Annual	101,358.40	106,433.60	111,758.40	117,353.60	123,219.20	129,376.00	135,844.80	139,235.20	142,708.80
			Monthly	8,446.53	8,869.47	9,313.20	9,779.47	10,268.27	10,781.33	11,320.40	11,602.93	11,892.40
			Hourly	48.7300	51.1700	53.7300	56.4200	59.2400	62.2000	65.3100	66.9400	68.6100
Associate Engineer II	PAM	C29	Annual	106,412.80	111,737.60	117,332.80	123,198.40	129,355.20	135,824.00	142,625.60	146,182.40	149,843.20
			Monthly	8,867.73	9,311.47	9,777.73	10,266.53	10,779.60	11,318.67	11,885.47	12,181.87	12,486.93
			Hourly	51.1600	53.7200	56.4100	59.2300	62.1900	65.3000	68.5700	70.2800	72.0400
Associate Planner	PAM	C25	Annual	87,568.00	91,956.80	96,553.60	101,379.20	106,454.40	111,779.20	117,374.40	120,307.20	123,323.20
			Monthly	7,297.33	7,663.07	8,046.13	8,448.27	8,871.20	9,314.93	9,781.20	10,025.60	10,276.93
			Hourly	42.1000	44.2100	46.4200	48.7400	51.1800	53.7400	56.4300	57.8400	59.2900
Audio Visual Technician	NE	C18	Annual	62,233.60	65,353.60	68,619.20	72,051.20	75,649.60	79,435.20	83,408.00	85,488.00	87,630.40
			Monthly	5,186.13	5,446.13	5,718.27	6,004.27	6,304.13	6,619.60	6,950.67	7,124.00	7,302.53
			Hourly	29.9200	31.4200	32.9900	34.6400	36.3700	38.1900	40.1000	41.1000	42.1300

Attachment: HA Resolution 2023-XX (6224 : FISCAL YEAR 2023/24 FIRST QUARTER OPERATING & CIP

**CITY OF MORENO VALLEY**

**SALARY SCALE - CAREER POSITIONS**  
EFFECTIVE 07/06/2024

TITLE	GRP	GRADE											
				A	B	C	D	E	F	G	H	I	
					5.0%	5.0%	5.0%	5.0%	5.0%	5.0%	5.0%	2.5%	2.5%
Banquet Facility Representative	PAM	C19	Annual	65,332.80	68,598.40	72,030.40	75,628.80	79,414.40	83,387.20	87,547.20	89,731.20	91,977.60	
			Monthly	5,444.40	5,716.53	6,002.53	6,302.40	6,617.87	6,948.93	7,295.60	7,477.60	7,664.80	
			Hourly	31.4100	32.9800	34.6300	36.3600	38.1800	40.0900	42.0900	43.1400	44.2200	
Building Division Manager/Official	DMG	C34	Annual	145,745.60	153,025.60	160,680.00	168,708.80	177,153.60	186,014.40	195,312.00	200,200.00	205,212.80	
			Monthly	12,145.47	12,752.13	13,390.00	14,059.07	14,762.80	15,501.20	16,276.00	16,683.33	17,101.07	
			Hourly	70.0700	73.5700	77.2500	81.1100	85.1700	89.4300	93.9000	96.2500	98.6600	
Building Inspector II	NE	C24	Annual	83,387.20	87,547.20	91,915.20	96,512.00	101,337.60	106,412.80	111,737.60	114,524.80	117,395.20	
			Monthly	6,948.93	7,295.60	7,659.60	8,042.67	8,444.80	8,867.73	9,311.47	9,543.73	9,782.93	
			Hourly	40.0900	42.0900	44.1900	46.4000	48.7200	51.1600	53.7200	55.0600	56.4400	
Building Safety Supervisor	PAM	C27	Annual	96,532.80	101,358.40	106,433.60	111,758.40	117,353.60	123,219.20	129,376.00	132,620.80	135,928.00	
			Monthly	8,044.40	8,446.53	8,869.47	9,313.20	9,779.47	10,268.27	10,781.33	11,051.73	11,327.33	
			Hourly	46.4100	48.7300	51.1700	53.7300	56.4200	59.2400	62.2000	63.7600	65.3500	
Business License Liaison	NE	C16	Annual	56,451.20	59,280.00	62,254.40	65,374.40	68,640.00	72,072.00	75,670.40	77,563.20	79,497.60	
			Monthly	4,704.27	4,940.00	5,187.87	5,447.87	5,720.00	6,006.00	6,305.87	6,463.60	6,624.80	
			Hourly	27.1400	28.5000	29.9300	31.4300	33.0000	34.6500	36.3800	37.2900	38.2200	
Child Care Assistant	GRA	CC09	Annual	36,628.80	2,204.80	38,833.60	38,833.60	47,195.20	49,545.60	52,020.80	54,620.80	57,345.60	
			Monthly	3,052.40	183.73	3,236.13	3,236.13	3,932.93	4,128.80	4,335.07	4,551.73	4,778.80	
			Hourly	18.6700	19.6000	20.5800	21.6100	22.6900	23.8200	25.0100	26.2600	27.5700	
Child Care Instructor II	GRA	CC11	Annual	41,953.60	44,054.40	46,259.20	48,568.00	51,001.60	53,560.00	56,243.20	57,657.60	59,092.80	
			Monthly	3,496.13	3,671.20	3,854.93	4,047.33	4,250.13	4,463.33	4,686.93	4,804.80	4,924.40	
			Hourly	20.1700	21.1800	22.2400	23.3500	24.5200	25.7500	27.0400	27.7200	28.4100	
Child Care Program Manager	PAM	C19	Annual	65,332.80	68,598.40	72,030.40	75,628.80	79,414.40	83,387.20	87,547.20	89,731.20	91,977.60	
			Monthly	5,444.40	5,716.53	6,002.53	6,302.40	6,617.87	6,948.93	7,295.60	7,477.60	7,664.80	
			Hourly	31.4100	32.9800	34.6300	36.3600	38.1800	40.0900	42.0900	43.1400	44.2200	
Child Care Site Supervisor	GRA	C15	Annual	53,768.00	56,451.20	59,280.00	62,254.40	65,374.40	68,640.00	72,072.00	73,881.60	75,732.80	
			Monthly	4,480.67	4,704.27	4,940.00	5,187.87	5,447.87	5,720.00	6,006.00	6,156.80	6,311.07	
			Hourly	25.8500	27.1400	28.5000	29.9300	31.4300	33.0000	34.6500	35.5200	36.4100	
Community Enhancement Division Manager	DMG	C30	Annual	111,758.40	117,353.60	123,219.20	129,376.00	135,844.80	142,646.40	149,780.80	153,524.80	157,372.80	
			Monthly	9,313.20	9,779.47	10,268.27	10,781.33	11,320.40	11,887.20	12,481.73	12,793.73	13,114.40	
			Hourly	53.7300	56.4200	59.2400	62.2000	65.3100	68.5800	72.0100	73.8100	75.6600	
Community Enhancement Officer I	NE	C18	Annual	62,233.60	65,353.60	68,619.20	72,051.20	75,649.60	79,435.20	83,408.00	85,488.00	87,630.40	
			Monthly	5,186.13	5,446.13	5,718.27	6,004.27	6,304.13	6,619.60	6,950.67	7,124.00	7,302.53	
			Hourly	29.9200	31.4200	32.9900	34.6400	36.3700	38.1900	40.1000	41.1000	42.1300	
Community Enhancement Officer II	NE	C20	Annual	68,598.40	72,030.40	75,628.80	79,414.40	83,387.20	87,547.20	91,915.20	94,203.20	96,553.60	
			Monthly	5,716.53	6,002.53	6,302.40	6,617.87	6,948.93	7,295.60	7,659.60	7,850.27	8,046.13	
			Hourly	32.9800	34.6300	36.3600	38.1800	40.0900	42.0900	44.1900	45.2900	46.4200	
Community Enhancement Supervisor	PAM	C23	Annual	79,435.20	83,408.00	87,588.80	91,977.60	96,574.40	101,400.00	106,475.20	109,137.60	111,862.40	
			Monthly	6,619.60	6,950.67	7,299.07	7,664.80	8,047.87	8,450.00	8,872.93	9,094.80	9,321.87	
			Hourly	38.1900	40.1000	42.1100	44.2200	46.4300	48.7500	51.1900	52.4700	53.7800	

Attachment: HA Resolution 2023-XX (6224 : FISCAL YEAR 2023/24 FIRST QUARTER OPERATING & CIP

**CITY OF MORENO VALLEY**

**SALARY SCALE - CAREER POSITIONS**  
EFFECTIVE 07/06/2024

TITLE	GRP	GRADE										
			A	B	C	D	E	F	G	H	I	
				5.0%	5.0%	5.0%	5.0%	5.0%	5.0%	2.5%	2.5%	
Community Services Assistant Coordinator	NE	C08	Annual	38,209.60	40,123.20	42,120.00	44,220.80	46,425.60	48,755.20	51,188.80	52,478.40	53,788.80
			Monthly	3,184.13	3,343.60	3,510.00	3,685.07	3,868.80	4,062.93	4,265.73	4,373.20	4,482.40
			Hourly	18.3700	19.2900	20.2500	21.2600	22.3200	23.4400	24.6100	25.2300	25.8600
Community Services Coordinator	NE	C10	Annual	42,120.00	44,220.80	46,425.60	48,755.20	51,188.80	53,747.20	56,430.40	57,844.80	59,300.80
			Monthly	3,510.00	3,685.07	3,868.80	4,062.93	4,265.73	4,478.93	4,702.53	4,820.40	4,941.73
			Hourly	20.2500	21.2600	22.3200	23.4400	24.6100	25.8400	27.1300	27.8100	28.5100
Community Services Division Manager	DMG	C30	Annual	111,758.40	117,353.60	123,219.20	129,376.00	135,844.80	142,646.40	149,780.80	153,524.80	157,372.80
			Monthly	9,313.20	9,779.47	10,268.27	10,781.33	11,320.40	11,887.20	12,481.73	12,793.73	13,114.40
			Hourly	53.7300	56.4200	59.2400	62.2000	65.3100	68.5800	72.0100	73.8100	75.6600
Community Services Supervisor	PAM	C19	Annual	65,332.80	68,598.40	72,030.40	75,628.80	79,414.40	83,387.20	87,547.20	89,731.20	91,977.60
			Monthly	5,444.40	5,716.53	6,002.53	6,302.40	6,617.87	6,948.93	7,295.60	7,477.60	7,664.80
			Hourly	31.4100	32.9800	34.6300	36.3600	38.1800	40.0900	42.0900	43.1400	44.2200
Construction Inspector	NE	C22	Annual	75,628.80	79,414.40	83,387.20	87,547.20	91,915.20	96,512.00	101,337.60	103,875.20	106,475.20
			Monthly	6,302.40	6,617.87	6,948.93	7,295.60	7,659.60	8,042.67	8,444.80	8,656.27	8,872.93
			Hourly	36.3600	38.1800	40.0900	42.0900	44.1900	46.4000	48.7200	49.9400	51.1900
Construction Inspector Supervisor	PAM	C25	Annual	87,568.00	91,956.80	96,553.60	101,379.20	106,454.40	111,779.20	117,374.40	120,307.20	123,323.20
			Monthly	7,297.33	7,663.07	8,046.13	8,448.27	8,871.20	9,314.93	9,781.20	10,025.60	10,276.93
			Hourly	42.1000	44.2100	46.4200	48.7400	51.1800	53.7400	56.4300	57.8400	59.2900
Crossing Guard Supervisor	NE	C07	Annual	38,209.60	40,123.20	42,120.00	44,220.80	46,425.60	48,755.20	51,188.80	52,478.40	53,788.80
			Monthly	3,184.13	3,343.60	3,510.00	3,685.07	3,868.80	4,062.93	4,265.73	4,373.20	4,482.40
			Hourly	18.3700	19.2900	20.2500	21.2600	22.3200	23.4400	24.6100	25.2300	25.8600
Customer Service Manager	PAM	C26	Annual	91,936.00	96,532.80	101,358.40	106,433.60	111,758.40	117,353.60	123,219.20	126,297.60	129,459.20
			Monthly	7,661.33	8,044.40	8,446.53	8,869.47	9,313.20	9,779.47	10,268.27	10,524.80	10,788.27
			Hourly	44.2000	46.4100	48.7300	51.1700	53.7300	56.4200	59.2400	60.7200	62.2400
Deputy City Clerk	NE	C17	Annual	59,280.00	62,254.40	65,374.40	68,640.00	72,072.00	75,670.40	79,456.00	81,452.80	83,491.20
			Monthly	4,940.00	5,187.87	5,447.87	5,720.00	6,006.00	6,305.87	6,621.33	6,787.73	6,957.60
			Hourly	28.5000	29.9300	31.4300	33.0000	34.6500	36.3800	38.2000	39.1600	40.1400
Deputy City Manager	DMG	C30	Annual	111,758.40	117,353.60	123,219.20	129,376.00	135,844.80	142,646.40	149,780.80	153,524.80	157,372.80
			Monthly	9,313.20	9,779.47	10,268.27	10,781.33	11,320.40	11,887.20	12,481.73	12,793.73	13,114.40
			Hourly	53.7300	56.4200	59.2400	62.2000	65.3100	68.5800	72.0100	73.8100	75.6600
Deputy Compliance Director	DMG	C35	Annual	153,046.40	160,700.80	168,729.60	177,174.40	186,035.20	195,332.80	205,108.80	210,246.40	215,508.80
			Monthly	12,753.87	13,391.73	14,060.80	14,764.53	15,502.93	16,277.73	17,092.40	17,520.53	17,959.07
			Hourly	73.5800	77.2600	81.1200	85.1800	89.4400	93.9100	98.6100	101.0800	103.6100
Deputy Finance Director	DMG	C34	Annual	145,745.60	153,025.60	160,680.00	168,708.80	177,153.60	186,014.40	195,312.00	200,200.00	205,212.80
			Monthly	12,145.47	12,752.13	13,390.00	14,059.07	14,762.80	15,501.20	16,276.00	16,683.33	17,101.07
			Hourly	70.0700	73.5700	77.2500	81.1100	85.1700	89.4300	93.9000	96.2500	98.6600
Economic Development Division Manager	DMG	C30	Annual	111,758.40	117,353.60	123,219.20	129,376.00	135,844.80	142,646.40	149,780.80	153,524.80	157,372.80
			Monthly	9,313.20	9,779.47	10,268.27	10,781.33	11,320.40	11,887.20	12,481.73	12,793.73	13,114.40
			Hourly	53.7300	56.4200	59.2400	62.2000	65.3100	68.5800	72.0100	73.8100	75.6600

Attachment: HA Resolution 2023-XX (6224 : FISCAL YEAR 2023/24 FIRST QUARTER OPERATING & CIP



**CITY OF MORENO VALLEY**

**SALARY SCALE - CAREER POSITIONS**  
EFFECTIVE 07/06/2024

TITLE	GRP	GRADE										
			A	B	C	D	E	F	G	H	I	
				5.0%	5.0%	5.0%	5.0%	5.0%	5.0%	2.5%	2.5%	
Electric Utility Assistant Manager	PAM	C34	Annual	145,745.60	153,025.60	160,680.00	168,708.80	177,153.60	186,014.40	195,312.00	200,200.00	205,212.80
			Monthly	12,145.47	12,752.13	13,390.00	14,059.07	14,762.80	15,501.20	16,276.00	16,683.33	17,101.07
			Hourly	70.0700	73.5700	77.2500	81.1100	85.1700	89.4300	93.9000	96.2500	98.6600
Electric Utility Division Manager	DMG	C36	Annual	168,438.40	176,862.40	185,702.40	194,979.20	204,734.40	214,968.00	225,721.60	231,358.40	237,140.80
			Monthly	14,036.53	14,738.53	15,475.20	16,248.27	17,061.20	17,914.00	18,810.13	19,279.87	19,761.73
			Hourly	80.9800	85.0300	89.2800	93.7400	98.4300	103.3500	108.5200	111.2300	114.0100
Electric Utility Program Coordinator	PAM	C27	Annual	96,532.80	101,358.40	106,433.60	111,758.40	117,353.60	123,219.20	129,376.00	132,620.80	135,928.00
			Monthly	8,044.40	8,446.53	8,869.47	9,313.20	9,779.47	10,268.27	10,781.33	11,051.73	11,327.33
			Hourly	46.4100	48.7300	51.1700	53.7300	56.4200	59.2400	62.2000	63.7600	65.3500
Emergency Management Coordinator	PAM	C22	Annual	75,628.80	79,414.40	83,387.20	87,547.20	91,915.20	96,512.00	101,337.60	103,875.20	106,475.20
			Monthly	6,302.40	6,617.87	6,948.93	7,295.60	7,659.60	8,042.67	8,444.80	8,656.27	8,872.93
			Hourly	36.3600	38.1800	40.0900	42.0900	44.1900	46.4000	48.7200	49.9400	51.1900
Emergency Management & Volunteer Services Program Manager	DMG	C30	Annual	111,758.40	117,353.60	123,219.20	129,376.00	135,844.80	142,646.40	149,780.80	153,524.80	157,372.80
			Monthly	9,313.20	9,779.47	10,268.27	10,781.33	11,320.40	11,887.20	12,481.73	12,793.73	13,114.40
			Hourly	53.7300	56.4200	59.2400	62.2000	65.3100	68.5800	72.0100	73.8100	75.6600
Engineering Division Manager/Assistant City Engineer	DMG	C34	Annual	145,745.60	153,025.60	160,680.00	168,708.80	177,153.60	186,014.40	195,312.00	200,200.00	205,212.80
			Monthly	12,145.47	12,752.13	13,390.00	14,059.07	14,762.80	15,501.20	16,276.00	16,683.33	17,101.07
			Hourly	70.0700	73.5700	77.2500	81.1100	85.1700	89.4300	93.9000	96.2500	98.6600
Enterprise Systems Administrator	PAM	C31	Annual	117,332.80	123,198.40	129,355.20	135,824.00	142,625.60	149,760.00	157,248.00	161,179.20	165,214.40
			Monthly	9,777.73	10,266.53	10,779.60	11,318.67	11,885.47	12,480.00	13,104.00	13,431.60	13,767.87
			Hourly	56.4100	59.2300	62.1900	65.3000	68.5700	72.0000	75.6000	77.4900	79.4300
Equipment Operator	NE	C17	Annual	59,280.00	62,254.40	65,374.40	68,640.00	72,072.00	75,670.40	79,456.00	81,452.80	83,491.20
			Monthly	4,940.00	5,187.87	5,447.87	5,720.00	6,006.00	6,305.87	6,621.33	6,787.73	6,957.60
			Hourly	28.5000	29.9300	31.4300	33.0000	34.6500	36.3800	38.2000	39.1600	40.1400
Executive Assistant I	NE	C19	Annual	65,332.80	68,598.40	72,030.40	75,628.80	79,414.40	83,387.20	87,547.20	89,731.20	91,977.60
			Monthly	5,444.40	5,716.53	6,002.53	6,302.40	6,617.87	6,948.93	7,295.60	7,477.60	7,664.80
			Hourly	31.4100	32.9800	34.6300	36.3600	38.1800	40.0900	42.0900	43.1400	44.2200
Executive Assistant to Mayor/City Council	DMG	C30	Annual	111,758.40	117,353.60	123,219.20	129,376.00	135,844.80	142,646.40	149,780.80	153,524.80	157,372.80
			Monthly	9,313.20	9,779.47	10,268.27	10,781.33	11,320.40	11,887.20	12,481.73	12,793.73	13,114.40
			Hourly	53.7300	56.4200	59.2400	62.2000	65.3100	68.5800	72.0100	73.8100	75.6600
Facilities Maintenance Mechanic	NE	C15	Annual	53,768.00	56,451.20	59,280.00	62,254.40	65,374.40	68,640.00	72,072.00	73,881.60	75,732.80
			Monthly	4,480.67	4,704.27	4,940.00	5,187.87	5,447.87	5,720.00	6,006.00	6,156.80	6,311.07
			Hourly	25.8500	27.1400	28.5000	29.9300	31.4300	33.0000	34.6500	35.5200	36.4100
Facilities Maintenance Worker	NE	C13	Annual	48,755.20	51,188.80	53,747.20	56,430.40	59,259.20	62,212.80	65,332.80	66,976.00	68,660.80
			Monthly	4,062.93	4,265.73	4,478.93	4,702.53	4,938.27	5,184.40	5,444.40	5,581.33	5,721.73
			Hourly	23.4400	24.6100	25.8400	27.1300	28.4900	29.9100	31.4100	32.2000	33.0100
Financial Operations Division Manager	DMG	C33	Annual	135,574.40	142,355.20	149,468.80	156,936.00	164,777.60	173,014.40	181,667.20	186,201.60	190,860.80
			Monthly	11,297.87	11,862.93	12,455.73	13,078.00	13,731.47	14,417.87	15,138.93	15,516.80	15,905.07
			Hourly	65.1800	68.4400	71.8600	75.4500	79.2200	83.1800	87.3400	89.5200	91.7600

Attachment: HA Resolution 2023-XX (6224 : FISCAL YEAR 2023/24 FIRST QUARTER OPERATING & CIP

**CITY OF MORENO VALLEY**

**SALARY SCALE - CAREER POSITIONS**  
EFFECTIVE 07/06/2024

TITLE	GRP	GRADE										
			A	B	C	D	E	F	G	H	I	
				5.0%	5.0%	5.0%	5.0%	5.0%	5.0%	5.0%	2.5%	2.5%
Financial Resources Division Manager	DMG	C33	Annual	135,574.40	142,355.20	149,468.80	156,936.00	164,777.60	173,014.40	181,667.20	186,201.60	190,860.80
			Monthly	11,297.87	11,862.93	12,455.73	13,078.00	13,731.47	14,417.87	15,138.93	15,516.80	15,905.07
			Hourly	65.1800	68.4400	71.8600	75.4500	79.2200	83.1800	87.3400	89.5200	91.7600
Fleet & Facilities Division Manager	DMG	C31	Annual	117,332.80	123,198.40	129,355.20	135,824.00	142,625.60	149,760.00	157,248.00	161,179.20	165,214.40
			Monthly	9,777.73	10,266.53	10,779.60	11,318.67	11,885.47	12,480.00	13,104.00	13,431.60	13,767.87
			Hourly	56.4100	59.2300	62.1900	65.3000	68.5700	72.0000	75.6000	77.4900	79.4300
Fleet & Facilities Maintenance Supervisor	PAM	C27	Annual	96,532.80	101,358.40	106,433.60	111,758.40	117,353.60	123,219.20	129,376.00	132,620.80	135,928.00
			Monthly	8,044.40	8,446.53	8,869.47	9,313.20	9,779.47	10,268.27	10,781.33	11,051.73	11,327.33
			Hourly	46.4100	48.7300	51.1700	53.7300	56.4200	59.2400	62.2000	63.7600	65.3500
GIS Administrator	PAM	C29	Annual	106,412.80	111,737.60	117,332.80	123,198.40	129,355.20	135,824.00	142,625.60	146,182.40	149,843.20
			Monthly	8,867.73	9,311.47	9,777.73	10,266.53	10,779.60	11,318.67	11,885.47	12,181.87	12,486.93
			Hourly	51.1600	53.7200	56.4100	59.2300	62.1900	65.3000	68.5700	70.2800	72.0400
GIS Applications Analyst	PAM	C25	Annual	87,568.00	91,956.80	96,553.60	101,379.20	106,454.40	111,779.20	117,374.40	120,307.20	123,323.20
			Monthly	7,297.33	7,663.07	8,046.13	8,448.27	8,871.20	9,314.93	9,781.20	10,025.60	10,276.93
			Hourly	42.1000	44.2100	46.4200	48.7400	51.1800	53.7400	56.4300	57.8400	59.2900
GIS Specialist	NE	C21	Annual	72,051.20	75,649.60	79,435.20	83,408.00	87,588.80	91,977.60	96,574.40	98,987.20	101,462.40
			Monthly	6,004.27	6,304.13	6,619.60	6,950.67	7,299.07	7,664.80	8,047.87	8,248.93	8,455.20
			Hourly	34.6400	36.3700	38.1900	40.1000	42.1100	44.2200	46.4300	47.5900	48.7800
Grants Division Manager	DMG	C33	Annual	135,574.40	142,355.20	149,468.80	156,936.00	164,777.60	173,014.40	181,667.20	186,201.60	190,860.80
			Monthly	11,297.87	11,862.93	12,455.73	13,078.00	13,731.47	14,417.87	15,138.93	15,516.80	15,905.07
			Hourly	65.1800	68.4400	71.8600	75.4500	79.2200	83.1800	87.3400	89.5200	91.7600
Human Resources Analyst	PAM	C24	Annual	83,387.20	87,547.20	91,915.20	96,512.00	101,337.60	106,412.80	111,737.60	114,524.80	117,395.20
			Monthly	6,948.93	7,295.60	7,659.60	8,042.67	8,444.80	8,867.73	9,311.47	9,543.73	9,782.93
			Hourly	40.0900	42.0900	44.1900	46.4000	48.7200	51.1600	53.7200	55.0600	56.4400
Human Resources Division Manager	DMG	C34	Annual	145,745.60	153,025.60	160,680.00	168,708.80	177,153.60	186,014.40	195,312.00	200,200.00	205,212.80
			Monthly	12,145.47	12,752.13	13,390.00	14,059.07	14,762.80	15,501.20	16,276.00	16,683.33	17,101.07
			Hourly	70.0700	73.5700	77.2500	81.1100	85.1700	89.4300	93.9000	96.2500	98.6600
Human Resources Technician	NE	C22	Annual	75,628.80	79,414.40	83,387.20	87,547.20	91,915.20	96,512.00	101,337.60	103,875.20	106,475.20
			Monthly	6,302.40	6,617.87	6,948.93	7,295.60	7,659.60	8,042.67	8,444.80	8,656.27	8,872.93
			Hourly	36.3600	38.1800	40.0900	42.0900	44.1900	46.4000	48.7200	49.9400	51.1900
Information Technology Technician	NE	C20	Annual	68,598.40	72,030.40	75,628.80	79,414.40	83,387.20	87,547.20	91,915.20	94,203.20	96,553.60
			Monthly	5,716.53	6,002.53	6,302.40	6,617.87	6,948.93	7,295.60	7,659.60	7,850.27	8,046.13
			Hourly	32.9800	34.6300	36.3600	38.1800	40.0900	42.0900	44.1900	45.2900	46.4200
Landscape Services Inspector	NE	C18	Annual	62,233.60	65,353.60	68,619.20	72,051.20	75,649.60	79,435.20	83,408.00	85,488.00	87,630.40
			Monthly	5,186.13	5,446.13	5,718.27	6,004.27	6,304.13	6,619.60	6,950.67	7,124.00	7,302.53
			Hourly	29.9200	31.4200	32.9900	34.6400	36.3700	38.1900	40.1000	41.1000	42.1300
Lead Facilities Maintenance Worker	NE	C18	Annual	62,233.60	65,353.60	68,619.20	72,051.20	75,649.60	79,435.20	83,408.00	85,488.00	87,630.40
			Monthly	5,186.13	5,446.13	5,718.27	6,004.27	6,304.13	6,619.60	6,950.67	7,124.00	7,302.53
			Hourly	29.9200	31.4200	32.9900	34.6400	36.3700	38.1900	40.1000	41.1000	42.1300

Attachment: HA Resolution 2023-XX (6224 : FISCAL YEAR 2023/24 FIRST QUARTER OPERATING & CIP

**CITY OF MORENO VALLEY**

**SALARY SCALE - CAREER POSITIONS**  
EFFECTIVE 07/06/2024

TITLE	GRP	GRADE										
			A	B	C	D	E	F	G	H	I	
				5.0%	5.0%	5.0%	5.0%	5.0%	5.0%	2.5%	2.5%	
Lead Maintenance Worker	NE	C19	Annual	65,332.80	68,598.40	72,030.40	75,628.80	79,414.40	83,387.20	87,547.20	89,731.20	91,977.60
			Monthly	5,444.40	5,716.53	6,002.53	6,302.40	6,617.87	6,948.93	7,295.60	7,477.60	7,664.80
			Hourly	31.4100	32.9800	34.6300	36.3600	38.1800	40.0900	42.0900	43.1400	44.2200
Lead Parks Maintenance Worker	NE	C15	Annual	53,768.00	56,451.20	59,280.00	62,254.40	65,374.40	68,640.00	72,072.00	73,881.60	75,732.80
			Monthly	4,480.67	4,704.27	4,940.00	5,187.87	5,447.87	5,720.00	6,006.00	6,156.80	6,311.07
			Hourly	25.8500	27.1400	28.5000	29.9300	31.4300	33.0000	34.6500	35.5200	36.4100
Lead Traffic Sign/Marking Technician	NE	C18	Annual	62,233.60	65,353.60	68,619.20	72,051.20	75,649.60	79,435.20	83,408.00	85,488.00	87,630.40
			Monthly	5,186.13	5,446.13	5,718.27	6,004.27	6,304.13	6,619.60	6,950.67	7,124.00	7,302.53
			Hourly	29.9200	31.4200	32.9900	34.6400	36.3700	38.1900	40.1000	41.1000	42.1300
Lead Vehicle/Equipment Technician	NE	C19	Annual	65,332.80	68,598.40	72,030.40	75,628.80	79,414.40	83,387.20	87,547.20	89,731.20	91,977.60
			Monthly	5,444.40	5,716.53	6,002.53	6,302.40	6,617.87	6,948.93	7,295.60	7,477.60	7,664.80
			Hourly	31.4100	32.9800	34.6300	36.3600	38.1800	40.0900	42.0900	43.1400	44.2200
Maintenance & Operations Division Manager	DMG	C31	Annual	117,332.80	123,198.40	129,355.20	135,824.00	142,625.60	149,760.00	157,248.00	161,179.20	165,214.40
			Monthly	9,777.73	10,266.53	10,779.60	11,318.67	11,885.47	12,480.00	13,104.00	13,431.60	13,767.87
			Hourly	56.4100	59.2300	62.1900	65.3000	68.5700	72.0000	75.6000	77.4900	79.4300
Maintenance Worker I	NE	C12	Annual	46,446.40	48,776.00	51,209.60	53,768.00	56,451.20	59,280.00	62,254.40	63,814.40	65,416.00
			Monthly	3,870.53	4,064.67	4,267.47	4,480.67	4,704.27	4,940.00	5,187.87	5,317.87	5,451.33
			Hourly	22.3300	23.4500	24.6200	25.8500	27.1400	28.5000	29.9300	30.6800	31.4500
Maintenance Worker II	NE	C15	Annual	53,768.00	56,451.20	59,280.00	62,254.40	65,374.40	68,640.00	72,072.00	73,881.60	75,732.80
			Monthly	4,480.67	4,704.27	4,940.00	5,187.87	5,447.87	5,720.00	6,006.00	6,156.80	6,311.07
			Hourly	25.8500	27.1400	28.5000	29.9300	31.4300	33.0000	34.6500	35.5200	36.4100
Maintenance Worker/Work Release Coordinator	NE	C16	Annual	56,451.20	59,280.00	62,254.40	65,374.40	68,640.00	72,072.00	75,670.40	77,563.20	79,497.60
			Monthly	4,704.27	4,940.00	5,187.87	5,447.87	5,720.00	6,006.00	6,305.87	6,463.60	6,624.80
			Hourly	27.1400	28.5000	29.9300	31.4300	33.0000	34.6500	36.3800	37.2900	38.2200
Management Aide	NE	C18	Annual	62,233.60	65,353.60	68,619.20	72,051.20	75,649.60	79,435.20	83,408.00	85,488.00	87,630.40
			Monthly	5,186.13	5,446.13	5,718.27	6,004.27	6,304.13	6,619.60	6,950.67	7,124.00	7,302.53
			Hourly	29.9200	31.4200	32.9900	34.6400	36.3700	38.1900	40.1000	41.1000	42.1300
Management Analyst	PAM	C24	Annual	83,387.20	87,547.20	91,915.20	96,512.00	101,337.60	106,412.80	111,737.60	114,524.80	117,395.20
			Monthly	6,948.93	7,295.60	7,659.60	8,042.67	8,444.80	8,867.73	9,311.47	9,543.73	9,782.93
			Hourly	40.0900	42.0900	44.1900	46.4000	48.7200	51.1600	53.7200	55.0600	56.4400
Management Assistant	PAM	C22	Annual	75,628.80	79,414.40	83,387.20	87,547.20	91,915.20	96,512.00	101,337.60	103,875.20	106,475.20
			Monthly	6,302.40	6,617.87	6,948.93	7,295.60	7,659.60	8,042.67	8,444.80	8,656.27	8,872.93
			Hourly	36.3600	38.1800	40.0900	42.0900	44.1900	46.4000	48.7200	49.9400	51.1900
Media & Communications Division Manager	DMG	C33	Annual	135,574.40	142,355.20	149,468.80	156,936.00	164,777.60	173,014.40	181,667.20	186,201.60	190,860.80
			Monthly	11,297.87	11,862.93	12,455.73	13,078.00	13,731.47	14,417.87	15,138.93	15,516.80	15,905.07
			Hourly	65.1800	68.4400	71.8600	75.4500	79.2200	83.1800	87.3400	89.5200	91.7600
Network Administrator	PAM	C31	Annual	117,332.80	123,198.40	129,355.20	135,824.00	142,625.60	149,760.00	157,248.00	161,179.20	165,214.40
			Monthly	9,777.73	10,266.53	10,779.60	11,318.67	11,885.47	12,480.00	13,104.00	13,431.60	13,767.87
			Hourly	56.4100	59.2300	62.1900	65.3000	68.5700	72.0000	75.6000	77.4900	79.4300

Attachment: HA Resolution 2023-XX (6224 : FISCAL YEAR 2023/24 FIRST QUARTER OPERATING & CIP

**CITY OF MORENO VALLEY**

**SALARY SCALE - CAREER POSITIONS**  
EFFECTIVE 07/06/2024

TITLE	GRP	GRADE		SALARY									
				A	B	C	D	E	F	G	H	I	
					5.0%	5.0%	5.0%	5.0%	5.0%	5.0%	5.0%	2.5%	2.5%
Network & Systems Specialist	PAM	C24	Annual	83,387.20	87,547.20	91,915.20	96,512.00	101,337.60	106,412.80	111,737.60	114,524.80	117,395.20	
			Monthly	6,948.93	7,295.60	7,659.60	8,042.67	8,444.80	8,867.73	9,311.47	9,543.73	9,782.93	
			Hourly	40.0900	42.0900	44.1900	46.4000	48.7200	51.1600	53.7200	55.0600	56.4400	
Paralegal	NE	C20	Annual	68,598.40	72,030.40	75,628.80	79,414.40	83,387.20	87,547.20	91,915.20	94,203.20	96,553.60	
			Monthly	5,716.53	6,002.53	6,302.40	6,617.87	6,948.93	7,295.60	7,659.60	7,850.27	8,046.13	
			Hourly	32.9800	34.6300	36.3600	38.1800	40.0900	42.0900	44.1900	45.2900	46.4200	
Park Ranger	NE	C16	Annual	56,451.20	59,280.00	62,254.40	65,374.40	68,640.00	72,072.00	75,670.40	77,563.20	79,497.60	
			Monthly	4,704.27	4,940.00	5,187.87	5,447.87	5,720.00	6,006.00	6,305.87	6,463.60	6,624.80	
			Hourly	27.1400	28.5000	29.9300	31.4300	33.0000	34.6500	36.3800	37.2900	38.2200	
Parking Control Officer	NE	C12	Annual	46,446.40	48,776.00	51,209.60	53,768.00	56,451.20	59,280.00	62,254.40	63,814.40	65,416.00	
			Monthly	3,870.53	4,064.67	4,267.47	4,480.67	4,704.27	4,940.00	5,187.87	5,317.87	5,451.33	
			Hourly	22.3300	23.4500	24.6200	25.8500	27.1400	28.5000	29.9300	30.6800	31.4500	
Parks & Community Services Administration & Financial Services Division Manager	DMG	C30	Annual	111,758.40	117,353.60	123,219.20	129,376.00	135,844.80	142,646.40	149,780.80	153,524.80	157,372.80	
			Monthly	9,313.20	9,779.47	10,268.27	10,781.33	11,320.40	11,887.20	12,481.73	12,793.73	13,114.40	
			Hourly	53.7300	56.4200	59.2400	62.2000	65.3100	68.5800	72.0100	73.8100	75.6600	
Parks & Landscape Services Division Manager	DMG	C31	Annual	117,332.80	123,198.40	129,355.20	135,824.00	142,625.60	149,760.00	157,248.00	161,179.20	165,214.40	
			Monthly	9,777.73	10,266.53	10,779.60	11,318.67	11,885.47	12,480.00	13,104.00	13,431.60	13,767.87	
			Hourly	56.4100	59.2300	62.1900	65.3000	68.5700	72.0000	75.6000	77.4900	79.4300	
Parks Maintenance Supervisor	PAM	C25	Annual	87,568.00	91,956.80	96,553.60	101,379.20	106,454.40	111,779.20	117,374.40	120,307.20	123,323.20	
			Monthly	7,297.33	7,663.07	8,046.13	8,448.27	8,871.20	9,314.93	9,781.20	10,025.60	10,276.93	
			Hourly	42.1000	44.2100	46.4200	48.7400	51.1800	53.7400	56.4300	57.8400	59.2900	
Parks Maintenance Worker	NE	C12	Annual	46,446.40	48,776.00	51,209.60	53,768.00	56,451.20	59,280.00	62,254.40	63,814.40	65,416.00	
			Monthly	3,870.53	4,064.67	4,267.47	4,480.67	4,704.27	4,940.00	5,187.87	5,317.87	5,451.33	
			Hourly	22.3300	23.4500	24.6200	25.8500	27.1400	28.5000	29.9300	30.6800	31.4500	
Parks Project Manager	PAM	C25	Annual	87,568.00	91,956.80	96,553.60	101,379.20	106,454.40	111,779.20	117,374.40	120,307.20	123,323.20	
			Monthly	7,297.33	7,663.07	8,046.13	8,448.27	8,871.20	9,314.93	9,781.20	10,025.60	10,276.93	
			Hourly	42.1000	44.2100	46.4200	48.7400	51.1800	53.7400	56.4300	57.8400	59.2900	
Payroll Supervisor	PAM	C26	Annual	91,936.00	96,532.80	101,358.40	106,433.60	111,758.40	117,353.60	123,219.20	126,297.60	129,459.20	
			Monthly	7,661.33	8,044.40	8,446.53	8,869.47	9,313.20	9,779.47	10,268.27	10,524.80	10,788.27	
			Hourly	44.2000	46.4100	48.7300	51.1700	53.7300	56.4200	59.2400	60.7200	62.2400	
Permit Technician	NE	C18	Annual	62,233.60	65,353.60	68,619.20	72,051.20	75,649.60	79,435.20	83,408.00	85,488.00	87,630.40	
			Monthly	5,186.13	5,446.13	5,718.27	6,004.27	6,304.13	6,619.60	6,950.67	7,124.00	7,302.53	
			Hourly	29.9200	31.4200	32.9900	34.6400	36.3700	38.1900	40.1000	41.1000	42.1300	
Planning Division Manager/Official	DMG	C34	Annual	145,745.60	153,025.60	160,680.00	168,708.80	177,153.60	186,014.40	195,312.00	200,200.00	205,212.80	
			Monthly	12,145.47	12,752.13	13,390.00	14,059.07	14,762.80	15,501.20	16,276.00	16,683.33	17,101.07	
			Hourly	70.0700	73.5700	77.2500	81.1100	85.1700	89.4300	93.9000	96.2500	98.6600	
Power Supply Manager	PAM	C29	Annual	106,412.80	111,737.60	117,332.80	123,198.40	129,355.20	135,824.00	142,625.60	146,182.40	149,843.20	
			Monthly	8,867.73	9,311.47	9,777.73	10,266.53	10,779.60	11,318.67	11,885.47	12,181.87	12,486.93	
			Hourly	51.1600	53.7200	56.4100	59.2300	62.1900	65.3000	68.5700	70.2800	72.0400	

Attachment: HA Resolution 2023-XX (6224 : FISCAL YEAR 2023/24 FIRST QUARTER OPERATING & CIP

**CITY OF MORENO VALLEY**

**SALARY SCALE - CAREER POSITIONS**  
EFFECTIVE 07/06/2024

TITLE	GRP	GRADE										
				A	B	C	D	E	F	G	H	I
				5.0%	5.0%	5.0%	5.0%	5.0%	5.0%	5.0%	2.5%	2.5%
Principal Accountant	PAM	C28	Annual	101,358.40	106,433.60	111,758.40	117,353.60	123,219.20	129,376.00	135,844.80	139,235.20	142,708.80
			Monthly	8,446.53	8,869.47	9,313.20	9,779.47	10,268.27	10,781.33	11,320.40	11,602.93	11,892.40
			Hourly	48.7300	51.1700	53.7300	56.4200	59.2400	62.2000	65.3100	66.9400	68.6100
Principal Engineer	DMG	C33	Annual	135,574.40	142,355.20	149,468.80	156,936.00	164,777.60	173,014.40	181,667.20	186,201.60	190,860.80
			Monthly	11,297.87	11,862.93	12,455.73	13,078.00	13,731.47	14,417.87	15,138.93	15,516.80	15,905.07
			Hourly	65.1800	68.4400	71.8600	75.4500	79.2200	83.1800	87.3400	89.5200	91.7600
Principal Engineer/City Traffic Engineer	DMG	C33	Annual	135,574.40	142,355.20	149,468.80	156,936.00	164,777.60	173,014.40	181,667.20	186,201.60	190,860.80
			Monthly	11,297.87	11,862.93	12,455.73	13,078.00	13,731.47	14,417.87	15,138.93	15,516.80	15,905.07
			Hourly	65.1800	68.4400	71.8600	75.4500	79.2200	83.1800	87.3400	89.5200	91.7600
Principal Planner	PAM	C33	Annual	135,574.40	142,355.20	149,468.80	156,936.00	164,777.60	173,014.40	181,667.20	186,201.60	190,860.80
			Monthly	11,297.87	11,862.93	12,455.73	13,078.00	13,731.47	14,417.87	15,138.93	15,516.80	15,905.07
			Hourly	65.1800	68.4400	71.8600	75.4500	79.2200	83.1800	87.3400	89.5200	91.7600
Program Analyst	PAM	C24	Annual	83,387.20	87,547.20	91,915.20	96,512.00	101,337.60	106,412.80	111,737.60	114,524.80	117,395.20
			Monthly	6,948.93	7,295.60	7,659.60	8,042.67	8,444.80	8,867.73	9,311.47	9,543.73	9,782.93
			Hourly	40.0900	42.0900	44.1900	46.4000	48.7200	51.1600	53.7200	55.0600	56.4400
Public Information/Intergovernmental Relations Officer	PAM	C28	Annual	101,358.40	106,433.60	111,758.40	117,353.60	123,219.20	129,376.00	135,844.80	139,235.20	142,708.80
			Monthly	8,446.53	8,869.47	9,313.20	9,779.47	10,268.27	10,781.33	11,320.40	11,602.93	11,892.40
			Hourly	48.7300	51.1700	53.7300	56.4200	59.2400	62.2000	65.3100	66.9400	68.6100
Public Safety Contracts Administrator	DMG	C30	Annual	111,758.40	117,353.60	123,219.20	129,376.00	135,844.80	142,646.40	149,780.80	153,524.80	157,372.80
			Monthly	9,313.20	9,779.47	10,268.27	10,781.33	11,320.40	11,887.20	12,481.73	12,793.73	13,114.40
			Hourly	53.7300	56.4200	59.2400	62.2000	65.3100	68.5800	72.0100	73.8100	75.6600
Purchasing Division Manager	DMG	C32	Annual	126,131.20	132,433.60	139,048.00	145,995.20	153,296.00	160,971.20	169,020.80	173,243.20	177,569.60
			Monthly	10,510.93	11,036.13	11,587.33	12,166.27	12,774.67	13,414.27	14,085.07	14,436.93	14,797.47
			Hourly	60.6400	63.6700	66.8500	70.1900	73.7000	77.3900	81.2600	83.2900	85.3700
Recycling Specialist	NE	C16	Annual	56,451.20	59,280.00	62,254.40	65,374.40	68,640.00	72,072.00	75,670.40	77,563.20	79,497.60
			Monthly	4,704.27	4,940.00	5,187.87	5,447.87	5,720.00	6,006.00	6,305.87	6,463.60	6,624.80
			Hourly	27.1400	28.5000	29.9300	31.4300	33.0000	34.6500	36.3800	37.2900	38.2200
Registered Veterinary Technician	NE	C16	Annual	56,451.20	59,280.00	62,254.40	65,374.40	68,640.00	72,072.00	75,670.40	77,563.20	79,497.60
			Monthly	4,704.27	4,940.00	5,187.87	5,447.87	5,720.00	6,006.00	6,305.87	6,463.60	6,624.80
			Hourly	27.1400	28.5000	29.9300	31.4300	33.0000	34.6500	36.3800	37.2900	38.2200
Security Guard	NE	C08	Annual	38,209.60	40,123.20	42,120.00	44,220.80	46,425.60	48,755.20	51,188.80	52,478.40	53,788.80
			Monthly	3,184.13	3,343.60	3,510.00	3,685.07	3,868.80	4,062.93	4,265.73	4,373.20	4,482.40
			Hourly	18.3700	19.2900	20.2500	21.2600	22.3200	23.4400	24.6100	25.2300	25.8600
Senior Accountant	PAM	C25	Annual	87,568.00	91,956.80	96,553.60	101,379.20	106,454.40	111,779.20	117,374.40	120,307.20	123,323.20
			Monthly	7,297.33	7,663.07	8,046.13	8,448.27	8,871.20	9,314.93	9,781.20	10,025.60	10,276.93
			Hourly	42.1000	44.2100	46.4200	48.7400	51.1800	53.7400	56.4300	57.8400	59.2900
Senior Administrative Assistant	NE	C17	Annual	59,280.00	62,254.40	65,374.40	68,640.00	72,072.00	75,670.40	79,456.00	81,452.80	83,491.20
			Monthly	4,940.00	5,187.87	5,447.87	5,720.00	6,006.00	6,305.87	6,621.33	6,787.73	6,957.60
			Hourly	28.5000	29.9300	31.4300	33.0000	34.6500	36.3800	38.2000	39.1600	40.1400

Attachment: HA Resolution 2023-XX (6224 : FISCAL YEAR 2023/24 FIRST QUARTER OPERATING & CIP

**CITY OF MORENO VALLEY**

**SALARY SCALE - CAREER POSITIONS**  
EFFECTIVE 07/06/2024

TITLE	GRP	GRADE										
			A	B	C	D	E	F	G	H	I	
			5.0%		5.0%	5.0%	5.0%	5.0%	5.0%	5.0%	2.5%	2.5%
Senior Applications Analyst	PAM	C27	Annual	96,532.80	101,358.40	106,433.60	111,758.40	117,353.60	123,219.20	129,376.00	132,620.80	135,928.00
			Monthly	8,044.40	8,446.53	8,869.47	9,313.20	9,779.47	10,268.27	10,781.33	11,051.73	11,327.33
			Hourly	46.4100	48.7300	51.1700	53.7300	56.4200	59.2400	62.2000	63.7600	65.3500
Senior Building Inspector	PAM	C25	Annual	87,568.00	91,956.80	96,553.60	101,379.20	106,454.40	111,779.20	117,374.40	120,307.20	123,323.20
			Monthly	7,297.33	7,663.07	8,046.13	8,448.27	8,871.20	9,314.93	9,781.20	10,025.60	10,276.93
			Hourly	42.1000	44.2100	46.4200	48.7400	51.1800	53.7400	56.4300	57.8400	59.2900
Senior Community Enhancement Officer	PAM	C22	Annual	75,628.80	79,414.40	83,387.20	87,547.20	91,915.20	96,512.00	101,337.60	103,875.20	106,475.20
			Monthly	6,302.40	6,617.87	6,948.93	7,295.60	7,659.60	8,042.67	8,444.80	8,656.27	8,872.93
			Hourly	36.3600	38.1800	40.0900	42.0900	44.1900	46.4000	48.7200	49.9400	51.1900
Senior Construction Inspector	PAM	C23	Annual	79,435.20	83,408.00	87,588.80	91,977.60	96,574.40	101,400.00	106,475.20	109,137.60	111,862.40
			Monthly	6,619.60	6,950.67	7,299.07	7,664.80	8,047.87	8,450.00	8,872.93	9,094.80	9,321.87
			Hourly	38.1900	40.1000	42.1100	44.2200	46.4300	48.7500	51.1900	52.4700	53.7800
Senior Deputy City Clerk	DMG	C30	Annual	111,758.40	117,353.60	123,219.20	129,376.00	135,844.80	142,646.40	149,780.80	153,524.80	157,372.80
			Monthly	9,313.20	9,779.47	10,268.27	10,781.33	11,320.40	11,887.20	12,481.73	12,793.73	13,114.40
			Hourly	53.7300	56.4200	59.2400	62.2000	65.3100	68.5800	72.0100	73.8100	75.6600
Senior Electrical Engineer	PAM	C31	Annual	117,332.80	123,198.40	129,355.20	135,824.00	142,625.60	149,760.00	157,248.00	161,179.20	165,214.40
			Monthly	9,777.73	10,266.53	10,779.60	11,318.67	11,885.47	12,480.00	13,104.00	13,431.60	13,767.87
			Hourly	56.4100	59.2300	62.1900	65.3000	68.5700	72.0000	75.6000	77.4900	79.4300
Senior Engineer, P.E.	PAM	C31	Annual	117,332.80	123,198.40	129,355.20	135,824.00	142,625.60	149,760.00	157,248.00	161,179.20	165,214.40
			Monthly	9,777.73	10,266.53	10,779.60	11,318.67	11,885.47	12,480.00	13,104.00	13,431.60	13,767.87
			Hourly	56.4100	59.2300	62.1900	65.3000	68.5700	72.0000	75.6000	77.4900	79.4300
Senior Equipment Operator	NE	C18	Annual	62,233.60	65,353.60	68,619.20	72,051.20	75,649.60	79,435.20	83,408.00	85,488.00	87,630.40
			Monthly	5,186.13	5,446.13	5,718.27	6,004.27	6,304.13	6,619.60	6,950.67	7,124.00	7,302.53
			Hourly	29.9200	31.4200	32.9900	34.6400	36.3700	38.1900	40.1000	41.1000	42.1300
Senior Graphics Designer	NE	C19	Annual	65,332.80	68,598.40	72,030.40	75,628.80	79,414.40	83,387.20	87,547.20	89,731.20	91,977.60
			Monthly	5,444.40	5,716.53	6,002.53	6,302.40	6,617.87	6,948.93	7,295.60	7,477.60	7,664.80
			Hourly	31.4100	32.9800	34.6300	36.3600	38.1800	40.0900	42.0900	43.1400	44.2200
Senior Human Resources Analyst	PAM	C27	Annual	96,532.80	101,358.40	106,433.60	111,758.40	117,353.60	123,219.20	129,376.00	132,620.80	135,928.00
			Monthly	8,044.40	8,446.53	8,869.47	9,313.20	9,779.47	10,268.27	10,781.33	11,051.73	11,327.33
			Hourly	46.4100	48.7300	51.1700	53.7300	56.4200	59.2400	62.2000	63.7600	65.3500
Senior Landscape Services Inspector	PAM	C20	Annual	68,598.40	72,030.40	75,628.80	79,414.40	83,387.20	87,547.20	91,915.20	94,203.20	96,553.60
			Monthly	5,716.53	6,002.53	6,302.40	6,617.87	6,948.93	7,295.60	7,659.60	7,850.27	8,046.13
			Hourly	32.9800	34.6300	36.3600	38.1800	40.0900	42.0900	44.1900	45.2900	46.4200
Senior Management Analyst	PAM	C27	Annual	96,532.80	101,358.40	106,433.60	111,758.40	117,353.60	123,219.20	129,376.00	132,620.80	135,928.00
			Monthly	8,044.40	8,446.53	8,869.47	9,313.20	9,779.47	10,268.27	10,781.33	11,051.73	11,327.33
			Hourly	46.4100	48.7300	51.1700	53.7300	56.4200	59.2400	62.2000	63.7600	65.3500
Senior Office Assistant	NE	C13	Annual	48,755.20	51,188.80	53,747.20	56,430.40	59,259.20	62,212.80	65,332.80	66,976.00	68,660.80
			Monthly	4,062.93	4,265.73	4,478.93	4,702.53	4,938.27	5,184.40	5,444.40	5,581.33	5,721.73
			Hourly	23.4400	24.6100	25.8400	27.1300	28.4900	29.9100	31.4100	32.2000	33.0100

Attachment: HA Resolution 2023-XX (6224 : FISCAL YEAR 2023/24 FIRST QUARTER OPERATING & CIP

**CITY OF MORENO VALLEY**

**SALARY SCALE - CAREER POSITIONS**  
EFFECTIVE 07/06/2024

TITLE	GRP	GRADE										
			A	B	C	D	E	F	G	H	I	
				5.0%	5.0%	5.0%	5.0%	5.0%	5.0%	2.5%	2.5%	
Senior Parking Control Officer	NE	C14	Annual	51,209.60	53,768.00	56,451.20	59,280.00	62,254.40	65,374.40	68,640.00	70,366.40	72,134.40
			Monthly	4,267.47	4,480.67	4,704.27	4,940.00	5,187.87	5,447.87	5,720.00	5,863.87	6,011.20
			Hourly	24.6200	25.8500	27.1400	28.5000	29.9300	31.4300	33.0000	33.8300	34.6800
Senior Parks Maintenance Technician	NE	C19	Annual	65,332.80	68,598.40	72,030.40	75,628.80	79,414.40	83,387.20	87,547.20	89,731.20	91,977.60
			Monthly	5,444.40	5,716.53	6,002.53	6,302.40	6,617.87	6,948.93	7,295.60	7,477.60	7,664.80
			Hourly	31.4100	32.9800	34.6300	36.3600	38.1800	40.0900	42.0900	43.1400	44.2200
Senior Payroll Technician	NE	C18	Annual	62,233.60	65,353.60	68,619.20	72,051.20	75,649.60	79,435.20	83,408.00	85,488.00	87,630.40
			Monthly	5,186.13	5,446.13	5,718.27	6,004.27	6,304.13	6,619.60	6,950.67	7,124.00	7,302.53
			Hourly	29.9200	31.4200	32.9900	34.6400	36.3700	38.1900	40.1000	41.1000	42.1300
Senior Permit Technician	NE	C20	Annual	68,598.40	72,030.40	75,628.80	79,414.40	83,387.20	87,547.20	91,915.20	94,203.20	96,553.60
			Monthly	5,716.53	6,002.53	6,302.40	6,617.87	6,948.93	7,295.60	7,659.60	7,850.27	8,046.13
			Hourly	32.9800	34.6300	36.3600	38.1800	40.0900	42.0900	44.1900	45.2900	46.4200
Senior Planner	PAM	C27	Annual	96,532.80	101,358.40	106,433.60	111,758.40	117,353.60	123,219.20	129,376.00	132,620.80	135,928.00
			Monthly	8,044.40	8,446.53	8,869.47	9,313.20	9,779.47	10,268.27	10,781.33	11,051.73	11,327.33
			Hourly	46.4100	48.7300	51.1700	53.7300	56.4200	59.2400	62.2000	63.7600	65.3500
Senior Risk Analyst	PAM	C27	Annual	96,532.80	101,358.40	106,433.60	111,758.40	117,353.60	123,219.20	129,376.00	132,620.80	135,928.00
			Monthly	8,044.40	8,446.53	8,869.47	9,313.20	9,779.47	10,268.27	10,781.33	11,051.73	11,327.33
			Hourly	46.4100	48.7300	51.1700	53.7300	56.4200	59.2400	62.2000	63.7600	65.3500
Senior Telecommunications Technician	NE	C22	Annual	75,628.80	79,414.40	83,387.20	87,547.20	91,915.20	96,512.00	101,337.60	103,875.20	106,475.20
			Monthly	6,302.40	6,617.87	6,948.93	7,295.60	7,659.60	8,042.67	8,444.80	8,656.27	8,872.93
			Hourly	36.3600	38.1800	40.0900	42.0900	44.1900	46.4000	48.7200	49.9400	51.1900
Senior Traffic Signal Technician	PAM	C23	Annual	79,435.20	83,408.00	87,588.80	91,977.60	96,574.40	101,400.00	106,475.20	109,137.60	111,862.40
			Monthly	6,619.60	6,950.67	7,299.07	7,664.80	8,047.87	8,450.00	8,872.93	9,094.80	9,321.87
			Hourly	38.1900	40.1000	42.1100	44.2200	46.4300	48.7500	51.1900	52.4700	53.7800
Special Districts Division Manager	DMG	C34	Annual	145,745.60	153,025.60	160,680.00	168,708.80	177,153.60	186,014.40	195,312.00	200,200.00	205,212.80
			Monthly	12,145.47	12,752.13	13,390.00	14,059.07	14,762.80	15,501.20	16,276.00	16,683.33	17,101.07
			Hourly	70.0700	73.5700	77.2500	81.1100	85.1700	89.4300	93.9000	96.2500	98.6600
Special Events & Facilities Division Manager	DMG	C30	Annual	111,758.40	117,353.60	123,219.20	129,376.00	135,844.80	142,646.40	149,780.80	153,524.80	157,372.80
			Monthly	9,313.20	9,779.47	10,268.27	10,781.33	11,320.40	11,887.20	12,481.73	12,793.73	13,114.40
			Hourly	53.7300	56.4200	59.2400	62.2000	65.3100	68.5800	72.0100	73.8100	75.6600
Storekeeper	NE	C14	Annual	51,209.60	53,768.00	56,451.20	59,280.00	62,254.40	65,374.40	68,640.00	70,366.40	72,134.40
			Monthly	4,267.47	4,480.67	4,704.27	4,940.00	5,187.87	5,447.87	5,720.00	5,863.87	6,011.20
			Hourly	24.6200	25.8500	27.1400	28.5000	29.9300	31.4300	33.0000	33.8300	34.6800
Strategic Initiatives Manager	DMG	C34	Annual	145,745.60	153,025.60	160,680.00	168,708.80	177,153.60	186,014.40	195,312.00	200,200.00	205,212.80
			Monthly	12,145.47	12,752.13	13,390.00	14,059.07	14,762.80	15,501.20	16,276.00	16,683.33	17,101.07
			Hourly	70.0700	73.5700	77.2500	81.1100	85.1700	89.4300	93.9000	96.2500	98.6600
Street Maintenance Supervisor	PAM	C25	Annual	87,568.00	91,956.80	96,553.60	101,379.20	106,454.40	111,779.20	117,374.40	120,307.20	123,323.20
			Monthly	7,297.33	7,663.07	8,046.13	8,448.27	8,871.20	9,314.93	9,781.20	10,025.60	10,276.93
			Hourly	42.1000	44.2100	46.4200	48.7400	51.1800	53.7400	56.4300	57.8400	59.2900

Attachment: HA Resolution 2023-XX (6224 : FISCAL YEAR 2023/24 FIRST QUARTER OPERATING & CIP

**CITY OF MORENO VALLEY**

**SALARY SCALE - CAREER POSITIONS**  
EFFECTIVE 07/06/2024

TITLE	GRP	GRADE										
			A	B	C	D	E	F	G	H	I	
				5.0%	5.0%	5.0%	5.0%	5.0%	5.0%	5.0%	2.5%	2.5%
Telecommunications Engineer/Administrator	PAM	C29	Annual	106,412.80	111,737.60	117,332.80	123,198.40	129,355.20	135,824.00	142,625.60	146,182.40	149,843.20
			Monthly	8,867.73	9,311.47	9,777.73	10,266.53	10,779.60	11,318.67	11,885.47	12,181.87	12,486.93
			Hourly	51.1600	53.7200	56.4100	59.2300	62.1900	65.3000	68.5700	70.2800	72.0400
Telecommunications Technician	NE	C20	Annual	68,598.40	72,030.40	75,628.80	79,414.40	83,387.20	87,547.20	91,915.20	94,203.20	96,553.60
			Monthly	5,716.53	6,002.53	6,302.40	6,617.87	6,948.93	7,295.60	7,659.60	7,850.27	8,046.13
			Hourly	32.9800	34.6300	36.3600	38.1800	40.0900	42.0900	44.1900	45.2900	46.4200
Traffic Operations Supervisor	PAM	C26	Annual	91,936.00	96,532.80	101,358.40	106,433.60	111,758.40	117,353.60	123,219.20	126,297.60	129,459.20
			Monthly	7,661.33	8,044.40	8,446.53	8,869.47	9,313.20	9,779.47	10,268.27	10,524.80	10,788.27
			Hourly	44.2000	46.4100	48.7300	51.1700	53.7300	56.4200	59.2400	60.7200	62.2400
Traffic Signal Technician	NE	C22	Annual	75,628.80	79,414.40	83,387.20	87,547.20	91,915.20	96,512.00	101,337.60	103,875.20	106,475.20
			Monthly	6,302.40	6,617.87	6,948.93	7,295.60	7,659.60	8,042.67	8,444.80	8,656.27	8,872.93
			Hourly	36.3600	38.1800	40.0900	42.0900	44.1900	46.4000	48.7200	49.9400	51.1900
Traffic Sign/Marking Technician I	NE	C13	Annual	48,755.20	51,188.80	53,747.20	56,430.40	59,259.20	62,212.80	65,332.80	66,976.00	68,660.80
			Monthly	4,062.93	4,265.73	4,478.93	4,702.53	4,938.27	5,184.40	5,444.40	5,581.33	5,721.73
			Hourly	23.4400	24.6100	25.8400	27.1300	28.4900	29.9100	31.4100	32.2000	33.0100
Traffic Sign/Marking Technician II	NE	C15	Annual	53,768.00	56,451.20	59,280.00	62,254.40	65,374.40	68,640.00	72,072.00	73,881.60	75,732.80
			Monthly	4,480.67	4,704.27	4,940.00	5,187.87	5,447.87	5,720.00	6,006.00	6,156.80	6,311.07
			Hourly	25.8500	27.1400	28.5000	29.9300	31.4300	33.0000	34.6500	35.5200	36.4100
Utility Finance Manager	PAM	C28	Annual	101,358.40	106,433.60	111,758.40	117,353.60	123,219.20	129,376.00	135,844.80	139,235.20	142,708.80
			Monthly	8,446.53	8,869.47	9,313.20	9,779.47	10,268.27	10,781.33	11,320.40	11,602.93	11,892.40
			Hourly	48.7300	51.1700	53.7300	56.4200	59.2400	62.2000	65.3100	66.9400	68.6100
Vehicle/Equipment Technician	NE	C17	Annual	59,280.00	62,254.40	65,374.40	68,640.00	72,072.00	75,670.40	79,456.00	81,452.80	83,491.20
			Monthly	4,940.00	5,187.87	5,447.87	5,720.00	6,006.00	6,305.87	6,621.33	6,787.73	6,957.60
			Hourly	28.5000	29.9300	31.4300	33.0000	34.6500	36.3800	38.2000	39.1600	40.1400

Attachment: HA Resolution 2023-XX (6224 : FISCAL YEAR 2023/24 FIRST QUARTER OPERATING & CIP



## RESOLUTION NO. MVCF 2023-XX

A RESOLUTION OF THE MORENO VALLEY COMMUNITY FOUNDATION (MVCF) OF THE CITY OF MORENO VALLEY, CALIFORNIA, ADOPTING THE REVISED OPERATING AND CAPITAL BUDGETS FOR FISCAL YEARS 2023/24 AND 2024/25

WHEREAS, the Moreno Valley Community Foundation Board approved the Operating and Capital Budgets for the City for Fiscal Years 2023/24 and 2024/25, a copy of which, as may have been amended by the Moreno Valley Community Board, is on file in the Office of the City Clerk and is available for public inspection; and

WHEREAS, the Moreno Valley Community Board approves amendments to the budgets throughout the fiscal year and such prior amendments are reflected within the current amended budget and further ratified as part of the adoption of the quarterly budget amendments; and

WHEREAS, the City Manager has heretofore submitted to the President and Board Members of the Moreno Valley Community Foundation proposed amendments to the Operating and Capital Budgets for the Foundation for Fiscal Years 2023/24 and 2024/25, a copy of which, as may have been amended by the Foundation's Board of Directors, is on file in the Office of the City Clerk and is available for public inspection; and

WHEREAS, the said proposed amendments to the Operating and Capital Budgets contain estimates of the services, activities and projects comprising the budget, and contain expenditure requirements and the resources available to the Community Foundation; and

WHEREAS, the said proposed amendments to the Operating and Capital Budgets contain the estimates of uses of fund balance as required to stabilize the delivery of Moreno Valley Community Foundation services during periods of operational deficits; and

WHEREAS, the President and Board of Directors have made such revisions to the proposed amended Operating and Capital Budgets as so desired; and

WHEREAS, the amended Operating and Capital Budgets, as herein approved, will enable the Community Foundation to make adequate financial plans and will ensure that Foundation officers can administer their respective functions in accordance with such plans.

NOW, THEREFORE, THE MORENO VALLEY COMMUNITY FOUNDATION OF THE CITY OF MORENO VALLEY, CALIFORNIA, DOES HEREBY RESOLVE AS FOLLOWS:

1  
Resolution No. MVCF 2023-XX  
Date Adopted: November 7, 2023

1. The proposed amendments to the Operating and Capital Budgets, attached as Exhibit A and as on file in the Office of the City Clerk, and as may have been amended by the Community Foundation's Board of Directors, is hereby approved and adopted as the annual Operating and Capital Budgets of the Moreno Valley Community Foundation for the Fiscal Years 2023/24 and 2024/25.
2. The Proposed Amendments to the City Position Summary, included as Exhibit B to this Resolution, and on file in the Office of the City Clerk, and as may have been amended by the Community Foundation's Board of Directors, is hereby adopted as part of the Approved City Position Summary of the City of Moreno Valley for Fiscal Years 2023/24 and 2024/25.
3. The Proposed Amendments to the Career Positions Salary Schedule, included as Exhibit C to this Resolution, and on file in the Office of the City Clerk, and as may have been amended by the Community Foundation's Board of Directors, is hereby adopted as part of the Approved Career Positions Salary Schedule of the City of Moreno Valley for Fiscal Years 2023/24 and 2024/25.
4. The amounts of proposed expenditures, which include the uses of fund balance specified in the approved budget, are hereby appropriated for the various budget programs and units for said fiscal year.
5. Within fifteen (15) days after the adoption of this Resolution, the City Clerk shall certify to the adoption hereof and, as so certified, cause a copy to be posted in at least three (3) public places within the City.

BE IT FURTHER RESOLVED that this Resolution shall take effect immediately upon its adoption.

APPROVED AND ADOPTED this 7th day of November, 2023.

\_\_\_\_\_  
Mayor of the City of Moreno Valley,  
Acting in the capacity of President of the  
Moreno Valley Community Foundation

ATTEST:

\_\_\_\_\_  
City Clerk, acting in the capacity of  
Secretary of the Moreno Valley  
Community Foundation

APPROVED AS TO FORM:

\_\_\_\_\_  
City Attorney, acting in the capacity  
of General Counsel of the Moreno  
Valley Community Foundation

3  
Resolution No. MVCF 2023-XX  
Date Adopted: November 7, 2023

**RESOLUTION JURAT**

STATE OF CALIFORNIA     )  
COUNTY OF RIVERSIDE    ) ss.  
CITY OF MORENO VALLEY    )

I, Jane Halstead, Secretary of the Moreno Valley Community Foundation, Moreno Valley, California do hereby certify that Resolution No. MVCF 2023-XX was duly and regularly adopted by the Board of Directors of the Moreno Valley Community Foundation at a regular meeting held on 7th day of November, 2023 by the following vote:

AYES:

NOES:

ABSENT:

ABSTAIN:

(Board members, Vice-President and President)

\_\_\_\_\_  
SECRETARY

(SEAL)

4  
Resolution No. MVCF 2023-XX  
Date Adopted: November 7, 2023

**CITY OF MORENO VALLEY  
GENERAL FUND  
FY 2023/24 Proposed Amendments**

Department	Fund	Account Description	General Ledger Account	Project	Fiscal Year 2023/24 Amended Budget	Proposed Amendment	Revised Budget	Description - Proposed Adjustment
Public Works	1010	Transfers in - from EQUIP REPLACEMENT (FURN & EQUIP)	1010-99-99-91010-807510		\$ 1,150,490	\$ 37,691	\$ 1,188,181	Projected expenses
Public Works	1010	Transfers in - from EQUIP REPLACEMENT (FURN & EQUIP)	1010-99-99-91010-807510		1,150,490	16,131	\$ 1,166,621	Projected expenses
Financial & Management Services	1010	Transfers in - from EQUIP REPLACEMENT (FURN & EQUIP)	1010-99-99-91010-807510		1,150,490	60,000	\$ 1,210,490	Budget true-up
<b>REVENUE TOTAL</b>					<b>\$ 3,451,470</b>	<b>\$ 113,822</b>	<b>\$ 3,565,292</b>	

Department	Fund	Account Description	General Ledger Account	Project	Fiscal Year 2023/24 Amended Budget	Proposed Amendment	Revised Budget	Description - Proposed Adjustment
Public Works	1010	Mach-Equip-Repl - Furn & Equip	1010-70-40-45370-660320		\$ -	\$ 37,691	\$ 37,691	Projected expenses
Public Works	1010	Mach-Equip-Repl - Furn & Equip	1010-70-76-45111-660320		-	16,131	16,131	Projected expenses
Public Works	1010	Contractual Svcs - Other	1010-70-78-45311-625099		-	60,000	60,000	Projected expenses
<b>EXPENSE TOTAL</b>					<b>\$ -</b>	<b>\$ 113,822</b>	<b>\$ 113,822</b>	

**CITY OF MORENO VALLEY  
NON-GENERAL FUND  
FY 2023/2024 Proposed Amendments**

Department	Fund	Account Description	General Ledger Account	Project	Fiscal Year 2023/24 Amended Budget	Proposed Amendment	Revised Budget	Description - Proposed Adjustment
Public Works	2008	Parcel Fees	2008-99-99-92008-500800		\$ 764,679	\$ 199,349	964,028	Projected revenues
Community Development	2300	Other Grant-Operating Revenue	2300-20-38-73313-489000		32,232	1,040	33,272	PETCO Grant
Public Works	2301	Fed Reimb-Capital	2301-99-99-92301-482020	802 0006	8,107,173	943,371	9,050,544	Budget true-up
Financial & Management Services	2902	Transfers in - from DIF TRAFFIC SIGNAL CAPITAL PRO	2902-99-95-92902-803302		-	70,795	70,795	Budget true-up
Public Works	3000	Transfers in - from DIF - CITY HALL	3000-99-99-93000-802909		750,000	160,000	910,000	Budget true-up
Public Works	3000	Transfers in - from DIF - CORPORATE YARD	3000-99-99-93000-802910		1,100,000	(600,000)	500,000	Budget true-up
Public Works	3000	Transfers in - from FACILITIES REPLACEMENT RESERVE	3000-99-99-93000-807330		1,308,705	(808,705)	500,000	Budget true-up
Public Works	3002	Reimbursement Agreement	3002-99-99-93002-500600	801 0100	11,492,831	50,000	11,542,831	Budget true-up
Parks & Community Services	3006	Transfers in - from ZONE "A" PARKS FUND	3006-99-99-93006-805011		-	6,000,000	6,000,000	Reallocation of budget
Public Works	3015	Transfers in - from DIF - PARK IMPROVEMENTS	3015-99-99-93015-802905		645,325	(585,325)	60,000	Budget true-up
Public Works	3016	Transfers in - from QUIMBY IN-LIEU PARK FEES	3016-99-99-93016-802019		295,000	(155,000)	140,000	Budget true-up
Public Works	6011	Transfers in - within cat ELECTRIC FUND	6011-99-99-96011-826010		-	1,500,000	1,500,000	Budget true-up
<b>REVENUE TOTAL</b>					<b>\$ 24,495,945</b>	<b>\$ 6,775,525</b>	<b>\$ 31,271,470</b>	

Public Works	2000	CIP Other	2000-70-77-80001-720199	801 0090-2000A	6,618,414	1,073,443	\$ 7,691,857	Budget true-up
Financial & Management Services	2006	Salaries-Council - CSD Mtgs	2006-30-79-25701-611410		-	24,000	24,000	Projected expenses
Public Works	2019	Transfers to PCS CAP PROJECT (QUIMBY)	2019-99-99-92019-903016		295,000	(155,000)	140,000	Budget true-up
Community Development	2300	Professional Svcs - Veterinary Svcs	2300-20-38-73313-620250		22,820	34	22,854	PETCO Grant
Public Works	2905	Transfers to PCS CAP PROJECT (PARK IMPROVEMENTS)	2905-99-95-92905-903015		645,325	(585,325)	60,000	Budget true-up
Public Works	2909	Transfers to FACILITY CONST FUND	2909-99-95-92909-903000		750,000	160,000	910,000	Projected expenses
Public Works	2910	Transfers to FACILITY CONST FUND	2910-99-95-92910-903000		1,100,000	(600,000)	500,000	Budget true-up
Public Works	3000	CIP Other	3000-70-40-80003-720199	803 0064	6,675,478	160,000	6,835,478	Projected expenses
Parks & Community Services	3006	CIP Other	3006-50-57-80007-720199	807 0060	98,460	6,000,000	6,098,460	Reallocation of budget
Financial & Management Services	3302	Transfers to DIF - TRAFFIC SIGNALS	3302-99-99-93302-902902		-	70,795	70,795	Budget true-up
Financial & Management Services	3715	Bond/Lease Issuance Costs	3715-99-90-93715-670510		-	206,441	206,441	Projected expenses
Parks & Community Services	5011	CIP Other	5011-50-57-80007-720199	807 0060	6,000,000	(6,000,000)	-	Reallocation of budget
Parks & Community Services	5011	Transfers to PARKS & RECREATION CAP PROJ FD	5011-99-99-95011-903006		-	6,000,000	6,000,000	Reallocation of budget
Parks & Community Services	5113	CIP Other	5113-50-57-80003-720199	803 0031	60,000	34,430	94,430	Projected expenses
Public Works	6010	Salaries-Regular	6010-70-80-45510-611110		1,231,637	15,837	1,247,474	Projected expenses

Attachment: MVCF Resolution 2023-XX (6224 : FISCAL YEAR 2023/24 FIRST QUARTER OPERATING & CIP

**CITY OF MORENO VALLEY  
NON-GENERAL FUND  
FY 2023/2024 Proposed Amendments**

Department	Fund	Account Description	General Ledger Account	Project	Fiscal Year 2023/24 Amended Budget	Proposed Amendment	Revised Budget	Description - Proposed Adjustment
Public Works	6010	Salaries-Regular	6010-70-80-45510-611110		1,231,637	12,433	1,244,070	Projected expenses
Public Works	6010	Transfers to - within cat ELECTRIC - RESTRICTED ASSETS	6010-99-99-96010-926011		-	1,500,000	1,500,000	Budget true-up
Public Works	6010	Oper Mtrls - Furn & Equip	6010-70-80-45510-630330		-	250,000	250,000	Projected expenses
Public Works	6012	Professional Svcs - Other	6012-70-80-45511-620299		25,000	75,000	100,000	Projected expenses
Public Works	7330	Transfers to FACILITY CONST FUND	7330-99-99-97330-903000		1,308,705	(808,705)	500,000	Budget true-up
Public Works	7510	Transfers to GENERAL FUND	7510-99-97-88120-901010		-	37,691	37,691	Projected expenses
Public Works	7510	Transfers to GENERAL FUND	7510-99-97-88190-901010		1,150,490	16,131	1,166,621	Projected expenses
Financial & Management Services	7510	Transfers to GENERAL FUND	7510-99-97-88190-901010		1,150,490	60,000	1,210,490	Budget true-up
Economic Development	8884	Professional Svcs - Other	8884-22-25-20601-620299		-	32,000	32,000	Projected expenses
<b>EXPENSE TOTAL</b>					<b>\$ 28,363,456</b>	<b>\$ 7,579,205</b>	<b>\$ 35,942,661</b>	

**CITY OF MORENO VALLEY  
NON-GENERAL FUND  
FY 2024/25 Proposed Amendments**

Department	Fund	Account Description	General Ledger Account	Project	Fiscal Year 2024/25 Amended Budget	Proposed Amendment	Revised Budget	Description - Proposed Adjustment
Public Works	3000	Transfers in - from DIF - CORPORATE YARD	3000-99-99-93000-802910		\$ 5,400,000	\$ (600,000)	\$ 4,800,000	Budget true-up
Public Works	3000	Transfers in - from FACILITIES REPLACEMENT RESERVE	3000-99-99-93000-807330		808,705	(808,705)	-	Budget true-up
Public Works	3002	Reimbursement Agreement	3002-99-99-93002-500600	801 0100-3002	-	50,000	50,000	Projected revenues
Public Works	3015	Transfers in - from DIF - PARK IMPROVEMENTS	3015-99-99-93015-802905		655,325	(585,325)	70,000	Budget true-up
Public Works	3016	Transfers in - from QUIMBY IN-LIEU PARK FEES	3016-99-99-93016-802019		283,000	(155,000)	128,000	Budget true-up
<b>REVENUE TOTAL</b>					<b>\$ 7,147,030</b>	<b>\$ (2,099,030)</b>	<b>\$ 5,048,000</b>	

Department	Fund	Account Description	General Ledger Account	Project	Fiscal Year 2024/25 Amended Budget	Proposed Amendment	Revised Budget	Description - Proposed Adjustment
Public Works	2019	Transfers to PCS CAP PROJECT (QUIMBY)	2019-99-99-92019-903016		\$ 283,000	\$ (155,000)	\$ 128,000	Budget true-up
Public Works	2905	Transfers to PCS CAP PROJECT (PARK IMPROVEMENTS)	2905-99-95-92905-903015		655,325	(585,325)	70,000	Budget true-up
Public Works	2910	Transfers to FACILITY CONST FUND	2910-99-95-92910-903000		5,400,000	(600,000)	4,800,000	Budget true-up
Public Works	6010	Salaries-Regular	6010-70-80-45510-611110		1,326,007	17,656	1,343,663	Projected expenses
Public Works	6010	Salaries-Regular	6010-70-80-45510-611110		1,326,007	13,815	1,339,822	Projected expenses
Public Works	7330	Transfers to FACILITY CONST FUND	7330-99-99-97330-903000		808,705	(808,705)	-	Budget true-up
<b>EXPENSE TOTAL</b>					<b>\$ 9,799,044</b>	<b>\$ (2,117,559)</b>	<b>\$ 7,681,485</b>	

Attachment: MVCF Resolution 2023-XX (6224 : FISCAL YEAR 2023/24 FIRST QUARTER OPERATING & CIP

**CITY OF MORENO VALLEY  
NON-GENERAL FUND  
FY 2023/24 Ratification Amendments**

Department	Fund	Account Description	General Ledger Account	Project	Amendment	Description - Ratification
Community Development	2300	State Grant-Operating Revenue	2300-20-38-73312-486000		\$ 4,000	Projected revenues
Financial & Management Services	2300	State Grant-Operating Revenue	2300-30-34-72208-486000		(45,450)	Grant true-up
Financial & Management Services	2300	Fed Grant-Operating Revenue	2300-30-36-72207-485000		182,077	Projected revenues
Financial & Management Services	2300	Fed Grant-Operating Revenue	2300-30-36-72207-485000	ERAP 2	14,994	Projected revenues
Financial & Management Services	2300	Fed Grant-Operating Revenue	2300-30-36-72207-485000	ERAP 2	17,137	Projected revenues
Community Development	4016	Donations	4016-20-38-18211-580200		9,403	Projected revenues
Public Works	6012	Public Purpose Programs	6012-70-80-45511-560070		(3,200,000)	Budget true-up
Public Works	6012	MVU Public Purpose Programs	6012-70-80-45511-561456		3,200,000	Budget true-up
<b>REVENUE TOTAL</b>					<b>\$ 182,161</b>	

Department	Fund	Account Description	General Ledger Account	Project	Amendment	Description - Ratification
Community Development	2300	Professional Svcs - Veterinary Svcs	2300-20-38-73312-620250		\$ 4,000	Projected expenses
Financial & Management Services	2300	Marketing Svcs - Advertising	2300-30-34-72208-620610		(23,967)	Grant true-up
Financial & Management Services	2300	Oper Suppl - Other	2300-30-34-72208-630299		(21,483)	Grant true-up
Financial & Management Services	2300	Salaries-Reimbursable (In/Out)	2300-30-36-72207-611510	ERAP 2	17,137	Projected revenues
Financial & Management Services	2300	Housing Programs	2300-30-36-72207-732101	ERAP 2	182,077	Projected expenses
Financial & Management Services	2300	Housing Programs	2300-30-36-72207-732101	ERAP 2	14,994	Projected expenses
Public Works	3002	CIP Other	3002-70-77-80001-720199	801 0099	(50,000)	Budget true-up
Public Works	3002	CIP Other	3002-70-77-80001-720199	801 0100	(50,000)	Budget true-up
Public Works	3002	CIP Other	3002-70-78-80001-720199	801 0100	100,000	Budget true-up
Community Development	4016	Oper Mtrls - Furn & Equip	4016-20-38-18211-630330		9,403	Projected expenses
<b>EXPENSE TOTAL</b>					<b>\$ 182,161</b>	

Attachment: MVCF Resolution 2023-XX (6224 : FISCAL YEAR 2023/24 FIRST QUARTER OPERATING & CIP

City of Moreno Valley  
 FY 2023/24 - 2024/25  
 City Position Summary

Position Title	Adopted Qtrly					
	FY 2022/23	FY 2023/24	FY 2023/24	FY 2023/24	FY 2024/25	FY 2024/25
	No.	Adj.	Adj.	No.	Adj.	No.
Accountant I	1	-	-	1	-	1
Accountant II	1	-	-	1	-	1
Accounting Assistant	3	(1)	-	2	-	2
Accounting Technician	1	-	-	1	-	1
Accounts Payable Supervisor	1	-	-	1	-	1
Administrative Assistant	7	3	-	10	-	10
Animal Care Technician	5	-	-	5	-	5
Animal Care Technician Supervisor	1	-	-	1	-	1
Animal Control Officer	6	-	-	6	-	6
Animal Rescue Coordinator	1	-	-	1	-	1
Animal Services Assistant	4	-	-	4	-	4
Animal Services Dispatcher	1	-	-	1	-	1
Animal Services Division Manager	1	-	-	1	-	1
Animal Services Field Supervisor	1	-	-	1	-	1
Animal Services License Inspector	1	-	-	1	-	1
Animal Services Office Supervisor	1	-	-	1	-	1
Applications & Database Administrator	1	-	-	1	-	1
Applications Analyst	1	1	-	2	-	2
Assistant City Manager (Administration)	1	-	-	1	-	1
Assistant City Manager (Development)	1	-	-	1	-	1
Assistant to the City Manager	1	-	-	1	-	1
Assistant Crossing Guard Supervisor	1	-	-	1	-	1
Assistant Engineer	2	-	-	2	-	2
Assistant Network Administrator	1	-	-	1	-	1
Associate Engineer I	2	-	-	2	-	2
Associate Engineer II	3	-	-	3	-	3
Associate Planner	4	-	-	4	-	4
Audio Visual Technician	2	-	-	2	-	2
Banquet Facility Representative	1	-	-	1	-	1
Building Division Manager/Official	1	-	-	1	-	1
Building Inspector II	4	(1)	-	3	-	3
Building Safety Supervisor	1	-	-	1	-	1
Business License Liaison	1	-	-	1	-	1
Chief Financial Officer	-	1	-	1	-	1
Child Care Assistant	4	-	-	4	-	4
Child Care Instructor II	4	-	-	4	-	4
Child Care Program Manager	1	-	-	1	-	1
Child Care Site Supervisor	4	-	-	4	-	4
City Clerk	1	-	-	1	-	1
City Manager	1	-	-	1	-	1
Community Development Director	1	-	-	1	-	1
Community Enhancement Division Manager	1	-	-	1	-	1
Community Enhancement Officer I	6	-	-	6	-	6
Community Enhancement Officer II	3	-	-	3	-	3
Community Enhancement Supervisor	1	-	-	1	-	1
Community Services Assistant Coordinator	4	-	-	4	-	4
Community Services Coordinator	4	-	-	4	-	4
Community Services Division Manager	-	1	-	1	-	1
Community Services Superintendent	1	(1)	-	-	-	-
Community Services Supervisor	4	-	-	4	-	4
Construction Inspector	2	-	-	2	-	2
Construction Inspector Supervisor	1	-	-	1	-	1
Crossing Guard	35	-	-	35	-	35
Crossing Guard Supervisor	1	-	-	1	-	1
Customer Service Manager	-	1	-	1	-	1
Deputy City Clerk	1	-	-	1	-	1

Attachment: MVCF Resolution 2023-XX (6224 : FISCAL YEAR 2023/24 FIRST QUARTER OPERATING & CIP BUDGET REVIEW AND APPROVAL



City of Moreno Valley  
 FY 2023/24 - 2024/25  
 City Position Summary

Position Title	Adopted Qtrly					
	FY 2022/23	FY 2023/24	FY 2023/24	FY 2023/24	FY 2024/25	FY 2024/25
	No.	Adj.	Adj.	No.	Adj.	No.
Deputy City Manager	1	-	-	1	-	1
Deputy Compliance Director	-	1	-	1	-	1
Deputy Finance Director	1	-	-	1	-	1
Economic Development Division Manager	2	-	-	2	-	2
Economic Development & Housing Director	-	1	-	1	-	1
Electric Utility Assistant Manager	-	-	1	1	-	1
Electric Utility Chief Engineer	1	-	(1)	-	-	-
Electric Utility Division Manager	1	-	-	1	-	1
Electric Utility Program Coordinator	1	-	-	1	-	1
Emergency Management Coordinator	-	-	2	2	-	2
Emergency Management & Volunteer Services Program Manager	1	-	-	1	-	1
Emergency Management & Volunteer Services Program Specialist	1	-	(1)	-	-	-
Engineering Division Manager/Assistant City Engineer	1	-	-	1	-	1
Enterprise Systems Administrator	1	-	-	1	-	1
Equipment Operator	6	-	-	6	-	6
Executive Assistant I	5	-	-	5	-	5
Executive Assistant to Mayor/City Council	1	-	-	1	-	1
Facilities Maintenance Mechanic	1	-	-	1	-	1
Facilities Maintenance Worker	3	-	-	3	-	3
Financial Operations Division Manager	1	-	-	1	-	1
Financial Resources Division Manager	1	-	-	1	-	1
Fleet & Facilities Division Manager	-	1	-	1	-	1
Fleet & Facilities Maintenance Supervisor	1	-	-	1	-	1
GIS Administrator	1	-	-	1	-	1
GIS Applications Analyst	1	-	-	1	-	1
GIS Specialist	1	-	-	1	-	1
Grants Division Manager	1	-	-	1	-	1
Grants Program Manager	1	-	(1)	-	-	-
Human Resources Analyst	1	-	-	1	-	1
Human Resources Director	-	1	-	1	-	1
Human Resources Division Manager	1	-	-	1	-	1
Human Resources Technician	-	2	-	2	-	2
Information Technology Technician	2	-	-	2	-	2
Landscape Services Inspector	2	-	-	2	-	2
Lead Facilities Maintenance Worker	1	-	-	1	-	1
Lead Maintenance Worker	4	-	-	4	-	4
Lead Parks Maintenance Worker	7	-	-	7	-	7
Lead Traffic Sign/Marking Technician	2	-	-	2	-	2
Lead Vehicle/Equipment Technician	1	-	-	1	-	1
Maintenance & Operations Division Manager	1	-	-	1	-	1
Maintenance Worker I/II	27	-	-	27	-	27
Maintenance Worker/Work Release Coordinator	1	-	-	1	-	1
Management Aide	7	-	-	7	-	7
Management Analyst	8	(1)	-	7	-	7
Management Assistant	8	4	(2)	10	-	10
Media & Communications Division Manager	1	-	-	1	-	1
Network Administrator	1	-	-	1	-	1
Network & Systems Specialist	1	-	-	1	-	1
Paralegal	1	-	-	1	-	1
Park Ranger	4	-	-	4	-	4
Parking Control Officer	2	-	-	2	-	2
Parks & Community Services Administration & Financial Services Division Manager	-	1	-	1	-	1
Parks & Community Services Deputy Director	1	(1)	-	-	-	-
Parks & Community Services Director	1	-	-	1	-	1
Parks & Landscape Services Division Manager	1	-	-	1	-	1
Parks Maintenance Supervisor	2	-	-	2	-	2
Parks Maintenance Worker	18	-	-	18	-	18
Parks Project Manager	1	-	-	1	-	1
Payroll Supervisor	1	-	-	1	-	1
Permit Technician	4	-	-	4	-	4
Planning Division Manager/Official	1	-	-	1	-	1

Attachment: MVCF Resolution 2023-XX (6224 : FISCAL YEAR 2023/24 FIRST QUARTER OPERATING & CIP BUDGET REVIEW AND APPROVAL

City of Moreno Valley  
 FY 2023/24 - 2024/25  
 City Position Summary

Position Title	Adopted Qtrly					
	FY 2022/23	FY 2023/24	FY 2023/24	FY 2023/24	FY 2024/25	FY 2024/25
	No.	Adj.	Adj.	No.	Adj.	No.
Power Supply Manager	-	-	1	1	-	1
Principal Accountant	1	-	-	1	-	1
Principal Engineer	2	-	-	2	-	2
Principal Engineer/City Traffic Engineer	1	-	-	1	-	1
Principal Planner	1	-	-	1	-	1
Program Analyst	-	-	1	1	-	1
Public Information/Intergovernmental Relations Officer	1	-	-	1	-	1
Public Safety Contracts Administrator	1	-	-	1	-	1
Purchasing Division Manager	1	-	-	1	-	1
Public Works Director/City Engineer	1	-	-	1	-	1
Recycling Specialist	1	1	-	2	-	2
Registered Veterinary Technician	1	-	-	1	-	1
Resource Analyst	-	1	(1)	-	-	-
Security Guard	2	-	-	2	-	2
Senior Accountant	4	-	-	4	-	4
Senior Administrative Assistant	13	(1)	-	12	-	12
Senior Applications Analyst	1	1	-	2	-	2
Senior Building Inspector	-	1	-	1	-	1
Senior Community Enhancement Officer	2	-	-	2	-	2
Senior Construction Inspector	2	-	-	2	-	2
Senior Deputy City Clerk	1	-	-	1	-	1
Senior Electrical Engineer	1	-	-	1	-	1
Senior Engineer, P.E.	5	-	-	5	-	5
Senior Equipment Operator	1	-	-	1	-	1
Senior Graphics Designer	1	-	-	1	-	1
Senior Human Resources Analyst	1	-	-	1	-	1
Senior Landscape Services Inspector	1	-	-	1	-	1
Senior Management Analyst	12	3	1	16	-	16
Senior Office Assistant	3	-	-	3	-	3
Senior Parking Control Officer	1	-	-	1	-	1
Senior Parks Maintenance Technician	2	-	-	2	-	2
Senior Payroll Technician	1	-	-	1	-	1
Senior Permit Technician	3	-	-	3	-	3
Senior Planner	1	-	-	1	-	1
Senior Risk Analyst	-	1	-	1	-	1
Senior Telecommunications Technician	1	-	-	1	-	1
Senior Traffic Signal Technician	1	-	-	1	-	1
Special Districts Division Manager	1	-	-	1	-	1
Special Events & Facilities Division Manager	1	-	-	1	-	1
Storekeeper	1	1	-	2	-	2
Strategic Initiatives Manager	1	-	-	1	-	1
Street Maintenance Supervisor	2	-	-	2	-	2
Telecommunications Engineer/Administrator	1	-	-	1	-	1
Telecommunications Technician	1	-	-	1	-	1
Traffic Operations Supervisor	1	-	-	1	-	1
Traffic Signal Technician	2	-	-	2	-	2
Traffic Sign/Marking Technician I	1	-	-	1	-	1
Traffic Sign/Marking Technician II	2	-	-	2	-	2
Utility Finance Manager	-	1	-	1	-	1
Vehicle/Equipment Technician	3	-	-	3	-	3
<b>Total</b>	<b>380</b>	<b>22</b>	<b>-</b>	<b>402</b>	<b>-</b>	<b>402</b>

Note: Excludes City Council Members, Planning Commissioners and temporary positions.

Per Municipal Code 2.18.010, the Planning Commission shall consist of seven members who shall receive such compensation as may be established from time to time by resolution of the City Council.

Attachment: MVCF Resolution 2023-XX (6224 : FISCAL YEAR 2023/24 FIRST QUARTER OPERATING & CIP BUDGET REVIEW AND APPROVAL

**CITY OF MORENO VALLEY**

**SALARY SCALE - CAREER POSITIONS**  
EFFECTIVE 11/07/23

TITLE	GRP	GRADE										
			A	B	C	D	E	F	G	H	I	
			5.0%		5.0%	5.0%	5.0%	5.0%	5.0%	2.5%	2.5%	
Accountant I	NE	C22	Annual	71,344.00	74,921.60	78,665.60	82,596.80	86,736.00	91,083.20	95,638.40	98,030.40	100,484.80
			Monthly	5,945.33	6,243.47	6,555.47	6,883.07	7,228.00	7,590.27	7,969.87	8,169.20	8,373.73
			Hourly	34.3000	36.0200	37.8200	39.7100	41.7000	43.7900	45.9800	47.1300	48.3100
Accountant II	PAM	C24	Annual	78,665.60	82,596.80	86,736.00	91,083.20	95,638.40	100,422.40	105,435.20	108,076.80	110,780.80
			Monthly	6,555.47	6,883.07	7,228.00	7,590.27	7,969.87	8,368.53	8,786.27	9,006.40	9,231.73
			Hourly	37.8200	39.7100	41.7000	43.7900	45.9800	48.2800	50.6900	51.9600	53.2600
Accounting Assistant	NE	C14	Annual	48,297.60	50,710.40	53,248.00	55,910.40	58,697.60	61,630.40	64,708.80	66,331.20	67,995.20
			Monthly	4,024.80	4,225.87	4,437.33	4,659.20	4,891.47	5,135.87	5,392.40	5,527.60	5,666.27
			Hourly	23.2200	24.3800	25.6000	26.8800	28.2200	29.6300	31.1100	31.8900	32.6900
Accounting Technician	NE	C17	Annual	55,910.40	58,697.60	61,630.40	64,708.80	67,953.60	71,344.00	74,921.60	76,793.60	78,707.20
			Monthly	4,659.20	4,891.47	5,135.87	5,392.40	5,662.80	5,945.33	6,243.47	6,399.47	6,558.93
			Hourly	26.8800	28.2200	29.6300	31.1100	32.6700	34.3000	36.0200	36.9200	37.8400
Accounts Payable Supervisor	NE	C22	Annual	71,344.00	74,921.60	78,665.60	82,596.80	86,736.00	91,083.20	95,638.40	98,030.40	100,484.80
			Monthly	5,945.33	6,243.47	6,555.47	6,883.07	7,228.00	7,590.27	7,969.87	8,169.20	8,373.73
			Hourly	34.3000	36.0200	37.8200	39.7100	41.7000	43.7900	45.9800	47.1300	48.3100
Administrative Assistant	NE	C16	Annual	53,248.00	55,910.40	58,697.60	61,630.40	64,708.80	67,953.60	71,344.00	73,132.80	74,963.20
			Monthly	4,437.33	4,659.20	4,891.47	5,135.87	5,392.40	5,662.80	5,945.33	6,094.40	6,246.93
			Hourly	25.6000	26.8800	28.2200	29.6300	31.1100	32.6700	34.3000	35.1600	36.0400
Animal Care Technician	NE	C11	Annual	41,724.80	43,804.80	45,988.80	48,297.60	50,710.40	53,248.00	55,910.40	57,304.00	58,739.20
			Monthly	3,477.07	3,650.40	3,832.40	4,024.80	4,225.87	4,437.33	4,659.20	4,775.33	4,894.93
			Hourly	20.0600	21.0600	22.1100	23.2200	24.3800	25.6000	26.8800	27.5500	28.2400
Animal Care Technician Supervisor	PAM	C21	Annual	67,953.60	71,344.00	74,921.60	78,665.60	82,596.80	86,736.00	91,083.20	93,350.40	95,680.00
			Monthly	5,662.80	5,945.33	6,243.47	6,555.47	6,883.07	7,228.00	7,590.27	7,779.20	7,973.33
			Hourly	32.6700	34.3000	36.0200	37.8200	39.7100	41.7000	43.7900	44.8800	46.0000
Animal Control Officer	NE	C15	Annual	50,710.40	53,248.00	55,910.40	58,697.60	61,630.40	64,708.80	67,953.60	69,659.20	71,406.40
			Monthly	4,225.87	4,437.33	4,659.20	4,891.47	5,135.87	5,392.40	5,662.80	5,804.93	5,950.53
			Hourly	24.3800	25.6000	26.8800	28.2200	29.6300	31.1100	32.6700	33.4900	34.3300
Animal Rescue Coordinator	NE	C11	Annual	41,724.80	43,804.80	45,988.80	48,297.60	50,710.40	53,248.00	55,910.40	57,304.00	58,739.20
			Monthly	3,477.07	3,650.40	3,832.40	4,024.80	4,225.87	4,437.33	4,659.20	4,775.33	4,894.93
			Hourly	20.0600	21.0600	22.1100	23.2200	24.3800	25.6000	26.8800	27.5500	28.2400
Animal Services Assistant	NE	C10	Annual	39,728.00	41,724.80	43,804.80	45,988.80	48,297.60	50,710.40	53,248.00	54,579.20	55,952.00
			Monthly	3,310.67	3,477.07	3,650.40	3,832.40	4,024.80	4,225.87	4,437.33	4,548.27	4,662.67
			Hourly	19.1000	20.0600	21.0600	22.1100	23.2200	24.3800	25.6000	26.2400	26.9000
Animal Services Dispatcher	NE	C10	Annual	39,728.00	41,724.80	43,804.80	45,988.80	48,297.60	50,710.40	53,248.00	54,579.20	55,952.00
			Monthly	3,310.67	3,477.07	3,650.40	3,832.40	4,024.80	4,225.87	4,437.33	4,548.27	4,662.67
			Hourly	19.1000	20.0600	21.0600	22.1100	23.2200	24.3800	25.6000	26.2400	26.9000
Animal Services Division Manager	DMG	C30	Annual	105,414.40	110,676.80	116,209.60	122,012.80	128,107.20	134,513.60	141,232.00	144,768.00	148,387.20
			Monthly	8,784.53	9,223.07	9,684.13	10,167.73	10,675.60	11,209.47	11,769.33	12,064.00	12,365.60
			Hourly	50.6800	53.2100	55.8700	58.6600	61.5900	64.6700	67.9000	69.6000	71.3400

Attachment: MVCF Resolution 2023-XX (6224 : FISCAL YEAR 2023/24 FIRST QUARTER OPERATING & CIP

**CITY OF MORENO VALLEY**

**SALARY SCALE - CAREER POSITIONS**  
EFFECTIVE 11/07/23

TITLE	GRP	GRADE		SALARY SCALE										
				A	B	C	D	E	F	G	H	I		
				5.0%		5.0%	5.0%	5.0%	5.0%	5.0%	5.0%	2.5%	2.5%	
Animal Services Field Supervisor	PAM	C22	Annual	71,344.00	74,921.60	78,665.60	82,596.80	86,736.00	91,083.20	95,638.40	98,030.40	100,484.80		
			Monthly	5,945.33	6,243.47	6,555.47	6,883.07	7,228.00	7,590.27	7,969.87	8,169.20	8,373.73		
			Hourly	34.3000	36.0200	37.8200	39.7100	41.7000	43.7900	45.9800	47.1300	48.3100		
Animal Services License Inspector	NE	C11	Annual	41,724.80	43,804.80	45,988.80	48,297.60	50,710.40	53,248.00	55,910.40	57,304.00	58,739.20		
			Monthly	3,477.07	3,650.40	3,832.40	4,024.80	4,225.87	4,437.33	4,659.20	4,775.33	4,894.93		
			Hourly	20.0600	21.0600	22.1100	23.2200	24.3800	25.6000	26.8800	27.5500	28.2400		
Animal Services Office Supervisor	PAM	C21	Annual	67,953.60	71,344.00	74,921.60	78,665.60	82,596.80	86,736.00	91,083.20	93,350.40	95,680.00		
			Monthly	5,662.80	5,945.33	6,243.47	6,555.47	6,883.07	7,228.00	7,590.27	7,779.20	7,973.33		
			Hourly	32.6700	34.3000	36.0200	37.8200	39.7100	41.7000	43.7900	44.8800	46.0000		
Applications & Database Administrator	PAM	C29	Annual	100,380.80	105,393.60	110,656.00	116,188.80	121,992.00	128,086.40	134,492.80	137,862.40	141,315.20		
			Monthly	8,365.07	8,782.80	9,221.33	9,682.40	10,166.00	10,673.87	11,207.73	11,488.53	11,776.27		
			Hourly	48.2600	50.6700	53.2000	55.8600	58.6500	61.5800	64.6600	66.2800	67.9400		
Applications Analyst	PAM	C25	Annual	82,596.80	86,736.00	91,083.20	95,638.40	100,422.40	105,435.20	110,697.60	113,464.00	116,292.80		
			Monthly	6,883.07	7,228.00	7,590.27	7,969.87	8,368.53	8,786.27	9,224.80	9,455.33	9,691.07		
			Hourly	39.7100	41.7000	43.7900	45.9800	48.2800	50.6900	53.2200	54.5500	55.9100		
Assistant to the City Manager	PAM	C24	Annual	78,665.60	82,596.80	86,736.00	91,083.20	95,638.40	100,422.40	105,435.20	108,076.80	110,780.80		
			Monthly	6,555.47	6,883.07	7,228.00	7,590.27	7,969.87	8,368.53	8,786.27	9,006.40	9,231.73		
			Hourly	37.8200	39.7100	41.7000	43.7900	45.9800	48.2800	50.6900	51.9600	53.2600		
Assistant Crossing Guard Supervisor	NE	C05	Annual	36,046.40	36,046.40	37,856.00	39,748.80	39,748.80	41,745.60	41,745.60	43,825.60	43,825.60		
			Monthly	3,003.87	3,003.87	3,154.67	3,312.40	3,312.40	3,478.80	3,478.80	3,652.13	3,652.13		
			Hourly	17.3300	18.2000	18.2000	19.1100	19.1100	20.0700	20.0700	21.0700	21.0700		
Assistant Engineer	PAM	C25	Annual	82,596.80	86,736.00	91,083.20	95,638.40	100,422.40	105,435.20	110,697.60	113,464.00	116,292.80		
			Monthly	6,883.07	7,228.00	7,590.27	7,969.87	8,368.53	8,786.27	9,224.80	9,455.33	9,691.07		
			Hourly	39.7100	41.7000	43.7900	45.9800	48.2800	50.6900	53.2200	54.5500	55.9100		
Assistant Network Administrator	PAM	C26	Annual	86,715.20	91,041.60	95,596.80	100,380.80	105,393.60	110,656.00	116,188.80	119,100.80	122,075.20		
			Monthly	7,226.27	7,586.80	7,966.40	8,365.07	8,782.80	9,221.33	9,682.40	9,925.07	10,172.93		
			Hourly	41.6900	43.7700	45.9600	48.2600	50.6700	53.2000	55.8600	57.2600	58.6900		
Associate Engineer I	PAM	C28	Annual	95,617.60	100,401.60	105,414.40	110,676.80	116,209.60	122,012.80	128,107.20	131,310.40	134,596.80		
			Monthly	7,968.13	8,366.80	8,784.53	9,223.07	9,684.13	10,167.73	10,675.60	10,942.53	11,216.40		
			Hourly	45.9700	48.2700	50.6800	53.2100	55.8700	58.6600	61.5900	63.1300	64.7100		
Associate Engineer II	PAM	C29	Annual	100,380.80	105,393.60	110,656.00	116,188.80	121,992.00	128,086.40	134,492.80	137,862.40	141,315.20		
			Monthly	8,365.07	8,782.80	9,221.33	9,682.40	10,166.00	10,673.87	11,207.73	11,488.53	11,776.27		
			Hourly	48.2600	50.6700	53.2000	55.8600	58.6500	61.5800	64.6600	66.2800	67.9400		
Associate Planner	PAM	C25	Annual	82,596.80	86,736.00	91,083.20	95,638.40	100,422.40	105,435.20	110,697.60	113,464.00	116,292.80		
			Monthly	6,883.07	7,228.00	7,590.27	7,969.87	8,368.53	8,786.27	9,224.80	9,455.33	9,691.07		
			Hourly	39.7100	41.7000	43.7900	45.9800	48.2800	50.6900	53.2200	54.5500	55.9100		
Audio Visual Technician	NE	C18	Annual	58,697.60	61,630.40	64,708.80	67,953.60	71,344.00	74,921.60	78,665.60	80,641.60	82,659.20		
			Monthly	4,891.47	5,135.87	5,392.40	5,662.80	5,945.33	6,243.47	6,555.47	6,720.13	6,888.27		
			Hourly	28.2200	29.6300	31.1100	32.6700	34.3000	36.0200	37.8200	38.7700	39.7400		

Attachment: MVCF Resolution 2023-XX (6224 : FISCAL YEAR 2023/24 FIRST QUARTER OPERATING & CIP

**CITY OF MORENO VALLEY**

**SALARY SCALE - CAREER POSITIONS**  
EFFECTIVE 11/07/23

TITLE	GRP	GRADE										
			A	B	C	D	E	F	G	H	I	
			5.0%		5.0%	5.0%	5.0%	5.0%	5.0%	2.5%	2.5%	
Banquet Facility Representative	PAM	C19	Annual	61,630.40	64,708.80	67,953.60	71,344.00	74,921.60	78,665.60	82,596.80	84,656.00	86,777.60
			Monthly	5,135.87	5,392.40	5,662.80	5,945.33	6,243.47	6,555.47	6,883.07	7,054.67	7,231.47
			Hourly	29.6300	31.1100	32.6700	34.3000	36.0200	37.8200	39.7100	40.7000	41.7200
Building Division Manager/Official	DMG	C34	Annual	137,488.00	144,372.80	151,590.40	159,161.60	167,128.00	175,489.60	184,267.20	188,864.00	193,585.60
			Monthly	11,457.33	12,031.07	12,632.53	13,263.47	13,927.33	14,624.13	15,355.60	15,738.67	16,132.13
			Hourly	66.1000	69.4100	72.8800	76.5200	80.3500	84.3700	88.5900	90.8000	93.0700
Building Inspector II	NE	C24	Annual	78,665.60	82,596.80	86,736.00	91,083.20	95,638.40	100,422.40	105,435.20	108,076.80	110,780.80
			Monthly	6,555.47	6,883.07	7,228.00	7,590.27	7,969.87	8,368.53	8,786.27	9,006.40	9,231.73
			Hourly	37.8200	39.7100	41.7000	43.7900	45.9800	48.2800	50.6900	51.9600	53.2600
Building Safety Supervisor	PAM	C27	Annual	91,062.40	95,617.60	100,401.60	105,414.40	110,676.80	116,209.60	122,012.80	125,070.40	128,190.40
			Monthly	7,588.53	7,968.13	8,366.80	8,784.53	9,223.07	9,684.13	10,167.73	10,422.53	10,682.53
			Hourly	43.7800	45.9700	48.2700	50.6800	53.2100	55.8700	58.6600	60.1300	61.6300
Business License Liaison	NE	C16	Annual	53,248.00	55,910.40	58,697.60	61,630.40	64,708.80	67,953.60	71,344.00	73,132.80	74,963.20
			Monthly	4,437.33	4,659.20	4,891.47	5,135.87	5,392.40	5,662.80	5,945.33	6,094.40	6,246.93
			Hourly	25.6000	26.8800	28.2200	29.6300	31.1100	32.6700	34.3000	35.1600	36.0400
Child Care Assistant	GRA	CC09	Annual	33,912.32	2,246.40	36,628.80	36,628.80	44,512.00	46,737.60	49,067.20	51,521.60	54,100.80
			Monthly	2,826.03	187.20	3,052.40	3,052.40	3,709.33	3,894.80	4,088.93	4,293.47	4,508.40
			Hourly	17.6100	18.4900	19.4100	20.3800	21.4000	22.4700	23.5900	24.7700	26.0100
Child Care Instructor II	GRA	CC11	Annual	39,561.60	41,537.60	43,617.60	45,801.60	48,089.60	50,502.40	53,019.20	54,350.40	55,702.40
			Monthly	3,296.80	3,461.47	3,634.80	3,816.80	4,007.47	4,208.53	4,418.27	4,529.20	4,641.87
			Hourly	19.0200	19.9700	20.9700	22.0200	23.1200	24.2800	25.4900	26.1300	26.7800
Child Care Program Manager	PAM	C19	Annual	61,630.40	64,708.80	67,953.60	71,344.00	74,921.60	78,665.60	82,596.80	84,656.00	86,777.60
			Monthly	5,135.87	5,392.40	5,662.80	5,945.33	6,243.47	6,555.47	6,883.07	7,054.67	7,231.47
			Hourly	29.6300	31.1100	32.6700	34.3000	36.0200	37.8200	39.7100	40.7000	41.7200
Child Care Site Supervisor	GRA	C15	Annual	50,710.40	53,248.00	55,910.40	58,697.60	61,630.40	64,708.80	67,953.60	69,659.20	71,406.40
			Monthly	4,225.87	4,437.33	4,659.20	4,891.47	5,135.87	5,392.40	5,662.80	5,804.93	5,950.53
			Hourly	24.3800	25.6000	26.8800	28.2200	29.6300	31.1100	32.6700	33.4900	34.3300
Community Enhancement Division Manager	DMG	C30	Annual	105,414.40	110,676.80	116,209.60	122,012.80	128,107.20	134,513.60	141,232.00	144,768.00	148,387.20
			Monthly	8,784.53	9,223.07	9,684.13	10,167.73	10,675.60	11,209.47	11,769.33	12,064.00	12,365.60
			Hourly	50.6800	53.2100	55.8700	58.6600	61.5900	64.6700	67.9000	69.6000	71.3400
Community Enhancement Officer I	NE	C18	Annual	58,697.60	61,630.40	64,708.80	67,953.60	71,344.00	74,921.60	78,665.60	80,641.60	82,659.20
			Monthly	4,891.47	5,135.87	5,392.40	5,662.80	5,945.33	6,243.47	6,555.47	6,720.13	6,888.27
			Hourly	28.2200	29.6300	31.1100	32.6700	34.3000	36.0200	37.8200	38.7700	39.7400
Community Enhancement Officer II	NE	C20	Annual	64,708.80	67,953.60	71,344.00	74,921.60	78,665.60	82,596.80	86,736.00	88,899.20	91,124.80
			Monthly	5,392.40	5,662.80	5,945.33	6,243.47	6,555.47	6,883.07	7,228.00	7,408.27	7,593.73
			Hourly	31.1100	32.6700	34.3000	36.0200	37.8200	39.7100	41.7000	42.7400	43.8100
Community Enhancement Supervisor	PAM	C23	Annual	74,921.60	78,665.60	82,596.80	86,736.00	91,083.20	95,638.40	100,422.40	102,939.20	105,518.40
			Monthly	6,243.47	6,555.47	6,883.07	7,228.00	7,590.27	7,969.87	8,368.53	8,578.27	8,793.20
			Hourly	36.0200	37.8200	39.7100	41.7000	43.7900	45.9800	48.2800	49.4900	50.7300

Attachment: MVCF Resolution 2023-XX (6224 : FISCAL YEAR 2023/24 FIRST QUARTER OPERATING & CIP

**CITY OF MORENO VALLEY**

**SALARY SCALE - CAREER POSITIONS**  
EFFECTIVE 11/07/23

TITLE	GRP	GRADE										
			A	B	C	D	E	F	G	H	I	
			5.0%		5.0%	5.0%	5.0%	5.0%	5.0%	2.5%	2.5%	
Community Services Assistant Coordinator	NE	C08	Annual	36,046.40	37,856.00	39,748.80	41,745.60	43,825.60	46,009.60	48,318.40	49,524.80	50,772.80
			Monthly	3,003.87	3,154.67	3,312.40	3,478.80	3,652.13	3,834.13	4,026.53	4,127.07	4,231.07
			Hourly	17.3300	18.2000	19.1100	20.0700	21.0700	22.1200	23.2300	23.8100	24.4100
Community Services Coordinator	NE	C10	Annual	39,728.00	41,724.80	43,804.80	45,988.80	48,297.60	50,710.40	53,248.00	54,579.20	55,952.00
			Monthly	3,310.67	3,477.07	3,650.40	3,832.40	4,024.80	4,225.87	4,437.33	4,548.27	4,662.67
			Hourly	19.1000	20.0600	21.0600	22.1100	23.2200	24.3800	25.6000	26.2400	26.9000
Community Services Division Manager	DMG	C30	Annual	105,414.40	110,676.80	116,209.60	122,012.80	128,107.20	134,513.60	141,232.00	144,768.00	148,387.20
			Monthly	8,784.53	9,223.07	9,684.13	10,167.73	10,675.60	11,209.47	11,769.33	12,064.00	12,365.60
			Hourly	50.6800	53.2100	55.8700	58.6600	61.5900	64.6700	67.9000	69.6000	71.3400
Community Services Supervisor	PAM	C19	Annual	61,630.40	64,708.80	67,953.60	71,344.00	74,921.60	78,665.60	82,596.80	84,656.00	86,777.60
			Monthly	5,135.87	5,392.40	5,662.80	5,945.33	6,243.47	6,555.47	6,883.07	7,054.67	7,231.47
			Hourly	29.6300	31.1100	32.6700	34.3000	36.0200	37.8200	39.7100	40.7000	41.7200
Construction Inspector	NE	C22	Annual	71,344.00	74,921.60	78,665.60	82,596.80	86,736.00	91,083.20	95,638.40	98,030.40	100,484.80
			Monthly	5,945.33	6,243.47	6,555.47	6,883.07	7,228.00	7,590.27	7,969.87	8,169.20	8,373.73
			Hourly	34.3000	36.0200	37.8200	39.7100	41.7000	43.7900	45.9800	47.1300	48.3100
Construction Inspector Supervisor	PAM	C25	Annual	82,596.80	86,736.00	91,083.20	95,638.40	100,422.40	105,435.20	110,697.60	113,464.00	116,292.80
			Monthly	6,883.07	7,228.00	7,590.27	7,969.87	8,368.53	8,786.27	9,224.80	9,455.33	9,691.07
			Hourly	39.7100	41.7000	43.7900	45.9800	48.2800	50.6900	53.2200	54.5500	55.9100
Crossing Guard Supervisor	NE	C07	Annual	36,046.40	37,856.00	39,748.80	41,745.60	43,825.60	46,009.60	48,318.40	49,524.80	50,772.80
			Monthly	3,003.87	3,154.67	3,312.40	3,478.80	3,652.13	3,834.13	4,026.53	4,127.07	4,231.07
			Hourly	17.3300	18.2000	19.1100	20.0700	21.0700	22.1200	23.2300	23.8100	24.4100
Customer Service Manager	PAM	C26	Annual	86,715.20	91,041.60	95,596.80	100,380.80	105,393.60	110,656.00	116,188.80	119,100.80	122,075.20
			Monthly	7,226.27	7,586.80	7,966.40	8,365.07	8,782.80	9,221.33	9,682.40	9,925.07	10,172.93
			Hourly	41.6900	43.7700	45.9600	48.2600	50.6700	53.2000	55.8600	57.2600	58.6900
Deputy City Clerk	NE	C17	Annual	55,910.40	58,697.60	61,630.40	64,708.80	67,953.60	71,344.00	74,921.60	76,793.60	78,707.20
			Monthly	4,659.20	4,891.47	5,135.87	5,392.40	5,662.80	5,945.33	6,243.47	6,399.47	6,558.93
			Hourly	26.8800	28.2200	29.6300	31.1100	32.6700	34.3000	36.0200	36.9200	37.8400
Deputy City Manager	DMG	C30	Annual	105,414.40	110,676.80	116,209.60	122,012.80	128,107.20	134,513.60	141,232.00	144,768.00	148,387.20
			Monthly	8,784.53	9,223.07	9,684.13	10,167.73	10,675.60	11,209.47	11,769.33	12,064.00	12,365.60
			Hourly	50.6800	53.2100	55.8700	58.6600	61.5900	64.6700	67.9000	69.6000	71.3400
Deputy Compliance Director	DMG	C35	Annual	144,372.80	151,590.40	159,161.60	167,128.00	175,489.60	184,267.20	193,481.60	198,328.00	203,278.40
			Monthly	12,031.07	12,632.53	13,263.47	13,927.33	14,624.13	15,355.60	16,123.47	16,527.33	16,939.87
			Hourly	69.4100	72.8800	76.5200	80.3500	84.3700	88.5900	93.0200	95.3500	97.7300
Deputy Finance Director	DMG	C34	Annual	137,488.00	144,372.80	151,590.40	159,161.60	167,128.00	175,489.60	184,267.20	188,864.00	193,585.60
			Monthly	11,457.33	12,031.07	12,632.53	13,263.47	13,927.33	14,624.13	15,355.60	15,738.67	16,132.13
			Hourly	66.1000	69.4100	72.8800	76.5200	80.3500	84.3700	88.5900	90.8000	93.0700
Economic Development Division Manager	DMG	C30	Annual	105,414.40	110,676.80	116,209.60	122,012.80	128,107.20	134,513.60	141,232.00	144,768.00	148,387.20
			Monthly	8,784.53	9,223.07	9,684.13	10,167.73	10,675.60	11,209.47	11,769.33	12,064.00	12,365.60
			Hourly	50.6800	53.2100	55.8700	58.6600	61.5900	64.6700	67.9000	69.6000	71.3400

Attachment: MVCF Resolution 2023-XX (6224 : FISCAL YEAR 2023/24 FIRST QUARTER OPERATING & CIP

**CITY OF MORENO VALLEY**

**SALARY SCALE - CAREER POSITIONS**  
EFFECTIVE 11/07/23

TITLE	GRP	GRADE		SALARY								
				A	B	C	D	E	F	G	H	I
				5.0%		5.0%	5.0%	5.0%	5.0%	5.0%	2.5%	2.5%
Electric Utility Assistant Manager	PAM	C34	Annual	137,488.00	144,372.80	151,590.40	159,161.60	167,128.00	175,489.60	184,267.20	188,864.00	193,585.60
			Monthly	11,457.33	12,031.07	12,632.53	13,263.47	13,927.33	14,624.13	15,355.60	15,738.67	16,132.13
			Hourly	66.1000	69.4100	72.8800	76.5200	80.3500	84.3700	88.5900	90.8000	93.0700
Electric Utility Division Manager	DMG	C36	Annual	158,891.20	166,836.80	175,177.60	183,934.40	193,128.00	202,779.20	212,908.80	218,233.60	223,683.20
			Monthly	13,240.93	13,903.07	14,598.13	15,327.87	16,094.00	16,898.27	17,742.40	18,186.13	18,640.27
			Hourly	76.3900	80.2100	84.2200	88.4300	92.8500	97.4900	102.3600	104.9200	107.5400
Electric Utility Program Coordinator	PAM	C27	Annual	91,062.40	95,617.60	100,401.60	105,414.40	110,676.80	116,209.60	122,012.80	125,070.40	128,190.40
			Monthly	7,588.53	7,968.13	8,366.80	8,784.53	9,223.07	9,684.13	10,167.73	10,422.53	10,682.53
			Hourly	43.7800	45.9700	48.2700	50.6800	53.2100	55.8700	58.6600	60.1300	61.6300
Emergency Management Coordinator	PAM	C22	Annual	71,344.00	74,921.60	78,665.60	82,596.80	86,736.00	91,083.20	95,638.40	98,030.40	100,484.80
			Monthly	5,945.33	6,243.47	6,555.47	6,883.07	7,228.00	7,590.27	7,969.87	8,169.20	8,373.73
			Hourly	34.3000	36.0200	37.8200	39.7100	41.7000	43.7900	45.9800	47.1300	48.3100
Emergency Management & Volunteer Services Program Manager	DMG	C30	Annual	105,414.40	110,676.80	116,209.60	122,012.80	128,107.20	134,513.60	141,232.00	144,768.00	148,387.20
			Monthly	8,784.53	9,223.07	9,684.13	10,167.73	10,675.60	11,209.47	11,769.33	12,064.00	12,365.60
			Hourly	50.6800	53.2100	55.8700	58.6600	61.5900	64.6700	67.9000	69.6000	71.3400
Engineering Division Manager/Assistant City Engineer	DMG	C34	Annual	137,488.00	144,372.80	151,590.40	159,161.60	167,128.00	175,489.60	184,267.20	188,864.00	193,585.60
			Monthly	11,457.33	12,031.07	12,632.53	13,263.47	13,927.33	14,624.13	15,355.60	15,738.67	16,132.13
			Hourly	66.1000	69.4100	72.8800	76.5200	80.3500	84.3700	88.5900	90.8000	93.0700
Enterprise Systems Administrator	PAM	C31	Annual	110,676.80	116,209.60	122,012.80	128,107.20	134,513.60	141,232.00	148,304.00	152,006.40	155,812.80
			Monthly	9,223.07	9,684.13	10,167.73	10,675.60	11,209.47	11,769.33	12,358.67	12,667.20	12,984.40
			Hourly	53.2100	55.8700	58.6600	61.5900	64.6700	67.9000	71.3000	73.0800	74.9100
Equipment Operator	NE	C17	Annual	55,910.40	58,697.60	61,630.40	64,708.80	67,953.60	71,344.00	74,921.60	76,793.60	78,707.20
			Monthly	4,659.20	4,891.47	5,135.87	5,392.40	5,662.80	5,945.33	6,243.47	6,399.47	6,558.93
			Hourly	26.8800	28.2200	29.6300	31.1100	32.6700	34.3000	36.0200	36.9200	37.8400
Executive Assistant I	NE	C19	Annual	61,630.40	64,708.80	67,953.60	71,344.00	74,921.60	78,665.60	82,596.80	84,656.00	86,777.60
			Monthly	5,135.87	5,392.40	5,662.80	5,945.33	6,243.47	6,555.47	6,883.07	7,054.67	7,231.47
			Hourly	29.6300	31.1100	32.6700	34.3000	36.0200	37.8200	39.7100	40.7000	41.7200
Executive Assistant to Mayor/City Council	DMG	C30	Annual	105,414.40	110,676.80	116,209.60	122,012.80	128,107.20	134,513.60	141,232.00	144,768.00	148,387.20
			Monthly	8,784.53	9,223.07	9,684.13	10,167.73	10,675.60	11,209.47	11,769.33	12,064.00	12,365.60
			Hourly	50.6800	53.2100	55.8700	58.6600	61.5900	64.6700	67.9000	69.6000	71.3400
Facilities Maintenance Mechanic	NE	C15	Annual	50,710.40	53,248.00	55,910.40	58,697.60	61,630.40	64,708.80	67,953.60	68,659.20	71,406.40
			Monthly	4,225.87	4,437.33	4,659.20	4,891.47	5,135.87	5,392.40	5,662.80	5,804.93	5,950.53
			Hourly	24.3800	25.6000	26.8800	28.2200	29.6300	31.1100	32.6700	33.4900	34.3300
Facilities Maintenance Worker	NE	C13	Annual	45,988.80	48,297.60	50,710.40	53,248.00	55,910.40	58,697.60	61,630.40	63,169.60	64,750.40
			Monthly	3,832.40	4,024.80	4,225.87	4,437.33	4,659.20	4,891.47	5,135.87	5,264.13	5,395.87
			Hourly	22.1100	23.2200	24.3800	25.6000	26.8800	28.2200	29.6300	30.3700	31.1300
Financial Operations Division Manager	DMG	C33	Annual	127,899.20	134,284.80	141,003.20	148,054.40	155,459.20	163,238.40	171,392.00	175,676.80	180,065.60
			Monthly	10,658.27	11,190.40	11,750.27	12,337.87	12,954.93	13,603.20	14,282.67	14,639.73	15,005.47
			Hourly	61.4900	64.5600	67.7900	71.1800	74.7400	78.4800	82.4000	84.4600	86.5700

Attachment: MVCF Resolution 2023-XX (6224 : FISCAL YEAR 2023/24 FIRST QUARTER OPERATING & CIP

**CITY OF MORENO VALLEY**

**SALARY SCALE - CAREER POSITIONS**  
EFFECTIVE 11/07/23

TITLE	GRP	GRADE		RANGE								
				A	B	C	D	E	F	G	H	I
				5.0%	5.0%	5.0%	5.0%	5.0%	5.0%	5.0%	2.5%	2.5%
Financial Resources Division Manager	DMG	C33	Annual	127,899.20	134,284.80	141,003.20	148,054.40	155,459.20	163,238.40	171,392.00	175,676.80	180,065.60
			Monthly	10,658.27	11,190.40	11,750.27	12,337.87	12,954.93	13,603.20	14,282.67	14,639.73	15,005.47
			Hourly	61.4900	64.5600	67.7900	71.1800	74.7400	78.4800	82.4000	84.4600	86.5700
Fleet & Facilities Division Manager	DMG	C31	Annual	110,676.80	116,209.60	122,012.80	128,107.20	134,513.60	141,232.00	148,304.00	152,006.40	155,812.80
			Monthly	9,223.07	9,684.13	10,167.73	10,675.60	11,209.47	11,769.33	12,358.67	12,667.20	12,984.40
			Hourly	53.2100	55.8700	58.6600	61.5900	64.6700	67.9000	71.3000	73.0800	74.9100
Fleet & Facilities Maintenance Supervisor	PAM	C27	Annual	91,062.40	95,617.60	100,401.60	105,414.40	110,676.80	116,209.60	122,012.80	125,070.40	128,190.40
			Monthly	7,588.53	7,968.13	8,366.80	8,784.53	9,223.07	9,684.13	10,167.73	10,422.53	10,682.53
			Hourly	43.7800	45.9700	48.2700	50.6800	53.2100	55.8700	58.6600	60.1300	61.6300
GIS Administrator	PAM	C29	Annual	100,380.80	105,393.60	110,656.00	116,188.80	121,992.00	128,086.40	134,492.80	137,862.40	141,315.20
			Monthly	8,365.07	8,782.80	9,221.33	9,682.40	10,166.00	10,673.87	11,207.73	11,488.53	11,776.27
			Hourly	48.2600	50.6700	53.2000	55.8600	58.6500	61.5800	64.6600	66.2800	67.9400
GIS Applications Analyst	PAM	C25	Annual	82,596.80	86,736.00	91,083.20	95,638.40	100,422.40	105,435.20	110,697.60	113,464.00	116,292.80
			Monthly	6,883.07	7,228.00	7,590.27	7,969.87	8,368.53	8,786.27	9,224.80	9,455.33	9,691.07
			Hourly	39.7100	41.7000	43.7900	45.9800	48.2800	50.6900	53.2200	54.5500	55.9100
GIS Specialist	NE	C21	Annual	67,953.60	71,344.00	74,921.60	78,665.60	82,596.80	86,736.00	91,083.20	93,350.40	95,680.00
			Monthly	5,662.80	5,945.33	6,243.47	6,555.47	6,883.07	7,228.00	7,590.27	7,779.20	7,973.33
			Hourly	32.6700	34.3000	36.0200	37.8200	39.7100	41.7000	43.7900	44.8800	46.0000
Grants Division Manager	DMG	C33	Annual	127,899.20	134,284.80	141,003.20	148,054.40	155,459.20	163,238.40	171,392.00	175,676.80	180,065.60
			Monthly	10,658.27	11,190.40	11,750.27	12,337.87	12,954.93	13,603.20	14,282.67	14,639.73	15,005.47
			Hourly	61.4900	64.5600	67.7900	71.1800	74.7400	78.4800	82.4000	84.4600	86.5700
Human Resources Analyst	PAM	C24	Annual	78,665.60	82,596.80	86,736.00	91,083.20	95,638.40	100,422.40	105,435.20	108,076.80	110,780.80
			Monthly	6,555.47	6,883.07	7,228.00	7,590.27	7,969.87	8,368.53	8,786.27	9,006.40	9,231.73
			Hourly	37.8200	39.7100	41.7000	43.7900	45.9800	48.2800	50.6900	51.9600	53.2600
Human Resources Division Manager	DMG	C34	Annual	137,488.00	144,372.80	151,590.40	159,161.60	167,128.00	175,489.60	184,267.20	188,864.00	193,585.60
			Monthly	11,457.33	12,031.07	12,632.53	13,263.47	13,927.33	14,624.13	15,355.60	15,738.67	16,132.13
			Hourly	66.1000	69.4100	72.8800	76.5200	80.3500	84.3700	88.5900	90.8000	93.0700
Human Resources Technician	NE	C22	Annual	71,344.00	74,921.60	78,665.60	82,596.80	86,736.00	91,083.20	95,638.40	98,030.40	100,484.80
			Monthly	5,945.33	6,243.47	6,555.47	6,883.07	7,228.00	7,590.27	7,969.87	8,169.20	8,373.73
			Hourly	34.3000	36.0200	37.8200	39.7100	41.7000	43.7900	45.9800	47.1300	48.3100
Information Technology Technician	NE	C20	Annual	64,708.80	67,953.60	71,344.00	74,921.60	78,665.60	82,596.80	86,736.00	88,899.20	91,124.80
			Monthly	5,392.40	5,662.80	5,945.33	6,243.47	6,555.47	6,883.07	7,228.00	7,408.27	7,593.73
			Hourly	31.1100	32.6700	34.3000	36.0200	37.8200	39.7100	41.7000	42.7400	43.8100
Landscape Services Inspector	NE	C18	Annual	58,697.60	61,630.40	64,708.80	67,953.60	71,344.00	74,921.60	78,665.60	80,641.60	82,659.20
			Monthly	4,891.47	5,135.87	5,392.40	5,662.80	5,945.33	6,243.47	6,555.47	6,720.13	6,888.27
			Hourly	28.2200	29.6300	31.1100	32.6700	34.3000	36.0200	37.8200	38.7700	39.7400
Lead Facilities Maintenance Worker	NE	C18	Annual	58,697.60	61,630.40	64,708.80	67,953.60	71,344.00	74,921.60	78,665.60	80,641.60	82,659.20
			Monthly	4,891.47	5,135.87	5,392.40	5,662.80	5,945.33	6,243.47	6,555.47	6,720.13	6,888.27
			Hourly	28.2200	29.6300	31.1100	32.6700	34.3000	36.0200	37.8200	38.7700	39.7400

Attachment: MVCF Resolution 2023-XX (6224 : FISCAL YEAR 2023/24 FIRST QUARTER OPERATING & CIP



**CITY OF MORENO VALLEY**

**SALARY SCALE - CAREER POSITIONS**  
EFFECTIVE 11/07/23

TITLE	GRP	GRADE										
			A	B	C	D	E	F	G	H	I	
				5.0%	5.0%	5.0%	5.0%	5.0%	5.0%	5.0%	2.5%	2.5%
Lead Maintenance Worker	NE	C19	Annual	61,630.40	64,708.80	67,953.60	71,344.00	74,921.60	78,665.60	82,596.80	84,656.00	86,777.60
			Monthly	5,135.87	5,392.40	5,662.80	5,945.33	6,243.47	6,555.47	6,883.07	7,054.67	7,231.47
			Hourly	29.6300	31.1100	32.6700	34.3000	36.0200	37.8200	39.7100	40.7000	41.7200
Lead Parks Maintenance Worker	NE	C15	Annual	50,710.40	53,248.00	55,910.40	58,697.60	61,630.40	64,708.80	67,953.60	69,659.20	71,406.40
			Monthly	4,225.87	4,437.33	4,659.20	4,891.47	5,135.87	5,392.40	5,662.80	5,804.93	5,950.53
			Hourly	24.3800	25.6000	26.8800	28.2200	29.6300	31.1100	32.6700	33.4900	34.3300
Lead Traffic Sign/Marking Technician	NE	C18	Annual	58,697.60	61,630.40	64,708.80	67,953.60	71,344.00	74,921.60	78,665.60	80,641.60	82,659.20
			Monthly	4,891.47	5,135.87	5,392.40	5,662.80	5,945.33	6,243.47	6,555.47	6,720.13	6,888.27
			Hourly	28.2200	29.6300	31.1100	32.6700	34.3000	36.0200	37.8200	38.7700	39.7400
Lead Vehicle/Equipment Technician	NE	C19	Annual	61,630.40	64,708.80	67,953.60	71,344.00	74,921.60	78,665.60	82,596.80	84,656.00	86,777.60
			Monthly	5,135.87	5,392.40	5,662.80	5,945.33	6,243.47	6,555.47	6,883.07	7,054.67	7,231.47
			Hourly	29.6300	31.1100	32.6700	34.3000	36.0200	37.8200	39.7100	40.7000	41.7200
Maintenance & Operations Division Manager	DMG	C31	Annual	110,676.80	116,209.60	122,012.80	128,107.20	134,513.60	141,232.00	148,304.00	152,006.40	155,812.80
			Monthly	9,223.07	9,684.13	10,167.73	10,675.60	11,209.47	11,769.33	12,358.67	12,667.20	12,984.40
			Hourly	53.2100	55.8700	58.6600	61.5900	64.6700	67.9000	71.3000	73.0800	74.9100
Maintenance Worker I	NE	C12	Annual	43,804.80	45,988.80	48,297.60	50,710.40	53,248.00	55,910.40	58,697.60	60,174.40	61,672.00
			Monthly	3,650.40	3,832.40	4,024.80	4,225.87	4,437.33	4,659.20	4,891.47	5,014.53	5,139.33
			Hourly	21.0600	22.1100	23.2200	24.3800	25.6000	26.8800	28.2200	28.9300	29.6500
Maintenance Worker II	NE	C15	Annual	50,710.40	53,248.00	55,910.40	58,697.60	61,630.40	64,708.80	67,953.60	69,659.20	71,406.40
			Monthly	4,225.87	4,437.33	4,659.20	4,891.47	5,135.87	5,392.40	5,662.80	5,804.93	5,950.53
			Hourly	24.3800	25.6000	26.8800	28.2200	29.6300	31.1100	32.6700	33.4900	34.3300
Maintenance Worker/Work Release Coordinator	NE	C16	Annual	53,248.00	55,910.40	58,697.60	61,630.40	64,708.80	67,953.60	71,344.00	73,132.80	74,963.20
			Monthly	4,437.33	4,659.20	4,891.47	5,135.87	5,392.40	5,662.80	5,945.33	6,094.40	6,246.93
			Hourly	25.6000	26.8800	28.2200	29.6300	31.1100	32.6700	34.3000	35.1600	36.0400
Management Aide	NE	C18	Annual	58,697.60	61,630.40	64,708.80	67,953.60	71,344.00	74,921.60	78,665.60	80,641.60	82,659.20
			Monthly	4,891.47	5,135.87	5,392.40	5,662.80	5,945.33	6,243.47	6,555.47	6,720.13	6,888.27
			Hourly	28.2200	29.6300	31.1100	32.6700	34.3000	36.0200	37.8200	38.7700	39.7400
Management Analyst	PAM	C24	Annual	78,665.60	82,596.80	86,736.00	91,083.20	95,638.40	100,422.40	105,435.20	108,076.80	110,780.80
			Monthly	6,555.47	6,883.07	7,228.00	7,590.27	7,969.87	8,368.53	8,786.27	9,006.40	9,231.73
			Hourly	37.8200	39.7100	41.7000	43.7900	45.9800	48.2800	50.6900	51.9600	53.2600
Management Assistant	PAM	C22	Annual	71,344.00	74,921.60	78,665.60	82,596.80	86,736.00	91,083.20	95,638.40	98,030.40	100,484.80
			Monthly	5,945.33	6,243.47	6,555.47	6,883.07	7,228.00	7,590.27	7,969.87	8,169.20	8,373.73
			Hourly	34.3000	36.0200	37.8200	39.7100	41.7000	43.7900	45.9800	47.1300	48.3100
Media & Communications Division Manager	DMG	C33	Annual	127,899.20	134,284.80	141,003.20	148,054.40	155,459.20	163,238.40	171,392.00	175,676.80	180,065.60
			Monthly	10,658.27	11,190.40	11,750.27	12,337.87	12,954.93	13,603.20	14,282.67	14,639.73	15,005.47
			Hourly	61.4900	64.5600	67.9000	71.1800	74.7400	78.4800	82.4000	84.4600	86.5700
Network Administrator	PAM	C31	Annual	110,676.80	116,209.60	122,012.80	128,107.20	134,513.60	141,232.00	148,304.00	152,006.40	155,812.80
			Monthly	9,223.07	9,684.13	10,167.73	10,675.60	11,209.47	11,769.33	12,358.67	12,667.20	12,984.40
			Hourly	53.2100	55.8700	58.6600	61.5900	64.6700	67.9000	71.3000	73.0800	74.9100

Attachment: MVCF Resolution 2023-XX (6224 : FISCAL YEAR 2023/24 FIRST QUARTER OPERATING & CIP

**CITY OF MORENO VALLEY**

**SALARY SCALE - CAREER POSITIONS**  
EFFECTIVE 11/07/23

TITLE	GRP	GRADE										
			A	B	C	D	E	F	G	H	I	
			5.0%		5.0%	5.0%	5.0%	5.0%	5.0%	2.5%	2.5%	
Network & Systems Specialist	PAM	C24	Annual	78,665.60	82,596.80	86,736.00	91,083.20	95,638.40	100,422.40	105,435.20	108,076.80	110,780.80
			Monthly	6,555.47	6,883.07	7,228.00	7,590.27	7,969.87	8,368.53	8,786.27	9,006.40	9,231.73
			Hourly	37.8200	39.7100	41.7000	43.7900	45.9800	48.2800	50.6900	51.9600	53.2600
Paralegal	NE	C20	Annual	64,708.80	67,953.60	71,344.00	74,921.60	78,665.60	82,596.80	86,736.00	88,899.20	91,124.80
			Monthly	5,392.40	5,662.80	5,945.33	6,243.47	6,555.47	6,883.07	7,228.00	7,408.27	7,593.73
			Hourly	31.1100	32.6700	34.3000	36.0200	37.8200	39.7100	41.7000	42.7400	43.8100
Park Ranger	NE	C16	Annual	53,248.00	55,910.40	58,697.60	61,630.40	64,708.80	67,953.60	71,344.00	73,132.80	74,963.20
			Monthly	4,437.33	4,659.20	4,891.47	5,135.87	5,392.40	5,662.80	5,945.33	6,094.40	6,246.93
			Hourly	25.6000	26.8800	28.2200	29.6300	31.1100	32.6700	34.3000	35.1600	36.0400
Parking Control Officer	NE	C12	Annual	43,804.80	45,988.80	48,297.60	50,710.40	53,248.00	55,910.40	58,697.60	60,174.40	61,672.00
			Monthly	3,650.40	3,832.40	4,024.80	4,225.87	4,437.33	4,659.20	4,891.47	5,014.53	5,139.33
			Hourly	21.0600	22.1100	23.2200	24.3800	25.6000	26.8800	28.2200	28.9300	29.6500
Parks & Community Services Administration & Financial Services Division Manager	DMG	C30	Annual	105,414.40	110,676.80	116,209.60	122,012.80	128,107.20	134,513.60	141,232.00	144,768.00	148,387.20
			Monthly	8,784.53	9,223.07	9,684.13	10,167.73	10,675.60	11,209.47	11,769.33	12,064.00	12,365.60
			Hourly	50.6800	53.2100	55.8700	58.6600	61.5900	64.6700	67.9000	69.6000	71.3400
Parks & Landscape Services Division Manager	DMG	C31	Annual	110,676.80	116,209.60	122,012.80	128,107.20	134,513.60	141,232.00	148,304.00	152,006.40	155,812.80
			Monthly	9,223.07	9,684.13	10,167.73	10,675.60	11,209.47	11,769.33	12,358.67	12,667.20	12,984.40
			Hourly	53.2100	55.8700	58.6600	61.5900	64.6700	67.9000	71.3000	73.0800	74.9100
Parks Maintenance Supervisor	PAM	C25	Annual	82,596.80	86,736.00	91,083.20	95,638.40	100,422.40	105,435.20	110,697.60	113,464.00	116,292.80
			Monthly	6,883.07	7,228.00	7,590.27	7,969.87	8,368.53	8,786.27	9,224.80	9,455.33	9,691.07
			Hourly	39.7100	41.7000	43.7900	45.9800	48.2800	50.6900	53.2200	54.5500	55.9100
Parks Maintenance Worker	NE	C12	Annual	43,804.80	45,988.80	48,297.60	50,710.40	53,248.00	55,910.40	58,697.60	60,174.40	61,672.00
			Monthly	3,650.40	3,832.40	4,024.80	4,225.87	4,437.33	4,659.20	4,891.47	5,014.53	5,139.33
			Hourly	21.0600	22.1100	23.2200	24.3800	25.6000	26.8800	28.2200	28.9300	29.6500
Parks Project Manager	PAM	C25	Annual	82,596.80	86,736.00	91,083.20	95,638.40	100,422.40	105,435.20	110,697.60	113,464.00	116,292.80
			Monthly	6,883.07	7,228.00	7,590.27	7,969.87	8,368.53	8,786.27	9,224.80	9,455.33	9,691.07
			Hourly	39.7100	41.7000	43.7900	45.9800	48.2800	50.6900	53.2200	54.5500	55.9100
Payroll Supervisor	PAM	C26	Annual	86,715.20	91,041.60	95,596.80	100,380.80	105,393.60	110,656.00	116,188.80	119,100.80	122,075.20
			Monthly	7,226.27	7,586.80	7,966.40	8,365.07	8,782.80	9,221.33	9,682.40	9,925.07	10,172.93
			Hourly	41.6900	43.7700	45.9600	48.2600	50.6700	53.2000	55.8600	57.2600	58.6900
Permit Technician	NE	C18	Annual	58,697.60	61,630.40	64,708.80	67,953.60	71,344.00	74,921.60	78,665.60	80,641.60	82,669.20
			Monthly	4,891.47	5,135.87	5,392.40	5,662.80	5,945.33	6,243.47	6,555.47	6,720.13	6,888.27
			Hourly	28.2200	29.6300	31.1100	32.6700	34.3000	36.0200	37.8200	38.7700	39.7400
Planning Division Manager/Official	DMG	C34	Annual	137,488.00	144,372.80	151,590.40	159,161.60	167,128.00	175,489.60	184,267.20	188,864.00	193,585.60
			Monthly	11,457.33	12,031.07	12,632.53	13,263.47	13,927.33	14,624.13	15,355.60	15,738.67	16,132.13
			Hourly	66.1000	69.4100	72.8800	76.5200	80.3500	84.3700	88.5900	90.8000	93.0700
Power Supply Manager	PAM	C29	Annual	100,380.80	105,393.60	110,656.00	116,188.80	121,992.00	128,086.40	134,492.80	137,862.40	141,315.20
			Monthly	8,365.07	8,782.80	9,221.33	9,682.40	10,166.00	10,673.87	11,207.73	11,488.53	11,776.27
			Hourly	48.2600	50.6700	53.2000	55.8600	58.6500	61.5800	64.6600	66.2800	67.9400

Attachment: MVCF Resolution 2023-XX (6224 : FISCAL YEAR 2023/24 FIRST QUARTER OPERATING & CIP

**CITY OF MORENO VALLEY**

**SALARY SCALE - CAREER POSITIONS**  
EFFECTIVE 11/07/23

TITLE	GRP	GRADE										
			A	B	C	D	E	F	G	H	I	
			5.0%		5.0%	5.0%	5.0%	5.0%	5.0%	2.5%	2.5%	
Principal Accountant	PAM	C28	Annual	95,617.60	100,401.60	105,414.40	110,676.80	116,209.60	122,012.80	128,107.20	131,310.40	134,596.80
			Monthly	7,968.13	8,366.80	8,784.53	9,223.07	9,684.13	10,167.73	10,675.60	10,942.53	11,216.40
			Hourly	45.9700	48.2700	50.6800	53.2100	55.8700	58.6600	61.5900	63.1300	64.7100
Principal Engineer	DMG	C33	Annual	127,899.20	134,284.80	141,003.20	148,054.40	155,459.20	163,238.40	171,392.00	175,676.80	180,065.60
			Monthly	10,658.27	11,190.40	11,750.27	12,337.87	12,954.93	13,603.20	14,282.67	14,639.73	15,005.47
			Hourly	61.4900	64.5600	67.7900	71.1800	74.7400	78.4800	82.4000	84.4600	86.5700
Principal Engineer/City Traffic Engineer	DMG	C33	Annual	127,899.20	134,284.80	141,003.20	148,054.40	155,459.20	163,238.40	171,392.00	175,676.80	180,065.60
			Monthly	10,658.27	11,190.40	11,750.27	12,337.87	12,954.93	13,603.20	14,282.67	14,639.73	15,005.47
			Hourly	61.4900	64.5600	67.7900	71.1800	74.7400	78.4800	82.4000	84.4600	86.5700
Principal Planner	PAM	C33	Annual	127,899.20	134,284.80	141,003.20	148,054.40	155,459.20	163,238.40	171,392.00	175,676.80	180,065.60
			Monthly	10,658.27	11,190.40	11,750.27	12,337.87	12,954.93	13,603.20	14,282.67	14,639.73	15,005.47
			Hourly	61.4900	64.5600	67.7900	71.1800	74.7400	78.4800	82.4000	84.4600	86.5700
Program Analyst	PAM	C24	Annual	78,665.60	82,596.80	86,736.00	91,083.20	95,638.40	100,422.40	105,435.20	108,076.80	110,780.80
			Monthly	6,555.47	6,883.07	7,228.00	7,590.27	7,969.87	8,368.53	8,786.27	9,006.40	9,231.73
			Hourly	37.8200	39.7100	41.7000	43.7900	45.9800	48.2800	50.6900	51.9600	53.2600
Public Information/Intergovernmental Relations Officer	PAM	C28	Annual	95,617.60	100,401.60	105,414.40	110,676.80	116,209.60	122,012.80	128,107.20	131,310.40	134,596.80
			Monthly	7,968.13	8,366.80	8,784.53	9,223.07	9,684.13	10,167.73	10,675.60	10,942.53	11,216.40
			Hourly	45.9700	48.2700	50.6800	53.2100	55.8700	58.6600	61.5900	63.1300	64.7100
Public Safety Contracts Administrator	DMG	C30	Annual	105,414.40	110,676.80	116,209.60	122,012.80	128,107.20	134,513.60	141,232.00	144,768.00	148,387.20
			Monthly	8,784.53	9,223.07	9,684.13	10,167.73	10,675.60	11,209.47	11,769.33	12,064.00	12,365.60
			Hourly	50.6800	53.2100	55.8700	58.6600	61.5900	64.6700	67.9000	69.6000	71.3400
Purchasing Division Manager	DMG	C32	Annual	118,976.00	124,924.80	131,164.80	137,716.80	144,601.60	151,840.00	159,432.00	163,425.60	167,502.40
			Monthly	9,914.67	10,410.40	10,930.40	11,476.40	12,050.13	12,653.33	13,286.00	13,618.80	13,958.53
			Hourly	57.2000	60.0600	63.0600	66.2100	69.5200	73.0000	76.6500	78.5700	80.5300
Recycling Specialist	NE	C16	Annual	53,248.00	55,910.40	58,697.60	61,630.40	64,708.80	67,953.60	71,344.00	73,132.80	74,963.20
			Monthly	4,437.33	4,659.20	4,891.47	5,135.87	5,392.40	5,662.80	5,945.33	6,094.40	6,246.93
			Hourly	25.6000	26.8800	28.2200	29.6300	31.1100	32.6700	34.3000	35.1600	36.0400
Registered Veterinary Technician	NE	C16	Annual	53,248.00	55,910.40	58,697.60	61,630.40	64,708.80	67,953.60	71,344.00	73,132.80	74,963.20
			Monthly	4,437.33	4,659.20	4,891.47	5,135.87	5,392.40	5,662.80	5,945.33	6,094.40	6,246.93
			Hourly	25.6000	26.8800	28.2200	29.6300	31.1100	32.6700	34.3000	35.1600	36.0400
Security Guard	NE	C08	Annual	36,046.40	37,856.00	39,748.80	41,745.60	43,825.60	46,009.60	48,318.40	49,524.80	50,772.80
			Monthly	3,003.87	3,154.67	3,312.40	3,478.80	3,652.13	3,834.13	4,026.53	4,127.07	4,231.07
			Hourly	17.3300	18.2000	19.1100	20.0700	21.0700	22.1200	23.2300	23.8100	24.4100
Senior Accountant	PAM	C25	Annual	82,596.80	86,736.00	91,083.20	95,638.40	100,422.40	105,435.20	110,697.60	113,464.00	116,292.80
			Monthly	6,883.07	7,228.00	7,590.27	7,969.87	8,368.53	8,786.27	9,224.80	9,455.33	9,691.07
			Hourly	39.7100	41.7000	43.7900	45.9800	48.2800	50.6900	53.2200	54.5500	55.9100
Senior Administrative Assistant	NE	C17	Annual	55,910.40	58,697.60	61,630.40	64,708.80	67,953.60	71,344.00	74,921.60	76,793.60	78,707.20
			Monthly	4,659.20	4,891.47	5,135.87	5,392.40	5,662.80	5,945.33	6,243.47	6,399.47	6,558.93
			Hourly	26.8800	28.2200	29.6300	31.1100	32.6700	34.3000	36.0200	36.9200	37.8400

Attachment: MVCF Resolution 2023-XX (6224 : FISCAL YEAR 2023/24 FIRST QUARTER OPERATING & CIP

**CITY OF MORENO VALLEY**

**SALARY SCALE - CAREER POSITIONS**  
EFFECTIVE 11/07/23

TITLE	GRP	GRADE		SALARY								
				A	B	C	D	E	F	G	H	I
				5.0%	5.0%	5.0%	5.0%	5.0%	5.0%	5.0%	2.5%	2.5%
Senior Applications Analyst	PAM	C27	Annual	91,062.40	95,617.60	100,401.60	105,414.40	110,676.80	116,209.60	122,012.80	125,070.40	128,190.40
			Monthly	7,588.53	7,968.13	8,366.80	8,784.53	9,223.07	9,684.13	10,167.73	10,422.53	10,682.53
			Hourly	43.7800	45.9700	48.2700	50.6800	53.2100	55.8700	58.6600	60.1300	61.6300
Senior Building Inspector	PAM	C25	Annual	82,596.80	86,736.00	91,083.20	95,638.40	100,422.40	105,435.20	110,697.60	113,464.00	116,292.80
			Monthly	6,883.07	7,228.00	7,590.27	7,969.87	8,368.53	8,786.27	9,224.80	9,455.33	9,691.07
			Hourly	39.7100	41.7000	43.7900	45.9800	48.2800	50.6900	53.2200	54.5500	55.9100
Senior Community Enhancement Officer	PAM	C22	Annual	71,344.00	74,921.60	78,665.60	82,596.80	86,736.00	91,083.20	95,638.40	98,030.40	100,484.80
			Monthly	5,945.33	6,243.47	6,555.47	6,883.07	7,228.00	7,590.27	7,969.87	8,169.20	8,373.73
			Hourly	34.3000	36.0200	37.8200	39.7100	41.7000	43.7900	45.9800	47.1300	48.3100
Senior Construction Inspector	PAM	C23	Annual	74,921.60	78,665.60	82,596.80	86,736.00	91,083.20	95,638.40	100,422.40	102,939.20	105,518.40
			Monthly	6,243.47	6,555.47	6,883.07	7,228.00	7,590.27	7,969.87	8,368.53	8,578.27	8,793.20
			Hourly	36.0200	37.8200	39.7100	41.7000	43.7900	45.9800	48.2800	49.4900	50.7300
Senior Deputy City Clerk	DMG	C30	Annual	105,414.40	110,676.80	116,209.60	122,012.80	128,107.20	134,513.60	141,232.00	144,768.00	148,387.20
			Monthly	8,784.53	9,223.07	9,684.13	10,167.73	10,675.60	11,209.47	11,769.33	12,064.00	12,365.60
			Hourly	50.6800	53.2100	55.8700	58.6600	61.5900	64.6700	67.9000	69.6000	71.3400
Senior Electrical Engineer	PAM	C31	Annual	110,676.80	116,209.60	122,012.80	128,107.20	134,513.60	141,232.00	148,304.00	152,006.40	155,812.80
			Monthly	9,223.07	9,684.13	10,167.73	10,675.60	11,209.47	11,769.33	12,358.67	12,667.20	12,984.40
			Hourly	53.2100	55.8700	58.6600	61.5900	64.6700	67.9000	71.3000	73.0800	74.9100
Senior Engineer, P.E.	PAM	C31	Annual	110,676.80	116,209.60	122,012.80	128,107.20	134,513.60	141,232.00	148,304.00	152,006.40	155,812.80
			Monthly	9,223.07	9,684.13	10,167.73	10,675.60	11,209.47	11,769.33	12,358.67	12,667.20	12,984.40
			Hourly	53.2100	55.8700	58.6600	61.5900	64.6700	67.9000	71.3000	73.0800	74.9100
Senior Equipment Operator	NE	C18	Annual	58,697.60	61,630.40	64,708.80	67,953.60	71,344.00	74,921.60	78,665.60	80,641.60	82,659.20
			Monthly	4,891.47	5,135.87	5,392.40	5,662.80	5,945.33	6,243.47	6,555.47	6,720.13	6,888.27
			Hourly	28.2200	29.6300	31.1100	32.6700	34.3000	36.0200	37.8200	38.7700	39.7400
Senior Graphics Designer	NE	C19	Annual	61,630.40	64,708.80	67,953.60	71,344.00	74,921.60	78,665.60	82,596.80	84,656.00	86,777.60
			Monthly	5,135.87	5,392.40	5,662.80	5,945.33	6,243.47	6,555.47	6,883.07	7,054.67	7,231.47
			Hourly	29.6300	31.1100	32.6700	34.3000	36.0200	37.8200	39.7100	40.7000	41.7200
Senior Human Resources Analyst	PAM	C27	Annual	91,062.40	95,617.60	100,401.60	105,414.40	110,676.80	116,209.60	122,012.80	125,070.40	128,190.40
			Monthly	7,588.53	7,968.13	8,366.80	8,784.53	9,223.07	9,684.13	10,167.73	10,422.53	10,682.53
			Hourly	43.7800	45.9700	48.2700	50.6800	53.2100	55.8700	58.6600	60.1300	61.6300
Senior Landscape Services Inspector	PAM	C20	Annual	64,708.80	67,953.60	71,344.00	74,921.60	78,665.60	82,596.80	86,736.00	88,899.20	91,124.80
			Monthly	5,392.40	5,662.80	5,945.33	6,243.47	6,555.47	6,883.07	7,228.00	7,408.27	7,593.73
			Hourly	31.1100	32.6700	34.3000	36.0200	37.8200	39.7100	41.7000	42.7400	43.8100
Senior Management Analyst	PAM	C27	Annual	91,062.40	95,617.60	100,401.60	105,414.40	110,676.80	116,209.60	122,012.80	125,070.40	128,190.40
			Monthly	7,588.53	7,968.13	8,366.80	8,784.53	9,223.07	9,684.13	10,167.73	10,422.53	10,682.53
			Hourly	43.7800	45.9700	48.2700	50.6800	53.2100	55.8700	58.6600	60.1300	61.6300
Senior Office Assistant	NE	C13	Annual	45,988.80	48,297.60	50,710.40	53,248.00	55,910.40	58,697.60	61,630.40	63,169.60	64,750.40
			Monthly	3,832.40	4,024.80	4,225.87	4,437.33	4,659.20	4,891.47	5,135.87	5,264.13	5,395.87
			Hourly	22.1100	23.2200	24.3800	25.6000	26.8800	28.2200	29.6300	30.3700	31.1300

Attachment: MVCF Resolution 2023-XX (6224 : FISCAL YEAR 2023/24 FIRST QUARTER OPERATING & CIP

**CITY OF MORENO VALLEY**

**SALARY SCALE - CAREER POSITIONS**  
EFFECTIVE 11/07/23

TITLE	GRP	GRADE														
			A	B	C	D	E	F	G	H	I					
			5.0%		5.0%		5.0%		5.0%		5.0%		2.5%		2.5%	
Senior Parking Control Officer	NE	C14	Annual	48,297.60	50,710.40	53,248.00	55,910.40	58,697.60	61,630.40	64,708.80	66,331.20	67,995.20				
			Monthly	4,024.80	4,225.87	4,437.33	4,659.20	4,891.47	5,135.87	5,392.40	5,527.60	5,666.27				
			Hourly	23.2200	24.3800	25.6000	26.8800	28.2200	29.6300	31.1100	31.8900	32.6900				
Senior Parks Maintenance Technician	NE	C19	Annual	61,630.40	64,708.80	67,953.60	71,344.00	74,921.60	78,665.60	82,596.80	84,656.00	86,777.60				
			Monthly	5,135.87	5,392.40	5,662.80	5,945.33	6,243.47	6,555.47	6,883.07	7,054.67	7,231.47				
			Hourly	29.6300	31.1100	32.6700	34.3000	36.0200	37.8200	39.7100	40.7000	41.7200				
Senior Payroll Technician	NE	C18	Annual	58,697.60	61,630.40	64,708.80	67,953.60	71,344.00	74,921.60	78,665.60	80,641.60	82,659.20				
			Monthly	4,891.47	5,135.87	5,392.40	5,662.80	5,945.33	6,243.47	6,555.47	6,720.13	6,888.27				
			Hourly	28.2200	29.6300	31.1100	32.6700	34.3000	36.0200	37.8200	38.7700	39.7400				
Senior Permit Technician	NE	C20	Annual	64,708.80	67,953.60	71,344.00	74,921.60	78,665.60	82,596.80	86,736.00	88,899.20	91,124.80				
			Monthly	5,392.40	5,662.80	5,945.33	6,243.47	6,555.47	6,883.07	7,228.00	7,408.27	7,593.73				
			Hourly	31.1100	32.6700	34.3000	36.0200	37.8200	39.7100	41.7000	42.7400	43.8100				
Senior Planner	PAM	C27	Annual	91,062.40	95,617.60	100,401.60	105,414.40	110,676.80	116,209.60	122,012.80	125,070.40	128,190.40				
			Monthly	7,588.53	7,968.13	8,366.80	8,784.53	9,223.07	9,684.13	10,167.73	10,422.53	10,682.53				
			Hourly	43.7800	45.9700	48.2700	50.6800	53.2100	55.8700	58.6600	60.1300	61.6300				
Senior Risk Analyst	PAM	C27	Annual	91,062.40	95,617.60	100,401.60	105,414.40	110,676.80	116,209.60	122,012.80	125,070.40	128,190.40				
			Monthly	7,588.53	7,968.13	8,366.80	8,784.53	9,223.07	9,684.13	10,167.73	10,422.53	10,682.53				
			Hourly	43.7800	45.9700	48.2700	50.6800	53.2100	55.8700	58.6600	60.1300	61.6300				
Senior Telecommunications Technician	NE	C22	Annual	71,344.00	74,921.60	78,665.60	82,596.80	86,736.00	91,083.20	95,638.40	98,030.40	100,484.80				
			Monthly	5,945.33	6,243.47	6,555.47	6,883.07	7,228.00	7,590.27	7,969.87	8,169.20	8,373.73				
			Hourly	34.3000	36.0200	37.8200	39.7100	41.7000	43.7900	45.9800	47.1300	48.3100				
Senior Traffic Signal Technician	PAM	C23	Annual	74,921.60	78,665.60	82,596.80	86,736.00	91,083.20	95,638.40	100,422.40	102,939.20	105,518.40				
			Monthly	6,243.47	6,555.47	6,883.07	7,228.00	7,590.27	7,969.87	8,368.53	8,578.27	8,793.20				
			Hourly	36.0200	37.8200	39.7100	41.7000	43.7900	45.9800	48.2800	49.4900	50.7300				
Special Districts Division Manager	DMG	C34	Annual	137,488.00	144,372.80	151,590.40	159,161.60	167,128.00	175,489.60	184,267.20	188,864.00	193,585.60				
			Monthly	11,457.33	12,031.07	12,632.53	13,263.47	13,927.33	14,624.13	15,355.60	15,738.67	16,132.13				
			Hourly	66.1000	69.4100	72.8800	76.5200	80.3500	84.3700	88.5900	90.8000	93.0700				
Special Events & Facilities Division Manager	DMG	C30	Annual	105,414.40	110,676.80	116,209.60	122,012.80	128,107.20	134,513.60	141,232.00	144,768.00	148,387.20				
			Monthly	8,784.53	9,223.07	9,684.13	10,167.73	10,675.60	11,209.47	11,769.33	12,064.00	12,365.60				
			Hourly	50.6800	53.2100	55.8700	58.6600	61.5900	64.6700	67.9000	69.6000	71.3400				
Storekeeper	NE	C14	Annual	48,297.60	50,710.40	53,248.00	55,910.40	58,697.60	61,630.40	64,708.80	66,331.20	67,995.20				
			Monthly	4,024.80	4,225.87	4,437.33	4,659.20	4,891.47	5,135.87	5,392.40	5,527.60	5,666.27				
			Hourly	23.2200	24.3800	25.6000	26.8800	28.2200	29.6300	31.1100	31.8900	32.6900				
Strategic Initiatives Manager	DMG	C34	Annual	137,488.00	144,372.80	151,590.40	159,161.60	167,128.00	175,489.60	184,267.20	188,864.00	193,585.60				
			Monthly	11,457.33	12,031.07	12,632.53	13,263.47	13,927.33	14,624.13	15,355.60	15,738.67	16,132.13				
			Hourly	66.1000	69.4100	72.8800	76.5200	80.3500	84.3700	88.5900	90.8000	93.0700				
Street Maintenance Supervisor	PAM	C25	Annual	82,596.80	86,736.00	91,083.20	95,638.40	100,422.40	105,435.20	110,697.60	113,464.00	116,292.80				
			Monthly	6,883.07	7,228.00	7,590.27	7,969.87	8,368.53	8,786.27	9,224.80	9,455.33	9,691.07				
			Hourly	39.7100	41.7000	43.7900	45.9800	48.2800	50.6900	53.2200	54.5500	55.9100				

Attachment: MVCF Resolution 2023-XX (6224 : FISCAL YEAR 2023/24 FIRST QUARTER OPERATING & CIP

**CITY OF MORENO VALLEY**

**SALARY SCALE - CAREER POSITIONS**  
EFFECTIVE 11/07/23

TITLE	GRP	GRADE		SALARY SCALE								
				A	B	C	D	E	F	G	H	I
				5.0%		5.0%	5.0%	5.0%	5.0%	5.0%	2.5%	2.5%
Telecommunications Engineer/Administrator	PAM	C29	Annual	100,380.80	105,393.60	110,656.00	116,188.80	121,992.00	128,086.40	134,492.80	137,862.40	141,315.20
			Monthly	8,365.07	8,782.80	9,221.33	9,682.40	10,166.00	10,673.87	11,207.73	11,488.53	11,776.27
			Hourly	48.2600	50.6700	53.2000	55.8600	58.6500	61.5800	64.6600	66.2800	67.9400
Telecommunications Technician	NE	C20	Annual	64,708.80	67,953.60	71,344.00	74,921.60	78,665.60	82,596.80	86,736.00	88,899.20	91,124.80
			Monthly	5,392.40	5,662.80	5,945.33	6,243.47	6,555.47	6,883.07	7,228.00	7,408.27	7,593.73
			Hourly	31.1100	32.6700	34.3000	36.0200	37.8200	39.7100	41.7000	42.7400	43.8100
Traffic Operations Supervisor	PAM	C26	Annual	86,715.20	91,041.60	95,596.80	100,380.80	105,393.60	110,656.00	116,188.80	119,100.80	122,075.20
			Monthly	7,226.27	7,586.80	7,966.40	8,365.07	8,782.80	9,221.33	9,682.40	9,925.07	10,172.93
			Hourly	41.6900	43.7700	45.9600	48.2600	50.6700	53.2000	55.8600	57.2600	58.6900
Traffic Signal Technician	NE	C22	Annual	71,344.00	74,921.60	78,665.60	82,596.80	86,736.00	91,083.20	95,638.40	98,030.40	100,484.80
			Monthly	5,945.33	6,243.47	6,555.47	6,883.07	7,228.00	7,590.27	7,969.87	8,169.20	8,373.73
			Hourly	34.3000	36.0200	37.8200	39.7100	41.7000	43.7900	45.9800	47.1300	48.3100
Traffic Sign/Marking Technician I	NE	C13	Annual	45,988.80	48,297.60	50,710.40	53,248.00	55,910.40	58,697.60	61,630.40	63,169.60	64,750.40
			Monthly	3,832.40	4,024.80	4,225.87	4,437.33	4,659.20	4,891.47	5,135.87	5,264.13	5,395.87
			Hourly	22.1100	23.2200	24.3800	25.6000	26.8800	28.2200	29.6300	30.3700	31.1300
Traffic Sign/Marking Technician II	NE	C15	Annual	50,710.40	53,248.00	55,910.40	58,697.60	61,630.40	64,708.80	67,953.60	69,659.20	71,406.40
			Monthly	4,225.87	4,437.33	4,659.20	4,891.47	5,135.87	5,392.40	5,662.80	5,804.93	5,950.53
			Hourly	24.3800	25.6000	26.8800	28.2200	29.6300	31.1100	32.6700	33.4900	34.3300
Utility Finance Manager	PAM	C28	Annual	95,617.60	100,401.60	105,414.40	110,676.80	116,209.60	122,012.80	128,107.20	131,310.40	134,596.80
			Monthly	7,968.13	8,366.80	8,784.53	9,223.07	9,684.13	10,167.73	10,675.60	10,942.53	11,216.40
			Hourly	45.9700	48.2700	50.6800	53.2100	55.8700	58.6600	61.5900	63.1300	64.7100
Vehicle/Equipment Technician	NE	C17	Annual	55,910.40	58,697.60	61,630.40	64,708.80	67,953.60	71,344.00	74,921.60	76,793.60	78,707.20
			Monthly	4,659.20	4,891.47	5,135.87	5,392.40	5,662.80	5,945.33	6,243.47	6,399.47	6,558.93
			Hourly	26.8800	28.2200	29.6300	31.1100	32.6700	34.3000	36.0200	36.9200	37.8400

Attachment: MVCF Resolution 2023-XX (6224 : FISCAL YEAR 2023/24 FIRST QUARTER OPERATING & CIP

**CITY OF MORENO VALLEY**

**SALARY SCALE - CAREER POSITIONS**  
EFFECTIVE 07/06/2024

TITLE	GRP	GRADE										
				A	B	C	D	E	F	G	H	I
				5.0%	5.0%	5.0%	5.0%	5.0%	5.0%	5.0%	2.5%	2.5%
Accountant I	NE	C22	Annual	75,628.80	79,414.40	83,387.20	87,547.20	91,915.20	96,512.00	101,337.60	103,875.20	106,475.20
			Monthly	6,302.40	6,617.87	6,948.93	7,295.60	7,659.60	8,042.67	8,444.80	8,656.27	8,872.93
			Hourly	36.3600	38.1800	40.0900	42.0900	44.1900	46.4000	48.7200	49.9400	51.1900
Accountant II	PAM	C24	Annual	83,387.20	87,547.20	91,915.20	96,512.00	101,337.60	106,412.80	111,737.60	114,524.80	117,395.20
			Monthly	6,948.93	7,295.60	7,659.60	8,042.67	8,444.80	8,867.73	9,311.47	9,543.73	9,782.93
			Hourly	40.0900	42.0900	44.1900	46.4000	48.7200	51.1600	53.7200	55.0600	56.4400
Accounting Assistant	NE	C14	Annual	51,209.60	53,768.00	56,451.20	59,280.00	62,254.40	65,374.40	68,640.00	70,366.40	72,134.40
			Monthly	4,267.47	4,480.67	4,704.27	4,940.00	5,187.87	5,447.87	5,720.00	5,863.87	6,011.20
			Hourly	24.6200	25.8500	27.1400	28.5000	29.9300	31.4300	33.0000	33.8300	34.6800
Accounting Technician	NE	C17	Annual	59,280.00	62,254.40	65,374.40	68,640.00	72,072.00	75,670.40	79,456.00	81,452.80	83,491.20
			Monthly	4,940.00	5,187.87	5,447.87	5,720.00	6,006.00	6,305.87	6,621.33	6,787.73	6,957.60
			Hourly	28.5000	29.9300	31.4300	33.0000	34.6500	36.3800	38.2000	39.1600	40.1400
Accounts Payable Supervisor	NE	C22	Annual	75,628.80	79,414.40	83,387.20	87,547.20	91,915.20	96,512.00	101,337.60	103,875.20	106,475.20
			Monthly	6,302.40	6,617.87	6,948.93	7,295.60	7,659.60	8,042.67	8,444.80	8,656.27	8,872.93
			Hourly	36.3600	38.1800	40.0900	42.0900	44.1900	46.4000	48.7200	49.9400	51.1900
Administrative Assistant	NE	C16	Annual	56,451.20	59,280.00	62,254.40	65,374.40	68,640.00	72,072.00	75,670.40	77,563.20	79,497.60
			Monthly	4,704.27	4,940.00	5,187.87	5,447.87	5,720.00	6,006.00	6,305.87	6,463.60	6,624.80
			Hourly	27.1400	28.5000	29.9300	31.4300	33.0000	34.6500	36.3800	37.2900	38.2200
Animal Care Technician	NE	C11	Annual	44,241.60	46,446.40	48,776.00	51,209.60	53,768.00	56,451.20	59,280.00	60,756.80	62,275.20
			Monthly	3,686.80	3,870.53	4,064.67	4,267.47	4,480.67	4,704.27	4,940.00	5,063.07	5,189.60
			Hourly	21.2700	22.3300	23.4500	24.6200	25.8500	27.1400	28.5000	29.2100	29.9400
Animal Care Technician Supervisor	PAM	C21	Annual	72,051.20	75,649.60	79,435.20	83,408.00	87,588.80	91,977.60	96,574.40	98,987.20	101,462.40
			Monthly	6,004.27	6,304.13	6,619.60	6,950.67	7,299.07	7,664.80	8,047.87	8,248.93	8,455.20
			Hourly	34.6400	36.3700	38.1900	40.1000	42.1100	44.2200	46.4300	47.5900	48.7800
Animal Control Officer	NE	C15	Annual	53,768.00	56,451.20	59,280.00	62,254.40	65,374.40	68,640.00	72,072.00	73,881.60	75,732.80
			Monthly	4,480.67	4,704.27	4,940.00	5,187.87	5,447.87	5,720.00	6,006.00	6,156.80	6,311.07
			Hourly	25.8500	27.1400	28.5000	29.9300	31.4300	33.0000	34.6500	35.5200	36.4100
Animal Rescue Coordinator	NE	C11	Annual	44,241.60	46,446.40	48,776.00	51,209.60	53,768.00	56,451.20	59,280.00	60,756.80	62,275.20
			Monthly	3,686.80	3,870.53	4,064.67	4,267.47	4,480.67	4,704.27	4,940.00	5,063.07	5,189.60
			Hourly	21.2700	22.3300	23.4500	24.6200	25.8500	27.1400	28.5000	29.2100	29.9400
Animal Services Assistant	NE	C10	Annual	42,120.00	44,220.80	46,425.60	48,755.20	51,188.80	53,747.20	56,430.40	57,844.80	59,300.80
			Monthly	3,510.00	3,685.07	3,868.80	4,062.93	4,265.73	4,478.93	4,702.53	4,820.40	4,941.73
			Hourly	20.2500	21.2600	22.3200	23.4400	24.6100	25.8400	27.1300	27.8100	28.5100
Animal Services Dispatcher	NE	C10	Annual	42,120.00	44,220.80	46,425.60	48,755.20	51,188.80	53,747.20	56,430.40	57,844.80	59,300.80
			Monthly	3,510.00	3,685.07	3,868.80	4,062.93	4,265.73	4,478.93	4,702.53	4,820.40	4,941.73
			Hourly	20.2500	21.2600	22.3200	23.4400	24.6100	25.8400	27.1300	27.8100	28.5100
Animal Services Division Manager	DMG	C30	Annual	111,758.40	117,353.60	123,219.20	129,376.00	135,844.80	142,646.40	149,780.80	153,524.80	157,372.80
			Monthly	9,313.20	9,779.47	10,268.27	10,781.33	11,320.40	11,887.20	12,481.73	12,793.73	13,114.40
			Hourly	53.7300	56.4200	59.2400	62.2000	65.3100	68.5800	72.0100	73.8100	75.6600

Attachment: MVCF Resolution 2023-XX (6224 : FISCAL YEAR 2023/24 FIRST QUARTER OPERATING & CIP

**CITY OF MORENO VALLEY**

**SALARY SCALE - CAREER POSITIONS**  
EFFECTIVE 07/06/2024

TITLE	GRP	GRADE										
			A	B	C	D	E	F	G	H	I	
			5.0%		5.0%	5.0%	5.0%	5.0%	5.0%	5.0%	2.5%	2.5%
Animal Services Field Supervisor	PAM	C22	Annual	75,628.80	79,414.40	83,387.20	87,547.20	91,915.20	96,512.00	101,337.60	103,875.20	106,475.20
			Monthly	6,302.40	6,617.87	6,948.93	7,295.60	7,659.60	8,042.67	8,444.80	8,656.27	8,872.93
			Hourly	36.3600	38.1800	40.0900	42.0900	44.1900	46.4000	48.7200	49.9400	51.1900
Animal Services License Inspector	NE	C11	Annual	44,241.60	46,446.40	48,776.00	51,209.60	53,768.00	56,451.20	59,280.00	60,756.80	62,275.20
			Monthly	3,686.80	3,870.53	4,064.67	4,267.47	4,480.67	4,704.27	4,940.00	5,063.07	5,189.60
			Hourly	21.2700	22.3300	23.4500	24.6200	25.8500	27.1400	28.5000	29.2100	29.9400
Animal Services Office Supervisor	PAM	C21	Annual	72,051.20	75,649.60	79,435.20	83,408.00	87,588.80	91,977.60	96,574.40	98,987.20	101,462.40
			Monthly	6,004.27	6,304.13	6,619.60	6,950.67	7,299.07	7,664.80	8,047.87	8,248.93	8,455.20
			Hourly	34.6400	36.3700	38.1900	40.1000	42.1100	44.2200	46.4300	47.5900	48.7800
Applications & Database Administrator	PAM	C29	Annual	106,412.80	111,737.60	117,332.80	123,198.40	129,355.20	135,824.00	142,625.60	146,182.40	149,843.20
			Monthly	8,867.73	9,311.47	9,777.73	10,266.53	10,779.60	11,318.67	11,885.47	12,181.87	12,486.93
			Hourly	51.1600	53.7200	56.4100	59.2300	62.1900	65.3000	68.5700	70.2800	72.0400
Applications Analyst	PAM	C25	Annual	87,568.00	91,956.80	96,553.60	101,379.20	106,454.40	111,779.20	117,374.40	120,307.20	123,323.20
			Monthly	7,297.33	7,663.07	8,046.13	8,448.27	8,871.20	9,314.93	9,781.20	10,025.60	10,276.93
			Hourly	42.1000	44.2100	46.4200	48.7400	51.1800	53.7400	56.4300	57.8400	59.2900
Assistant to the City Manager	PAM	C24	Annual	83,387.20	87,547.20	91,915.20	96,512.00	101,337.60	106,412.80	111,737.60	114,524.80	117,395.20
			Monthly	6,948.93	7,295.60	7,659.60	8,042.67	8,444.80	8,867.73	9,311.47	9,543.73	9,782.93
			Hourly	40.0900	42.0900	44.1900	46.4000	48.7200	51.1600	53.7200	55.0600	56.4400
Assistant Crossing Guard Supervisor	NE	C05	Annual	38,209.60	38,209.60	40,123.20	42,120.00	42,120.00	44,220.80	44,220.80	46,425.60	46,425.60
			Monthly	3,184.13	3,184.13	3,343.60	3,510.00	3,510.00	3,685.07	3,685.07	3,868.80	3,868.80
			Hourly	18.3700	19.2900	19.2900	20.2500	20.2500	21.2600	21.2600	22.3200	22.3200
Assistant Engineer	PAM	C25	Annual	87,568.00	91,956.80	96,553.60	101,379.20	106,454.40	111,779.20	117,374.40	120,307.20	123,323.20
			Monthly	7,297.33	7,663.07	8,046.13	8,448.27	8,871.20	9,314.93	9,781.20	10,025.60	10,276.93
			Hourly	42.1000	44.2100	46.4200	48.7400	51.1800	53.7400	56.4300	57.8400	59.2900
Assistant Network Administrator	PAM	C26	Annual	91,936.00	96,532.80	101,358.40	106,433.60	111,758.40	117,353.60	123,219.20	126,297.60	129,459.20
			Monthly	7,661.33	8,044.40	8,446.53	8,869.47	9,313.20	9,779.47	10,268.27	10,524.80	10,788.27
			Hourly	44.2000	46.4100	48.7300	51.1700	53.7300	56.4200	59.2400	60.7200	62.2400
Associate Engineer I	PAM	C28	Annual	101,358.40	106,433.60	111,758.40	117,353.60	123,219.20	129,376.00	135,844.80	139,235.20	142,708.80
			Monthly	8,446.53	8,869.47	9,313.20	9,779.47	10,268.27	10,781.33	11,320.40	11,602.93	11,892.40
			Hourly	48.7300	51.1700	53.7300	56.4200	59.2400	62.2000	65.3100	66.9400	68.6100
Associate Engineer II	PAM	C29	Annual	106,412.80	111,737.60	117,332.80	123,198.40	129,355.20	135,824.00	142,625.60	146,182.40	149,843.20
			Monthly	8,867.73	9,311.47	9,777.73	10,266.53	10,779.60	11,318.67	11,885.47	12,181.87	12,486.93
			Hourly	51.1600	53.7200	56.4100	59.2300	62.1900	65.3000	68.5700	70.2800	72.0400
Associate Planner	PAM	C25	Annual	87,568.00	91,956.80	96,553.60	101,379.20	106,454.40	111,779.20	117,374.40	120,307.20	123,323.20
			Monthly	7,297.33	7,663.07	8,046.13	8,448.27	8,871.20	9,314.93	9,781.20	10,025.60	10,276.93
			Hourly	42.1000	44.2100	46.4200	48.7400	51.1800	53.7400	56.4300	57.8400	59.2900
Audio Visual Technician	NE	C18	Annual	62,233.60	65,353.60	68,619.20	72,051.20	75,649.60	79,435.20	83,408.00	85,488.00	87,630.40
			Monthly	5,186.13	5,446.13	5,718.27	6,004.27	6,304.13	6,619.60	6,950.67	7,124.00	7,302.53
			Hourly	29.9200	31.4200	32.9900	34.6400	36.3700	38.1900	40.1000	41.1000	42.1300

Attachment: MVCF Resolution 2023-XX (6224 : FISCAL YEAR 2023/24 FIRST QUARTER OPERATING & CIP



**CITY OF MORENO VALLEY**

**SALARY SCALE - CAREER POSITIONS**  
EFFECTIVE 07/06/2024

TITLE	GRP	GRADE										
			A	B	C	D	E	F	G	H	I	
				5.0%	5.0%	5.0%	5.0%	5.0%	5.0%	5.0%	2.5%	2.5%
Banquet Facility Representative	PAM	C19	Annual	65,332.80	68,598.40	72,030.40	75,628.80	79,414.40	83,387.20	87,547.20	89,731.20	91,977.60
			Monthly	5,444.40	5,716.53	6,002.53	6,302.40	6,617.87	6,948.93	7,295.60	7,477.60	7,664.80
			Hourly	31.4100	32.9800	34.6300	36.3600	38.1800	40.0900	42.0900	43.1400	44.2200
Building Division Manager/Official	DMG	C34	Annual	145,745.60	153,025.60	160,680.00	168,708.80	177,153.60	186,014.40	195,312.00	200,200.00	205,212.80
			Monthly	12,145.47	12,752.13	13,390.00	14,059.07	14,762.80	15,501.20	16,276.00	16,683.33	17,101.07
			Hourly	70.0700	73.5700	77.2500	81.1100	85.1700	89.4300	93.9000	96.2500	98.6600
Building Inspector II	NE	C24	Annual	83,387.20	87,547.20	91,915.20	96,512.00	101,337.60	106,412.80	111,737.60	114,524.80	117,395.20
			Monthly	6,948.93	7,295.60	7,659.60	8,042.67	8,444.80	8,867.73	9,311.47	9,543.73	9,782.93
			Hourly	40.0900	42.0900	44.1900	46.4000	48.7200	51.1600	53.7200	55.0600	56.4400
Building Safety Supervisor	PAM	C27	Annual	96,532.80	101,358.40	106,433.60	111,758.40	117,353.60	123,219.20	129,376.00	132,620.80	135,928.00
			Monthly	8,044.40	8,446.53	8,869.47	9,313.20	9,779.47	10,268.27	10,781.33	11,051.73	11,327.33
			Hourly	46.4100	48.7300	51.1700	53.7300	56.4200	59.2400	62.2000	63.7600	65.3500
Business License Liaison	NE	C16	Annual	56,451.20	59,280.00	62,254.40	65,374.40	68,640.00	72,072.00	75,670.40	77,563.20	79,497.60
			Monthly	4,704.27	4,940.00	5,187.87	5,447.87	5,720.00	6,006.00	6,305.87	6,463.60	6,624.80
			Hourly	27.1400	28.5000	29.9300	31.4300	33.0000	34.6500	36.3800	37.2900	38.2200
Child Care Assistant	GRA	CC09	Annual	36,628.80	2,204.80	38,833.60	38,833.60	47,195.20	49,545.60	52,020.80	54,620.80	57,345.60
			Monthly	3,052.40	183.73	3,236.13	3,236.13	3,932.93	4,128.80	4,335.07	4,551.73	4,778.80
			Hourly	18.6700	19.6000	20.5800	21.6100	22.6900	23.8200	25.0100	26.2600	27.5700
Child Care Instructor II	GRA	CC11	Annual	41,953.60	44,054.40	46,259.20	48,568.00	51,001.60	53,560.00	56,243.20	57,657.60	59,092.80
			Monthly	3,496.13	3,671.20	3,854.93	4,047.33	4,250.13	4,463.33	4,686.93	4,804.80	4,924.40
			Hourly	20.1700	21.1800	22.2400	23.3500	24.5200	25.7500	27.0400	27.7200	28.4100
Child Care Program Manager	PAM	C19	Annual	65,332.80	68,598.40	72,030.40	75,628.80	79,414.40	83,387.20	87,547.20	89,731.20	91,977.60
			Monthly	5,444.40	5,716.53	6,002.53	6,302.40	6,617.87	6,948.93	7,295.60	7,477.60	7,664.80
			Hourly	31.4100	32.9800	34.6300	36.3600	38.1800	40.0900	42.0900	43.1400	44.2200
Child Care Site Supervisor	GRA	C15	Annual	53,768.00	56,451.20	59,280.00	62,254.40	65,374.40	68,640.00	72,072.00	73,881.60	75,732.80
			Monthly	4,480.67	4,704.27	4,940.00	5,187.87	5,447.87	5,720.00	6,006.00	6,156.80	6,311.07
			Hourly	25.8500	27.1400	28.5000	29.9300	31.4300	33.0000	34.6500	35.5200	36.4100
Community Enhancement Division Manager	DMG	C30	Annual	111,758.40	117,353.60	123,219.20	129,376.00	135,844.80	142,646.40	149,780.80	153,524.80	157,372.80
			Monthly	9,313.20	9,779.47	10,268.27	10,781.33	11,320.40	11,887.20	12,481.73	12,793.73	13,114.40
			Hourly	53.7300	56.4200	59.2400	62.2000	65.3100	68.5800	72.0100	73.8100	75.6600
Community Enhancement Officer I	NE	C18	Annual	62,233.60	65,353.60	68,619.20	72,051.20	75,649.60	79,435.20	83,408.00	85,488.00	87,630.40
			Monthly	5,186.13	5,446.13	5,718.27	6,004.27	6,304.13	6,619.60	6,950.67	7,124.00	7,302.53
			Hourly	29.9200	31.4200	32.9900	34.6400	36.3700	38.1900	40.1000	41.1000	42.1300
Community Enhancement Officer II	NE	C20	Annual	68,598.40	72,030.40	75,628.80	79,414.40	83,387.20	87,547.20	91,915.20	94,203.20	96,553.60
			Monthly	5,716.53	6,002.53	6,302.40	6,617.87	6,948.93	7,295.60	7,659.60	7,850.27	8,046.13
			Hourly	32.9800	34.6300	36.3600	38.1800	40.0900	42.0900	44.1900	45.2900	46.4200
Community Enhancement Supervisor	PAM	C23	Annual	79,435.20	83,408.00	87,588.80	91,977.60	96,574.40	101,400.00	106,475.20	109,137.60	111,862.40
			Monthly	6,619.60	6,950.67	7,299.07	7,664.80	8,047.87	8,450.00	8,872.93	9,094.80	9,321.87
			Hourly	38.1900	40.1000	42.1100	44.2200	46.4300	48.7500	51.1900	52.4700	53.7800

Attachment: MVCF Resolution 2023-XX (6224 : FISCAL YEAR 2023/24 FIRST QUARTER OPERATING & CIP

**CITY OF MORENO VALLEY**

**SALARY SCALE - CAREER POSITIONS**  
EFFECTIVE 07/06/2024

TITLE	GRP	GRADE										
			A	B	C	D	E	F	G	H	I	
				5.0%	5.0%	5.0%	5.0%	5.0%	5.0%	2.5%	2.5%	
Community Services Assistant Coordinator	NE	C08	Annual	38,209.60	40,123.20	42,120.00	44,220.80	46,425.60	48,755.20	51,188.80	52,478.40	53,788.80
			Monthly	3,184.13	3,343.60	3,510.00	3,685.07	3,868.80	4,062.93	4,265.73	4,373.20	4,482.40
			Hourly	18.3700	19.2900	20.2500	21.2600	22.3200	23.4400	24.6100	25.2300	25.8600
Community Services Coordinator	NE	C10	Annual	42,120.00	44,220.80	46,425.60	48,755.20	51,188.80	53,747.20	56,430.40	57,844.80	59,300.80
			Monthly	3,510.00	3,685.07	3,868.80	4,062.93	4,265.73	4,478.93	4,702.53	4,820.40	4,941.73
			Hourly	20.2500	21.2600	22.3200	23.4400	24.6100	25.8400	27.1300	27.8100	28.5100
Community Services Division Manager	DMG	C30	Annual	111,758.40	117,353.60	123,219.20	129,376.00	135,844.80	142,646.40	149,780.80	153,524.80	157,372.80
			Monthly	9,313.20	9,779.47	10,268.27	10,781.33	11,320.40	11,887.20	12,481.73	12,793.73	13,114.40
			Hourly	53.7300	56.4200	59.2400	62.2000	65.3100	68.5800	72.0100	73.8100	75.6600
Community Services Supervisor	PAM	C19	Annual	65,332.80	68,598.40	72,030.40	75,628.80	79,414.40	83,387.20	87,547.20	89,731.20	91,977.60
			Monthly	5,444.40	5,716.53	6,002.53	6,302.40	6,617.87	6,948.93	7,295.60	7,477.60	7,664.80
			Hourly	31.4100	32.9800	34.6300	36.3600	38.1800	40.0900	42.0900	43.1400	44.2200
Construction Inspector	NE	C22	Annual	75,628.80	79,414.40	83,387.20	87,547.20	91,915.20	96,512.00	101,337.60	103,875.20	106,475.20
			Monthly	6,302.40	6,617.87	6,948.93	7,295.60	7,659.60	8,042.67	8,444.80	8,656.27	8,872.93
			Hourly	36.3600	38.1800	40.0900	42.0900	44.1900	46.4000	48.7200	49.9400	51.1900
Construction Inspector Supervisor	PAM	C25	Annual	87,568.00	91,956.80	96,553.60	101,379.20	106,454.40	111,779.20	117,374.40	120,307.20	123,323.20
			Monthly	7,297.33	7,663.07	8,046.13	8,448.27	8,871.20	9,314.93	9,781.20	10,025.60	10,276.93
			Hourly	42.1000	44.2100	46.4200	48.7400	51.1800	53.7400	56.4300	57.8400	59.2900
Crossing Guard Supervisor	NE	C07	Annual	38,209.60	40,123.20	42,120.00	44,220.80	46,425.60	48,755.20	51,188.80	52,478.40	53,788.80
			Monthly	3,184.13	3,343.60	3,510.00	3,685.07	3,868.80	4,062.93	4,265.73	4,373.20	4,482.40
			Hourly	18.3700	19.2900	20.2500	21.2600	22.3200	23.4400	24.6100	25.2300	25.8600
Customer Service Manager	PAM	C26	Annual	91,936.00	96,532.80	101,358.40	106,433.60	111,758.40	117,353.60	123,219.20	126,297.60	129,459.20
			Monthly	7,661.33	8,044.40	8,446.53	8,869.47	9,313.20	9,779.47	10,268.27	10,524.80	10,788.27
			Hourly	44.2000	46.4100	48.7300	51.1700	53.7300	56.4200	59.2400	60.7200	62.2400
Deputy City Clerk	NE	C17	Annual	59,280.00	62,254.40	65,374.40	68,640.00	72,072.00	75,670.40	79,456.00	81,452.80	83,491.20
			Monthly	4,940.00	5,187.87	5,447.87	5,720.00	6,006.00	6,305.87	6,621.33	6,787.73	6,957.60
			Hourly	28.5000	29.9300	31.4300	33.0000	34.6500	36.3800	38.2000	39.1600	40.1400
Deputy City Manager	DMG	C30	Annual	111,758.40	117,353.60	123,219.20	129,376.00	135,844.80	142,646.40	149,780.80	153,524.80	157,372.80
			Monthly	9,313.20	9,779.47	10,268.27	10,781.33	11,320.40	11,887.20	12,481.73	12,793.73	13,114.40
			Hourly	53.7300	56.4200	59.2400	62.2000	65.3100	68.5800	72.0100	73.8100	75.6600
Deputy Compliance Director	DMG	C35	Annual	153,046.40	160,700.80	168,729.60	177,174.40	186,035.20	195,332.80	205,108.80	210,246.40	215,508.80
			Monthly	12,753.87	13,391.73	14,060.80	14,764.53	15,502.93	16,277.73	17,092.40	17,520.53	17,959.07
			Hourly	73.5800	77.2600	81.1200	85.1800	89.4400	93.9100	98.6100	101.0800	103.6100
Deputy Finance Director	DMG	C34	Annual	145,745.60	153,025.60	160,680.00	168,708.80	177,153.60	186,014.40	195,312.00	200,200.00	205,212.80
			Monthly	12,145.47	12,752.13	13,390.00	14,059.07	14,762.80	15,501.20	16,276.00	16,683.33	17,101.07
			Hourly	70.0700	73.5700	77.2500	81.1100	85.1700	89.4300	93.9000	96.2500	98.6600
Economic Development Division Manager	DMG	C30	Annual	111,758.40	117,353.60	123,219.20	129,376.00	135,844.80	142,646.40	149,780.80	153,524.80	157,372.80
			Monthly	9,313.20	9,779.47	10,268.27	10,781.33	11,320.40	11,887.20	12,481.73	12,793.73	13,114.40
			Hourly	53.7300	56.4200	59.2400	62.2000	65.3100	68.5800	72.0100	73.8100	75.6600

Attachment: MVCF Resolution 2023-XX (6224 : FISCAL YEAR 2023/24 FIRST QUARTER OPERATING & CIP

**CITY OF MORENO VALLEY**

**SALARY SCALE - CAREER POSITIONS**  
EFFECTIVE 07/06/2024

TITLE	GRP	GRADE										
			A	B	C	D	E	F	G	H	I	
				5.0%	5.0%	5.0%	5.0%	5.0%	5.0%	2.5%	2.5%	
Electric Utility Assistant Manager	PAM	C34	Annual	145,745.60	153,025.60	160,680.00	168,708.80	177,153.60	186,014.40	195,312.00	200,200.00	205,212.80
			Monthly	12,145.47	12,752.13	13,390.00	14,059.07	14,762.80	15,501.20	16,276.00	16,683.33	17,101.07
			Hourly	70.0700	73.5700	77.2500	81.1100	85.1700	89.4300	93.9000	96.2500	98.6600
Electric Utility Division Manager	DMG	C36	Annual	168,438.40	176,862.40	185,702.40	194,979.20	204,734.40	214,968.00	225,721.60	231,358.40	237,140.80
			Monthly	14,036.53	14,738.53	15,475.20	16,248.27	17,061.20	17,914.00	18,810.13	19,279.87	19,761.73
			Hourly	80.9800	85.0300	89.2800	93.7400	98.4300	103.3500	108.5200	111.2300	114.0100
Electric Utility Program Coordinator	PAM	C27	Annual	96,532.80	101,358.40	106,433.60	111,758.40	117,353.60	123,219.20	129,376.00	132,620.80	135,928.00
			Monthly	8,044.40	8,446.53	8,869.47	9,313.20	9,779.47	10,268.27	10,781.33	11,051.73	11,327.33
			Hourly	46.4100	48.7300	51.1700	53.7300	56.4200	59.2400	62.2000	63.7600	65.3500
Emergency Management Coordinator	PAM	C22	Annual	75,628.80	79,414.40	83,387.20	87,547.20	91,915.20	96,512.00	101,337.60	103,875.20	106,475.20
			Monthly	6,302.40	6,617.87	6,948.93	7,295.60	7,659.60	8,042.67	8,444.80	8,656.27	8,872.93
			Hourly	36.3600	38.1800	40.0900	42.0900	44.1900	46.4000	48.7200	49.9400	51.1900
Emergency Management & Volunteer Services Program Manager	DMG	C30	Annual	111,758.40	117,353.60	123,219.20	129,376.00	135,844.80	142,646.40	149,780.80	153,524.80	157,372.80
			Monthly	9,313.20	9,779.47	10,268.27	10,781.33	11,320.40	11,887.20	12,481.73	12,793.73	13,114.40
			Hourly	53.7300	56.4200	59.2400	62.2000	65.3100	68.5800	72.0100	73.8100	75.6600
Engineering Division Manager/Assistant City Engineer	DMG	C34	Annual	145,745.60	153,025.60	160,680.00	168,708.80	177,153.60	186,014.40	195,312.00	200,200.00	205,212.80
			Monthly	12,145.47	12,752.13	13,390.00	14,059.07	14,762.80	15,501.20	16,276.00	16,683.33	17,101.07
			Hourly	70.0700	73.5700	77.2500	81.1100	85.1700	89.4300	93.9000	96.2500	98.6600
Enterprise Systems Administrator	PAM	C31	Annual	117,332.80	123,198.40	129,355.20	135,824.00	142,625.60	149,760.00	157,248.00	161,179.20	165,214.40
			Monthly	9,777.73	10,266.53	10,779.60	11,318.67	11,885.47	12,480.00	13,104.00	13,431.60	13,767.87
			Hourly	56.4100	59.2300	62.1900	65.3000	68.5700	72.0000	75.6000	77.4900	79.4300
Equipment Operator	NE	C17	Annual	59,280.00	62,254.40	65,374.40	68,640.00	72,072.00	75,670.40	79,456.00	81,452.80	83,491.20
			Monthly	4,940.00	5,187.87	5,447.87	5,720.00	6,006.00	6,305.87	6,621.33	6,787.73	6,957.60
			Hourly	28.5000	29.9300	31.4300	33.0000	34.6500	36.3800	38.2000	39.1600	40.1400
Executive Assistant I	NE	C19	Annual	65,332.80	68,598.40	72,030.40	75,628.80	79,414.40	83,387.20	87,547.20	89,731.20	91,977.60
			Monthly	5,444.40	5,716.53	6,002.53	6,302.40	6,617.87	6,948.93	7,295.60	7,477.60	7,664.80
			Hourly	31.4100	32.9800	34.6300	36.3600	38.1800	40.0900	42.0900	43.1400	44.2200
Executive Assistant to Mayor/City Council	DMG	C30	Annual	111,758.40	117,353.60	123,219.20	129,376.00	135,844.80	142,646.40	149,780.80	153,524.80	157,372.80
			Monthly	9,313.20	9,779.47	10,268.27	10,781.33	11,320.40	11,887.20	12,481.73	12,793.73	13,114.40
			Hourly	53.7300	56.4200	59.2400	62.2000	65.3100	68.5800	72.0100	73.8100	75.6600
Facilities Maintenance Mechanic	NE	C15	Annual	53,768.00	56,451.20	59,280.00	62,254.40	65,374.40	68,640.00	72,072.00	73,881.60	75,732.80
			Monthly	4,480.67	4,704.27	4,940.00	5,187.87	5,447.87	5,720.00	6,006.00	6,156.80	6,311.07
			Hourly	25.8500	27.1400	28.5000	29.9300	31.4300	33.0000	34.6500	35.5200	36.4100
Facilities Maintenance Worker	NE	C13	Annual	48,755.20	51,188.80	53,747.20	56,430.40	59,259.20	62,212.80	65,332.80	66,976.00	68,660.80
			Monthly	4,062.93	4,265.73	4,478.93	4,702.53	4,938.27	5,184.40	5,444.40	5,581.33	5,721.73
			Hourly	23.4400	24.6100	25.8400	27.1300	28.4900	29.9100	31.4100	32.2000	33.0100
Financial Operations Division Manager	DMG	C33	Annual	135,574.40	142,355.20	149,468.80	156,936.00	164,777.60	173,014.40	181,667.20	186,201.60	190,860.80
			Monthly	11,297.87	11,862.93	12,455.73	13,078.00	13,731.47	14,417.87	15,138.93	15,516.80	15,905.07
			Hourly	65.1800	68.4400	71.8600	75.4500	79.2200	83.1800	87.3400	89.5200	91.7600

Attachment: MVCF Resolution 2023-XX (6224 : FISCAL YEAR 2023/24 FIRST QUARTER OPERATING & CIP

**CITY OF MORENO VALLEY**

**SALARY SCALE - CAREER POSITIONS**  
EFFECTIVE 07/06/2024

TITLE	GRP	GRADE										
			A	B	C	D	E	F	G	H	I	
				5.0%	5.0%	5.0%	5.0%	5.0%	5.0%	5.0%	2.5%	2.5%
Financial Resources Division Manager	DMG	C33	Annual	135,574.40	142,355.20	149,468.80	156,936.00	164,777.60	173,014.40	181,667.20	186,201.60	190,860.80
			Monthly	11,297.87	11,862.93	12,455.73	13,078.00	13,731.47	14,417.87	15,138.93	15,516.80	15,905.07
			Hourly	65.1800	68.4400	71.8600	75.4500	79.2200	83.1800	87.3400	89.5200	91.7600
Fleet & Facilities Division Manager	DMG	C31	Annual	117,332.80	123,198.40	129,355.20	135,824.00	142,625.60	149,760.00	157,248.00	161,179.20	165,214.40
			Monthly	9,777.73	10,266.53	10,779.60	11,318.67	11,885.47	12,480.00	13,104.00	13,431.60	13,767.87
			Hourly	56.4100	59.2300	62.1900	65.3000	68.5700	72.0000	75.6000	77.4900	79.4300
Fleet & Facilities Maintenance Supervisor	PAM	C27	Annual	96,532.80	101,358.40	106,433.60	111,758.40	117,353.60	123,219.20	129,376.00	132,620.80	135,928.00
			Monthly	8,044.40	8,446.53	8,869.47	9,313.20	9,779.47	10,268.27	10,781.33	11,051.73	11,327.33
			Hourly	46.4100	48.7300	51.1700	53.7300	56.4200	59.2400	62.2000	63.7600	65.3500
GIS Administrator	PAM	C29	Annual	106,412.80	111,737.60	117,332.80	123,198.40	129,355.20	135,824.00	142,625.60	146,182.40	149,843.20
			Monthly	8,867.73	9,311.47	9,777.73	10,266.53	10,779.60	11,318.67	11,885.47	12,181.87	12,486.93
			Hourly	51.1600	53.7200	56.4100	59.2300	62.1900	65.3000	68.5700	70.2800	72.0400
GIS Applications Analyst	PAM	C25	Annual	87,568.00	91,956.80	96,553.60	101,379.20	106,454.40	111,779.20	117,374.40	120,307.20	123,323.20
			Monthly	7,297.33	7,663.07	8,046.13	8,448.27	8,871.20	9,314.93	9,781.20	10,025.60	10,276.93
			Hourly	42.1000	44.2100	46.4200	48.7400	51.1800	53.7400	56.4300	57.8400	59.2900
GIS Specialist	NE	C21	Annual	72,051.20	75,649.60	79,435.20	83,408.00	87,588.80	91,977.60	96,574.40	98,987.20	101,462.40
			Monthly	6,004.27	6,304.13	6,619.60	6,950.67	7,299.07	7,664.80	8,047.87	8,248.93	8,455.20
			Hourly	34.6400	36.3700	38.1900	40.1000	42.1100	44.2200	46.4300	47.5900	48.7800
Grants Division Manager	DMG	C33	Annual	135,574.40	142,355.20	149,468.80	156,936.00	164,777.60	173,014.40	181,667.20	186,201.60	190,860.80
			Monthly	11,297.87	11,862.93	12,455.73	13,078.00	13,731.47	14,417.87	15,138.93	15,516.80	15,905.07
			Hourly	65.1800	68.4400	71.8600	75.4500	79.2200	83.1800	87.3400	89.5200	91.7600
Human Resources Analyst	PAM	C24	Annual	83,387.20	87,547.20	91,915.20	96,512.00	101,337.60	106,412.80	111,737.60	114,524.80	117,395.20
			Monthly	6,948.93	7,295.60	7,659.60	8,042.67	8,444.80	8,867.73	9,311.47	9,543.73	9,782.93
			Hourly	40.0900	42.0900	44.1900	46.4000	48.7200	51.1600	53.7200	55.0600	56.4400
Human Resources Division Manager	DMG	C34	Annual	145,745.60	153,025.60	160,680.00	168,708.80	177,153.60	186,014.40	195,312.00	200,200.00	205,212.80
			Monthly	12,145.47	12,752.13	13,390.00	14,059.07	14,762.80	15,501.20	16,276.00	16,683.33	17,101.07
			Hourly	70.0700	73.5700	77.2500	81.1100	85.1700	89.4300	93.9000	96.2500	98.6600
Human Resources Technician	NE	C22	Annual	75,628.80	79,414.40	83,387.20	87,547.20	91,915.20	96,512.00	101,337.60	103,875.20	106,475.20
			Monthly	6,302.40	6,617.87	6,948.93	7,295.60	7,659.60	8,042.67	8,444.80	8,656.27	8,872.93
			Hourly	36.3600	38.1800	40.0900	42.0900	44.1900	46.4000	48.7200	49.9400	51.1900
Information Technology Technician	NE	C20	Annual	68,598.40	72,030.40	75,628.80	79,414.40	83,387.20	87,547.20	91,915.20	94,203.20	96,553.60
			Monthly	5,716.53	6,002.53	6,302.40	6,617.87	6,948.93	7,295.60	7,659.60	7,850.27	8,046.13
			Hourly	32.9800	34.6300	36.3600	38.1800	40.0900	42.0900	44.1900	45.2900	46.4200
Landscape Services Inspector	NE	C18	Annual	62,233.60	65,353.60	68,619.20	72,051.20	75,649.60	79,435.20	83,408.00	85,488.00	87,630.40
			Monthly	5,186.13	5,446.13	5,718.27	6,004.27	6,304.13	6,619.60	6,950.67	7,124.00	7,302.53
			Hourly	29.9200	31.4200	32.9900	34.6400	36.3700	38.1900	40.1000	41.1000	42.1300
Lead Facilities Maintenance Worker	NE	C18	Annual	62,233.60	65,353.60	68,619.20	72,051.20	75,649.60	79,435.20	83,408.00	85,488.00	87,630.40
			Monthly	5,186.13	5,446.13	5,718.27	6,004.27	6,304.13	6,619.60	6,950.67	7,124.00	7,302.53
			Hourly	29.9200	31.4200	32.9900	34.6400	36.3700	38.1900	40.1000	41.1000	42.1300

Attachment: MVCF Resolution 2023-XX (6224 : FISCAL YEAR 2023/24 FIRST QUARTER OPERATING & CIP

**CITY OF MORENO VALLEY**

**SALARY SCALE - CAREER POSITIONS**  
EFFECTIVE 07/06/2024

TITLE	GRP	GRADE										
			A	B	C	D	E	F	G	H	I	
				5.0%	5.0%	5.0%	5.0%	5.0%	5.0%	2.5%	2.5%	
Lead Maintenance Worker	NE	C19	Annual	65,332.80	68,598.40	72,030.40	75,628.80	79,414.40	83,387.20	87,547.20	89,731.20	91,977.60
			Monthly	5,444.40	5,716.53	6,002.53	6,302.40	6,617.87	6,948.93	7,295.60	7,477.60	7,664.80
			Hourly	31.4100	32.9800	34.6300	36.3600	38.1800	40.0900	42.0900	43.1400	44.2200
Lead Parks Maintenance Worker	NE	C15	Annual	53,768.00	56,451.20	59,280.00	62,254.40	65,374.40	68,640.00	72,072.00	73,881.60	75,732.80
			Monthly	4,480.67	4,704.27	4,940.00	5,187.87	5,447.87	5,720.00	6,006.00	6,156.80	6,311.07
			Hourly	25.8500	27.1400	28.5000	29.9300	31.4300	33.0000	34.6500	35.5200	36.4100
Lead Traffic Sign/Marking Technician	NE	C18	Annual	62,233.60	65,353.60	68,619.20	72,051.20	75,649.60	79,435.20	83,408.00	85,488.00	87,630.40
			Monthly	5,186.13	5,446.13	5,718.27	6,004.27	6,304.13	6,619.60	6,950.67	7,124.00	7,302.53
			Hourly	29.9200	31.4200	32.9900	34.6400	36.3700	38.1900	40.1000	41.1000	42.1300
Lead Vehicle/Equipment Technician	NE	C19	Annual	65,332.80	68,598.40	72,030.40	75,628.80	79,414.40	83,387.20	87,547.20	89,731.20	91,977.60
			Monthly	5,444.40	5,716.53	6,002.53	6,302.40	6,617.87	6,948.93	7,295.60	7,477.60	7,664.80
			Hourly	31.4100	32.9800	34.6300	36.3600	38.1800	40.0900	42.0900	43.1400	44.2200
Maintenance & Operations Division Manager	DMG	C31	Annual	117,332.80	123,198.40	129,355.20	135,824.00	142,625.60	149,760.00	157,248.00	161,179.20	165,214.40
			Monthly	9,777.73	10,266.53	10,779.60	11,318.67	11,885.47	12,480.00	13,104.00	13,431.60	13,767.87
			Hourly	56.4100	59.2300	62.1900	65.3000	68.5700	72.0000	75.6000	77.4900	79.4300
Maintenance Worker I	NE	C12	Annual	46,446.40	48,776.00	51,209.60	53,768.00	56,451.20	59,280.00	62,254.40	63,814.40	65,416.00
			Monthly	3,870.53	4,064.67	4,267.47	4,480.67	4,704.27	4,940.00	5,187.87	5,317.87	5,451.33
			Hourly	22.3300	23.4500	24.6200	25.8500	27.1400	28.5000	29.9300	30.6800	31.4500
Maintenance Worker II	NE	C15	Annual	53,768.00	56,451.20	59,280.00	62,254.40	65,374.40	68,640.00	72,072.00	73,881.60	75,732.80
			Monthly	4,480.67	4,704.27	4,940.00	5,187.87	5,447.87	5,720.00	6,006.00	6,156.80	6,311.07
			Hourly	25.8500	27.1400	28.5000	29.9300	31.4300	33.0000	34.6500	35.5200	36.4100
Maintenance Worker/Work Release Coordinator	NE	C16	Annual	56,451.20	59,280.00	62,254.40	65,374.40	68,640.00	72,072.00	75,670.40	77,563.20	79,497.60
			Monthly	4,704.27	4,940.00	5,187.87	5,447.87	5,720.00	6,006.00	6,305.87	6,463.60	6,624.80
			Hourly	27.1400	28.5000	29.9300	31.4300	33.0000	34.6500	36.3800	37.2900	38.2200
Management Aide	NE	C18	Annual	62,233.60	65,353.60	68,619.20	72,051.20	75,649.60	79,435.20	83,408.00	85,488.00	87,630.40
			Monthly	5,186.13	5,446.13	5,718.27	6,004.27	6,304.13	6,619.60	6,950.67	7,124.00	7,302.53
			Hourly	29.9200	31.4200	32.9900	34.6400	36.3700	38.1900	40.1000	41.1000	42.1300
Management Analyst	PAM	C24	Annual	83,387.20	87,547.20	91,915.20	96,512.00	101,337.60	106,412.80	111,737.60	114,524.80	117,395.20
			Monthly	6,948.93	7,295.60	7,659.60	8,042.67	8,444.80	8,867.73	9,311.47	9,543.73	9,782.93
			Hourly	40.0900	42.0900	44.1900	46.4000	48.7200	51.1600	53.7200	55.0600	56.4400
Management Assistant	PAM	C22	Annual	75,628.80	79,414.40	83,387.20	87,547.20	91,915.20	96,512.00	101,337.60	103,875.20	106,475.20
			Monthly	6,302.40	6,617.87	6,948.93	7,295.60	7,659.60	8,042.67	8,444.80	8,656.27	8,872.93
			Hourly	36.3600	38.1800	40.0900	42.0900	44.1900	46.4000	48.7200	49.9400	51.1900
Media & Communications Division Manager	DMG	C33	Annual	135,574.40	142,355.20	149,468.80	156,936.00	164,777.60	173,014.40	181,667.20	186,201.60	190,860.80
			Monthly	11,297.87	11,862.93	12,455.73	13,078.00	13,731.47	14,417.87	15,138.93	15,516.80	15,905.07
			Hourly	65.1800	68.4400	71.8600	75.4500	79.2200	83.1800	87.3400	89.5200	91.7600
Network Administrator	PAM	C31	Annual	117,332.80	123,198.40	129,355.20	135,824.00	142,625.60	149,760.00	157,248.00	161,179.20	165,214.40
			Monthly	9,777.73	10,266.53	10,779.60	11,318.67	11,885.47	12,480.00	13,104.00	13,431.60	13,767.87
			Hourly	56.4100	59.2300	62.1900	65.3000	68.5700	72.0000	75.6000	77.4900	79.4300

Attachment: MVCF Resolution 2023-XX (6224 : FISCAL YEAR 2023/24 FIRST QUARTER OPERATING & CIP

**CITY OF MORENO VALLEY**

**SALARY SCALE - CAREER POSITIONS**  
EFFECTIVE 07/06/2024

TITLE	GRP	GRADE											
				A	B	C	D	E	F	G	H	I	
					5.0%	5.0%	5.0%	5.0%	5.0%	5.0%	5.0%	2.5%	2.5%
Network & Systems Specialist	PAM	C24	Annual	83,387.20	87,547.20	91,915.20	96,512.00	101,337.60	106,412.80	111,737.60	114,524.80	117,395.20	
			Monthly	6,948.93	7,295.60	7,659.60	8,042.67	8,444.80	8,867.73	9,311.47	9,543.73	9,782.93	
			Hourly	40.0900	42.0900	44.1900	46.4000	48.7200	51.1600	53.7200	55.0600	56.4400	
Paralegal	NE	C20	Annual	68,598.40	72,030.40	75,628.80	79,414.40	83,387.20	87,547.20	91,915.20	94,203.20	96,553.60	
			Monthly	5,716.53	6,002.53	6,302.40	6,617.87	6,948.93	7,295.60	7,659.60	7,850.27	8,046.13	
			Hourly	32.9800	34.6300	36.3600	38.1800	40.0900	42.0900	44.1900	45.2900	46.4200	
Park Ranger	NE	C16	Annual	56,451.20	59,280.00	62,254.40	65,374.40	68,640.00	72,072.00	75,670.40	77,563.20	79,497.60	
			Monthly	4,704.27	4,940.00	5,187.87	5,447.87	5,720.00	6,006.00	6,305.87	6,463.60	6,624.80	
			Hourly	27.1400	28.5000	29.9300	31.4300	33.0000	34.6500	36.3800	37.2900	38.2200	
Parking Control Officer	NE	C12	Annual	46,446.40	48,776.00	51,209.60	53,768.00	56,451.20	59,280.00	62,254.40	63,814.40	65,416.00	
			Monthly	3,870.53	4,064.67	4,267.47	4,480.67	4,704.27	4,940.00	5,187.87	5,317.87	5,451.33	
			Hourly	22.3300	23.4500	24.6200	25.8500	27.1400	28.5000	29.9300	30.6800	31.4500	
Parks & Community Services Administration & Financial Services Division Manager	DMG	C30	Annual	111,758.40	117,353.60	123,219.20	129,376.00	135,844.80	142,646.40	149,780.80	153,524.80	157,372.80	
			Monthly	9,313.20	9,779.47	10,268.27	10,781.33	11,320.40	11,887.20	12,481.73	12,793.73	13,114.40	
			Hourly	53.7300	56.4200	59.2400	62.2000	65.3100	68.5800	72.0100	73.8100	75.6600	
Parks & Landscape Services Division Manager	DMG	C31	Annual	117,332.80	123,198.40	129,355.20	135,824.00	142,625.60	149,760.00	157,248.00	161,179.20	165,214.40	
			Monthly	9,777.73	10,266.53	10,779.60	11,318.67	11,885.47	12,480.00	13,104.00	13,431.60	13,767.87	
			Hourly	56.4100	59.2300	62.1900	65.3000	68.5700	72.0000	75.6000	77.4900	79.4300	
Parks Maintenance Supervisor	PAM	C25	Annual	87,568.00	91,956.80	96,553.60	101,379.20	106,454.40	111,779.20	117,374.40	120,307.20	123,323.20	
			Monthly	7,297.33	7,663.07	8,046.13	8,448.27	8,871.20	9,314.93	9,781.20	10,025.60	10,276.93	
			Hourly	42.1000	44.2100	46.4200	48.7400	51.1800	53.7400	56.4300	57.8400	59.2900	
Parks Maintenance Worker	NE	C12	Annual	46,446.40	48,776.00	51,209.60	53,768.00	56,451.20	59,280.00	62,254.40	63,814.40	65,416.00	
			Monthly	3,870.53	4,064.67	4,267.47	4,480.67	4,704.27	4,940.00	5,187.87	5,317.87	5,451.33	
			Hourly	22.3300	23.4500	24.6200	25.8500	27.1400	28.5000	29.9300	30.6800	31.4500	
Parks Project Manager	PAM	C25	Annual	87,568.00	91,956.80	96,553.60	101,379.20	106,454.40	111,779.20	117,374.40	120,307.20	123,323.20	
			Monthly	7,297.33	7,663.07	8,046.13	8,448.27	8,871.20	9,314.93	9,781.20	10,025.60	10,276.93	
			Hourly	42.1000	44.2100	46.4200	48.7400	51.1800	53.7400	56.4300	57.8400	59.2900	
Payroll Supervisor	PAM	C26	Annual	91,936.00	96,532.80	101,358.40	106,433.60	111,758.40	117,353.60	123,219.20	126,297.60	129,459.20	
			Monthly	7,661.33	8,044.40	8,446.53	8,869.47	9,313.20	9,779.47	10,268.27	10,524.80	10,788.27	
			Hourly	44.2000	46.4100	48.7300	51.1700	53.7300	56.4200	59.2400	60.7200	62.2400	
Permit Technician	NE	C18	Annual	62,233.60	65,353.60	68,619.20	72,051.20	75,649.60	79,435.20	83,408.00	85,488.00	87,630.40	
			Monthly	5,186.13	5,446.13	5,718.27	6,004.27	6,304.13	6,619.60	6,950.67	7,124.00	7,302.53	
			Hourly	29.9200	31.4200	32.9900	34.6400	36.3700	38.1900	40.1000	41.1000	42.1300	
Planning Division Manager/Official	DMG	C34	Annual	145,745.60	153,025.60	160,680.00	168,708.80	177,153.60	186,014.40	195,312.00	200,200.00	205,212.80	
			Monthly	12,145.47	12,752.13	13,390.00	14,059.07	14,762.80	15,501.20	16,276.00	16,683.33	17,101.07	
			Hourly	70.0700	73.5700	77.2500	81.1100	85.1700	89.4300	93.9000	96.2500	98.6600	
Power Supply Manager	PAM	C29	Annual	106,412.80	111,737.60	117,332.80	123,198.40	129,355.20	135,824.00	142,625.60	146,182.40	149,843.20	
			Monthly	8,867.73	9,311.47	9,777.73	10,266.53	10,779.60	11,318.67	11,885.47	12,181.87	12,486.93	
			Hourly	51.1600	53.7200	56.4100	59.2300	62.1900	65.3000	68.5700	70.2800	72.0400	

Attachment: MVCF Resolution 2023-XX (6224 : FISCAL YEAR 2023/24 FIRST QUARTER OPERATING & CIP

**CITY OF MORENO VALLEY**

**SALARY SCALE - CAREER POSITIONS**  
EFFECTIVE 07/06/2024

TITLE	GRP	GRADE										
			A	B	C	D	E	F	G	H	I	
			5.0%		5.0%	5.0%	5.0%	5.0%	5.0%	5.0%	2.5%	2.5%
Principal Accountant	PAM	C28	Annual	101,358.40	106,433.60	111,758.40	117,353.60	123,219.20	129,376.00	135,844.80	139,235.20	142,708.80
			Monthly	8,446.53	8,869.47	9,313.20	9,779.47	10,268.27	10,781.33	11,320.40	11,602.93	11,892.40
			Hourly	48.7300	51.1700	53.7300	56.4200	59.2400	62.2000	65.3100	66.9400	68.6100
Principal Engineer	DMG	C33	Annual	135,574.40	142,355.20	149,468.80	156,936.00	164,777.60	173,014.40	181,667.20	186,201.60	190,860.80
			Monthly	11,297.87	11,862.93	12,455.73	13,078.00	13,731.47	14,417.87	15,138.93	15,516.80	15,905.07
			Hourly	65.1800	68.4400	71.8600	75.4500	79.2200	83.1800	87.3400	89.5200	91.7600
Principal Engineer/City Traffic Engineer	DMG	C33	Annual	135,574.40	142,355.20	149,468.80	156,936.00	164,777.60	173,014.40	181,667.20	186,201.60	190,860.80
			Monthly	11,297.87	11,862.93	12,455.73	13,078.00	13,731.47	14,417.87	15,138.93	15,516.80	15,905.07
			Hourly	65.1800	68.4400	71.8600	75.4500	79.2200	83.1800	87.3400	89.5200	91.7600
Principal Planner	PAM	C33	Annual	135,574.40	142,355.20	149,468.80	156,936.00	164,777.60	173,014.40	181,667.20	186,201.60	190,860.80
			Monthly	11,297.87	11,862.93	12,455.73	13,078.00	13,731.47	14,417.87	15,138.93	15,516.80	15,905.07
			Hourly	65.1800	68.4400	71.8600	75.4500	79.2200	83.1800	87.3400	89.5200	91.7600
Program Analyst	PAM	C24	Annual	83,387.20	87,547.20	91,915.20	96,512.00	101,337.60	106,412.80	111,737.60	114,524.80	117,395.20
			Monthly	6,948.93	7,295.60	7,659.60	8,042.67	8,444.80	8,867.73	9,311.47	9,543.73	9,782.93
			Hourly	40.0900	42.0900	44.1900	46.4000	48.7200	51.1600	53.7200	55.0600	56.4400
Public Information/Intergovernmental Relations Officer	PAM	C28	Annual	101,358.40	106,433.60	111,758.40	117,353.60	123,219.20	129,376.00	135,844.80	139,235.20	142,708.80
			Monthly	8,446.53	8,869.47	9,313.20	9,779.47	10,268.27	10,781.33	11,320.40	11,602.93	11,892.40
			Hourly	48.7300	51.1700	53.7300	56.4200	59.2400	62.2000	65.3100	66.9400	68.6100
Public Safety Contracts Administrator	DMG	C30	Annual	111,758.40	117,353.60	123,219.20	129,376.00	135,844.80	142,646.40	149,780.80	153,524.80	157,372.80
			Monthly	9,313.20	9,779.47	10,268.27	10,781.33	11,320.40	11,887.20	12,481.73	12,793.73	13,114.40
			Hourly	53.7300	56.4200	59.2400	62.2000	65.3100	68.5800	72.0100	73.8100	75.6600
Purchasing Division Manager	DMG	C32	Annual	126,131.20	132,433.60	139,048.00	145,995.20	153,296.00	160,971.20	169,020.80	173,243.20	177,569.60
			Monthly	10,510.93	11,036.13	11,587.33	12,166.27	12,774.67	13,414.27	14,085.07	14,436.93	14,797.47
			Hourly	60.6400	63.6700	66.8500	70.1900	73.7000	77.3900	81.2600	83.2900	85.3700
Recycling Specialist	NE	C16	Annual	56,451.20	59,280.00	62,254.40	65,374.40	68,640.00	72,072.00	75,670.40	77,563.20	79,497.60
			Monthly	4,704.27	4,940.00	5,187.87	5,447.87	5,720.00	6,006.00	6,305.87	6,463.60	6,624.80
			Hourly	27.1400	28.5000	29.9300	31.4300	33.0000	34.6500	36.3800	37.2900	38.2200
Registered Veterinary Technician	NE	C16	Annual	56,451.20	59,280.00	62,254.40	65,374.40	68,640.00	72,072.00	75,670.40	77,563.20	79,497.60
			Monthly	4,704.27	4,940.00	5,187.87	5,447.87	5,720.00	6,006.00	6,305.87	6,463.60	6,624.80
			Hourly	27.1400	28.5000	29.9300	31.4300	33.0000	34.6500	36.3800	37.2900	38.2200
Security Guard	NE	C08	Annual	38,209.60	40,123.20	42,120.00	44,220.80	46,425.60	48,755.20	51,188.80	52,478.40	53,788.80
			Monthly	3,184.13	3,343.60	3,510.00	3,685.07	3,868.80	4,062.93	4,265.73	4,373.20	4,482.40
			Hourly	18.3700	19.2900	20.2500	21.2600	22.3200	23.4400	24.6100	25.2300	25.8600
Senior Accountant	PAM	C25	Annual	87,568.00	91,956.80	96,553.60	101,379.20	106,454.40	111,779.20	117,374.40	120,307.20	123,323.20
			Monthly	7,297.33	7,663.07	8,046.13	8,448.27	8,871.20	9,314.93	9,781.20	10,025.60	10,276.93
			Hourly	42.1000	44.2100	46.4200	48.7400	51.1800	53.7400	56.4300	57.8400	59.2900
Senior Administrative Assistant	NE	C17	Annual	59,280.00	62,254.40	65,374.40	68,640.00	72,072.00	75,670.40	79,456.00	81,452.80	83,491.20
			Monthly	4,940.00	5,187.87	5,447.87	5,720.00	6,006.00	6,305.87	6,621.33	6,787.73	6,957.60
			Hourly	28.5000	29.9300	31.4300	33.0000	34.6500	36.3800	38.2000	39.1600	40.1400

Attachment: MVCF Resolution 2023-XX (6224 : FISCAL YEAR 2023/24 FIRST QUARTER OPERATING & CIP

**CITY OF MORENO VALLEY**

**SALARY SCALE - CAREER POSITIONS**  
EFFECTIVE 07/06/2024

TITLE	GRP	GRADE										
			A	B	C	D	E	F	G	H	I	
			5.0%		5.0%	5.0%	5.0%	5.0%	5.0%	5.0%	2.5%	2.5%
Senior Applications Analyst	PAM	C27	Annual	96,532.80	101,358.40	106,433.60	111,758.40	117,353.60	123,219.20	129,376.00	132,620.80	135,928.00
			Monthly	8,044.40	8,446.53	8,869.47	9,313.20	9,779.47	10,268.27	10,781.33	11,051.73	11,327.33
			Hourly	46.4100	48.7300	51.1700	53.7300	56.4200	59.2400	62.2000	63.7600	65.3500
Senior Building Inspector	PAM	C25	Annual	87,568.00	91,956.80	96,553.60	101,379.20	106,454.40	111,779.20	117,374.40	120,307.20	123,323.20
			Monthly	7,297.33	7,663.07	8,046.13	8,448.27	8,871.20	9,314.93	9,781.20	10,025.60	10,276.93
			Hourly	42.1000	44.2100	46.4200	48.7400	51.1800	53.7400	56.4300	57.8400	59.2900
Senior Community Enhancement Officer	PAM	C22	Annual	75,628.80	79,414.40	83,387.20	87,547.20	91,915.20	96,512.00	101,337.60	103,875.20	106,475.20
			Monthly	6,302.40	6,617.87	6,948.93	7,295.60	7,659.60	8,042.67	8,444.80	8,656.27	8,872.93
			Hourly	36.3600	38.1800	40.0900	42.0900	44.1900	46.4000	48.7200	49.9400	51.1900
Senior Construction Inspector	PAM	C23	Annual	79,435.20	83,408.00	87,588.80	91,977.60	96,574.40	101,400.00	106,475.20	109,137.60	111,862.40
			Monthly	6,619.60	6,950.67	7,299.07	7,664.80	8,047.87	8,450.00	8,872.93	9,094.80	9,321.87
			Hourly	38.1900	40.1000	42.1100	44.2200	46.4300	48.7500	51.1900	52.4700	53.7800
Senior Deputy City Clerk	DMG	C30	Annual	111,758.40	117,353.60	123,219.20	129,376.00	135,844.80	142,646.40	149,780.80	153,524.80	157,372.80
			Monthly	9,313.20	9,779.47	10,268.27	10,781.33	11,320.40	11,887.20	12,481.73	12,793.73	13,114.40
			Hourly	53.7300	56.4200	59.2400	62.2000	65.3100	68.5800	72.0100	73.8100	75.6600
Senior Electrical Engineer	PAM	C31	Annual	117,332.80	123,198.40	129,355.20	135,824.00	142,625.60	149,760.00	157,248.00	161,179.20	165,214.40
			Monthly	9,777.73	10,266.53	10,779.60	11,318.67	11,885.47	12,480.00	13,104.00	13,431.60	13,767.87
			Hourly	56.4100	59.2300	62.1900	65.3000	68.5700	72.0000	75.6000	77.4900	79.4300
Senior Engineer, P.E.	PAM	C31	Annual	117,332.80	123,198.40	129,355.20	135,824.00	142,625.60	149,760.00	157,248.00	161,179.20	165,214.40
			Monthly	9,777.73	10,266.53	10,779.60	11,318.67	11,885.47	12,480.00	13,104.00	13,431.60	13,767.87
			Hourly	56.4100	59.2300	62.1900	65.3000	68.5700	72.0000	75.6000	77.4900	79.4300
Senior Equipment Operator	NE	C18	Annual	62,233.60	65,353.60	68,619.20	72,051.20	75,649.60	79,435.20	83,408.00	85,488.00	87,630.40
			Monthly	5,186.13	5,446.13	5,718.27	6,004.27	6,304.13	6,619.60	6,950.67	7,124.00	7,302.53
			Hourly	29.9200	31.4200	32.9900	34.6400	36.3700	38.1900	40.1000	41.1000	42.1300
Senior Graphics Designer	NE	C19	Annual	65,332.80	68,598.40	72,030.40	75,628.80	79,414.40	83,387.20	87,547.20	89,731.20	91,977.60
			Monthly	5,444.40	5,716.53	6,002.53	6,302.40	6,617.87	6,948.93	7,295.60	7,477.60	7,664.80
			Hourly	31.4100	32.9800	34.6300	36.3600	38.1800	40.0900	42.0900	43.1400	44.2200
Senior Human Resources Analyst	PAM	C27	Annual	96,532.80	101,358.40	106,433.60	111,758.40	117,353.60	123,219.20	129,376.00	132,620.80	135,928.00
			Monthly	8,044.40	8,446.53	8,869.47	9,313.20	9,779.47	10,268.27	10,781.33	11,051.73	11,327.33
			Hourly	46.4100	48.7300	51.1700	53.7300	56.4200	59.2400	62.2000	63.7600	65.3500
Senior Landscape Services Inspector	PAM	C20	Annual	68,598.40	72,030.40	75,628.80	79,414.40	83,387.20	87,547.20	91,915.20	94,203.20	96,553.60
			Monthly	5,716.53	6,002.53	6,302.40	6,617.87	6,948.93	7,295.60	7,659.60	7,850.27	8,046.13
			Hourly	32.9800	34.6300	36.3600	38.1800	40.0900	42.0900	44.1900	45.2900	46.4200
Senior Management Analyst	PAM	C27	Annual	96,532.80	101,358.40	106,433.60	111,758.40	117,353.60	123,219.20	129,376.00	132,620.80	135,928.00
			Monthly	8,044.40	8,446.53	8,869.47	9,313.20	9,779.47	10,268.27	10,781.33	11,051.73	11,327.33
			Hourly	46.4100	48.7300	51.1700	53.7300	56.4200	59.2400	62.2000	63.7600	65.3500
Senior Office Assistant	NE	C13	Annual	48,755.20	51,188.80	53,747.20	56,430.40	59,259.20	62,212.80	65,332.80	66,976.00	68,660.80
			Monthly	4,062.93	4,265.73	4,478.93	4,702.53	4,938.27	5,184.40	5,444.40	5,581.33	5,721.73
			Hourly	23.4400	24.6100	25.8400	27.1300	28.4900	29.9100	31.4100	32.2000	33.0100

Attachment: MVCF Resolution 2023-XX (6224 : FISCAL YEAR 2023/24 FIRST QUARTER OPERATING & CIP



**CITY OF MORENO VALLEY**

**SALARY SCALE - CAREER POSITIONS**  
EFFECTIVE 07/06/2024

TITLE	GRP	GRADE										
			A	B	C	D	E	F	G	H	I	
			5.0%		5.0%	5.0%	5.0%	5.0%	5.0%	5.0%	2.5%	2.5%
Senior Parking Control Officer	NE	C14	Annual	51,209.60	53,768.00	56,451.20	59,280.00	62,254.40	65,374.40	68,640.00	70,366.40	72,134.40
			Monthly	4,267.47	4,480.67	4,704.27	4,940.00	5,187.87	5,447.87	5,720.00	5,863.87	6,011.20
			Hourly	24.6200	25.8500	27.1400	28.5000	29.9300	31.4300	33.0000	33.8300	34.6800
Senior Parks Maintenance Technician	NE	C19	Annual	65,332.80	68,598.40	72,030.40	75,628.80	79,414.40	83,387.20	87,547.20	89,731.20	91,977.60
			Monthly	5,444.40	5,716.53	6,002.53	6,302.40	6,617.87	6,948.93	7,295.60	7,477.60	7,664.80
			Hourly	31.4100	32.9800	34.6300	36.3600	38.1800	40.0900	42.0900	43.1400	44.2200
Senior Payroll Technician	NE	C18	Annual	62,233.60	65,353.60	68,619.20	72,051.20	75,649.60	79,435.20	83,408.00	85,488.00	87,630.40
			Monthly	5,186.13	5,446.13	5,718.27	6,004.27	6,304.13	6,619.60	6,950.67	7,124.00	7,302.53
			Hourly	29.9200	31.4200	32.9900	34.6400	36.3700	38.1900	40.1000	41.1000	42.1300
Senior Permit Technician	NE	C20	Annual	68,598.40	72,030.40	75,628.80	79,414.40	83,387.20	87,547.20	91,915.20	94,203.20	96,553.60
			Monthly	5,716.53	6,002.53	6,302.40	6,617.87	6,948.93	7,295.60	7,659.60	7,850.27	8,046.13
			Hourly	32.9800	34.6300	36.3600	38.1800	40.0900	42.0900	44.1900	45.2900	46.4200
Senior Planner	PAM	C27	Annual	96,532.80	101,358.40	106,433.60	111,758.40	117,353.60	123,219.20	129,376.00	132,620.80	135,928.00
			Monthly	8,044.40	8,446.53	8,869.47	9,313.20	9,779.47	10,268.27	10,781.33	11,051.73	11,327.33
			Hourly	46.4100	48.7300	51.1700	53.7300	56.4200	59.2400	62.2000	63.7600	65.3500
Senior Risk Analyst	PAM	C27	Annual	96,532.80	101,358.40	106,433.60	111,758.40	117,353.60	123,219.20	129,376.00	132,620.80	135,928.00
			Monthly	8,044.40	8,446.53	8,869.47	9,313.20	9,779.47	10,268.27	10,781.33	11,051.73	11,327.33
			Hourly	46.4100	48.7300	51.1700	53.7300	56.4200	59.2400	62.2000	63.7600	65.3500
Senior Telecommunications Technician	NE	C22	Annual	75,628.80	79,414.40	83,387.20	87,547.20	91,915.20	96,512.00	101,337.60	103,875.20	106,475.20
			Monthly	6,302.40	6,617.87	6,948.93	7,295.60	7,659.60	8,042.67	8,444.80	8,656.27	8,872.93
			Hourly	36.3600	38.1800	40.0900	42.0900	44.1900	46.4000	48.7200	49.9400	51.1900
Senior Traffic Signal Technician	PAM	C23	Annual	79,435.20	83,408.00	87,588.80	91,977.60	96,574.40	101,400.00	106,475.20	109,137.60	111,862.40
			Monthly	6,619.60	6,950.67	7,299.07	7,664.80	8,047.87	8,450.00	8,872.93	9,094.80	9,321.87
			Hourly	38.1900	40.1000	42.1100	44.2200	46.4300	48.7500	51.1900	52.4700	53.7800
Special Districts Division Manager	DMG	C34	Annual	145,745.60	153,025.60	160,680.00	168,708.80	177,153.60	186,014.40	195,312.00	200,200.00	205,212.80
			Monthly	12,145.47	12,752.13	13,390.00	14,059.07	14,762.80	15,501.20	16,276.00	16,683.33	17,101.07
			Hourly	70.0700	73.5700	77.2500	81.1100	85.1700	89.4300	93.9000	96.2500	98.6600
Special Events & Facilities Division Manager	DMG	C30	Annual	111,758.40	117,353.60	123,219.20	129,376.00	135,844.80	142,646.40	149,780.80	153,524.80	157,372.80
			Monthly	9,313.20	9,779.47	10,268.27	10,781.33	11,320.40	11,887.20	12,481.73	12,793.73	13,114.40
			Hourly	53.7300	56.4200	59.2400	62.2000	65.3100	68.5800	72.0100	73.8100	75.6600
Storekeeper	NE	C14	Annual	51,209.60	53,768.00	56,451.20	59,280.00	62,254.40	65,374.40	68,640.00	70,366.40	72,134.40
			Monthly	4,267.47	4,480.67	4,704.27	4,940.00	5,187.87	5,447.87	5,720.00	5,863.87	6,011.20
			Hourly	24.6200	25.8500	27.1400	28.5000	29.9300	31.4300	33.0000	33.8300	34.6800
Strategic Initiatives Manager	DMG	C34	Annual	145,745.60	153,025.60	160,680.00	168,708.80	177,153.60	186,014.40	195,312.00	200,200.00	205,212.80
			Monthly	12,145.47	12,752.13	13,390.00	14,059.07	14,762.80	15,501.20	16,276.00	16,683.33	17,101.07
			Hourly	70.0700	73.5700	77.2500	81.1100	85.1700	89.4300	93.9000	96.2500	98.6600
Street Maintenance Supervisor	PAM	C25	Annual	87,568.00	91,956.80	96,553.60	101,379.20	106,454.40	111,779.20	117,374.40	120,307.20	123,323.20
			Monthly	7,297.33	7,663.07	8,046.13	8,448.27	8,871.20	9,314.93	9,781.20	10,025.60	10,276.93
			Hourly	42.1000	44.2100	46.4200	48.7400	51.1800	53.7400	56.4300	57.8400	59.2900

Attachment: MVCF Resolution 2023-XX (6224 : FISCAL YEAR 2023/24 FIRST QUARTER OPERATING & CIP

**CITY OF MORENO VALLEY**

**SALARY SCALE - CAREER POSITIONS**  
EFFECTIVE 07/06/2024

TITLE	GRP	GRADE										
			A	B	C	D	E	F	G	H	I	
				5.0%	5.0%	5.0%	5.0%	5.0%	5.0%	5.0%	2.5%	2.5%
Telecommunications Engineer/Administrator	PAM	C29	Annual	106,412.80	111,737.60	117,332.80	123,198.40	129,355.20	135,824.00	142,625.60	146,182.40	149,843.20
			Monthly	8,867.73	9,311.47	9,777.73	10,266.53	10,779.60	11,318.67	11,885.47	12,181.87	12,486.93
			Hourly	51.1600	53.7200	56.4100	59.2300	62.1900	65.3000	68.5700	70.2800	72.0400
Telecommunications Technician	NE	C20	Annual	68,598.40	72,030.40	75,628.80	79,414.40	83,387.20	87,547.20	91,915.20	94,203.20	96,553.60
			Monthly	5,716.53	6,002.53	6,302.40	6,617.87	6,948.93	7,295.60	7,659.60	7,850.27	8,046.13
			Hourly	32.9800	34.6300	36.3600	38.1800	40.0900	42.0900	44.1900	45.2900	46.4200
Traffic Operations Supervisor	PAM	C26	Annual	91,936.00	96,532.80	101,358.40	106,433.60	111,758.40	117,353.60	123,219.20	126,297.60	129,459.20
			Monthly	7,661.33	8,044.40	8,446.53	8,869.47	9,313.20	9,779.47	10,268.27	10,524.80	10,788.27
			Hourly	44.2000	46.4100	48.7300	51.1700	53.7300	56.4200	59.2400	60.7200	62.2400
Traffic Signal Technician	NE	C22	Annual	75,628.80	79,414.40	83,387.20	87,547.20	91,915.20	96,512.00	101,337.60	103,875.20	106,475.20
			Monthly	6,302.40	6,617.87	6,948.93	7,295.60	7,659.60	8,042.67	8,444.80	8,656.27	8,872.93
			Hourly	36.3600	38.1800	40.0900	42.0900	44.1900	46.4000	48.7200	49.9400	51.1900
Traffic Sign/Marking Technician I	NE	C13	Annual	48,755.20	51,188.80	53,747.20	56,430.40	59,259.20	62,212.80	65,332.80	66,976.00	68,660.80
			Monthly	4,062.93	4,265.73	4,478.93	4,702.53	4,938.27	5,184.40	5,444.40	5,581.33	5,721.73
			Hourly	23.4400	24.6100	25.8400	27.1300	28.4900	29.9100	31.4100	32.2000	33.0100
Traffic Sign/Marking Technician II	NE	C15	Annual	53,768.00	56,451.20	59,280.00	62,254.40	65,374.40	68,640.00	72,072.00	73,881.60	75,732.80
			Monthly	4,480.67	4,704.27	4,940.00	5,187.87	5,447.87	5,720.00	6,006.00	6,156.80	6,311.07
			Hourly	25.8500	27.1400	28.5000	29.9300	31.4300	33.0000	34.6500	35.5200	36.4100
Utility Finance Manager	PAM	C28	Annual	101,358.40	106,433.60	111,758.40	117,353.60	123,219.20	129,376.00	135,844.80	139,235.20	142,708.80
			Monthly	8,446.53	8,869.47	9,313.20	9,779.47	10,268.27	10,781.33	11,320.40	11,602.93	11,892.40
			Hourly	48.7300	51.1700	53.7300	56.4200	59.2400	62.2000	65.3100	66.9400	68.6100
Vehicle/Equipment Technician	NE	C17	Annual	59,280.00	62,254.40	65,374.40	68,640.00	72,072.00	75,670.40	79,456.00	81,452.80	83,491.20
			Monthly	4,940.00	5,187.87	5,447.87	5,720.00	6,006.00	6,305.87	6,621.33	6,787.73	6,957.60
			Hourly	28.5000	29.9300	31.4300	33.0000	34.6500	36.3800	38.2000	39.1600	40.1400

Attachment: MVMCF Resolution 2023-XX (6224 : FISCAL YEAR 2023/24 FIRST QUARTER OPERATING & CIP



## Report to City Council

---

**TO:** Mayor and City Council

**FROM:** Brian Mohan, Assistant City Manager

**AGENDA DATE:** November 7, 2023

**TITLE:** PURSUANT TO LANDOWNER PETITION, ANNEX A CERTAIN PARCEL INTO COMMUNITY FACILITIES DISTRICT NO. 2014-01 (MAINTENANCE SERVICES) - AMENDMENT NOS. 83 & 84 (RESO NO. 2023-\_\_ AND RESO NO. 2023-\_\_)

---

### **RECOMMENDED ACTION**

#### **Recommendation:**

1. Acting as the legislative body of Community Facilities District No. 2014-01 (Maintenance Services), adopt Resolution No. 2023-\_\_, a Resolution of the City Council of the City of Moreno Valley, California, ordering the annexation of territory to City of Moreno Valley Community Facilities District No. 2014-01 (Maintenance Services) and approving the amended map for said District (Amendment No. 83) (Chase Partners, located at the southeast corner of Calle San Juan de Los Lagos and Veterans Way).
2. Acting as the legislative body of Community Facilities District No. 2014-01 (Maintenance Services), adopt Resolution No. 2023-\_\_, a Resolution of the City Council of the City of Moreno Valley, California, ordering the annexation of territory to City of Moreno Valley Community Facilities District No. 2014-01 (Maintenance Services) and approving the amended map for said District (Amendment No. 84) (Chase Globe, located at the southeast corner of Perris Blvd. and Globe St.).

### **SUMMARY**

Adoption of the resolutions will certify the annexation of two parcels into Community Facilities District (CFD) No. 2014-01 (Maintenance Services) ("District"). This action impacts only the property owners identified below, not the general citizens or taxpayers of the City.

The City requires property owners of new development projects to mitigate the cost of certain impacts created by the proposed developments (e.g., the cost of operation and maintenance of public street lighting). The City created CFD No. 2014-01 to provide the development community with a funding mechanism to assist in satisfying the requirement. After a property owner elects to annex their property into the District and the City Council approves the annexation, a special tax can be levied on the annual property tax bill(s) of the annexed parcel(s) to fund the cost to provide the services.

The Property Owners, as defined below, have elected to annex the parcel of their project into the District to satisfy their condition. Each Property Owner submitted a Landowner Petition approving their annexation and the City Clerk has confirmed that the Petitions are valid.

## **DISCUSSION**

As a condition of approval for the development projects identified below, the Property Owners are required to provide an ongoing funding source for certain public services (i.e., the cost of operation and maintenance of public street lighting ), which are required to be installed as part of the development project. The table below provides information for the property under development.

<b>Property Owner Project ACP Record #</b>	<b>Amendment No.</b>	<b>APN(s)</b>	<b>Location</b>
Chase Partners Chase Moreno Valley Business Center 2 PEN22-0088/SCP23-0052	83	297-140-044	Southeast corner of Calle San Juan de Los Lagos and Veterans Way
Chase Globe Chase Moreno Valley Business Center 3 PEN22-0161/SCP23-0053	84	312-270-001	Southeast corner of Perris Blvd. and Globe St.

The City Council formed CFD No. 2014-01 (Maintenance Services) to provide an alternative funding tool for the development community. It provides a mechanism to fund the operation and maintenance of public street lighting services, landscaping, and streets and drainage. After a landowner approves annexation of their property into the District and the City Council approves the annexation, the City is authorized to levy a special tax onto the annual property tax bill to fund the services related to or impacted by their development.

The Third Amended and Restated Rate and Method of Apportionment of Special Tax (“RMA”) for the District describes the different special tax rate areas, services provided, and formula to calculate the special tax rate for each of the tax rate areas. Several special tax rate areas were created to accommodate a variety of scenarios to ensure costs are fairly shared between property owners. For example, there is a tax rate area for “single-family residential street lighting” and one for “street lighting for property other than single-family residential” (e.g., commercial, industrial, or multi-family projects).

Different tax rate areas are needed for street lighting because the spacing and size/type of lights differ based on the type of development. Likewise, there are several tax rate areas for maintenance of public landscaping (i.e. medians, parkways, and/or traffic circles). A property owner's proportionate share of landscape maintenance costs will vary depending upon the total square footage of landscaping to be maintained and the number of properties sharing in the cost for that development. There is also a tax rate area for streets and drainage within single-family residential projects, which is calculated based on each parcel's proportionate share of the improvements.

On April 20, 2021, the City Council adopted Ordinance No. 980, which designated the entire territory of the City as a future annexation area for the District. With the future annexation area designated, annexations can occur without an additional public hearing as long as the annexing landowner provides unanimous consent. Once annexed, parcels are subject to the annual special tax to fund the service they are receiving.

With the establishment of the District, a property owner now has two options to satisfy the conditions of approval:

1. Submit a Landowner Petition unanimously approving annexation of the property into the District. Approval of the petition and special tax rate allows the City to annually levy the special tax on the property tax bill of the property. This option is only available if there are fewer than 12 registered voters living within the proposed annexation area; or
2. Establish a homeowner or property owner association to provide the ongoing operation and maintenance of the improvements.

The Property Owners elected to annex their properties into CFD No. 2014-01 and have the special tax applied to their annual property tax bill. The Office of the Riverside County Registrar of Voters confirmed there were no registered voters residing at the property, allowing a special election of the landowner. Adoption of the attached resolutions (Attachments 1-2) amends the District and adds the property to the tax rate areas identified in the Fiscal Impact section of this report and directs the recordation of the boundary maps (Attachments 3-4) and amended notices of special tax lien for the amendments. The City Clerk received and reviewed the Landowner Petitions and confirmed the Property Owners unanimously approved the annexation of their property into the District (Attachment 5-6).

Successful completion of the annexation process satisfies the project's condition of approval to provide a funding source for the operation and maintenance of public street lighting.

## **ALTERNATIVES**

1. Adopt the resolutions. *Staff recommends this alternative as it will annex the properties into CFD No. 2014-01 at the request of the Property Owners and satisfy the condition of approval for the proposed*

*developments.*

2. Do not adopt the resolutions. *Staff does not recommend this alternative as it is contrary to the request of the Property Owners, will not satisfy the condition of approval, and may delay development of the projects.*
3. Do not adopt the resolutions but rather continue the item to a future regularly scheduled City Council meeting. *Staff does not recommend this alternative as it will delay the Property Owners from satisfying the condition of approval and may delay development of the projects.*

## **FISCAL IMPACT**

Revenue received from the special tax is restricted and can only be used to fund the services for each tax rate area within the District. The special tax can only be applied to a property tax bill of a parcel wherein the qualified electors (i.e., landowners or registered voters, depending upon the number of registered voters) have previously provided approval. The maximum special tax rate for the tax rate area is detailed below. If the projected revenue from the maximum special tax exceeds what is necessary to fund the services within the tax rate area, a lower amount will be applied to the property tax bill for all the properties within the affected tax rate area.

Property Owner Project ACP Record #	Amendment No.	Tax Rate Area FY 2023/24 Maximum Special Tax Rate <sup>1</sup>	
Chase Partners Chase Moreno Valley Business Center 2 PEN22-0088/SCP23-0052	83	SL-02	\$5.06/front linear foot
Chase Globe Chase Moreno Valley Business Center 3 PEN22-0161/SCP23-0053	84	SL-02	\$5.06/front linear foot
<p><sup>1</sup>The special tax applied to the property tax bill will be based on the needs of the tax rate area within the District. The applied special tax rate cannot exceed the maximum special tax rate.</p> <p>The FY 2023/24 applied rate for SL-02 (Street Lighting for Property Other than Single-Family Residential) is \$0.55/front linear foot.</p>			

The maximum special tax rate is subject to an annual inflation adjustment based on the change in the Consumer Price Index (CPI) or five percent (5%), whichever is greater. However, the annual adjustment cannot be applied unless the City Council annually authorizes such adjustment. The increase to the maximum special tax rate cannot exceed the annual inflationary adjustment without a two-thirds approval of the qualified electors within the affected tax rate area.

## **NOTIFICATION**

The Landowner Petitions were e-mailed to the Property Owners on October 17, 2023. A copy of the RMA was included with each Landowner Petition as Exhibit B.

## **PREPARATION OF STAFF REPORT**

Prepared by:  
Isa Rojas  
Management Analyst

Department Head Approval:  
Brian Mohan  
Assistant City Manager

Concurred by:  
Felicia London  
Special Districts Division Manager

## **CITY COUNCIL GOALS**

**Revenue Diversification and Preservation.** Develop a variety of City revenue sources and policies to create a stable revenue base and fiscal policies to support essential City services, regardless of economic climate.

**Community Image, Neighborhood Pride and Cleanliness.** Promote a sense of community pride and foster an excellent image about our City by developing and executing programs which will result in quality development, enhanced neighborhood preservation efforts, including home rehabilitation and neighborhood restoration.

## **CITY COUNCIL STRATEGIC PRIORITIES**

1. Economic Development
2. Public Safety
3. Library
4. Infrastructure
5. Beautification, Community Engagement, and Quality of Life
6. Youth Programs

Objective 4.2: Develop and maintain a comprehensive Infrastructure Plan to invest in and deliver City infrastructure.

Objective 5.2: Promote the installation and maintenance of cost effective, low maintenance landscape, hardscape and other improvements which create a clean, inviting community.

## **ATTACHMENTS**

To view large attachments, please click your “bookmarks”



on the left hand side of this document for the necessary attachment.

1. Resolution Ordering Annexation - Amendment No. 83
2. Resolution Ordering Annexation - Amendment No. 84
3. Boundary Map - Amendment No. 83

- 4. Boundary Map - Amendment No. 84
- 5. Certificate of Election Official - Amendment No. 83
- 6. Certificate of Election Official - Amendment No. 84

**APPROVALS**

Budget Officer Approval	<u>✓ Approved</u>	10/29/23 8:59 PM
City Attorney Approval	<u>✓ Approved</u>	
City Manager Approval	<u>✓ Approved</u>	10/30/23 8:49 AM



## RESOLUTION NO. 2023-\_\_\_\_

A RESOLUTION OF THE CITY COUNCIL OF THE CITY OF MORENO VALLEY, CALIFORNIA, ORDERING THE ANNEXATION OF TERRITORY TO CITY OF MORENO VALLEY COMMUNITY FACILITIES DISTRICT NO. 2014-01 (MAINTENANCE SERVICES) AND APPROVING THE AMENDED MAP FOR SAID DISTRICT

WHEREAS, by its Resolution No. 2014-25, the City Council established the City of Moreno Valley Community Facilities District No. 2014-01 (Maintenance Services) (the "CFD"), a citywide district, pursuant to the Mello-Roos Community Facilities Act of 1982 (Government Code Section 53311 *et seq.*) (the "Act"); and

WHEREAS, by its Ordinance No. 874, the City Council authorized an annual special tax to be levied against all non-exempt parcels of real property within the CFD (the "Special Tax") to fund street lighting services and landscape maintenance services; and

WHEREAS, by its Ordinance No. 980, the City Council authorized an annual special tax to be levied against all non-exempt parcels of real property within the CFD to fund Drainage and Street Maintenance Services; and

WHEREAS, in order to permit landowners to efficiently annex developing parcels to the CFD, the City Council, by its Ordinance No. 980 designated the entire territory of the City as a future annexation area for the CFD and approved the third amended and restated rate and method of apportionment for the Special Tax; and

WHEREAS, the landowner of the parcel listed on Exhibit A to this Resolution, which is attached hereto and incorporated herein by reference, has submitted to the City a petition requesting and approving annexation of the listed parcel (the "Annexation Parcel") to the CFD; and

WHEREAS, the Annexation Parcel is comprised of the territory shown on the boundary map (the "Boundary Map") "Amendment No. 83 to Boundaries of City of Moreno Valley Community Facilities District No. 2014-01 (Maintenance Services), City of Moreno Valley, County of Riverside, State of California" which is included as Exhibit B to this Resolution, and incorporated herein by this reference; and

WHEREAS, the City Council desires to annex the Annexation Parcel to the CFD.

NOW, THEREFORE, THE CITY COUNCIL OF THE CITY OF MORENO VALLEY, CALIFORNIA, DOES HEREBY RESOLVE AS FOLLOWS:

1. Recitals. The above recitals are all true and correct and are herein incorporated.

1  
Resolution No. 2023-\_\_\_\_  
Date Adopted: November 7, 2023

2. Annexation Approved. The Annexation Parcel is hereby added to and part of the CFD with full legal effect. The Annexation Parcel is subject to the Special Tax associated with the Tax Rate Area indicated on Exhibit A to this Resolution.

3. Description of Services. The following is a general description of all services (the “Services”) provided in the CFD:

A. Landscape Maintenance Services: Maintaining, servicing, and operating landscape improvements and associated appurtenances located within the public right-of-way and within dedicated landscape easements for the CFD. These improvements may include but are not limited to parkways, medians, open space landscaping, fencing, monuments, ornamental lighting, drainage, turf, ground cover, shrubs, vines and trees, irrigation systems, and appurtenant facilities and structures. Fundable costs may include, but are not limited to: (i) contracting costs for landscape maintenance services, including litter removal, (ii) salaries and benefits of City staff, (iii) expenses related to equipment, apparatus, and supplies related to these services, (iv) City administrative and overhead costs associated with providing such services within the CFD, and (v) lifecycle costs associated with the repair and replacement of facilities.

B. Street Lighting Services: Maintaining, servicing, and operating street lights and appurtenant improvements. Fundable costs may include, but are not limited to: (i) contracting costs for street light maintenance, (ii) salaries and benefits of City staff, if the City directly provides street light maintenance services, (iii) utility expenses and the expense related to equipment, apparatus, and supplies related to these services and authorized by the Act, (iv) City administrative and overhead costs associated with providing such services for the CFD, and (v) lifecycle costs associated with the repair and replacement of facilities.

C. Drainage and Street Maintenance Services: Maintaining, servicing, and operating drainage improvements and maintaining streets. Drainage improvements include public improvements and appurtenance (and associated easements) that are designed or used to capture, retain, detain, remove, transport, or treat surface water and storm water runoff. Fundable costs may include, but are not limited to: (i) contracting costs for street and drainage maintenance services, including litter removal, (ii) salaries and benefits of City staff if the City directly provides these services, (iii) expenses related to equipment, apparatus, and supplies related to these services, (iv) City administrative and overhead costs associated with providing such services within the CFD, and (v) lifecycle costs associated with the repair and replacement of streets and drainage improvements.

The Annexation Parcel will only be provided with the services indicated on Exhibit A.

4. Amended Boundary Map. The Boundary Map attached hereto as Exhibit B is hereby approved. This map amends, and does not supersede, the existing maps of the CFD. The City Council directs that said map be filed with the Riverside County Recorder

2

Resolution No. 2023-\_\_\_\_  
Date Adopted: November 7, 2023

pursuant to Section 3113 of the Streets and Highways Code.

5. Notice of Special Tax Lien. The City Council directs that an amended notice of special tax lien be recorded pursuant to Section 3117.5 of the Streets and Highways Code with respect to the Annexation Parcel associated with the Boundary Map.

6. This Resolution shall be effective immediately upon adoption.

7. The City Clerk shall certify to the adoption of this Resolution, and shall maintain on file as a public record this Resolution.

8. Severability. That the City Council declares that, should any provision, section, paragraph, sentence or word of this Resolution be rendered or declared invalid by any final court action in a court of competent jurisdiction or by reason of any preemptive legislation, the remaining provisions, sections, paragraphs, sentences or words of this Resolution as hereby adopted shall remain in full force and effect.

9. Repeal of Conflicting Provisions. That all the provisions heretofore adopted by the City Council that are in conflict with the provisions of this Resolution are hereby repealed.

APPROVED AND ADOPTED this 7<sup>th</sup> day of November 2023.

\_\_\_\_\_  
Mayor of the City of Moreno Valley

ATTEST:

\_\_\_\_\_  
City Clerk

APPROVED AS TO FORM:

\_\_\_\_\_  
City Attorney

Resolution No. 2023-3  
Date Adopted: November 7, 2023

Attachment: Resolution Ordering Annexation - Amendment No. 83 (6336 : PURSUANT TO LANDOWNER PETITION, ANNEX A CERTAIN

**RESOLUTION JURAT**

STATE OF CALIFORNIA            )  
COUNTY OF RIVERSIDE        ) ss.  
CITY OF MORENO VALLEY        )

I, Jane Halstead, City Clerk of the City of Moreno Valley, California, do hereby certify that Resolution No. 2023-\_\_\_\_ was duly and regularly adopted by the City Council of the City of Moreno Valley at a regular meeting thereof held on the 7<sup>th</sup> day of November 2023 by the following vote:

AYES:

NOES:

ABSENT:

ABSTAIN:

(Council Members, Mayor Pro Tem and Mayor)

\_\_\_\_\_  
CITY CLERK

(SEAL)

Resolution No. 2023-\_\_\_\_ 4  
Date Adopted: November 7, 2023

Attachment: Resolution Ordering Annexation - Amendment No. 83 (6336 : PURSUANT TO LANDOWNER PETITION, ANNEX A CERTAIN

EXHIBIT A

List of Annexation Parcel(s)			
Boundary Map Amendment No.	Assessor's Parcel Numbers	Services	Tax Rate Area & Maintenance Category
Amendment No. 83	297-140-044	Street Lighting	SL-02
<p>Based on current development plans, it is anticipated that the Annexation Group will be in the Maintenance Category listed above; however all taxes will be calculated as set forth in the Rate and Method of Apportionment.</p> <p>The parcels associated with a given development constitute a separate Annexation Group for purpose of calculating the applicable Maintenance Category (where applicable) for each Tax Rate Area. The anticipated Maintenance Category (where applicable) is shown in parenthesis following the Tax Rate Area. All capitalized terms in this paragraph have the meanings set forth in the Rate and Method of Apportionment.</p>			

Attachment: Resolution Ordering Annexation - Amendment No. 83 (6336 : PURSUANT TO LANDOWNER PETITION, ANNEX A CERTAIN

5  
Resolution No. 2023-\_\_\_\_  
Date Adopted: November 7, 2023

# EXHIBIT B

## Boundary Map Amendment

SHEET 1 OF 1

**AMENDMENT NO. 83 TO BOUNDARIES OF CITY OF MORENO VALLEY  
COMMUNITY FACILITIES DISTRICT NO. 2014-01 (MAINTENANCE SERVICES)**

CITY OF MORENO VALLEY  
COUNTY OF RIVERSIDE  
STATE OF CALIFORNIA

THIS MAP AMENDS, BY ADDING THE ADDITIONAL TERRITORY SHOWN HEREON, THE BOUNDARY MAP FOR CITY OF MORENO VALLEY COMMUNITY FACILITIES DISTRICT NO. 2014-01 (MAINTENANCE SERVICES), CITY OF MORENO VALLEY, RIVERSIDE COUNTY, STATE OF CALIFORNIA, PRIOR RECORDED AT BOOK 76 OF MAPS OF ASSESSMENT AND COMMUNITY FACILITIES DISTRICTS AT PAGE 69, IN THE OFFICE OF THE COUNTY RECORDER FOR THE COUNTY OF RIVERSIDE, STATE OF CALIFORNIA.

FILED IN THE OFFICE OF THE CITY CLERK THIS \_\_\_\_\_ DAY OF \_\_\_\_\_ 20\_\_.

CITY CLERK: \_\_\_\_\_  
CITY OF MORENO VALLEY

I HEREBY CERTIFY THAT THE WITHIN MAP SHOWING AMENDED BOUNDARIES OF CITY OF MORENO VALLEY COMMUNITY FACILITIES DISTRICT NO. 2014-01 (MAINTENANCE SERVICES), CITY OF MORENO VALLEY, COUNTY OF RIVERSIDE, STATE OF CALIFORNIA, WAS APPROVED BY THE CITY COUNCIL OF THE CITY OF MORENO VALLEY AT A REGULAR MEETING THEREOF, HELD ON THE \_\_\_\_\_ DAY OF \_\_\_\_\_, 20\_\_, BY ITS RESOLUTION NO. \_\_\_\_\_.

CITY CLERK: \_\_\_\_\_  
CITY OF MORENO VALLEY

FILED THIS \_\_\_\_\_ DAY OF \_\_\_\_\_ 20\_\_ AT THE HOUR OF \_\_\_\_\_ O'CLOCK \_\_\_\_\_ M. IN THE BOOK \_\_\_\_\_ PAGE(S) \_\_\_\_\_ OF MAPS OF ASSESSMENTS AND COMMUNITY FACILITIES DISTRICTS AND INSTRUMENT NO. \_\_\_\_\_ IN THE OFFICE OF THE COUNTY RECORDER OF THE COUNTY OF RIVERSIDE, STATE OF CALIFORNIA.

COUNTY RECORDER: \_\_\_\_\_  
COUNTY OF RIVERSIDE  
STATE OF CALIFORNIA

REFERENCE IS MADE TO THAT BOUNDARY MAP OF THE COMMUNITY FACILITIES DISTRICT NO. 2014-01 (MAINTENANCE SERVICES) OF THE CITY OF MORENO VALLEY, COUNTY OF RIVERSIDE, CALIFORNIA, RECORDED WITH THE RIVERSIDE COUNTY RECORDER'S OFFICE ON FEBRUARY 22, 2014 IN BOOK 76 OF MAPS OF ASSESSMENTS AND COMMUNITY FACILITIES DISTRICTS, PAGE 69 AS INSTRUMENT NO. 2014-0266114.

REFERENCE IS FURTHER MADE TO ANNEXATION MAP NO. 3 OF COMMUNITY FACILITIES DISTRICT NO. 2014-01 (MAINTENANCE SERVICES) OF THE CITY OF MORENO VALLEY, COUNTY OF RIVERSIDE, CALIFORNIA, TERRITORY PROPOSED FOR ANNEXATION IN THE FUTURE, WITH THE CONDITION THAT PARCELS WITHIN THAT TERRITORY MAY BE ANNEXED ONLY WITH THE UNANIMOUS APPROVAL OF THE OWNER OR OWNERS OF EACH PARCEL OR PARCELS AT THE TIME THAT PARCEL OR THOSE PARCELS ARE ANNEXED) RECORDED WITH THE RIVERSIDE COUNTY RECORDER'S OFFICE ON MARCH 8, 2021 IN BOOK 86, PAGE 46 OF MAPS OF ASSESSMENTS AND COMMUNITY FACILITIES DISTRICTS AS INSTRUMENT NO. 2021-04866, WHICH DESIGNATED THE TERRITORY SHOWN HEREIN AS TERRITORY FOR FUTURE ANNEXATION TO THE COMMUNITY FACILITIES DISTRICT REFERENCED THEREON.

THE LINES AND DIMENSIONS OF EACH LOT OR PARCEL SHOWN ON THIS DIAGRAM SHALL BE THOSE LINES AND DIMENSIONS AS SHOWN ON THE RIVERSIDE COUNTY ASSESSOR'S MAPS FOR THOSE PARCELS LISTED.

THE RIVERSIDE COUNTY ASSESSOR'S MAPS SHALL GOVERN FOR ALL DETAILS CONCERNING THE LINES AND DIMENSIONS OF SUCH LOTS OR PARCELS.

**VICINITY MAP**

**Legend**

- Annexation Parcel
- Surrounding Area Parcels

1 inch = 150 feet

**WILLDAN**  
27565 Via Inductra, Suite 200  
Temecula, CA 92590  
(951) 967-0200

Attachment: Resolution Ordering Annexation - Amendment No. 83 (6336 : PURSUANT TO LANDOWNER PETITION, ANNEX A CERTAIN

6  
Resolution No. 2023-\_\_\_\_\_  
Date Adopted: November 7, 2023

## RESOLUTION NO. 2023-\_\_\_\_

A RESOLUTION OF THE CITY COUNCIL OF THE CITY OF MORENO VALLEY, CALIFORNIA, ORDERING THE ANNEXATION OF TERRITORY TO CITY OF MORENO VALLEY COMMUNITY FACILITIES DISTRICT NO. 2014-01 (MAINTENANCE SERVICES) AND APPROVING THE AMENDED MAP FOR SAID DISTRICT

WHEREAS, by its Resolution No. 2014-25, the City Council established the City of Moreno Valley Community Facilities District No. 2014-01 (Maintenance Services) (the "CFD"), a citywide district, pursuant to the Mello-Roos Community Facilities Act of 1982 (Government Code Section 53311 *et seq.*) (the "Act"); and

WHEREAS, by its Ordinance No. 874, the City Council authorized an annual special tax to be levied against all non-exempt parcels of real property within the CFD (the "Special Tax") to fund street lighting services and landscape maintenance services; and

WHEREAS, by its Ordinance No. 980, the City Council authorized an annual special tax to be levied against all non-exempt parcels of real property within the CFD to fund Drainage and Street Maintenance Services; and

WHEREAS, in order to permit landowners to efficiently annex developing parcels to the CFD, the City Council, by its Ordinance No. 980 designated the entire territory of the City as a future annexation area for the CFD and approved the third amended and restated rate and method of apportionment for the Special Tax; and

WHEREAS, the landowner of the parcel listed on Exhibit A to this Resolution, which is attached hereto and incorporated herein by reference, has submitted to the City a petition requesting and approving annexation of the listed parcel (the "Annexation Parcel") to the CFD; and

WHEREAS, the Annexation Parcel is comprised of the territory shown on the boundary map (the "Boundary Map") "Amendment No. 84 to Boundaries of City of Moreno Valley Community Facilities District No. 2014-01 (Maintenance Services), City of Moreno Valley, County of Riverside, State of California" which is included as Exhibit B to this Resolution, and incorporated herein by this reference; and

WHEREAS, the City Council desires to annex the Annexation Parcel to the CFD.

NOW, THEREFORE, THE CITY COUNCIL OF THE CITY OF MORENO VALLEY, CALIFORNIA, DOES HEREBY RESOLVE AS FOLLOWS:

1. Recitals. The above recitals are all true and correct and are herein incorporated.

1  
Resolution No. 2023-\_\_\_\_  
Date Adopted: November 7, 2023



2. Annexation Approved. The Annexation Parcel is hereby added to and part of the CFD with full legal effect. The Annexation Parcel is subject to the Special Tax associated with the Tax Rate Area indicated on Exhibit A to this Resolution.

3. Description of Services. The following is a general description of all services (the “Services”) provided in the CFD:

A. Landscape Maintenance Services: Maintaining, servicing, and operating landscape improvements and associated appurtenances located within the public right-of-way and within dedicated landscape easements for the CFD. These improvements may include but are not limited to parkways, medians, open space landscaping, fencing, monuments, ornamental lighting, drainage, turf, ground cover, shrubs, vines and trees, irrigation systems, and appurtenant facilities and structures. Fundable costs may include, but are not limited to: (i) contracting costs for landscape maintenance services, including litter removal, (ii) salaries and benefits of City staff, (iii) expenses related to equipment, apparatus, and supplies related to these services, (iv) City administrative and overhead costs associated with providing such services within the CFD, and (v) lifecycle costs associated with the repair and replacement of facilities.

B. Street Lighting Services: Maintaining, servicing, and operating street lights and appurtenant improvements. Fundable costs may include, but are not limited to: (i) contracting costs for street light maintenance, (ii) salaries and benefits of City staff, if the City directly provides street light maintenance services, (iii) utility expenses and the expense related to equipment, apparatus, and supplies related to these services and authorized by the Act, (iv) City administrative and overhead costs associated with providing such services for the CFD, and (v) lifecycle costs associated with the repair and replacement of facilities.

C. Drainage and Street Maintenance Services: Maintaining, servicing, and operating drainage improvements and maintaining streets. Drainage improvements include public improvements and appurtenance (and associated easements) that are designed or used to capture, retain, detain, remove, transport, or treat surface water and storm water runoff. Fundable costs may include, but are not limited to: (i) contracting costs for street and drainage maintenance services, including litter removal, (ii) salaries and benefits of City staff if the City directly provides these services, (iii) expenses related to equipment, apparatus, and supplies related to these services, (iv) City administrative and overhead costs associated with providing such services within the CFD, and (v) lifecycle costs associated with the repair and replacement of streets and drainage improvements.

The Annexation Parcel will only be provided with the services indicated on Exhibit A.

4. Amended Boundary Map. The Boundary Map attached hereto as Exhibit B is hereby approved. This map amends, and does not supersede, the existing maps of the CFD. The City Council directs that said map be filed with the Riverside County Recorder

2

Resolution No. 2023-\_\_\_\_  
Date Adopted: November 7, 2023



pursuant to Section 3113 of the Streets and Highways Code.

5. Notice of Special Tax Lien. The City Council directs that an amended notice of special tax lien be recorded pursuant to Section 3117.5 of the Streets and Highways Code with respect to the Annexation Parcel associated with the Boundary Map.

6. This Resolution shall be effective immediately upon adoption.

7. The City Clerk shall certify to the adoption of this Resolution, and shall maintain on file as a public record this Resolution.

8. Severability. That the City Council declares that, should any provision, section, paragraph, sentence or word of this Resolution be rendered or declared invalid by any final court action in a court of competent jurisdiction or by reason of any preemptive legislation, the remaining provisions, sections, paragraphs, sentences or words of this Resolution as hereby adopted shall remain in full force and effect.

9. Repeal of Conflicting Provisions. That all the provisions heretofore adopted by the City Council that are in conflict with the provisions of this Resolution are hereby repealed.

APPROVED AND ADOPTED this 7<sup>th</sup> day of November 2023.

\_\_\_\_\_  
Mayor of the City of Moreno Valley

ATTEST:

\_\_\_\_\_  
City Clerk

APPROVED AS TO FORM:

\_\_\_\_\_  
City Attorney

Resolution No. 2023-3  
Date Adopted: November 7, 2023

Attachment: Resolution Ordering Annexation - Amendment No. 84 (6336 : PURSUANT TO LANDOWNER PETITION, ANNEX A CERTAIN

**RESOLUTION JURAT**

STATE OF CALIFORNIA            )  
COUNTY OF RIVERSIDE        ) ss.  
CITY OF MORENO VALLEY        )

I, Jane Halstead, City Clerk of the City of Moreno Valley, California, do hereby certify that Resolution No. 2023-\_\_\_\_ was duly and regularly adopted by the City Council of the City of Moreno Valley at a regular meeting thereof held on the 7<sup>th</sup> day of November 2023 by the following vote:

AYES:

NOES:

ABSENT:

ABSTAIN:

(Council Members, Mayor Pro Tem and Mayor)

\_\_\_\_\_  
CITY CLERK

(SEAL)

Resolution No. 2023-\_\_\_\_ 4  
Date Adopted: November 7, 2023

Attachment: Resolution Ordering Annexation - Amendment No. 84 (6336 : PURSUANT TO LANDOWNER PETITION, ANNEX A CERTAIN

EXHIBIT A

List of Annexation Parcel(s)			
Boundary Map Amendment No.	Assessor's Parcel Numbers	Services	Tax Rate Area & Maintenance Category
Amendment No. 84	312-270-001	Street Lighting	SL-02
<p>Based on current development plans, it is anticipated that the Annexation Group will be in the Maintenance Category listed above; however all taxes will be calculated as set forth in the Rate and Method of Apportionment.</p> <p>The parcels associated with a given development constitute a separate Annexation Group for purpose of calculating the applicable Maintenance Category (where applicable) for each Tax Rate Area. The anticipated Maintenance Category (where applicable) is shown in parenthesis following the Tax Rate Area. All capitalized terms in this paragraph have the meanings set forth in the Rate and Method of Apportionment.</p>			

Attachment: Resolution Ordering Annexation - Amendment No. 84 (6336 : PURSUANT TO LANDOWNER PETITION, ANNEX A CERTAIN

5  
Resolution No. 2023-\_\_\_\_  
Date Adopted: November 7, 2023

# EXHIBIT B Boundary Map Amendment

SHEET 1 OF 1

**AMENDMENT NO. 84 TO BOUNDARIES OF CITY OF MORENO VALLEY  
COMMUNITY FACILITIES DISTRICT NO. 2014-01 (MAINTENANCE SERVICES)**

CITY OF MORENO VALLEY  
COUNTY OF RIVERSIDE  
STATE OF CALIFORNIA

(THIS MAP AMENDS BY ADDING THE ADDITIONAL TERRITORY SHOWN HEREON, THE BOUNDARY MAP FOR CITY OF MORENO VALLEY, COMMUNITY FACILITIES DISTRICT NO. 2014-01 (MAINTENANCE SERVICES), CITY OF MORENO VALLEY, RIVERSIDE COUNTY, STATE OF CALIFORNIA, PRIOR RECORDED AT BOOK 76 OF MAPS OF ASSESSMENT AND COMMUNITY FACILITIES DISTRICTS AT PAGE 69, IN THE OFFICE OF THE COUNTY RECORDER FOR THE COUNTY OF RIVERSIDE, STATE OF CALIFORNIA.)

FILED IN THE OFFICE OF THE CITY CLERK THIS \_\_\_\_\_ DAY OF \_\_\_\_\_ 20\_\_\_\_

CITY CLERK \_\_\_\_\_  
CITY OF MORENO VALLEY

I HEREBY CERTIFY THAT THE WITHIN MAP SHOWING AMENDED BOUNDARIES OF CITY OF MORENO VALLEY, COMMUNITY FACILITIES DISTRICT NO. 2014-01 (MAINTENANCE SERVICES), CITY OF MORENO VALLEY, COUNTY OF RIVERSIDE, STATE OF CALIFORNIA, WAS APPROVED BY THE CITY COUNCIL OF THE CITY OF MORENO VALLEY AT A REGULAR MEETING THEREOF, HELD ON THE \_\_\_\_\_ DAY OF \_\_\_\_\_ 20\_\_\_\_ BY ITS RESOLUTION NO. \_\_\_\_\_

CITY CLERK \_\_\_\_\_  
CITY OF MORENO VALLEY

FILED THIS \_\_\_\_\_ DAY OF \_\_\_\_\_ 20\_\_\_\_ AT THE HOUR OF \_\_\_\_\_ O'CLOCK \_\_\_\_\_ M. IN THE BOOK \_\_\_\_\_ PAGE(S) \_\_\_\_\_ OF MAPS OF ASSESSMENTS AND COMMUNITY FACILITIES DISTRICTS AND INSTRUMENT NO. \_\_\_\_\_ IN THE OFFICE OF THE COUNTY RECORDER OF THE COUNTY OF RIVERSIDE, STATE OF CALIFORNIA.

COUNTY RECORDER \_\_\_\_\_  
COUNTY OF RIVERSIDE  
STATE OF CALIFORNIA

REFERENCE IS MADE TO THAT BOUNDARY MAP OF THE COMMUNITY FACILITIES DISTRICT NO. 2014-01 (MAINTENANCE SERVICES) OF THE CITY OF MORENO VALLEY RECORDED WITH THE RIVERSIDE COUNTY RECORDER'S OFFICE ON FEBRUARY 20, 2014 IN BOOK 76 OF MAPS OF ASSESSMENTS AND COMMUNITY FACILITIES DISTRICTS, PAGE 69 AS INSTRUMENT NO. 2014-009614.

REFERENCE IS FURTHER MADE TO ANNEXATION MAP NO. 3 OF COMMUNITY FACILITIES DISTRICT NO. 2014-01 (MAINTENANCE SERVICES) OF THE CITY OF MORENO VALLEY, COUNTY OF RIVERSIDE, CALIFORNIA (TERRITORY PROPOSED FOR ANNEXATION IN THE FUTURE, WITH THE CONDITION THAT PARCELS WITHIN THAT TERRITORY MAY BE ANNEXED ONLY WITH THE UNANIMOUS APPROVAL OF THE OWNER OR OWNERS OF EACH PARCEL OR PARCELS AT THE TIME THAT PARCEL OR THOSE PARCELS ARE ANNEXED) RECORDED WITH THE RIVERSIDE COUNTY RECORDER'S OFFICE ON MARCH 8, 2021 IN BOOK 85, PAGE 48 OF MAPS OF ASSESSMENTS AND COMMUNITY FACILITIES DISTRICTS AS INSTRUMENT NO. 2021-014886, WHICH DESIGNATED THE TERRITORY SHOWN HEREIN AS TERRITORY FOR FUTURE ANNEXATION TO THE COMMUNITY FACILITIES DISTRICT REFERENCED THEREON.

THE LINES AND DIMENSIONS OF EACH LOT OR PARCEL SHOWN ON THIS DIAGRAM SHALL BE THOSE LINES AND DIMENSIONS AS SHOWN ON THE RIVERSIDE COUNTY ASSESSOR'S MAPS FOR THOSE PARCELS LISTED.

THE RIVERSIDE COUNTY ASSESSOR'S MAPS SHALL GOVERN FOR ALL DETAILS CONCERNING THE LINES AND DIMENSIONS OF SUCH LOTS OR PARCELS.

VICINITY MAP

**Legend**

- Annexation Parcel
- Surrounding Area Parcels
- City Boundaries

1 inch = 200 feet

**WILLDAN**  
27065 Via Industrial, Suite 200  
Temecula, CA 92592  
(951) 982-3000

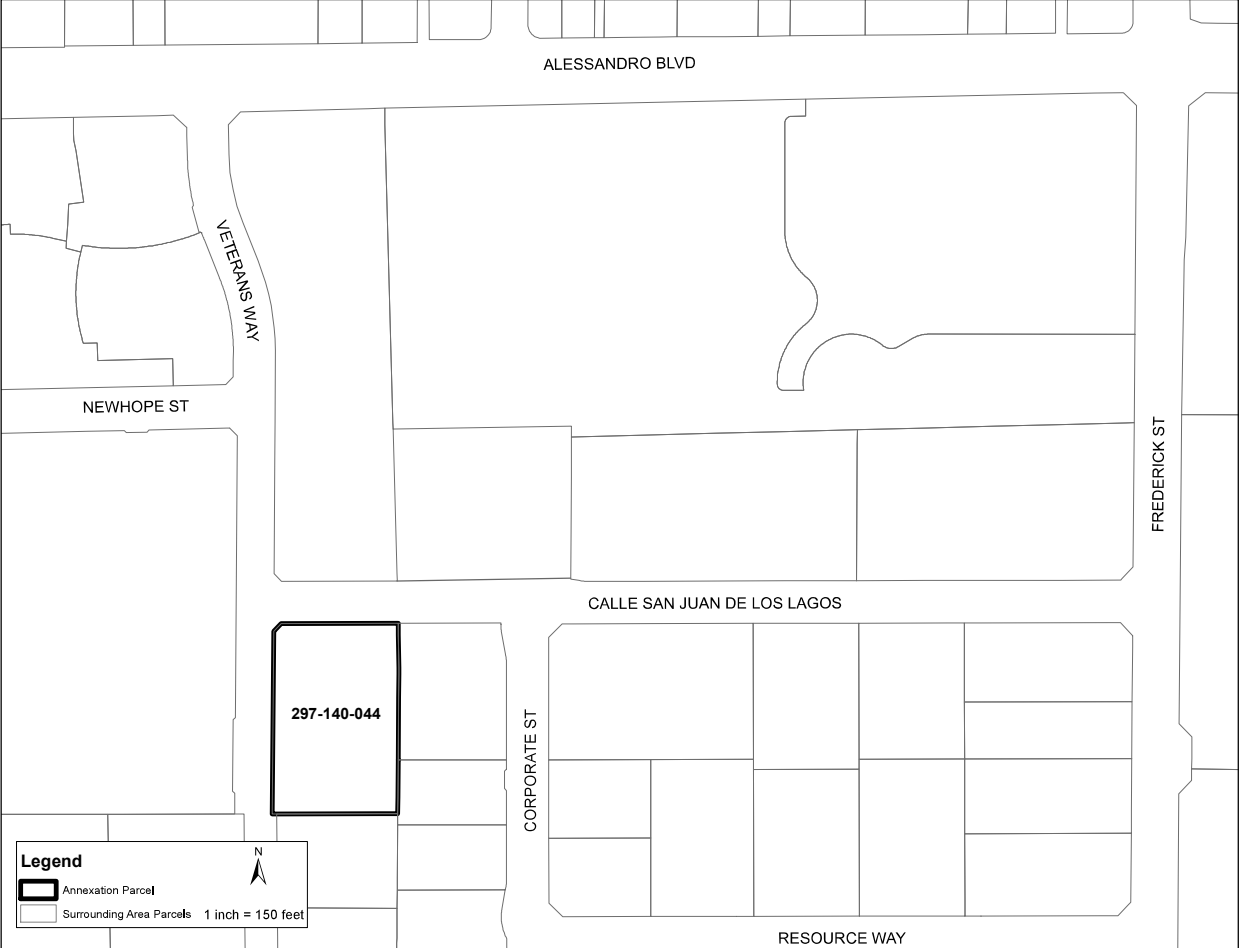
Attachment: Resolution Ordering Annexation - Amendment No. 84 (6336 : PURSUANT TO LANDOWNER PETITION, ANNEX A CERTAIN

6  
Resolution No. 2023-\_\_\_\_\_  
Date Adopted: November 7, 2023

# AMENDMENT NO. 83 TO BOUNDARIES OF CITY OF MORENO VALLEY COMMUNITY FACILITIES DISTRICT NO. 2014-01 (MAINTENANCE SERVICES)

CITY OF MORENO VALLEY  
COUNTY OF RIVERSIDE  
STATE OF CALIFORNIA

(THIS MAP AMENDS, BY ADDING THE ADDITIONAL TERRITORY SHOWN HEREON, THE BOUNDARY MAP FOR CITY OF MORENO VALLEY COMMUNITY FACILITIES DISTRICT NO. 2014-01 (MAINTENANCE SERVICES), CITY OF MORENO VALLEY, RIVERSIDE COUNTY, STATE OF CALIFORNIA, PRIOR RECORDED AT BOOK 76 OF MAPS OF ASSESSMENT AND COMMUNITY FACILITIES DISTRICTS AT PAGE 69, IN THE OFFICE OF THE COUNTY RECORDER FOR THE COUNTY OF RIVERSIDE, STATE OF CALIFORNIA.)



FILED IN THE OFFICE OF THE CITY CLERK THIS \_\_\_\_\_ DAY OF \_\_\_\_\_, 20\_\_\_\_.

CITY CLERK  
CITY OF MORENO VALLEY

I HEREBY CERTIFY THAT THE WITHIN MAP SHOWING AMENDED BOUNDARIES OF CITY OF MORENO VALLEY COMMUNITY FACILITIES DISTRICT NO. 2014-01 (MAINTENANCE SERVICES), CITY OF MORENO VALLEY, COUNTY OF RIVERSIDE, STATE OF CALIFORNIA, WAS APPROVED BY THE CITY COUNCIL OF THE CITY OF MORENO VALLEY AT A REGULAR MEETING THEREOF, HELD ON THE \_\_\_\_\_ DAY OF \_\_\_\_\_, 20\_\_\_\_, BY ITS RESOLUTION NO. \_\_\_\_\_.

CITY CLERK  
CITY OF MORENO VALLEY

FILED THIS \_\_\_\_\_ DAY OF \_\_\_\_\_, 20\_\_\_\_, AT THE HOUR OF \_\_\_\_\_ O'CLOCK \_\_\_\_\_ M. IN THE BOOK \_\_\_\_\_ PAGE(S) \_\_\_\_\_ OF MAPS OF ASSESSMENTS AND COMMUNITY FACILITIES DISTRICTS AND INSTRUMENT NO. \_\_\_\_\_ IN THE OFFICE OF THE COUNTY RECORDER OF THE COUNTY OF RIVERSIDE, STATE OF CALIFORNIA.

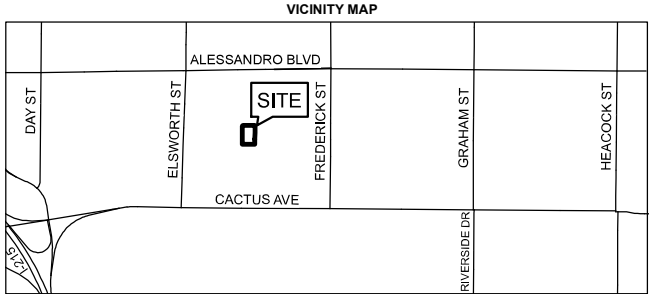
COUNTY RECORDER  
COUNTY OF RIVERSIDE  
STATE OF CALIFORNIA

REFERENCE IS MADE TO THAT BOUNDARY MAP OF THE COMMUNITY FACILITIES DISTRICT NO. 2014-01 (MAINTENANCE SERVICES) OF THE CITY OF MORENO VALLEY, COUNTY OF RIVERSIDE, CALIFORNIA (TERRITORY PROPOSED FOR ANNEXATION IN THE FUTURE) WITH THE CONDITION THAT PARCELS WITHIN THAT TERRITORY MAY BE ANNEXED ONLY WITH THE UNANIMOUS APPROVAL OF THE OWNER OR OWNERS OF EACH PARCEL OR PARCELS AT THE TIME THAT PARCEL OR THOSE PARCELS ARE ANNEXED) RECORDED WITH THE RIVERSIDE COUNTY RECORDER'S OFFICE ON MARCH 9, 2021 IN BOOK 86, PAGE 45 OF MAPS OF ASSESSMENTS AND COMMUNITY FACILITIES DISTRICTS AS INSTRUMENT NO. 2021-0149686, WHICH DESIGNATED THE TERRITORY SHOWN HEREIN AS TERRITORY FOR FUTURE ANNEXATION TO THE COMMUNITY FACILITIES DISTRICT REFERENCED THEREON.

REFERENCE IS FURTHER MADE TO ANNEXATION MAP NO. 3 OF COMMUNITY FACILITIES DISTRICT NO. 2014-01 (MAINTENANCE SERVICES) OF THE CITY OF MORENO VALLEY, COUNTY OF RIVERSIDE, CALIFORNIA (TERRITORY PROPOSED FOR ANNEXATION IN THE FUTURE) WITH THE CONDITION THAT PARCELS WITHIN THAT TERRITORY MAY BE ANNEXED ONLY WITH THE UNANIMOUS APPROVAL OF THE OWNER OR OWNERS OF EACH PARCEL OR PARCELS AT THE TIME THAT PARCEL OR THOSE PARCELS ARE ANNEXED) RECORDED WITH THE RIVERSIDE COUNTY RECORDER'S OFFICE ON MARCH 9, 2021 IN BOOK 86, PAGE 45 OF MAPS OF ASSESSMENTS AND COMMUNITY FACILITIES DISTRICTS AS INSTRUMENT NO. 2021-0149686, WHICH DESIGNATED THE TERRITORY SHOWN HEREIN AS TERRITORY FOR FUTURE ANNEXATION TO THE COMMUNITY FACILITIES DISTRICT REFERENCED THEREON.

THE LINES AND DIMENSIONS OF EACH LOT OR PARCEL SHOWN ON THIS DIAGRAM SHALL BE THOSE LINES AND DIMENSIONS AS SHOWN ON THE RIVERSIDE COUNTY ASSESSOR'S MAPS FOR THOSE PARCELS LISTED.

THE RIVERSIDE COUNTY ASSESSOR'S MAPS SHALL GOVERN FOR ALL DETAILS CONCERNING THE LINES AND DIMENSIONS OF SUCH LOTS OR PARCELS.



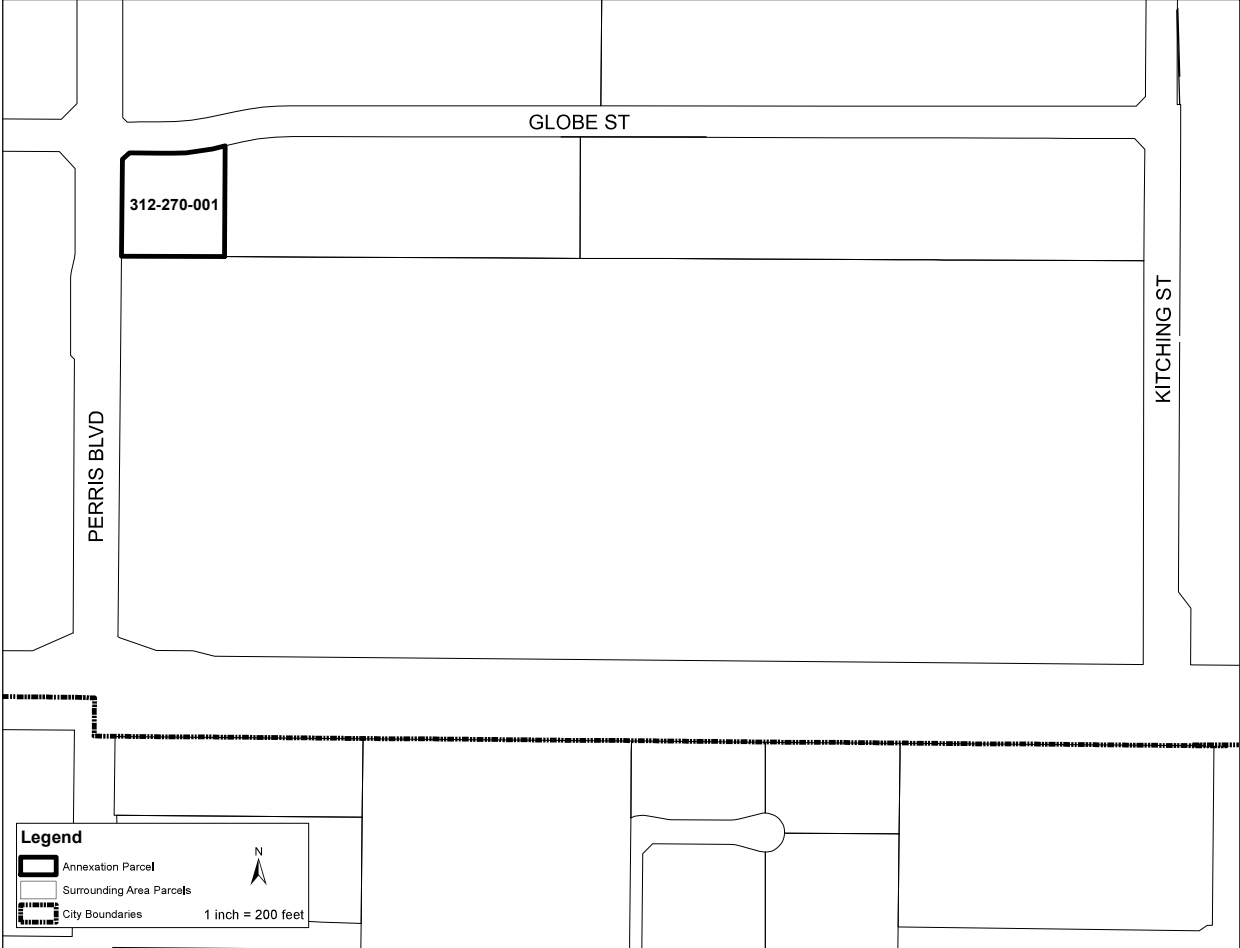
**WILLDAN**  
27368 Via Industria, Suite 200  
Temecula, CA 92590  
(951) 587-3500

Attachment: Boundary Map - Amendment No. 83 (6336 : PURSUANT TO LANDOWNER PETITION, ANNEX

# AMENDMENT NO. 84 TO BOUNDARIES OF CITY OF MORENO VALLEY COMMUNITY FACILITIES DISTRICT NO. 2014-01 (MAINTENANCE SERVICES)

CITY OF MORENO VALLEY  
COUNTY OF RIVERSIDE  
STATE OF CALIFORNIA

(THIS MAP AMENDS, BY ADDING THE ADDITIONAL TERRITORY SHOWN HEREON, THE BOUNDARY MAP FOR CITY OF MORENO VALLEY COMMUNITY FACILITIES DISTRICT NO. 2014-01 (MAINTENANCE SERVICES), CITY OF MORENO VALLEY, RIVERSIDE COUNTY, STATE OF CALIFORNIA, PRIOR RECORDED AT BOOK 76 OF MAPS OF ASSESSMENT AND COMMUNITY FACILITIES DISTRICTS AT PAGE 69, IN THE OFFICE OF THE COUNTY RECORDER FOR THE COUNTY OF RIVERSIDE, STATE OF CALIFORNIA.)



FILED IN THE OFFICE OF THE CITY CLERK THIS \_\_\_\_\_ DAY OF \_\_\_\_\_, 20\_\_.

CITY CLERK  
CITY OF MORENO VALLEY

I HEREBY CERTIFY THAT THE WITHIN MAP SHOWING AMENDED BOUNDARIES OF CITY OF MORENO VALLEY COMMUNITY FACILITIES DISTRICT NO. 2014-01 (MAINTENANCE SERVICES), CITY OF MORENO VALLEY, COUNTY OF RIVERSIDE, STATE OF CALIFORNIA, WAS APPROVED BY THE CITY COUNCIL OF THE CITY OF MORENO VALLEY AT A REGULAR MEETING THEREOF, HELD ON THE \_\_\_\_\_ DAY OF \_\_\_\_\_, 20\_\_, BY ITS RESOLUTION NO. \_\_\_\_\_.

CITY CLERK  
CITY OF MORENO VALLEY

FILED THIS \_\_\_\_\_ DAY OF \_\_\_\_\_, 20\_\_, AT THE HOUR OF \_\_\_\_\_ O'CLOCK \_\_\_\_\_ M. IN THE BOOK \_\_\_\_\_ PAGE(S) \_\_\_\_\_ OF MAPS OF ASSESSMENTS AND COMMUNITY FACILITIES DISTRICTS AND INSTRUMENT NO. \_\_\_\_\_ IN THE OFFICE OF THE COUNTY RECORDER OF THE COUNTY OF RIVERSIDE, STATE OF CALIFORNIA.

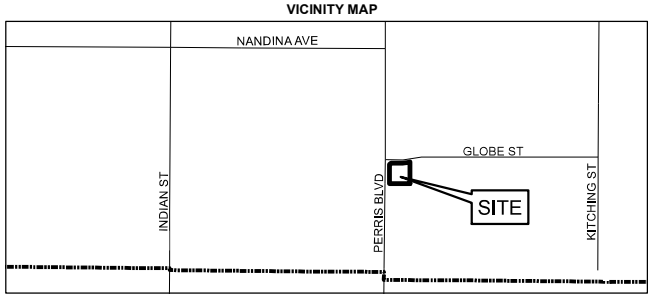
COUNTY RECORDER  
COUNTY OF RIVERSIDE  
STATE OF CALIFORNIA

REFERENCE IS MADE TO THAT BOUNDARY MAP OF THE COMMUNITY FACILITIES DISTRICT NO. 2014-01 (MAINTENANCE SERVICES) OF THE CITY OF MORENO VALLEY, COUNTY OF RIVERSIDE, CALIFORNIA, RECORDED IN THE COUNTY RECORDER'S OFFICE ON FEBRUARY 20, 2014 IN BOOK 76 OF MAPS OF ASSESSMENTS AND COMMUNITY FACILITIES DISTRICTS, PAGE 69 AS INSTRUMENT NO. 2014-0066114.

REFERENCE IS FURTHER MADE TO ANNEXATION MAP NO. 3 OF COMMUNITY FACILITIES DISTRICT NO. 2014-01 (MAINTENANCE SERVICES) OF THE CITY OF MORENO VALLEY, COUNTY OF RIVERSIDE, CALIFORNIA (TERRITORY PROPOSED FOR ANNEXATION IN THE FUTURE, WITH THE CONDITION THAT PARCELS WITHIN THAT TERRITORY MAY BE ANNEXED ONLY WITH THE UNANIMOUS APPROVAL OF THE OWNER OR OWNERS OF EACH PARCEL OR PARCELS AT THE TIME THAT PARCEL OR THOSE PARCELS ARE ANNEXED) RECORDED WITH THE RIVERSIDE COUNTY RECORDER'S OFFICE ON MARCH 9, 2021 IN BOOK 86, PAGE 45 OF MAPS OF ASSESSMENTS AND COMMUNITY FACILITIES DISTRICTS AS INSTRUMENT NO. 2021-0149686, WHICH DESIGNATED THE TERRITORY SHOWN HEREIN AS TERRITORY FOR FUTURE ANNEXATION TO THE COMMUNITY FACILITIES DISTRICT REFERENCED THEREON.

THE LINES AND DIMENSIONS OF EACH LOT OR PARCEL SHOWN ON THIS DIAGRAM SHALL BE THOSE LINES AND DIMENSIONS AS SHOWN ON THE RIVERSIDE COUNTY ASSESSOR'S MAPS FOR THOSE PARCELS LISTED.

THE RIVERSIDE COUNTY ASSESSOR'S MAPS SHALL GOVERN FOR ALL DETAILS CONCERNING THE LINES AND DIMENSIONS OF SUCH LOTS OR PARCELS.



**WILLDAN**  
27368 Via Industria, Suite 200  
Temecula, CA 92590  
(951) 587-3500

Attachment: Boundary Map - Amendment No. 84 (6336 : PURSUANT TO LANDOWNER PETITION, ANNEX

**CERTIFICATE OF ELECTION OFFICIAL  
AND CONFIRMATION OF LANDOWNER PETITION**

STATE OF CALIFORNIA            )  
COUNTY OF RIVERSIDE        ) ss.  
CITY OF MORENO VALLEY        )

The undersigned, Election Official of the City of Moreno Valley, County of Riverside, State of California, Does Hereby Certify that on **October 19, 2023**, I did verify the completeness of the Landowner Petition for the annexation of property into:

CITY OF MORENO VALLEY COMMUNITY FACILITIES DISTRICT NO. 2014-01  
(MAINTENANCE SERVICES) – AMENDMENT NO. 83

WITNESS my hand this **19** of **October**, 2023.



JANE HALSTEAD  
ELECTION OFFICIAL  
CITY OF MORENO VALLEY  
STATE OF CALIFORNIA

Attachment: Certificate of Election Official - Amendment No. 83 (6336 : PURSUANT TO LANDOWNER PETITION, ANNEX A CERTAIN PARCEL


**CERTIFICATE OF ELECTION OFFICIAL  
AND CONFIRMATION OF LANDOWNER PETITION**

STATE OF CALIFORNIA            )  
COUNTY OF RIVERSIDE        ) ss.  
CITY OF MORENO VALLEY        )

The undersigned, Election Official of the City of Moreno Valley, County of Riverside, State of California, Does Hereby Certify that on **October 19, 2023**, I did verify the completeness of the Landowner Petition for the annexation of property into:

CITY OF MORENO VALLEY COMMUNITY FACILITIES DISTRICT NO. 2014-01  
(MAINTENANCE SERVICES) – AMENDMENT NO. 84

WITNESS my hand this **19** of **October**, 2023.

  
\_\_\_\_\_  
JANE HALSTEAD  
ELECTION OFFICIAL  
CITY OF MORENO VALLEY  
STATE OF CALIFORNIA

Attachment: Certificate of Election Official - Amendment No. 84 (6336 : PURSUANT TO LANDOWNER PETITION, ANNEX A CERTAIN PARCEL





## Report to City Council

---

**TO:** Mayor and City Council

**FROM:** Brian Mohan, Assistant City Manager

**AGENDA DATE:** November 7, 2023

**TITLE:** RESOLUTION APPOINTING CITY TREASURER

---

### **RECOMMENDED ACTION**

#### **Recommendation:**

1. Adopt Resolution No. 2023-XX Appointing a City Treasurer.

### **SUMMARY**

California Government Code Section 34856 provides that when the office of the City Treasurer is made appointive, the appointment shall be made by the City Council. Currently, the Assistant City Manager/Chief Financial Officer/City Treasurer holds this designation.

On May 2, 2023, Council approved the Chief Financial Officer position in the current budget cycle.

### **DISCUSSION**

Since incorporation of the City, the Chief Financial Officer (or Finance Director) also held the title and responsibility of City Treasurer. The City Manager hired Launa Jimenez to the position of Chief Financial Officer effective October 28, 2023. Therefore, it is appropriate at this time for the City Council to adopt the proposed resolution appointing her as City Treasurer.

### **ALTERNATIVES**

1. Adopt the proposed resolution appointing Launa Jimenez as City Treasurer effective November 7, 2023. *Staff recommends this alternative to ensure that the duties and responsibilities of the Treasurer position continue to be achieved.*

- 2. Do not adopt the proposed resolution and provide staff with further direction.

**FISCAL IMPACT**

None.

**NOTIFICATION**

Publication of the agenda.

**PREPARATION OF STAFF REPORT**

Prepared By:  
Brian Mohan  
Assistant City Manager (Administration)

Approved By:  
Brian Mohan  
Assistant City Manager (Administration)

**CITY COUNCIL GOALS**

**Revenue Diversification and Preservation.** Develop a variety of City revenue sources and policies to create a stable revenue base and fiscal policies to support essential City services, regardless of economic climate.

**Positive Environment.** Create a positive environment for the development of Moreno Valley's future.

**CITY COUNCIL STRATEGIC PRIORITIES**

- 1. Economic Development
- 2. Public Safety
- 3. Library
- 4. Infrastructure
- 5. Beautification, Community Engagement, and Quality of Life
- 6. Youth Programs

**ATTACHMENTS**

To view large attachments, please click your “bookmarks”  on the left hand side of this document for the necessary attachment.

- 1. Treasurer Resolution

**APPROVALS**

Budget Officer Approval	<u>      ✓ Approved      </u>	10/31/23 7:53 AM
City Attorney Approval	<u>      ✓ Approved      </u>	

City Manager Approval

✓ Approved

10/31/23 2:50 PM

**RESOLUTION NO. 2023-\_\_**

**A RESOLUTION OF THE CITY COUNCIL OF THE CITY OF MORENO VALLEY, CALIFORNIA, APPOINTING LAUNA JIMENEZ AS TREASURER OF THE CITY OF MORENO VALLEY**

**WHEREAS**, California Government Code Section 34856 provides that when the office of the City Treasurer is made appointive, the appointment shall be made by the City Council; and

**WHEREAS**, pursuant to Moreno Valley Municipal Code (“MVMC”) Section 2.15.010, the City Treasurer holds such office at the pleasure of the City Council; and

**WHEREAS**, pursuant to Government Code Section 41007 the Treasurer shall receive such compensation as may be provided by the City Council; and

**WHEREAS**, MVMC Section 2.15.030 further provides that the function of the City Treasurer shall be to perform such duties as are prescribed by California Government Code Sections 41000 through 41007, and by any other provisions of law applicable to the deposit, investment and safekeeping of public funds of the City; and

**WHEREAS**, the duties of the Treasurer under the Government Code include: (a) receiving and safely keep all money coming into her/his hands as Treasurer; (b) complying with all laws governing the deposit and securing of public funds and the handling of trust funds in the Treasurer’s possession; (c) paying out money only on warrants signed by legally designated persons; (d) regularly, at least once each month, submitting to the City Clerk a written report and accounting of all receipts, disbursements, and fund balances and filing a copy with the City Council; (e) performing such duties relative to the collection of City taxes and license fees as are prescribed by ordinance; and (f) appointing deputies for whose acts she/he and her/his bondsmen are responsible.

**NOW, THEREFORE, THE CITY COUNCIL OF THE CITY OF MORENO VALLEY, CALIFORNIA, DOES HEREBY RESOLVE AS FOLLOWS:**

**Section 1.            Recitals**

That the recitals set forth hereinabove are true and correct.

**Section 2.            Appointment of City Treasurer**

That the City Council hereby appoints Launa Jimenez to serve as City Treasurer, on at will-basis, commencing November 07, 2023, until such time a new City Treasurer is appointed by City Council or the City Treasurer resigns.

1  
Resolution No. 2023-\_\_  
Date Adopted: November 7, 2023

Attachment: Treasurer Resolution (6435 : RESOLUTION APPOINTING CITY TREASURER)

**Section 3.          Duties.**

That the Treasurer shall perform those duties as may be set forth in the Moreno Valley Municipal Code and any applicable local, state or federal laws, rules, regulations and policies, including but not limited to, California Government Code Sections 41000 through 41007, in a competent, professional and satisfactory manner in accordance with the standards and customary, reasonable and prudent practices prevalent in the profession or position for such services.

**Section 4.          Bonding.**

That an official bond for the Treasurer be filed in an amount deemed sufficient by the City Manager, Chief Financial Officer and Risk Manager with the consent of the City Attorney.

**Section 5.          Severability.**

That should any provision, section, paragraph, sentence or word of this Resolution be rendered or declared invalid by any final court action in a court of competent jurisdiction or by reason of any preemptive legislation, the remaining provisions, sections, paragraphs, sentences or words of this Resolution as hereby adopted shall remain in full force and effect.

**Section 6.          Repeal of Conflicting Provisions.**

That all the provisions heretofore adopted by the City Council that are in conflict with the provisions of this Resolution are hereby repealed.

**Section 7.          Effective Date.**

That this Resolution shall take effect upon its adoption.

**Section 8.          Certification.**

That the City Clerk shall certify to the passage and adoption of this Resolution and enter it into the book of original resolutions.

Attachment: Treasurer Resolution (6435 : RESOLUTION APPOINTING CITY TREASURER)

APPROVED AND ADOPTED this 7th day of November 2023.

\_\_\_\_\_  
Mayor of the City of Moreno Valley

ATTEST:

\_\_\_\_\_  
City Clerk

APPROVED AS TO FORM:

\_\_\_\_\_  
City Attorney

Attachment: Treasurer Resolution (6435 : RESOLUTION APPOINTING CITY TREASURER)

Resolution No. 2023-3  
Date Adopted: November 7, 2023

**RESOLUTION JURAT**

STATE OF CALIFORNIA            )  
COUNTY OF RIVERSIDE        ) ss.  
CITY OF MORENO VALLEY        )

I, Jane Halstead, City Clerk of the City of Moreno Valley, California, do hereby certify that Resolution No. 2023-\_\_ was duly and regularly adopted by the City Council of the City of Moreno Valley at a regular meeting thereof held on the 7<sup>th</sup> day of November 2023 by the following vote:

AYES:

NOES:

ABSENT:

ABSTAIN:

(Council Members, Mayor Pro Tem and Mayor)

\_\_\_\_\_  
City Clerk

(SEAL)

Attachment: Treasurer Resolution (6435 : RESOLUTION APPOINTING CITY TREASURER)

Resolution No. 2023-\_\_<sup>4</sup>  
Date Adopted: November 7, 2023



## Report to City Council

---

**TO:** Mayor and City Council  
 Mayor and City Council Acting in its Capacity as  
 President and Members of the Board of Directors of the  
 Moreno Valley Community Services District (CSD)

**FROM:** Jeremy Bubnick, Parks & Community Services Director

**AGENDA DATE:** November 7, 2023

**TITLE:** 2024 SPECIAL EVENTS CALENDAR

---

### **RECOMMENDED ACTION**

#### **Recommendation:**

1. Receive and file the 2024 Special Events Calendar.

### **SUMMARY**

Staff recommends that the City Council receive and file the 2024 Special Events Calendar. This was published on the Parks and Community Services Subcommittee agenda.

### **DISCUSSION**

To keep Council best informed of citywide events, staff has prepared a Special Events Calendar and will begin the planning stages for year 2024. This was published on the Parks and Community Services Subcommittee agenda.

### **ALTERNATIVES**

1. Receive and file as presented in this staff report.
2. Do not receive and file as presented and provide direction to staff.

### **FISCAL IMPACT**

There is no direct impact to the General Fund.



**NOTIFICATION**

Posting of the agenda.

**PREPARATION OF STAFF REPORT**

Prepared By:  
Claudia Torres  
Special Events & Facilities Division Manager

Department Head Approval:  
Jeremy Bubnick  
Parks and Community Services Director

**CITY COUNCIL GOALS**

None

**CITY COUNCIL STRATEGIC PRIORITIES**

- 1. Economic Development
- 2. Public Safety
- 3. Library
- 4. Infrastructure
- 5. Beautification, Community Engagement, and Quality of Life
- 6. Youth Programs

Objective 5.5: Promote a healthy community and lifestyle.

Objective 6.2: Improve health, wellness and fitness for Moreno Valley youth through recreation and sports programs.

**ATTACHMENTS**

To view large attachments, please click your “bookmarks”



on the left hand side of this document for the necessary attachment.

- 1. 2024 Calendar of Events - Proposal

**APPROVALS**

Budget Officer Approval	<u>      ✓ Approved      </u>	10/29/23 10:52 PM
City Attorney Approval	<u>      ✓ Approved      </u>	
City Manager Approval	<u>      ✓ Approved      </u>	10/30/23 8:50 AM

## 2024 Special Event Calendar - Proposal

	Event	Day	Date	Start Time	End Time	Location
<b>January</b>						
<i>Dark</i>						
<b>February</b>						
1	Beautify Moval	Saturday	February 10, 2024	8:00 AM	12:00 PM	TBD
<b>March</b>						
2	Multicultural Festival	Saturday	March 9, 2024	1:00 PM	5:00 PM	Civic Center Amphitheater
3	Springtastic	Saturday	March 23, 2024	9:00 AM	11:30 AM	Sunnymead Park
4	Adult Flashlight Egg Scramble	Saturday	March 23, 2024	6:30 PM	9:00 PM	Lasselle Sports Park
<b>April</b>						
5	Earth Day/Arbor Day	Saturday	April 20, 2024	10:00 AM	1:00 PM	Civic Center Amphitheater
<b>May</b>						
6	Public Safety Expo	Saturday	May 18, 2024	10:00 AM	2:00 PM	Calle San De Juan Los Lagos
<b>June</b>						
7	Beautify Moval	Saturday	June 8, 2024	8:00 AM	12:00 PM	TBD
8	Juneteenth	Saturday	June 15, 2024	1:00 PM	5:00 PM	Civic Center Amphitheater
9	Moval Rocks - Concert	Thursday	June 27, 2024	6:30 PM	8:30 PM	Civic Center Amphitheater
10	Moval Movies - Movie	Friday	June 28, 2024	7:00 PM	9:00 PM	Civic Center Amphitheater
<b>July</b>						
11	4th of July Parade	Thursday	July 4, 2024	9:30 AM	12:00 PM	N Frederick St. beginning at Alessandro Blvd.
12	4th of July FunFest	Thursday	July 4, 2024	3:00 PM	9:30 PM	Civic Center Amphitheater
13	Moval Rocks - Concert	Thursday	July 11, 2024	6:30 PM	8:30 PM	Civic Center Amphitheater
14	Moval Movies - Movie	Friday	July 12, 2024	7:00 PM	9:00 PM	Civic Center Amphitheater
15	Moval Rocks - Concert	Thursday	July 18, 2024	6:30 PM	8:30 PM	Civic Center Amphitheater
16	Moval Movies - Movie	Friday	July 19, 2024	7:00 PM	9:00 PM	Civic Center Amphitheater
17	Moval Rocks - Concert	Thursday	July 25, 2024	6:30 PM	8:30 PM	Civic Center Amphitheater
18	Moval Movies - Movie	Friday	July 26, 2024	7:00 PM	9:00 PM	Civic Center Amphitheater
<b>August</b>						
19	Moval Rocks - Concert	Thursday	August 1, 2024	6:30 PM	8:30 PM	Civic Center Amphitheater
20	Moval Movies - Movie	Friday	August 2, 2024	7:00 PM	9:00 PM	Civic Center Amphitheater
21	National Night Out	Tuesday	August 6, 2024	5:00 PM	8:00 PM	Celebration Park
<b>September</b>						
22	El Grito	Sunday	September 15, 2024	6:00 PM	10:00 PM	Civic Center Amphitheater
<b>October</b>						
23	Beautify Moval	Saturday	October 12, 2023	8:00 AM	12:00 PM	TBD
<b>November</b>						
24	Day of the Dead	Friday	November 1, 2024	6:00 PM	10:00 PM	Civic Center Amphitheater
26	Fun Color Run	Saturday	November 16, 2024	8:00 AM	12:00 PM	Civic Center Amphitheater
<b>December</b>						
27	Snow Day	Saturday	December 7, 2024	10:00 AM	5:00 PM	Civic Center Amphitheater
28	Holiday Tree Lighting/40th Birthday	Saturday	December 7, 2024	5:45 PM	7:00 PM	City Hall

Attachment: 2024 Calendar of Events - Proposal (6406 : 2024 SPECIAL EVENTS CALENDAR)



## Report to City Council

---

**TO:** Mayor and City Council

**FROM:** Michael Lloyd, Assistant City Manager (Development)

**AGENDA DATE:** November 7, 2023

**TITLE:** AUTHORIZE A PURCHASE AGREEMENT WITH ONESOURCE SUPPLY SOLUTIONS FOR THE PURCHASE OF STOCK MATERIALS FOR MORENO VALLEY UTILITY (MVU)

---

### **RECOMMENDED ACTION**

#### **Recommendations:**

1. Authorize the City Manager to enter into a Purchase Agreement with OneSource Supply Solutions for the purchase of various electrical items used for general stock and emergency response by Moreno Valley Utility, funded by MVU's operating (6010) and capital funds (6011); and
2. Authorize the purchase of various electrical items as needed for general stock and emergency response in an amount not to exceed a total of \$9,157,650 for fiscal years 2023/2024 through 2027/2028; and
3. Authorize the City Attorney and City Manager to make minor adjustments to the Agreement with OneSource to ensure execution of said Agreement, within the parameters contained herein, and
4. Authorize the City Manager to execute any subsequent Amendments to the Agreements with OneSource Supply Solutions within Council approved annual budgeted amounts, including the authority to authorize the associated purchase orders in accordance with the terms of the Agreement, subject to the approval of the City Attorney.

### **SUMMARY**

This report recommends authorizing a purchase agreement to OneSource Supply Solutions for the purchase of various electrical items used for maintenance and repair,

as well as for emergency response, for the replacement of streetlights, switches, transformers, fuses, and splices/components for Moreno Valley Utility. The purchase of these items will allow Moreno Valley Utility to replace MVU infrastructure as needed during normal operation as well as during an emergency response, ensuring the reliability of the system. MVU operating and capital funds will fund equipment purchases up to the amount authorized for fiscal years 2023-2024 through 2027-2028. The total not to exceed value of \$9,157,650 was based on an initial value of \$1,500,000 for fiscal year 2023-2024, with annual escalations factored in to account for both potential future price escalations and MVU system growth.

## **DISCUSSION**

Electric utilities across the state, both investor-owned and publicly owned, keep on-hand an inventory of items needed to make timely repairs or replacement of equipment that are part of the infrastructure system. The timely repairs or replacement of equipment helps to maintain reliability of the electrical distribution system and are key to the continuous emergency response operations of the utility.

A Request for Quote (RFQ) was placed in OpenGov, the City's online bidding portal, from September 21, 2023 through October 12, 2023. All RFQ Questions and Answers were posted on OpenGov.

OneSource Supply Solutions was the only respondent who bid on all required items. Staff suspects that the low number of responses is due to volatility in the market caused by supply chain issues affecting manufacturers and distributors of electrical equipment which originated during the pandemic and have remained in the market since. The pricing provided by OneSource Supply Solutions is reasonable compared to prior year's pricing and current market conditions, accounting for market fluctuations and is within the original engineer's estimate for these pieces of equipment. As such, staff recommends to enter into a purchase agreement with OneSource Supply Solutions to purchase materials as needed to maintain equipment stock for maintenance and repair as well as emergency response purposes.

## **ALTERNATIVES**

1. Approve and authorize the recommended actions as presented in this staff report. *Staff recommends this alternative because it will allow the utility to offer timely and needed repairs or replacement to the infrastructure system that serves MVU customers.*
2. Do not approve and authorize the recommended actions as presented in this staff report. *Staff does not recommend this alternative because it will delay the repair or replacement of infrastructure needed to serve MVU customers.*

## **FISCAL IMPACT**

The equipment purchases will be paid from MVU operating and capital funds. There is no impact to the General Fund.

Funds are available in account numbers 6010-70-80-45510-710134 and 6011-70-80-45510-720199 for Fiscal Year 2023/2024.

## **NOTIFICATION**

Publication of the Agenda.

## **PREPARATION OF STAFF REPORT**

Prepared By:  
Kamran Aladross  
Sr. Electrical Engineer

Department Head Approval:  
Melissa Walker, P.E.  
Public Works Director/City Engineer

Concurred By:  
Jason Niccoli  
Electric Utility Division Manager

## **CITY COUNCIL GOALS**

**Public Safety**. Provide a safe and secure environment for people and property in the community, control the number and severity of fire and hazardous material incidents, and provide protection for citizens who live, work and visit the City of Moreno Valley.

**Public Facilities and Capital Projects**. Ensure that needed public facilities, roadway improvements, and other infrastructure improvements are constructed and maintained.

## **CITY COUNCIL STRATEGIC PRIORITIES**

1. **Economic Development**
2. **Public Safety**
3. **Library**
4. **Infrastructure**
5. **Beautification, Community Engagement, and Quality of Life**
6. **Youth Programs**

Objective 1.1: Proactively attract high-quality businesses.

Objective 1.2: Market all the opportunities for quality industrial development in Moreno Valley by promoting all high-profile industrial and business projects that set the City apart from others.


Objective 1.3: Promote local hiring through the expansion of local, quality, high paying jobs, and workforce development efforts.

Objective 1.4: Promote the development of the Medical Corridor along Nason Street to meet health care demands for residents of Moreno Valley and the region, bring quality jobs, and create business opportunities for ancillary support businesses in the health care industry.

Objective 1.5: Showcase Moreno Valley’s unique assets.

Objective 1.6: Establish Moreno Valley as the worldwide model in logistics development.


**ATTACHMENTS**

To view large attachments, please click your “bookmarks”  on the left hand side of this document for the necessary attachment.

- 1. Proposal Document Report - 2024-024
- 2. Draft - Purchase Agreement - 2024-024

**APPROVALS**

Budget Officer Approval	<u>✓ Approved</u>	10/31/23 8:54 AM
City Attorney Approval	<u>✓ Approved</u>	
City Manager Approval	<u>✓ Approved</u>	10/31/23 2:51 PM



City of Moreno Valley  
Moreno Valley Utility  
Jason Niccoli, Acting Electric Utility Division Manager  
14177 Frederick Street, Moreno Valley, CA 92552

## PROPOSAL DOCUMENT REPORT

RFQ No. 2024-024

Electrical Distribution Materials Purchase

RESPONSE DEADLINE: October 12, 2023 at 2:00 pm

Report Generated: Monday, October 30, 2023

## One Source Supply Solutions Proposal

### CONTACT INFORMATION

**Company:**

One Source Supply Solutions

**Email:**

mcarr@1sourcesupplysolutions.com

**Contact:**

Mitch Carr

**Address:**

4278 N. Harbor Blvd.  
Fullerton, CA 92835

**Phone:**

N/A

**Website:**

<https://www.my-oss.com/>

**Submission Date:**

Oct 10, 2023 4:16 PM

**ADDENDA CONFIRMATION**

No addenda issued

**QUESTIONNAIRE**

**1. Please upload your proposal.\***

Pass

Distribution\_Switches.csv Distribution\_Transformers.csv Fuses.csv Streetlight\_Poles.csv Distribution\_Seperable\_Components\_Splices.csv  
vTax\_and\_Delivery\_(3).csv City\_of\_Moreno\_Valley\_2024-024.docx

**PRICE TABLES**

**DISTRIBUTION SWITCHES**

Line Item	Description	Quantity	Unit of Measure	Unit Cost	Total	PPI segment code(s) For Annual Price Escalator Rate
New 15kV 600Amp Type PME 9 Switch	PME-9 65552R1-M1-Q200 S&C CATALOG NUMBER: 65552R1-M1-Q200 VOLTS: 14400 AMPERES: 600 PAD-MOUNTED GEAR -- OUTDOOR PRIMARY DISTRIBUTION -- MANUAL MODEL PME-9 WITH SPECIAL FEATURES M1-600 AMP BUSHINGS WITHOUT STUDS	2	Unit	\$26,416.00	\$52,832.00	WPU117822 Or PCU221122221122



PROPOSAL DOCUMENT REPORT  
 RFQ No. 2024-024  
 Electrical Distribution Materials Purchase

Line Item	Description	Quantity	Unit of Measure	Unit Cost	Total	PPI segment code(s) For Annual Price Escalator Rate
New 15kV 600Amp Type PME 10 Switch	PME-10 654242R1-M1-S323 S&C CATALOG NUMBER: 65242R1-M1-S323 VOLTS: 14400 AMPERES: 600 PAD-MOUNTED GEAR -- OUTDOOR PRIMARY DISTRIBUTION -- MANUAL MODEL PME-10 WITH SPECIAL FEATURES M1-600 AMP BUSHINGS WITHOUT STUDS	4	Unit	\$28,125.00	\$112,500.00	WPU117822 Or PCU221122221122
New 15kV 600Amp Type PME 11 Switch	PME-11 65562r1-M1-Q200 &C CATALOG NUMBER: 65562R1-M1-Q200 VOLTS: 14400 AMPERES: 600 PAD-MOUNTED GEAR -- OUTDOOR PRIMARY DISTRIBUTION -- MANUAL MODEL PME-11 WITH SPECIAL FEATURES M1-600 AMP BUSHINGS WITHOUT STUDS	2	Unit	\$27,027.00	\$54,054.00	WPU117822 Or PCU221122221122
<b>TOTAL</b>					<b>\$219,386.00</b>	

DISTRIBUTION TRANSFORMERS

Line Item	Description	Quantity	Unit of Measure	Unit Cost	Total	PPI segment code(s) For Annual Price Escalator Rate
New 25 KVA Single Phase Pad-mounted Transformer	GE Prolec or equivalent 25 KVA Type OA Single Phase Pad-mounted Transformer. 6900V – 240V/120V, w/ 5 tap positions, each position 2 1/2% apart, 95 kv BIL, 60 Hz, Mini-Pad-mount Loop feed, 2 Bushing Wells, A (Single Parking Stand), Hood Depth 17 Stud type Secondary Bushings - Bayonet Exp. Fuse+Iso link	5	Unit	\$6,125.00	\$30,625.00	PCU32733273 Or PCU221122221122

PROPOSAL DOCUMENT REPORT  
 RFQ No. 2024-024  
 Electrical Distribution Materials Purchase

Line Item	Description	Quantity	Unit of Measure	Unit Cost	Total	PPI segment code(s) For Annual Price Escalator Rate
New 75 KVA Single Phase Pad-mounted Transformer	GE Prolec or equivalent 75 KVA Type OA Single Phase Pad-mounted Transformer. 6900V – 240V/120V, w/ 5 tap positions, each position 2 1/2% apart, 95 kv BIL, 60 Hz, Mini-Pad-mount Loop feed, 2 Bushing Wells, A (Single Parking Stand), Hood Depth 17 Stud type Secondary Bushings - Bayonet Exp. Fuse+Iso link	10	Unit	\$8,000.00	\$80,000.00	PCU32733273 Or PCU221122221122
New 167 KVA Single Phase Pad-mounted Transformer	GE Prolec or equivalent 167 KVA Type OA Single Phase Pad-mounted Transformer. 6900V – 240V/120V, w/ 5 tap positions, each position 2 1/2% apart, 95 kv BIL, 60 Hz, Mini-Pad-mount Loop feed, 2 Bushing Wells, A (Single Parking Stand), Hood Depth 17 Stud type Secondary Bushings - Bayonet Exp. Fuse+Iso link	5	Unit	\$10,815.00	\$54,075.00	PCU32733273 Or PCU221122221122
New 150 KVA Three Phase Pad-mounted Transformer	GE Prolec or equivalent 150 KVA Type OA Three Phase Pad-mounted Transformer. Delta Wye 12000 - 208/120, w/ 5 tap positions, each position 2 1/2% apart, 95 kv BIL, 60 Hz, Pad-mount Loop feed, 2-pos 3-ph loadbreak switch primary side switch, 6 Bushing Wells, 5 or 6 Parking Stands, Hood Depth 17 Stud type Secondary Bushings, Bayonet Exp. Fuse+Iso link	1	Unit	\$23,559.00	\$23,559.00	PCU32733273 Or PCU221122221122
New 300 KVA Three Phase Pad-mounted Transformer	GE Prolec or equivalent 300 KVA Type OA Three Phase Pad-mounted Transformer. Delta Wye 12000 - 208/120, w/ 5 tap positions, each position 2 1/2% apart, 95 kv BIL, 60 Hz, Pad-mount Loop feed, 2-pos 3-ph loadbreak switch primary side switch, 6 Bushing Wells, 5 or 6 Parking Stands, Hood Depth 17 Stud type Secondary Bushings, Bayonet Exp. Fuse+Iso link	3	Unit	\$28,000.00	\$84,000.00	PCU32733273 Or PCU221122221122

Attachment: Proposal Document Report - 2024-024 (6347 : APPROVE PURCHASE FOR NEW INVENTORY)

PROPOSAL DOCUMENT REPORT  
 RFQ No. 2024-024  
 Electrical Distribution Materials Purchase

Line Item	Description	Quantity	Unit of Measure	Unit Cost	Total	PPI segment code(s) For Annual Price Escalator Rate
New 500 KVA Three Phase Pad-mounted Transformer	GE Prolec or equivalent 500 KVA Type OA Three Phase Pad-mounted Transformer. Delta Wye 12000 - 208/120, w/ 5 tap positions, each position 2 1/2% apart, 95 kv BIL, 60 Hz, Pad-mount Loop feed, 2-pos 3-ph loadbreak switch primary side switch, 6 Bushing Wells, 5 or 6 Parking Stands, Hood Depth 17 Stud type Secondary Bushings, Bayonet Exp. Fuse+Iso link	1	Unit	\$34,899.00	\$34,899.00	PCU32733273 Or PCU221122221122
New 750 KVA Three Phase Pad-mounted Transformer	GE Prolec or equivalent 750 KVA Type OA Three Phase Pad-mounted Transformer. Delta Wye 12000 - 208/120, w/ 5 tap positions, each position 2 1/2% apart, 95 kv BIL, 60 Hz, Pad-mount Loop feed, 2-pos 3-ph loadbreak switch primary side switch, 6 Bushing Wells, 5 or 6 Parking Stands, Hood Depth 17 Stud type Secondary Bushings, Bayonet Exp. Fuse+Iso link	1	Unit	\$49,700.00	\$49,700.00	PCU32733273 Or PCU221122221122
New 300 KVA Three Phase Pad-mounted Transformer	GE Prolec or equivalent 300 KVA Type OA Three Phase Pad-mounted Transformer. Delta Wye 12000 – 480/277, w/ 5 tap positions, each position 2 1/2% apart, 95 kv BIL, 60 Hz, Pad-mount Loop feed, 2-pos 3-ph loadbreak switch primary side switch, 6 Bushing Wells, 5 or 6 Parking Stands, Hood Depth 17 Stud type Secondary Bushings, Bayonet Exp. Fuse+Iso link	3	Unit	\$27,300.00	\$81,900.00	PCU32733273 Or PCU221122221122
New 500 KVA Three Phase Pad-mounted Transformer	GE Prolec or equivalent 500 KVA Type OA Three Phase Pad-mounted Transformer. Delta Wye 12000 - 480/277, w/ 5 tap positions, each position 2 1/2% apart, 95 kv BIL, 60 Hz, Pad-mount Loop feed, 2-pos 3-ph loadbreak switch primary side switch, 6 Bushing Wells, 5 or 6 Parking Stands, Hood Depth 17 Stud type Secondary Bushings, Bayonet Exp. Fuse+Iso link	1	Unit	\$34,000.00	\$34,000.00	PCU32733273 Or PCU221122221122

Attachment: Proposal Document Report - 2024-024 (6347 : APPROVE PURCHASE FOR NEW INVENTORY)

PROPOSAL DOCUMENT REPORT  
 RFQ No. 2024-024  
 Electrical Distribution Materials Purchase

Line Item	Description	Quantity	Unit of Measure	Unit Cost	Total	PPI segment code(s) For Annual Price Escalator Rate
New 750 KVA Three Phase Pad-mounted Transformer	GE Prolec or equivalent 750 KVA Type OA Three Phase Pad-mounted Transformer. Delta Wye 12000 - 480/277, w/ 5 tap positions, each position 2 1/2% apart, 95 kv BIL, 60 Hz, Pad-mount Loop feed, 2-pos 3-ph loadbreak switch primary side switch, 6 Bushing Wells, 5 or 6 Parking Stands, Hood Depth 17 Stud type Secondary Bushings, Bayonet Exp. Fuse+Iso link	1	Unit	\$45,200.00	\$45,200.00	PCU32733273 Or PCU221122221122
New 1000 KVA Three Phase Pad-mounted Transformer	GE Prolec or equivalent 1000 KVA Type OA Three Phase Pad-mounted Transformer. Delta Wye 12000 - 480/277, w/ 5 tap positions, each position 2 1/2% apart, 95 kv BIL, 60 Hz, Pad-mount Loop feed, 2-pos 3-ph loadbreak switch primary side switch, 6 Bushing Wells, 5 or 6 Parking Stands, Hood Depth 17 Stud type Secondary Bushings, Bayonet Exp. Fuse+Iso link	1	Unit	\$52,000.00	\$52,000.00	PCU32733273 Or PCU221122221122
New 2000 KVA Three Phase Pad-mounted Transformer	GE Prolec or equivalent 2000 KVA Type OA Three Phase Pad-mounted Transformer. Delta Wye 12000 - 480/277, w/ 5 tap positions, each position 2 1/2% apart, 95 kv BIL, 60 Hz, Pad-mount Loop feed, 2-pos 3-ph loadbreak switch primary side switch, 6 Bushing Wells, 5 or 6 Parking Stands, Hood Depth 17 Stud type Secondary Bushings, Bayonet Exp. Fuse+Iso link	1	Unit	\$91,000.00	\$91,000.00	PCU32733273 Or PCU221122221122
New 2500 KVA Three Phase Pad-mounted Transformer	GE Prolec or equivalent 2500 KVA Type OA Three Phase Pad-mounted Transformer. Delta Wye 12000 - 480/277, w/ 5 tap positions, each position 2 1/2% apart, 95 kv BIL, 60 Hz, Pad-mount Loop feed, 2-pos 3-ph loadbreak switch primary side switch, 6 Bushing Wells, 5 or 6 Parking Stands, Hood Depth 17 Stud type Secondary Bushings, Bayonet Exp. Fuse+Iso link	1	Unit	\$117,000.00	\$117,000.00	PCU32733273 Or PCU221122221122
<b>TOTAL</b>					<b>\$777,958.00</b>	

Attachment: Proposal Document Report - 2024-024 (6347 : APPROVE PURCHASE FOR NEW INVENTORY)

PROPOSAL DOCUMENT REPORT  
 RFQ No. 2024-024  
 Electrical Distribution Materials Purchase

FUSES

Line Item	Description	Quantity	Unit of Measure	Unit Cost	Total	PPI segment code(s) For Annual Price Escalator Rate
Full Range Current-Limiting Fuse	• 15.5 kV • 40 amp • 50 kA • Cat. No. HTFX240040	18	Unit	\$180.00	\$3,240.00	PCU331315331315 Or PCU221122221122
Full Range Current-Limiting Fuse	• 15.5 kV • 80 amp • 50 kA • Cat. No. HTFX340060	18	Unit	\$429.00	\$7,722.00	PCU331315331315 Or PCU221122221122
<b>TOTAL</b>					<b>\$10,962.00</b>	

STREETLIGHT POLES

Line Item	Description	Quantity	Unit of Measure	Unit Cost	Total	PPI segment code(s) For Annual Price Escalator Rate
Arterial Street Light Pole & Mast Arm	Street Light Pole and Mast Arm shall be per City of Moreno Valley Standard Plan No. MVLT-400C-0. • Mast Arm shall be galvanized steel pipe, 8' in length with an outside diameter of 2.375". • Pole type shall be Marbelite, Ameron 1C1-28 or approved equivalent, octagonal in shape, symmetrically tapered, made of precast/pre-stressed concrete, and natural gray in color with black and white aggregate with an anti-graffiti surface. • Pole height shall be 28'-3". • Pole shall have an aluminum cap and accommodate a bolt circle diameter 12-1/2" Ameron.	10	Unit	\$3,636.00	\$36,360.00	PCU32733273 Or PCU221122221122

PROPOSAL DOCUMENT REPORT  
 RFQ No. 2024-024  
 Electrical Distribution Materials Purchase

Line Item	Description	Quantity	Unit of Measure	Unit Cost	Total	PPI segment code(s) For Annual Price Escalator Rate
Arterial Street Light Pole & Mast Arm (Wireless equipment capabl	Street Light Pole and Mast Arm shall be per City of Moreno Valley Standard Plan No. MVLT-400B-0. • Mast Arm shall be galvanized steel pipe, 8’ in length with an outside diameter of 2.375”. • Pole type shall be Marbelite, Ameron CBO Series or approved equivalent, octago-nal in shape, symmetrically tapered, made of precast/pre-stressed concrete, and natural gray in color with black and white aggregate with an anti-graffiti surface. • Pole height shall be 28’-3”. Pole shall have an aluminum cap and accommodate a bolt circle diameter 12-1/2” Ameron.	5	Unit	\$9,035.00	\$45,175.00	PCU32733273 Or PCU221122221122
Residential Street Light Pole & Mast Arm	Street Light Pole and Mast Arm shall be per City of Moreno Valley Standard Plan No. MVLT-400A-2. • Mast Arm shall be galvanized steel pipe, 8’ in length with an outside diameter of 2.375”. • Pole type shall be Marbelite, Ameron 1C123SPL or approved equivalent, octago-nal in shape, symmetrically tapered, made of precast/pre-stressed concrete, and natural gray in color with black and white aggregate with an anti-graffiti surface. • Pole height shall be 23’. • Pole shall have an aluminum cap and accommodate a bolt circle diameter 12-1/2” Ameron.	10	Unit	\$3,679.00	\$36,790.00	PCU32733273 Or PCU221122221122
<b>TOTAL</b>					<b>\$118,325.00</b>	

DISTRIBUTION SEPERABLE COMPONENTS/SPLICES

PROPOSAL DOCUMENT REPORT  
 RFQ No. 2024-024  
 Electrical Distribution Materials Purchase

Line Item	Description	Quantity	Unit of Measure	Unit Cost	Total	PPI segment code(s) For Annual Price Escalator Rate
15kv 200A Loadbreak Elbow with Test Point - #2 Al	Elastimold 162LR-A5210 or equivalent	9	Unit	\$52.00	\$468.00	WPU07 Or PCU221122221122
15kv 200A Loadbreak Elbow with Test Point - 1/0 Al	Elastimold 162LR-B5230 or equivalent	9	Unit	\$52.00	\$468.00	WPU07 Or PCU221122221122
15kv 200A Repair Elbow with Test Point - #2 Al	Elastimold 168RLR-66895210 or equivalent	9	Unit	\$460.00	\$4,140.00	WPU07 Or PCU221122221122
15kv 200A Repair Elbow with Test Point - 1/0 Al	Elastimold 168ELR-66985230 or equivalent.	9	Unit	\$319.00	\$2,871.00	WPU07 Or PCU221122221122
15kv 600A T-Body Series Elbow Kit with test point – 350 AL	Elastimold K656LR-J0400 or equivalent	9	Unit	\$289.00	\$2,601.00	WPU07 Or PCU221122221122

Attachment: Proposal Document Report - 2024-024 (6347 : APPROVE PURCHASE FOR NEW INVENTORY)

PROPOSAL DOCUMENT REPORT  
 RFQ No. 2024-024  
 Electrical Distribution Materials Purchase

Line Item	Description	Quantity	Unit of Measure	Unit Cost	Total	PPI segment code(s) For Annual Price Escalator Rate
15kV 600A T-Body Series Elbow Kit with test point – 750 AL	Elastimold K656LR-L0900 or equivalent	9	Unit	\$282.00	\$2,538.00	WPU07 Or PCU221122221122
15kV 600A T-Body Series Elbow Kit with test point – 1000 AL	Elastimold K656LR-M04- or equivalent	9	Unit	\$282.00	\$2,538.00	WPU07 Or PCU221122221122
15kV 600A Connecting Plug	Elastimold K651CP or equivalent	9	Unit	\$112.00	\$1,008.00	WPU07 Or PCU221122221122
15kV Rangetaking cold shrink splice	3M QS4 Kit or equivalent	12	Unit	\$895.00	\$10,740.00	WPU07 Or PCU221122221122
15kV 200A Loadbreak Insulated Cap with ground	Elastimold 167DRG or equivalent	18	Unit	\$36.00	\$648.00	WPU07 Or PCU221122221122

Attachment: Proposal Document Report - 2024-024 (6347 : APPROVE PURCHASE FOR NEW INVENTORY)



PROPOSAL DOCUMENT REPORT  
 RFQ No. 2024-024  
 Electrical Distribution Materials Purchase

Line Item	Description	Quantity	Unit of Measure	Unit Cost	Total	PPI segment code(s) For Annual Price Escalator Rate
15kV 200A Feed-thru Insert Bushing	Elastimold 1602A3R or equivalent.	9	Unit	\$396.00	\$3,564.00	WPU07 Or PCU221122221122
15kV 200A Loadbreak 3-Point Junction Bar	Elastimold 164J3 or equivalent	9	Unit	\$313.00	\$2,817.00	WPU07 Or PCU221122221122
15kV 200A Loadbreak 4-Point Junction Bar	Elastimold 164J4 or equivalent	9	Unit	\$330.00	\$2,970.00	WPU07 Or PCU221122221122
15kV 600A Basic Insulating Plugs (BIP) with Cap	Elastimold K650BIP or equivalent.	18	Unit	\$72.00	\$1,296.00	WPU07 Or PCU221122221122
Fused Load Break Elbows (80A Fuses) – #2	Elastimold 168_FLR3-A5220 or equivalent	6	Unit	\$773.00	\$4,638.00	WPU07 Or PCU221122221122
Fused Load Break Elbows (80A Fuses) – 1/0	Elastimold 168_FLR3-B5240 or equivalent	6	Unit	\$773.00	\$4,638.00	WPU07 Or PCU221122221122

Attachment: Proposal Document Report - 2024-024 (6347 : APPROVE PURCHASE FOR NEW INVENTORY)

PROPOSAL DOCUMENT REPORT  
 RFQ No. 2024-024  
 Electrical Distribution Materials Purchase

Line Item	Description	Quantity	Unit of Measure	Unit Cost	Total	PPI segment code(s) For Annual Price Escalator Rate
Load Break Elbow Fuses (80 A)	Elastimold EFX083080-E or equivalent	9	Unit	\$434.00	\$3,906.00	WPU07 Or PCU221122221122
200A Insulated Parking Bushing 15kV	Elastimold 161SOP or equivalent	6	Unit	\$59.00	\$354.00	WPU07 Or PCU221122221122
<b>TOTAL</b>					<b>\$52,203.00</b>	

TAX & DELIVERY

Line Item	Description	Quantity	Unit of Measure	Unit Cost	Total
40	Tax (7.75%)	1	Tax	\$91,204.64	\$91,204.64
41	Delivery	1	Delivery	\$0.00	\$0.00
<b>TOTAL</b>					<b>\$91,204.64</b>

**Request for Quotation****2024-024****Lead times:****Distribution Switches 50-54 weeks currently****S&C will have price increase Jan 1,2024 Range 5-10%****Distribution Transformers****1 Phase Pads 28 -30 weeks****3 Phase Pad 34-36 weeks****We will be quoting SETI Transformers****2 Year Warranty after energization****Pricing is full freight allowed delivered to City Yard****Fuses****Lead times Stock -12 weeks****Streetlights****Item #1 & #3 are 25-32 weeks****Item #2 is 40-45 weeks****Pricing Valid till December 29<sup>th</sup>, 2023****Distribution Separable Components****Lead times vary Stock - 300 Days!****Pricing increase most likely Jan 1st**

**We will be available to discuss any of the items or concerns over lead times and pricing updates.**

**Thanks for the opportunity to bid your requirements.**

**Thanks**

**Mitch**

**OneSource Supply Solutions**

**[mcarr@1sourcesupplysolutions.com](mailto:mcarr@1sourcesupplysolutions.com)**

**909-234-9972**

City of Moreno Valley

**PURCHASE AGREEMENT**

THIS PURCHASE AGREEMENT ("Agreement") is made and entered into this \_\_\_\_\_ day of \_\_\_\_\_, 2023 ("Effective Date"), by and between the City of Moreno Valley, a municipal corporation, with its principal place of business at 14177 Frederick Street, Moreno Valley, CA 92552, hereinafter referred to as the "City" ("Buyer"), and **One Source Supply LLC**, a limited liability company, ("Seller"), with Buyer and Seller together sometimes hereinafter referred to as the "Parties." This Agreement shall remain in effect for a duration of two (2) years from the Effective Date, herein referred to as the "Initial Term."

Upon the expiration of the Initial Term, both parties may mutually agree, in writing, to extend this Agreement for subsequent periods of one (1) year each, herein referred to as "Extension Periods." Such extension shall be exercised by the Buyer expressing their intention to extend, and the Seller concurring to the extension, in accordance with the terms and conditions set forth in this Agreement. In the absence of mutual agreement on extension terms, this Agreement shall terminate at the conclusion of the Initial Term.

**RECITALS:**

**WHEREAS**, Seller owns electrical distribution materials ("Goods"), as described in Exhibit "B," attached hereto and incorporated herein by this reference; and

**WHEREAS**, Buyer is in need of Goods for use of electrical distribution system construction, maintenance, and repair, within the City of Moreno Valley, California; and

**WHEREAS**, Seller desires to sell, and Buyer desires to purchase, the Goods, upon the terms and conditions set forth in this Agreement.

**NOW, THEREFORE**, in consideration of the covenants, conditions and promises contained herein and for such other good and valuable consideration, the receipt of which is hereby acknowledged, the Parties hereby agree as follows:

**Section 1. Recitals**

The Recitals set forth above are true and correct and are hereby incorporated into this Agreement by this reference, as though set forth in full herein.

**Section 2. Purchase, Sale, Delivery of Goods**

Seller shall sell and deliver to Buyer at the address indicated herein for receipt of notices, and Buyer shall purchase from Seller, the Goods, which may vary in selection and quantity of the items listed in Exhibit "B", for the unit prices listed in Exhibit "B" ("Purchase Price"), throughout the life of the agreement, and across multiple orders.

At the conclusion of the first contract month, and upon each future contract month, the unit price of each line item listed in Exhibit "B" may be adjusted in accordance with the following formula:

$$\text{Purchase Price} = \text{Bid Price} \times \frac{\text{PPI Code \{Current\}}}{\text{PPI Code \{October 2023\}}}$$

Where,

- 1) **Purchase Price** is the unit price for the line item throughout the duration of the contract,
- 2) **Bid Price** is the original unit price for the line item from the contractor's bid,
- 3) **PPI Code {Current}** is the current value of the PPI segment code "Code" for the line item, as determined by the U.S. Bureau of Labor Statistics, listed in Exhibit "B", and
- 4) **PPI Code {October 2023}** is the value of the same PPI segment code for the line item, as determined by the U.S. Bureau of Labor Statistics, listed in Exhibit "B", at the time of the original bid in October of 2023.

The City shall not accept unit prices that exceed the formula above. For each line item listed in Exhibit "B", where two Codes are listed for a given line item, the Code with a higher increase since October of 2023, as determined on a percentage basis, may be used for determining the Purchase Price.

**Section 3. Invoice, Inspection, Payment**

a. Seller shall invoice the Buyer for the Goods in an amount not to exceed the Purchase Price within seven (7) days of delivery of the Goods to Buyer.

b. After delivery, Buyer shall inspect the Goods within a reasonable time not to exceed thirty (30) days and provide written notice to the Seller specifying any defects or other objection, unless Buyer intends to accept the Goods in whole, in which case no notice will be necessary. Acceptance of the Goods, whether in whole or in part, shall not be deemed a waiver of any defects identified by the Buyer, nor any defects later discovered by the Buyer, and specified to the Seller in writing.

Attachment: Draft - Purchase Agreement - 2024-024 (6347 : APPROVE PURCHASE FOR NEW INVENTORY)

c. After Buyer has inspected the Goods, Buyer shall pay Seller the Purchase Price, in whole or in part as appropriate, for those Goods accepted under this Agreement.

d. Title to Goods or any portion thereof and risk of loss or damage during shipment pass from Seller to Buyer upon delivery to Buyer's address listed in Section 8 of this Agreement and acceptance thereof by Buyer.

#### **Section 4. Remedy for Defective Goods**

a. Seller agrees that if there is any defect in the Goods, as determined in Buyer's sole and absolute discretion, and upon written notice thereof given to Seller, Seller shall replace the defective Goods without delay or cost to the Buyer. In the event of Seller's failure to replace the Goods within ten (10) calendar days after being notified of such defects, Buyer is hereby authorized to contract with another party for the purchase of replacement goods, and Seller shall reimburse Buyer for all such costs immediately upon demand.

b. This section does not in any way limit Buyer's remedies pursuant to Code of Civil Procedure Section 337, or the guarantee on any items for which a longer guarantee is specified or on any items for which a manufacturer or supplier gives a longer guarantee period. No manufacturer's guarantee period shall in any way limit the liability of Seller under the indemnity provisions of this Agreement.

#### **Section 5. Seller's Representations and Warranties**

Seller hereby makes the following representations, warranties, and acknowledgments, and agrees that such representations, warranties and acknowledgments shall be true as of the Effective Date:

a. Seller, and the person executing this Agreement on behalf of Seller, has the full right, power and authority to enter into this Agreement and to take all actions required of Seller by the terms of this Agreement.

b. The Goods provided to Buyer shall be free from all defects, liens, encumbrances or adverse claims and are of good quality and fit for the purpose and use intended herein.

c. All documents executed by Seller pursuant to this Agreement will be duly authorized, executed and promptly delivered to Buyer, and will be legal, valid and binding obligations enforceable against Seller and will not violate any provisions of any agreement to which Seller is a party or to which it is subject.

**Section 6. Buyer's Representations and Warranties**

Buyer hereby makes the following representations, warranties, and acknowledgments, and agrees that such representations, warranties and acknowledgments shall be true as of the Effective Date:

a. Buyer, and the person executing this Agreement on behalf of Buyer, has the full right, power and authority to enter into this Agreement and to take all actions required of Buyer by the terms of this Agreement.

b. All the documents executed by Buyer pursuant to this Agreement will be duly authorized, executed and promptly delivered by Buyer, and will be legal, valid and binding obligations of Buyer enforceable against Buyer in accordance with their respective terms, and will not violate any provisions of any agreement to which Buyer is a party or to which it is subject.

**Section 7. Indemnification Obligations of Seller**

Seller indemnifies Buyer against, and holds Buyer harmless from, any and all losses, claims, expenses, costs, causes of action or obligations (including reasonable attorney fees) to the extent arising from (i) Seller's negligent acts, omissions or willful misconduct, (ii) Seller's ownership or possession of the Goods during any period ending on or prior to the Effective Date, (iii) Seller's replacement of the Goods or any part thereof pursuant to this Agreement, and (iv) Seller's breach of any of its representations, warranties or covenants under this Agreement.

**Section 8. General Provisions**

a. Entire Agreement. This Agreement constitutes the entire agreement and understanding between the Parties with respect to the subject matter contained herein, and supersedes any prior agreement and understanding, either written or oral, about the subject matter hereof. No agreement, statement, or promise not contained in this Agreement shall be valid or binding. This Agreement may only be modified or amended by a written instrument executed by the Parties.

b. Time is of the Essence. Time is of the essence of this Agreement.

c. Headings. The subject headings of the sections and paragraphs of this Agreement are included for purposes of convenience only and shall not affect the construction or interpretation of any of its provisions.

d. Termination. Buyer may terminate this Agreement for any reason whatsoever, prior to delivery of the Goods and Buyer's payment of the Purchase Price as set forth herein. After payment of the Purchase Price, the purchase of the Goods shall be subject to Seller's standard return and exchange policy as may be applicable to the Goods.

e. Modifications and Amendments. This Agreement may be modified or amended only by a written document executed by both Buyer and Seller and approved as to form by Buyer’s City Attorney.

f. Notices.

1. Any notice required to be given under this Agreement shall be in writing and either served personally or sent prepaid, first class mail. Any such notice shall be addressed to the other party at the address set forth below. Notice shall be deemed communicated within 48 hours from the time of mailing if mailed as provided in this section.

**Seller:**

One Source Supply LLC  
4278 N. Harbor Blvd.  
Fullerton, CA 92835  
Attn: Mitch Carr

**City:**

City of Moreno Valley  
14177 Frederick Street  
P.O. Box 88005  
Moreno Valley, CA 92552  
Attn: Electric Utility Division Manager – Public Works

2. Notices, payments and other documents shall be deemed delivered upon receipt by personal service or as of the second (2nd) day after deposit in the United States mail.

g. Counterparts. This Agreement may be executed in one or more counterparts, each of which shall be deemed an original, but all of which together shall constitute one and the same instrument. Electronic signatures shall be deemed to constitute evidence of the Agreement having been executed.

h. Successors and Assigns. Each covenant and condition contained in this Agreement shall inure to the benefit of and be binding on the parties to this Agreement and their respective heirs, executors, administrators, personal representatives, successors and assigns. This Agreement shall be non-assignable without the express written consent of Buyer.

i. Further Assurances. The Parties agree to cooperate with each other and to execute, deliver and record such other agreements and documents and to take such other actions as are reasonably necessary or helpful to more effectively consummate the transaction(s)

Attachment: Draft - Purchase Agreement - 2024-024 (6347 : APPROVE PURCHASE FOR NEW INVENTORY)



contemplated under this Agreement and to carry out its purpose and intent. Upon reasonable notice, Seller shall provide Buyer with reasonable access to, and allow it to copy, any books and records concerning the Goods as are in Seller's possession or control.

j. Attorneys' Fees; Costs of Litigation. If any legal action or any other proceeding is brought for the enforcement of this Agreement, or because of an alleged dispute, breach, default, or misrepresentation in connection with any of the provisions of this Agreement, the successful or prevailing party shall be entitled to recover reasonable attorneys' fees and other costs incurred in that action or proceeding, in addition to any other relief to which it may be entitled, including the fees and costs incurred in enforcing any judgment which may be obtained in said action.

k. Default. Failure by a party to perform any term, condition or covenant required of the party under this Agreement, shall constitute a "default" of the offending party under this Agreement. In the event that a default remains uncured for more than ten (10) days following receipt of written notice of default from the other party, a "breach" shall be deemed to have occurred. Seller's breach any of its warranties, or the discovery that any of Seller's representations are not true in every respect, shall also be deemed a breach of this Agreement by Seller. Any failure or delay by a party in asserting any of its rights and remedies as to any default shall not operate as a waiver of any default or of any rights or remedies associated with a default.

l. Governing Law. This Agreement shall be governed by and construed in accordance with the laws of the State of California.

m. Non-Liability of Officials and Employees of Buyer. No member, official or employee of Buyer shall be personally liable to Seller, either individually or jointly, or any of Seller's successors-in-interest, in the event of any default or breach by Buyer for any amount which may become due to Seller or any of Seller's successors, or on any obligations under the terms of this Agreement.

n. Interpretation. As used in this Agreement, masculine, feminine or neuter gender and the singular or plural number shall each be deemed to include the others where and when the context so dictates. The word "including" shall be construed as if followed by the words "without limitation," where it is contextually appropriate. This Agreement shall be interpreted as though prepared jointly by the Parties.

o. Legal Advice. The Parties represent and warrant to the other party the following: they have carefully read this Agreement, and in signing this Agreement, they do so with full knowledge of any right which they may have; they have received independent legal advice from their respective legal counsel, as to the matters set forth in this Agreement, or, have knowingly chosen not to consult legal counsel as to the matters set forth in this Agreement; and, they have freely signed this Agreement without any reliance upon any agreement, promise, statement or representation by or on behalf of the other party, or their respective agents, employees or

attorneys, except as specifically set forth in this Agreement, and without duress or coercion, whether economic or otherwise.

p. Venue. All proceedings involving disputes over the terms, provisions, covenants or conditions contained in this Agreement and all proceedings involving any enforcement action related to this Agreement shall be initiated and conducted in the applicable court or forum in Riverside County, California.

q. Force Majeure. Neither Buyer nor Seller will be held liable for failure to fulfill its obligations hereunder if such failure is due to a Force Majeure Event. A “Force Majeure Event” means, but is not limited to, an act of war; domestic and/or international terrorism; civil riots or rebellions; quarantines, pandemics or epidemics; embargoes, state or national states of emergencies, and other similar unusual governmental actions; or extraordinary elements of nature or acts of God; provided that such Force Majeure Event is beyond the excused Party’s reasonable control, occurs without the excused Party’s fault or negligence, is not caused directly or indirectly by the excused Party and could not have been prevented or avoided by the excused Party’s reasonable diligence.

**SIGNATURE PAGE TO FOLLOW**

IN WITNESS WHEREOF, the Parties have executed this Agreement as of the date first written above.

City of Moreno Valley

One Source Supply LLC

BY: \_\_\_\_\_

BY: \_\_\_\_\_

City Manager

TITLE: \_\_\_\_\_

\_\_\_\_\_

Date

**INTERNAL USE ONLY**

**APPROVED AS TO LEGAL FORM:**

\_\_\_\_\_

City Attorney

\_\_\_\_\_

Date

**RECOMMENDED FOR APPROVAL:**

\_\_\_\_\_

Department Head

\_\_\_\_\_

Date

Attachment: Draft - Purchase Agreement - 2024-024 (6347 : APPROVE PURCHASE FOR NEW INVENTORY)

**EXHIBIT A****TERMS OF PAYMENT**

1. The Seller's compensation shall be determined for each order using the Purchase Price formula listed in Section 2 and Exhibit "B".
2. The Seller will obtain, and keep current during the term of this Agreement, the required City of Moreno Valley business license. Proof of a current City of Moreno Valley business license will be required prior to any payments by the City. Any invoice not paid because the proof of a current City of Moreno Valley business license has not been provided will not incur any fees, late charges, or other penalties. Complete instructions for obtaining a City of Moreno Valley business license are located at: <https://moval.org/departments/financial-mgmt-svcs/svc-biz-license.html>
3. The Seller will electronically submit all quotes to the City along with support documentation to Electric Utility staff at [mvuadmin@moval.org](mailto:mvuadmin@moval.org)
  - a. Accounts Payable questions can be directed to (951) 413-3073.
  - b. Copies of quotes may be submitted to the Electric Utility Department at [mvuadmin@moval.org](mailto:mvuadmin@moval.org) or calls directed to (951) 413-3500.
4. The Seller agrees that City payments will be received via Automated Clearing House (ACH) Direct Deposit and that the required ACH Authorization form will be completed prior to any payments by the City. Any invoice not paid because the completed ACH Authorization Form has not been provided will not incur any fees, late charges, or other penalties. The ACH Authorization Form is located at: [http://www.moval.org/city\\_hall/forms.shtml#bf](http://www.moval.org/city_hall/forms.shtml#bf)
5. The minimum information required on all invoices is:
  - a. Seller Name, Mailing Address, and Phone Number
  - b. Invoice Date
  - c. Seller Quote Number
  - d. City-provided Reference Number, if applicable (e.g. Project, Activity)
  - e. Detailed billing information that is sufficient to justify the quote amount; single, lump amounts without detail are not acceptable.
6. The City shall pay the Seller for all invoiced, authorized professional services within thirty (30) days of receipt of the invoice for same.
7. Reimbursement for Expenses. Seller shall not be reimbursed for any expenses unless authorized in writing by City.

**EXHIBIT B**  
MATERIAL LIST BID PRICE

Line Item	Description	Quantity	Unit of Measure	Unit Cost	Total	PPI segment code(s) For Annual Price Escalator Rate
New 15kv 600Amp Type PME 9 Switch	PME-9 65552R1-M1-Q200 S&C CATALOG NUMBER: 65552R1-M1-Q200 VOLTS: 14400 AMPERES: 600 PAD-MOUNTED GEAR -- OUTDOOR PRIMARY DISTRIBUTION -- MANUAL MODEL PME-9 WITH SPECIAL FEATURES	2	Unit	\$26,416.00	\$52,832.00	WPU117822 Or PCU221122221122
New 15kv 600Amp Type PME 10 Switch	PME-10 654242R1-M1-S323 S&C CATALOG NUMBER: 65242R1-M1-S323 VOLTS: 14400 AMPERES: 600 PAD-MOUNTED GEAR -- OUTDOOR PRIMARY DISTRIBUTION -- MANUAL MODEL PME-10 WITH SPECIAL FEATURES	4	Unit	\$28,125.00	\$112,500.00	WPU117822 Or PCU221122221122
New 15kv 600Amp Type PME 11 Switch	PME-11 65562r1-M1-Q200 &C CATALOG NUMBER: 65562R1-M1-Q200 VOLTS: 14400 AMPERES: 600 PAD-MOUNTED GEAR -- OUTDOOR PRIMARY DISTRIBUTION -- MANUAL MODEL PME-11 WITH SPECIAL FEATURES	2	Unit	\$27,027.00	\$54,054.00	WPU117822 Or PCU221122221122
New 25 KVA Single Phase Pad-mounted Transformer	GE Prolec or equivalent 25 KVA Type OA Single Phase Pad-mounted Transformer. 6900V – 240V/120V, w/ 5 tap positions, each position 2 1/2% apart, 95 kv BIL, 60 Hz, Mini-Pad-mount Loop feed, 2 Bushing Wells, A (Single Parking Stand), Hood Depth 17 Stud type Secondary Bushings - Bayonet Exp. Fuse+Iso link	5	Unit	\$6,125.00	\$30,625.00	PCU32733273 Or PCU221122221122
New 75 KVA Single Phase Pad-mounted Transformer	GE Prolec or equivalent 75 KVA Type OA Single Phase Pad-mounted Transformer. 6900V – 240V/120V, w/ 5 tap positions, each position 2 1/2% apart, 95 kv BIL, 60 Hz, Mini-Pad-mount Loop feed, 2 Bushing Wells, A (Single Parking Stand), Hood Depth 17 Stud type Secondary Bushings - Bayonet Exp. Fuse+Iso link	10	Unit	\$8,000.00	\$80,000.00	PCU32733273 Or PCU221122221122
New 167 KVA Single Phase Pad-mounted Transformer	GE Prolec or equivalent 167 KVA Type OA Single Phase Pad-mounted Transformer. 6900V – 240V/120V, w/ 5 tap positions, each position 2 1/2% apart, 95 kv BIL, 60 Hz, Mini-Pad-mount Loop feed, 2 Bushing Wells, A (Single Parking Stand), Hood Depth 17 Stud type Secondary Bushings - Bayonet Exp. Fuse+Iso link	5	Unit	\$10,815.00	\$54,075.00	PCU32733273 Or PCU221122221122
New 150 KVA Three Phase Pad-mounted Transformer	GE Prolec or equivalent 150 KVA Type OA Three Phase Pad-mounted Transformer. Delta Wye 12000 - 208/120, w/ 5 tap positions, each position 2 1/2% apart, 95 kv BIL, 60 Hz, Pad-mount Loop feed, 2-pos 3-ph loadbreak switch primary side switch, 6 Bushing Wells, 5 or 6 Parking Stands, Hood Depth 17 Stud type Secondary Bushings, Bayonet Exp. Fuse+Iso link	1	Unit	\$23,559.00	\$23,559.00	PCU32733273 Or PCU221122221122
New 300 KVA Three Phase Pad-mounted Transformer	GE Prolec or equivalent 300 KVA Type OA Three Phase Pad-mounted Transformer. Delta Wye 12000 - 208/120, w/ 5 tap positions, each position 2 1/2% apart, 95 kv BIL, 60 Hz, Pad-mount Loop feed, 2-pos 3-ph loadbreak switch primary side switch, 6 Bushing Wells, 5 or 6 Parking Stands, Hood Depth 17 Stud type Secondary Bushings, Bayonet Exp. Fuse+Iso link	3	Unit	\$28,000.00	\$84,000.00	PCU32733273 Or PCU221122221122
New 500 KVA Three Phase Pad-mounted Transformer	GE Prolec or equivalent 500 KVA Type OA Three Phase Pad-mounted Transformer. Delta Wye 12000 - 208/120, w/ 5 tap positions, each position 2 1/2% apart, 95 kv BIL, 60 Hz, Pad-mount Loop feed, 2-pos 3-ph loadbreak switch primary side switch, 6 Bushing Wells, 5 or 6 Parking Stands, Hood Depth 17 Stud type Secondary Bushings, Bayonet Exp. Fuse+Iso link	1	Unit	\$34,899.00	\$34,899.00	PCU32733273 Or PCU221122221122

Attachment: Draft - Purchase Agreement - 2024-024 (6347 : APPROVE PURCHASE FOR NEW INVENTORY)

Line Item	Description	Quantity	Unit of Measure	Unit Cost	Total	PPI segment code(s) For Annual Price Escalator Rate
New 750 KVA Three Phase Pad-mounted Transformer	GE Prolec or equivalent 750 KVA Type OA Three Phase Pad-mounted Transformer. Delta Wye 12000 - 208/120, w/ 5 tap positions, each position 2 1/2% apart, 95 kv BIL, 60 Hz, Pad-mount Loop feed, 2-pos 3-ph loadbreak switch primary side switch, 6 Bushing Wells, 5 or 6 Parking Stands, Hood Depth 17 Stud type Secondary Bushings, Bayonet Exp. Fuse+Iso link	1	Unit	\$49,700.00	\$49,700.00	PCU32733273 Or PCU221122221122
New 300 KVA Three Phase Pad-mounted Transformer	GE Prolec or equivalent 300 KVA Type OA Three Phase Pad-mounted Transformer. Delta Wye 12000 – 480/277, w/ 5 tap positions, each position 2 1/2% apart, 95 kv BIL, 60 Hz, Pad-mount Loop feed, 2-pos 3-ph loadbreak switch primary side switch, 6 Bushing Wells, 5 or 6 Parking Stands, Hood Depth 17 Stud type Secondary Bushings, Bayonet Exp. Fuse+Iso link	3	Unit	\$27,300.00	\$81,900.00	PCU32733273 Or PCU221122221122
New 500 KVA Three Phase Pad-mounted Transformer	GE Prolec or equivalent 500 KVA Type OA Three Phase Pad-mounted Transformer. Delta Wye 12000 - 480/277, w/ 5 tap positions, each position 2 1/2% apart, 95 kv BIL, 60 Hz, Pad-mount Loop feed, 2-pos 3-ph loadbreak switch primary side switch, 6 Bushing Wells, 5 or 6 Parking Stands, Hood Depth 17 Stud type Secondary Bushings, Bayonet Exp. Fuse+Iso link	1	Unit	\$34,000.00	\$34,000.00	PCU32733273 Or PCU221122221122
New 750 KVA Three Phase Pad-mounted Transformer	GE Prolec or equivalent 750 KVA Type OA Three Phase Pad-mounted Transformer. Delta Wye 12000 - 480/277, w/ 5 tap positions, each position 2 1/2% apart, 95 kv BIL, 60 Hz, Pad-mount Loop feed, 2-pos 3-ph loadbreak switch primary side switch, 6 Bushing Wells, 5 or 6 Parking Stands, Hood Depth 17 Stud type Secondary Bushings, Bayonet Exp. Fuse+Iso link	1	Unit	\$45,200.00	\$45,200.00	PCU32733273 Or PCU221122221122
New 1000 KVA Three Phase Pad-mounted Transformer	GE Prolec or equivalent 1000 KVA Type OA Three Phase Pad-mounted Transformer. Delta Wye 12000 - 480/277, w/ 5 tap positions, each position 2 1/2% apart, 95 kv BIL, 60 Hz, Pad-mount Loop feed, 2-pos 3-ph loadbreak switch primary side switch, 6 Bushing Wells, 5 or 6 Parking Stands, Hood Depth 17 Stud type Secondary Bushings, Bayonet Exp. Fuse+Iso link	1	Unit	\$52,000.00	\$52,000.00	PCU32733273 Or PCU221122221122
New 2000 KVA Three Phase Pad-mounted Transformer	GE Prolec or equivalent 2000 KVA Type OA Three Phase Pad-mounted Transformer. Delta Wye 12000 - 480/277, w/ 5 tap positions, each position 2 1/2% apart, 95 kv BIL, 60 Hz, Pad-mount Loop feed, 2-pos 3-ph loadbreak switch primary side switch, 6 Bushing Wells, 5 or 6 Parking Stands, Hood Depth 17 Stud type Secondary Bushings, Bayonet Exp. Fuse+Iso link	1	Unit	\$91,000.00	\$91,000.00	PCU32733273 Or PCU221122221122
New 2500 KVA Three Phase Pad-mounted Transformer	GE Prolec or equivalent 2500 KVA Type OA Three Phase Pad-mounted Transformer. Delta Wye 12000 - 480/277, w/ 5 tap positions, each position 2 1/2% apart, 95 kv BIL, 60 Hz, Pad-mount Loop feed, 2-pos 3-ph loadbreak switch primary side switch, 6 Bushing Wells, 5 or 6 Parking Stands, Hood Depth 17 Stud type Secondary Bushings, Bayonet Exp. Fuse+Iso link	1	Unit	\$117,000.00	\$117,000.00	PCU32733273 Or PCU221122221122
Full Range Current-Limiting Fuse	•15.5 kV •40 amp •50 kA •Cat. No. HTFX240040	18	Unit	\$180.00	\$3,240.00	PCU331315331315 Or PCU221122221122
Full Range Current-Limiting Fuse	•15.5 kV •80 amp •50 kA •Cat. No. HTFX340060	18	Unit	\$429.00	\$7,722.00	PCU331315331315 Or PCU221122221122

Attachment: Draft - Purchase Agreement - 2024-024 (6347 : APPROVE PURCHASE FOR NEW INVENTORY)

Line Item	Description	Quantity	Unit of Measure	Unit Cost	Total	PPI segment code(s) For Annual Price Escalator Rate
Arterial Street Light Pole & Mast Arm	Street Light Pole and Mast Arm shall be per City of Moreno Valley Standard Plan No. MVLT-400C-0. <ul style="list-style-type: none"> <li>•Mast Arm shall be galvanized steel pipe, 8' in length with an outside diameter of 2.375".</li> <li>•Pole type shall be Marbelite, Ameron 1C1-28 or approved equivalent, octagonal in shape, symmetrically tapered, made of precast/pre-stressed concrete, and natural gray in color with black and white aggregate with an anti-graffiti surface.</li> <li>•Pole height shall be 28'-3".</li> <li>•Pole shall have an aluminum cap and accommodate a bolt circle diameter 12-1/2" Ameron.</li> </ul>	10	Unit	\$3,636.00	\$36,360.00	PCU32733273 Or PCU221122221122
Arterial Street Light Pole & Mast Arm (Wireless equipment capabl	Street Light Pole and Mast Arm shall be per City of Moreno Valley Standard Plan No. MVLT-400B-0. <ul style="list-style-type: none"> <li>•Mast Arm shall be galvanized steel pipe, 8' in length with an outside diameter of 2.375".</li> <li>•Pole type shall be Marbelite, Ameron CBO Series or approved equivalent, octagonal in shape, symmetrically tapered, made of precast/pre-stressed concrete, and natural gray in color with black and white aggregate with an anti-graffiti surface.</li> <li>•Pole height shall be 28'-3".</li> <li>•Pole shall have an aluminum cap and accommodate a bolt circle diameter 12-1/2" Ameron.</li> </ul>	5	Unit	\$9,035.00	\$45,175.00	PCU32733273 Or PCU221122221122
Residential Street Light Pole & Mast Arm	Street Light Pole and Mast Arm shall be per City of Moreno Valley Standard Plan No. MVLT-400A-2. <ul style="list-style-type: none"> <li>•Mast Arm shall be galvanized steel pipe, 8' in length with an outside diameter of 2.375".</li> <li>•Pole type shall be Marbelite, Ameron 1C123SPL or approved equivalent, octagonal in shape, symmetrically tapered, made of precast/pre-stressed concrete, and natural gray in color with black and white aggregate with an anti-graffiti surface.</li> <li>•Pole height shall be 23'.</li> <li>•Pole shall have an aluminum cap and accommodate a bolt circle diameter 12-1/2" Ameron.</li> </ul>	10	Unit	\$3,679.00	\$36,790.00	PCU32733273 Or PCU221122221122
15kV 200A Loadbreak Elbow with Test Point - #2	Elastimold 162LR-A5210 or equivalent	9	Unit	\$52.00	\$468.00	WPU07 Or PCU221122221122
15kV 200A Loadbreak Elbow with Test Point - 1/0	Elastimold 162LR-B5240 or equivalent	9	Unit	\$52.00	\$468.00	WPU07 Or PCU221122221122
15kV 200A Repair Elbow with Test Point - #2 AI	Elastimold 168RLR-66895210 or equivalent	9	Unit	\$460.00	\$4,140.00	WPU07 Or PCU221122221122
15kV 200A Repair Elbow with Test Point - 1/0 AI	Elastimold 168ELR-66985230 or equivalent.	9	Unit	\$319.00	\$2,871.00	WPU07 Or PCU221122221122
15kV 600A T-Body Series Elbow Kit with test point – 350 AL	Elastimold K656LR-J0400 or equivalent	9	Unit	\$289.00	\$2,601.00	WPU07 Or PCU221122221122
15kV 600A T-Body Series Elbow Kit with test point – 750 AL	Elastimold K656LR-L0900 or equivalent	9	Unit	\$282.00	\$2,538.00	WPU07 Or PCU221122221122
15kV 600A T-Body Series Elbow Kit with test point – 1000 AL	Elastimold K656LR-M04- or equivalent	9	Unit	\$282.00	\$2,538.00	WPU07 Or PCU221122221122
15kV 600A Connecting Plug	Elastimold K651CP or equivalent	9	Unit	\$112.00	\$1,008.00	WPU07 Or PCU221122221122

Attachment: Draft - Purchase Agreement - 2024-024 (6347 : APPROVE PURCHASE FOR NEW INVENTORY)

Line Item	Description	Quantity	Unit of Measure	Unit Cost	Total	PPI segment code(s) For Annual Price Escalator Rate
15kV Rangetaking cold shrink splice (500-1000 MCM)	3M QS4-15JCN-500-1000 Kit or equivalent	12	Unit	\$895.00	\$10,740.00	WPU07 Or PCU221122221122
15kV 200A Loadbreak Insulated Cap with ground	Elastimold 167DRG or equivalent	18	Unit	\$36.00	\$648.00	WPU07 Or PCU221122221122
15kV 200A Feed-thru Insert Bushing	Elastimold 1602A3R or equivalent.	9	Unit	\$396.00	\$3,564.00	WPU07 Or PCU221122221122
15kV 200A Loadbreak 3-Point Junction Bar	Elastimold 164J3 or equivalent	9	Unit	\$313.00	\$2,817.00	WPU07 Or PCU221122221122
15kV 200A Loadbreak 4-Point Junction Bar	Elastimold 164J4 or equivalent	9	Unit	\$330.00	\$2,970.00	WPU07 Or PCU221122221122
15kV 600A Basic Insulating Plugs (BIP) with Cap	Elastimold K650BIP or equivalent.	18	Unit	\$72.00	\$1,296.00	WPU07 Or PCU221122221122
Fused Load Break Elbows (80A Fuses) – #2	Elastimold 168_FLR3-A5220 or equivalent	6	Unit	\$773.00	\$4,638.00	WPU07 Or PCU221122221122
Fused Load Break Elbows (80A Fuses) – 1/0	Elastimold 168_FLR3-B5240 or equivalent	6	Unit	\$773.00	\$4,638.00	WPU07 Or PCU221122221122
Load Break Elbow Fuses (80 A)	Elastimold EFX083080-E or equivalent	9	Unit	\$434.00	\$3,906.00	WPU07 Or PCU221122221122
200A Insulated Parking Bushing 15kV	Elastimold 161SOP or equivalent	6	Unit	\$59.00	\$354.00	WPU07 Or PCU221122221122
Tax	Tax (7.75%)	1	Tax	\$91,204.64	\$91,204.64	
Delivery	Delivery	1	Delivery	\$0.00	\$0.00	

Attachment: Draft - Purchase Agreement - 2024-024 (6347 : APPROVE PURCHASE FOR NEW INVENTORY)





## Report to City Council

---

**TO:** Mayor and City Council

**FROM:** Melissa Walker, Public Works Director/City Engineer

**AGENDA DATE:** November 7, 2023

**TITLE:** AUTHORIZATION TO AWARD A PROFESSIONAL CONSULTANT SERVICES AGREEMENT TO JACOBS ENGINEERING GROUP INC. FOR THE TRAFFIC SIGNALS EQUIPMENT UPGRADES PROJECT

---

### **RECOMMENDED ACTION**

#### **Recommendations:**

1. Award Agreements for Professional Consultant Services with Jacobs Engineering Group, Inc. to provide traffic signal engineering services for the Transportation Engineering Division; and
2. Authorize the City Manager to execute Agreements for Professional Consultant Services with Jacobs Engineering Group, Inc. in an amount of approximately \$150,000 per year for the total aggregate not-to-exceed amount of \$300,000 over the entire two-year term of the agreements, subject to the approval of the City Attorney; and
3. Authorize the issuance of Purchase Orders to Jacobs Engineering Group, Inc. once the Agreements have been signed by all parties using budget approved for the Traffic Signals Equipment Upgrades using State Gas Tax Funds (2000) and Measure A Funds (2001); and
4. Authorize the City Manager to execute any subsequent Amendments to the Agreements with Jacobs Engineering Group, Inc. within Council approved annual budgeted amounts, including the authority to authorize the associated purchase orders in accordance with the terms of the Agreement, subject to the approval of the City Attorney.

### **SUMMARY**

This report recommends approval of the agreement with Jacobs Engineering Group, Inc. to provide staff support services related to the operation of the City traffic signal

network in the Transportation Engineering Division, under the supervision of that Division's manager. The agreement will allow services to continue through December 2025.

## **DISCUSSION**

The Traffic Signals Equipment Upgrades Project is a part of the FY 23/24 and 24/25 Capital Improvement Plan to undertake traffic signal and traffic control equipment upgrades to improve safety and operations. Planned improvements include accessible pedestrian signal equipment, replacement of damaged traffic signal wiring, upgrade of older traffic signal cabinets/equipment, installation of light emitting diode (LED) safety lighting at locations not existing or programmed, and installation of a new Advanced Traffic Management System (ATMS) at the Traffic Management Center.

Traffic signal equipment and operations are an integral component of the municipal engineering services. Equipment upgrades will provide opportunities to implement corrective measures to enhance vehicle, bicycle, and pedestrian safety. The operation function will be enhanced through Traffic signal synchronization thereby increases the street capacity which plays an important role in the growth of the City.

On April 6, 2023, Transportation Engineering Division solicited firms to submit proposals for Traffic Signal Engineering services, including the operation of the city's Traffic Management Center, traffic signal fiber network design, and traffic signal maintenance supports. A total of four (4) proposals were received on April 24, 2023. After a thorough evaluation Jacobs Engineering Group, Inc. was selected by the panel members based of their qualifications to perform the required work.

The recommended actions will allow Jacobs Engineering Group, Inc. to provide professional support services through December 2025.

## **ALTERNATIVES**

1. Approve the recommended actions as presented in this staff report. *Staff recommends this alternative in order to fulfill the City's obligations to safely operate public streets and deliver high-quality services.*
2. Do not approve the recommended actions as presented in this staff report. *Staff does not recommend this alternative, as it would result in inadequate operation of public streets and services*

## **FISCAL IMPACT**

The Traffic Signals Equipment Upgrades (Project No. 808 0013 70 76) was funded through the FY 23/24 and 24/25 Capital Improvement Plan budget. Available funding is from State Gas Tax Funds (2000) and Measure A Funds (2001). There is no

impact to the General Fund.

**AVAILABLE BUDGET**

State Gas Tax (Account 2000-70-76-80008-720199) (Project No. 808 0013 70 76-2000-99) .....	\$196,224
Measure A (Account 2001-70-76-80008-720199) (Project No. 808 0013 70 76-2001-99) .....	\$335,842
<b>Total</b> .....	<b>\$532,066</b>

**NOTIFICATION**

Publication of agenda

**PREPARATION OF STAFF REPORT**

Prepared By:  
Wei Sun, P.E., PTOE  
City Traffic Engineer

Department Head Approval:  
Melissa Walker, P.E.  
Public Works Director/City Engineer

**CITY COUNCIL GOALS**

None

**CITY COUNCIL STRATEGIC PRIORITIES**

1. Economic Development
2. Public Safety
3. Library
4. Infrastructure
5. Beautification, Community Engagement, and Quality of Life
6. Youth Programs

**ATTACHMENTS**

To view large attachments, please click your “bookmarks”  on the left hand side of this document for the necessary attachment.

1. Staffing for typical assignments Jacob Eng 2023
2. Consultant Agreement for TS Eng Svcs\_(Jacobs Engrng)\_Jacobs\_FINAL\_v21

**APPROVALS**

Budget Officer Approval	<u>✓ Approved</u>	10/31/23 4:02 PM
City Attorney Approval	<u>✓ Approved</u>	
City Manager Approval	<u>✓ Approved</u>	11/01/23 9:07 AM

Moreno Valley Traffic Signal Support Services  
 Personnel Assignment By Typical Task  
 Prepared by John Kerenyi, Jacobs Engineering Group  
 8-Sep-23

Work Category	Task	Personnel	Classification	Rate
Design support	Review traffic signal plan	Marionne Lapitan	Engineer 2	150
On-site staff	On-site training to City staff	John Kerenyi	Project Manager	270
	Monitoring and fine tuning	Marionne Lapitan	Engineer 2	150
Signal synchronization	Develop new coordination plans w/ Synchro	Jasper Hendra	Engineering Intern	70
	Implement coordination plans in field	Marionne Lapitan	Engineer 2	150
Programming and funding	Prepare grant applications	Michael Sampson	Engineer 3	175
	Prepare cost estimate to support grant app	Alfredo Cabrera	Engineer 4	200
Investigate constituent inquiries	Diagnose; make timing change; report on outcome	Marionne Lapitan	Engineer 2	150
Field support	Troubleshoot comm issue in the field	John Kerenyi	Project Manager	270
Training	Oversee assignment made to City staff	John Kerenyi	Project Manager	270



Projected monthly invoice personnel hours		
Project Manager	12	\$ 3,240
Engineer 4	8	\$ 1,600
Engineer 3	4	\$ 700
Engineer 2	40	\$ 6,000
Engineering Intern	8	\$ 600
Total	72	\$ 12,140
Cost per hour of service		\$ 169
One-year run rate		\$ 145,680

Attachment: Staffing for typical assignments Jacob Eng 2023 (6388 : AUTHORIZATION TO AWARD A

**AGREEMENT FOR PROFESSIONAL CONSULTANT SERVICES FOR TRAFFIC SIGNAL ENGINEERING SERVICES**

This Agreement (hereinafter, this "Agreement") is made and entered into this \_\_\_\_ day of \_\_\_\_\_ 2023 ("Effective Date"), by and between the City of Moreno Valley, a municipal corporation in the County of Riverside, State of California, hereinafter referred to as the "City," and Jacobs Engineering Group Inc., a (Delaware corporation), hereinafter referred to as "Consultant."

**RECITALS**

WHEREAS, the City has determined it is in the public interest to proceed with the professional work hereinafter described as "Project"; and

WHEREAS, the City has determined the Project involves the performance of professional and technical services of a temporary nature as more specifically described in Exhibit "A" (City's Request for Proposal) and Exhibit "B" (Consultant's Proposal) hereto; and

WHEREAS, the City does not have available employees to perform the services for the Project; and

WHEREAS, the City has requested the Consultant to perform such services for the Project; and

WHEREAS, the Consultant is professionally qualified in California to perform the professional and technical services required for the Project, and hereby represents that it desires to and is professionally and legally capable of performing the services called for by this Agreement;

THEREFORE, the City and the Consultant, for the consideration hereinafter described, mutually agree as follows:

Attachment: Consultant Agreement for TS Eng Svcs\_(Jacobs Engng)\_Jacobs\_FINAL\_v21 (6388 : AUTHORIZATION TO AWARD A

**AGREEMENT FOR PROFESSIONAL CONSULTANT SERVICES****DESCRIPTION OF PROJECT**

1. The Project is described as Traffic Signal Engineering Services.

**SCOPE OF SERVICES**

2. The Consultant's scope of service is described on Exhibit "B" attached hereto and incorporated herein by this reference. In the event of a conflict, the City's Request for Proposal shall take precedence over the Consultant's Proposal.

3. The City's responsibility is described on Exhibit "C" attached hereto and incorporated herein by this reference.

**PAYMENT TERMS**

4. The City agrees to pay the Consultant and the Consultant agrees to receive a "Not-to-Exceed" fee of \$300,000.00 in accordance with the payment terms provided on Exhibit "D" attached hereto and incorporated herein by this reference.

**TIME FOR PERFORMANCE**

5. The Consultant shall commence services upon receipt of written direction to proceed from the City.

6. The Consultant shall perform the work described on Exhibit "A" in accordance with the schedule set forth in Exhibit "B" attached hereto and incorporated by this reference.

7. This Agreement shall be effective from effective date and shall continue in full force and effect date through December 31, 2025, subject to any earlier termination in accordance with this Agreement. The services of Consultant shall be completed in a sequence assuring expeditious completion, but in any event, all such services shall be completed prior to expiration of this Agreement.

8. (a) The Consultant agrees that the personnel, including the principal Project Manager, and all subconsultants assigned to the Project by the Consultant, shall be subject to

## AGREEMENT FOR PROFESSIONAL CONSULTANT SERVICES

the prior approval of the City.

(b) No change in subconsultants or key personnel shall be made by the Consultant without written prior approval of the City.

### SPECIAL PROVISIONS

9. It is understood and agreed that the Consultant is, and at all times shall be, an independent consultant and nothing contained herein shall be construed as making the Consultant or any individual whose compensation for services is paid by the Consultant, an agent or employee of the City, or authorizing the Consultant to create or assume any obligation or liability for or on behalf of the City.

10. The Consultant may also retain or subcontract for the services of other necessary consultants with the prior written approval of the City. Payment for such services shall be the responsibility of the Consultant. Any and all subconsultants employed by the Consultant shall be subject to the terms and conditions of this Agreement, except that the City shall have no obligation to pay any subconsultant for services rendered on the Project.

11. The Consultant and the City agree to use reasonable care and diligence to perform their respective services under this Agreement. Consultant shall perform all services under this Agreement in a skillful and competent manner, consistent with the standards generally recognized as being employed by professionals in the same discipline in the state of California.

12. The Consultant shall comply with applicable federal, state, and local laws in the performance of work under this Agreement.

13. To the extent required by controlling federal, state and local law, Consultant shall not employ discriminatory practices in the provision of services, employment of personnel, or in any other respect on the basis of race, religious creed, color, national origin, ancestry, physical disability, mental disability, medical condition, marital status, sex, age, sexual orientation,



**AGREEMENT FOR PROFESSIONAL CONSULTANT SERVICES**

ethnicity, status as a disabled veteran or veteran of the Vietnam era. Subject to the foregoing and during the performance of this Agreement, Consultant agrees as follows:

(a) Consultant will comply with all applicable laws and regulations providing that no person shall, on the grounds of race, religious creed, color, national origin, ancestry, physical disability, mental disability, medical condition, marital status, sex, age, sexual orientation, ethnicity, status as a disabled veteran or veteran of the Vietnam era be excluded from participation in, be denied the benefits of, or be subject to discrimination under any program or activity made possible by or resulting from this Agreement.

(b) Consultant will not discriminate against any employee or applicant for employment because of race, religious creed, color, national origin, ancestry, physical disability, mental disability, medical condition, marital status, sex, age, sexual orientation, ethnicity, status as a disabled veteran or veteran of the Vietnam era. Consultant shall ensure that applicants are employed, and the employees are treated during employment, without regard to their race, religious creed, color, national origin, ancestry, physical disability, mental disability, medical condition, marital status, sex, age, sexual orientation, ethnicity, status as a disabled veteran or veteran of the Vietnam era. Such requirement shall apply to Consultant's employment practices including, but not be limited to, the following: employment, upgrading, demotion or transfer; recruitment or recruitment advertising; layoff or termination; rates of pay or other forms of compensation; and selection for training, including apprenticeship. Consultant agrees to post in conspicuous places, available to employees and applicants for employment, notices setting forth the provision of this nondiscrimination clause.

(c) Consultant will, in all solicitations or advertisements for employees placed by or on behalf of Consultant in pursuit hereof, state that all qualified applicants will receive consideration for employment without regard to race, religious creed, color, national origin,

## AGREEMENT FOR PROFESSIONAL CONSULTANT SERVICES

ancestry, physical disability, mental disability, medical condition, marital status, sex, age, sexual orientation, ethnicity, status as a disabled veteran or veteran of the Vietnam era.

(d) If Consultant should subcontract all or any portion of the services to be performed under this Agreement, Consultant shall cause each subconsultant to also comply with the requirements of this Section 13.

### 14. Indemnification.

(a) Design Professional Services. To the fullest extent permitted by law, including but not limited to Civil Code Section 2782.8, in performing “design professional services” as defined in Section 2782.8, the Consultant agrees to indemnify, defend, and save the City, the Moreno Valley Community Services District (CSD), and the Moreno Valley Housing Authority (MVHA), their officers, agents and employees harmless from any and all liability, claims, demands, damages, or injuries to any person, including injury to the Consultant's employees and all claims to the extent which arise from or are connected with the negligent, reckless, or willful misconduct in the performance of or failure to perform the work or other obligations of the Consultant under this RFP and/or related Agreement, or are caused or claim to be caused by the negligent acts of the Consultant, its officers, agents or employees, or its subconsultant(s) or any person acting for the Consultant or under its control or direction; provided, however, that this indemnification and hold harmless shall not include claims arising from the negligence, or willful misconduct of the City, MVHA, and CSD, their officers, agents or employees; and does not apply to any passive negligence of City unless caused at least in part by Consultant.

(b) Non-Design Professional Services. For all non-design professional services, Consultant shall indemnify, defend, and save the City, the Moreno Valley Community Services District (CSD), and the Moreno Valley Housing Authority (MVHA), their officers, agents and employees harmless from any and all liability, claims, demands, damages, or injuries to any

**AGREEMENT FOR PROFESSIONAL CONSULTANT SERVICES**

person, including injury to the Consultant's employees and all claims to the extent which arise from or are connected with the performance of or failure to perform the work or other obligations of the Consultant, or are caused or claim to be caused by the acts of the Consultant, its officers, agents or employees, or its subconsultant(s) or any person acting for the Consultant or under its control or direction; provided, however, that this indemnification and hold harmless shall not include claims arising from the negligence or willful misconduct of the City, MVHA, and CSD, their officers, agents or employees.

(c) If Consultant should subcontract all or any portion of the services to be performed under this Agreement, Consultant shall require each subconsultant to indemnify, hold harmless and defend City, CSD, Housing Authority and each of their officers, officials, employees, agents and volunteers in accordance with the terms of the preceding paragraph.

(d) CalPERS Indemnity. To the fullest extent permitted by law, in addition to obligations set forth in this section, in the event that any person providing services under this Agreement is determined by a court of competent jurisdiction or CalPERS to be eligible for enrollment in CalPERS as an employee of the City, to the fullest extent of the law, Consultant shall indemnify, defend, and hold harmless City for any costs and expenses incurred by City, including without limitation, payment that City is required as a result to make to CalPERS, whether in the form of employee and/or employer contributions, taxes, or any similar obligations, as well as for the payment of any penalties and interest.

15. CalPERS Participation. As set forth in this Agreement and in the Request for Qualifications, City has an obligation to treat all persons working for or under the direction of Consultant as an independent Consultant of City and agents and employees of Consultant, and not as agents or employees of City. Consultant and City acknowledge and agree that City participates in a defined benefit plan ("CalPERS"), and that it is possible that CalPERS may find

## AGREEMENT FOR PROFESSIONAL CONSULTANT SERVICES

that persons providing services pursuant to this Agreement are employees of City and should be registered with the CalPERS as employees of City.

16. CalPERS Retiree Disclosure. Consultant hereby expressly agrees to clearly and conspicuously disclose to City in writing any and all persons working for Consultant who are retirees under the California Public Employees' Retirement System (CalPERS) whom receives a monthly CalPERS retirement allowance, and whom are, subject to City approval, assigned by Consultant to provide services to City under the Agreement, prior to such person performing any services hereunder. Nothing herein shall be deemed or interpreted to limit a CalPERS retiree's obligations under applicable law, rules or regulations.

17. Joint Cooperation. In the event that CalPERS initiates an inquiry that includes examination of whether individuals providing services under this Agreement to City are City's employees, Consultant shall within five days and share all communications and documents from CalPERS that it may legally share. In the event that either Consultant or City files an appeal or court challenge, Consultant and City each agree to cooperate with each other in responding to the inquiry and any subsequent administrative appeal or court challenge of an adverse determination.

This section shall survive termination or expiration of this Agreement.

18. Insurance.

(a) Throughout the life of this Agreement, Consultant shall pay for and maintain in full force and effect all insurance as required in **Exhibit "E"** or as may be authorized in writing by the City Manager or his/her designee at any time and in his/her sole discretion.

(b) If at any time during the life of the Agreement or any extension, Consultant or any of its subconsultant fail to maintain any required insurance in full force and effect, all services and work under this Agreement shall be discontinued immediately, and all payments

**AGREEMENT FOR PROFESSIONAL CONSULTANT SERVICES**

due or that become due to Consultant shall be withheld until notice is received by City that the required insurance has been restored to full force and effect and that the premiums therefore have been paid for a period satisfactory to City. Any failure to maintain the required insurance shall be sufficient cause for City to terminate this Agreement. No action taken by City pursuant to this section shall in any way relieve Consultant of its responsibilities under this Agreement. The phrase "fail to maintain any required insurance" shall include, without limitation, notification received by City that an insurer has commenced proceedings, or has had proceedings commenced against it, indicating that the insurer is insolvent.

(c) The fact that insurance is obtained by Consultant shall not be deemed to release or diminish the liability of Consultant, including, without limitation, liability under the indemnity provisions of this Agreement. The duty to indemnify City shall apply to all claims and liability regardless of whether any insurance policies are applicable. The policy limits do not act as a limitation upon the amount of indemnification to be provided by Consultant. Approval or purchase of any insurance contracts or policies shall in no way relieve from liability nor limit the liability of Consultant, its principals, officers, agents, employees, persons under the supervision of Consultant, vendors, suppliers, invitees, consultants, sub-consultants, subconsultants or anyone employed directly or indirectly by any of them.

(d) Upon request of City, Consultant shall immediately furnish City with a complete copy of any insurance policy required under this Agreement, including all endorsements, with said copy certified by the underwriter to be a true and correct copy of the original policy. This requirement shall survive expiration or termination of this Agreement.

(e) If Consultant should subcontract all or any portion of the services to be performed under this Agreement, Consultant shall require each subconsultant to provide insurance protection in favor of City and each of its officers, officials, employees, agents and

## AGREEMENT FOR PROFESSIONAL CONSULTANT SERVICES

volunteers in accordance with the terms of this section, except that any required certificates and applicable endorsements shall be on file with Consultant and City prior to the commencement of any services by the subconsultant.

19. The waiver by either party of a breach by the other of any provision of this Agreement shall not constitute a continuing waiver or a waiver of any subsequent breach of either the same or a different provision of this Agreement. No provisions of this Agreement may be waived unless in writing and signed by all parties to this Agreement. Waiver of any one provision herein shall not be deemed to be a waiver of any other provision herein.

20. Consultant and subconsultants shall pay prevailing wage rates when required by the Labor Laws of the State of California. Consultant and all of Consultant's subcontractors, if any, shall pay each employee engaged in all applicable trades or occupation not less than the prevailing hourly wage rate for work of a similar character in the locality in which the public work is performed, and not less than the general prevailing rate of per diem wages for holiday and overtime work. In accordance with the provisions of Section 1770 of the California Labor Code ("Labor Code"), the Director of Department of Industrial Relations of the State of California has determined the general prevailing rates of wages and employer payments for health and welfare, pension, vacation, travel time, and subsistence pay as provided for in Labor Code Section 1773.8, apprenticeship or other training programs authorized by Labor Code Section 3093 and similar purposes applicable to the work to be done. Said wages are available through the California Department of Industrial Relations' Internet website at <http://www.dir.ca.gov/dlsr/PWD/index.htm> and are on file at City Hall, as provided in Section 1773.2 of the Labor Code. Said rates shall be posted at the Project site where work is to be performed, in accordance with Labor Code Section 1773.2. Consultant shall access a copy of the wage rate determination and shall make all subcontractors, if any, aware of the

## AGREEMENT FOR PROFESSIONAL CONSULTANT SERVICES

determination. As the wage determination for each craft reflects an expiration date, it shall be the Consultant's responsibility to ensure that the prevailing wage rates of concern are current and paid. Subject to the safe harbor provisions of Labor Code Section 1775, Consultant shall forfeit to the City an amount not to exceed two hundred dollars (\$200) for each calendar day or portion thereof, as set by the Labor Commissioner in accordance with the terms of Labor Code section 1775, for each laborer, workmen or mechanics employed that is paid less than the general prevailing rate of wages herein referred to and stipulated for any work done under the proposed contract, by him, or by any subcontractor under him, in violation of the provisions of the Labor Code, and in particular, Sections 1770 to 1781 inclusive. Consultant and any and all or its subcontractors shall forfeit to the City twenty-five dollars (\$25) for each worker employed in the performance of this Agreement for each calendar day during which the worker is required or permitted to work more than eight (8) hours in any one calendar day and forty (40) hours in any one calendar week in violation of the provisions of Section 1813 of the Labor Code. In the event the total cost of the Project is thirty thousand dollars (\$30,000.00) or more, Consultant shall further comply with provisions set forth in Labor Code Section 1777.5 pertaining to employment of properly registered apprentices, including without limitation the obligation to (i) pay employed apprentices the prevailing rate of per diem wages for apprentices in the trade to which he or she is registered and shall be employed only at the work of craft or trade to which he or she is registered; (ii) employ apprentices in at least the ratio as set forth in said section; (iii) submit contract award information to an applicable apprenticeship program; and (iv) contribute to California Apprenticeship Council.

Consultant and all subcontractors hired to perform any work under the Project shall keep accurate payroll records, including the name, address, social security number, work classification, straight time and overtime hours worked each day and week, and the actual per

**AGREEMENT FOR PROFESSIONAL CONSULTANT SERVICES**

diem wages paid to each worker, in accordance with Section 1776 of the Labor Code. Payroll records shall be on forms provided by the Division of Labor Standards Enforcement (“DLSE”) or in a manner containing the same information as the forms provided by the DLSE. Failure to comply with the above may result in monetary penalties to the Consultant or affected subcontractor. Payroll records shall be verified by written declaration made under penalty of perjury, that the information contained in the records is true and correct. Consultant and any and all subcontractors shall make a certified copy of all payroll records available for inspection by DLSE, the City or any member of the public and otherwise provide certified copies of such records to any of the foregoing within ten (10) days of Consultant’s and subcontractor’s receipt of written request therefor. Failure to comply with the above may result in monetary penalties, in accordance with Labor Code Section 1776(d) and (h).

Notwithstanding anything else to the contrary, Consultant hereby acknowledges that all contractors and subcontractors must be registered with the Department of Industrial Relations (“Department”) pursuant to Labor Code Section 1725.5 in order to be qualified to bid on, be listed in a bid proposal, subject to the requirements of Section 4104 of the Public Contract Code, or engage in the performance of any public work contract, including this Agreement, that is subject to the payment of prevailing wages. The Project is subject to compliance monitoring and enforcement by the Department of Industrial Relations. In accordance with Section 3700 of the Labor Code, Consultant must secure payment of compensation to all Consultant’s employees. Consultant represents and warrants that Consultant is registered with the Department in the manner prescribed by the Department and has paid the requisite application fee, as required by Labor Code Section 1725.5. Moreover, prior to Consultant entering into any contracts with any subcontractor, Consultant shall obtain proof that all such subcontractors have also registered with the Department in accordance with Section 1725.5.



## AGREEMENT FOR PROFESSIONAL CONSULTANT SERVICES

21. (a) The Consultant shall deliver to the [Public Works Director/City Engineer of the City or his designated representative](#), fully completed and detailed project-related documents which shall become the property of the City. The Consultant may retain, for its files, copies of any and all material, including drawings, documents, and specifications, produced by the Consultant in performance of this Agreement.

(b) The Consultant shall be entitled to copies of all furnished materials for his files and his subconsultants, if any.

(c) The City agrees to hold the Consultant free and harmless from any claim arising from any unauthorized use of computations, maps, and other documents prepared or provided by the Consultant under this Agreement, if used by the City on other work without the permission of the Consultant. Consultant acknowledges that Consultant work product produced under this agreement may be public record under State law.

22. (a) This Agreement shall terminate without any liability of City to Consultant upon the earlier of: (i) Consultant's filing for protection under the federal bankruptcy laws, or any bankruptcy petition or petition for receiver commenced by a third party against Consultant; (ii) 10 calendar days prior written notice with or without cause by City to Consultant; (iii) City's non-appropriation of funds sufficient to meet its obligations hereunder during any City fiscal year of this Agreement, or insufficient funding for the Project; or (iv) expiration of this Agreement. The written notice shall specify the date of termination. Upon receipt of such notice, the Consultant may continue services on the project through the date of termination, provided that no service(s) shall be commenced or continued after receipt of the notice, which is not intended to protect the interest of the City. The City shall pay the Consultant within thirty (30) days after the date of termination for all non-objected to services performed by the Consultant in accordance herewith

**AGREEMENT FOR PROFESSIONAL CONSULTANT SERVICES**

through the date of termination. Consultant shall not be paid for any work or services performed or costs incurred which reasonably could have been avoided.

(b) In the event of termination due to failure of Consultant to satisfactorily perform in accordance with the terms of this Agreement, City may withhold an amount that would otherwise be payable as an offset to, but not in excess of, City's damages caused by such failure. In no event shall any payment by City pursuant to this Agreement constitute a waiver by City of any breach of this Agreement which may then exist on the part of Consultant, nor shall such payment impair or prejudice any remedy available to City with respect to the breach.

(c) Upon any breach of this Agreement by Consultant, City may (i) exercise any right, remedy (in contract, law or equity), or privilege which may be available to it under applicable laws of the State of California or any other applicable law; (ii) proceed by appropriate court action to enforce the terms of the Agreement; and/or (iii) recover all direct, indirect, consequential, economic and incidental damages for the breach of the Agreement. If it is determined that City improperly terminated this Agreement for default, such termination shall be deemed a termination for convenience.

(d) Consultant shall be liable for default unless nonperformance is caused by an occurrence beyond the reasonable control of Consultant and without its fault or negligence such as, acts of God or the public enemy, acts of City in its contractual capacity, fires, floods, epidemics, quarantine restrictions, strikes, unusually severe weather, and delays of common carriers. Consultant shall notify City in writing as soon as it is reasonably possible after the commencement of any excusable delay, setting forth the full particulars in connection therewith, and shall remedy such occurrence with all reasonable dispatch, and shall promptly give written notice to Administrator of the cessation of such occurrence.

23. This Agreement is binding upon the City and the Consultant and their successors

**AGREEMENT FOR PROFESSIONAL CONSULTANT SERVICES**

and assigns. Except as otherwise provided herein, neither the City nor the Consultant shall assign, sublet, or transfer its interest in this Agreement or any part thereof without the prior written consent of the other.

24. A City representative shall be designated by the City and a Consultant representative shall be designated by the Consultant. The City representative and the Consultant representative shall be the primary contact person for each party regarding performance of this Agreement. The City representative shall cooperate with the Consultant, and the Consultant's representative shall cooperate with the City in all matters regarding this Agreement and in such a manner as will result in the performance of the services in a timely and expeditious fashion.

25. This Agreement represents the entire and integrated Agreement between the City and the Consultant, and supersedes all prior negotiations, representations or Agreements, either written or oral. This Agreement may be modified or amended only by a subsequent written Agreement signed by both parties.

26. Where the payment terms provide for compensation on a time and materials basis, the Consultant shall maintain adequate records to permit inspection and audit of the Consultant's time and materials charges under this Agreement. The Consultant shall make such records available to the City at the Consultant's office during normal business hours upon reasonable notice. Nothing herein shall convert such records into public records. Except as may be otherwise required by law, such records will be available only to the City. Such records shall be maintained by the Consultant for three (3) years following completion of the services under this Agreement.

27. The City and the Consultant agree, that to the extent permitted by law, until final approval by the City, all data shall be treated as confidential and will not be released to third

**AGREEMENT FOR PROFESSIONAL CONSULTANT SERVICES**

parties without the prior written consent of both parties.

28. (a) Consultant shall comply, and require its subconsultants to comply, with all applicable (i) professional canons and requirements governing avoidance of impermissible client conflicts; and (ii) federal, state and local conflict of interest laws and regulations including, without limitation, California Government Code Section 1090 et. seq., the California Political Reform Act (California Government Code Section 87100 et. seq.) and the regulations of the Fair Political Practices Commission concerning disclosure and disqualification (2 California Code of Regulations Section 18700 et. seq.). At any time, upon written request of City, Consultant shall provide a written opinion of its legal counsel and that of any subconsultant that, after a due diligent inquiry, Consultant and the respective subconsultant(s) are in full compliance with all laws and regulations. Consultant shall take, and require its subconsultants to take, reasonable steps to avoid any appearance of a conflict of interest. Upon discovery of any facts giving rise to the appearance of a conflict of interest, Consultant shall immediately notify City of these facts in writing.

(b) In performing the work or services to be provided hereunder, Consultant shall not employ or retain the services of any person while such person either is employed by City or is a member of any City council, commission, board, committee, or similar City body. This requirement may be waived in writing by the City Manager, if no actual or potential conflict is involved.

(c) Consultant represents and warrants that it has not paid or agreed to pay any compensation, contingent or otherwise, direct or indirect, to solicit or procure this Agreement or any rights/benefits hereunder.

(d) Neither Consultant, nor any of Consultant's subconsultants performing any services on this Project, shall bid for, assist anyone in the preparation of a bid for, or perform

## AGREEMENT FOR PROFESSIONAL CONSULTANT SERVICES

any services pursuant to, any other contract in connection with this Project unless fully disclosed to and approved by the City Manager, in advance and in writing. Consultant and any of its subconsultants shall have no interest, direct or indirect, in any other contract with a third party in connection with this Project unless such interest is in accordance with all applicable law and fully disclosed to and approved by the City Manager, in advance and in writing. Notwithstanding any approval given by the City Manager under this provision, Consultant shall remain responsible for complying with Section 25(a), above.

(e) If Consultant should subcontract all or any portion of the work to be performed or services to be provided under this Agreement, Consultant shall include the provisions of this Section 25 in each subcontract and require its subconsultants to comply therewith.

(f) This Section 25 shall survive expiration or termination of this Agreement.

29. All Plans, drawings, Specifications, reports, logs, and other documents prepared by the Consultant in its performance under this Agreement shall, upon completion of the project, be delivered to and be the property of the City, provided that the Consultant shall be entitled, at its own expense, to make copies thereof for its own use.

30. The laws of the State of California shall govern the rights, obligations, duties, and liabilities of the parties to this Agreement, and shall also govern the interpretation of this Agreement. Venue shall be vested in the Superior Court of the State of California, County of Riverside.

31. Consultant expressly waives any and all rights and benefits conferred upon it by the provisions of Section 1542 of the California Civil Code which reads as follows:

“A general release does not extend to claims that the creditor or releasing party does not know or suspect to exist in his or her favor at the time of

**AGREEMENT FOR PROFESSIONAL CONSULTANT SERVICES**

executing the release and that, if known by him or her, would have materially affected his or her settlement with the debtor or released party.”

\_\_\_\_\_  
Initials

This waiver shall be effective as a bar to any and all actions, fees, damages, losses, claims, liabilities and demands of whatsoever character, nature and kind that are known or unknown, or suspected or unsuspected, including, without limitation, claims of entitlements under the California Public Employees’ Retirement System (CalPERS) that are only afforded to employees and not independent contractors. Consultant further represents and warrants that it understands this waiver and that if it does not understand this waiver, it shall seek the advice of a qualified attorney before executing this Agreement.

Consultant hereby expressly agrees to clearly and conspicuously disclose to City in writing any and all persons working for Consultant who are retirees under the California Public Employees’ Retirement System (CalPERS) whom receives a monthly CalPERS retirement allowance, which may provide services to City under the Agreement, prior to such person performing any services thereunder. Nothing herein shall be deemed or interpreted to limited a CalPERS retiree’s obligations under applicable law, rules or regulations.

**SIGNATURE PAGE FOLLOWS**

Attachment: Consultant Agreement for TS Eng Svcs\_(Jacobs Engng)\_Jacobs\_FINAL\_v21 (6388 : AUTHORIZATION TO AWARD A

IN WITNESS HEREOF, the parties have each caused their authorized representative to execute this Agreement.

City of Moreno Valley

Consultants Name

BY: \_\_\_\_\_  
City Manager

BY: \_\_\_\_\_

Name: \_\_\_\_\_

\_\_\_\_\_  
Date

TITLE: \_\_\_\_\_  
(President or Vice President)

\_\_\_\_\_  
Date

<b><u>INTERNAL USE ONLY</u></b>
APPROVED AS TO LEGAL FORM:
_____ City Attorney
_____ Date
RECOMMENDED FOR APPROVAL:
_____ Public Works Director/City Engineer
_____ Date

BY: \_\_\_\_\_

Name: \_\_\_\_\_

TITLE: \_\_\_\_\_  
(Corporate Secretary)

\_\_\_\_\_  
Date

- Enclosures:
- Exhibit "A" – City Scope of Services
  - Exhibit "B" – Consultant Proposal
  - Exhibit "C" – City Services
  - Exhibit "D" – Terms of Payment
  - Exhibit "E" – Insurance Requirements

Attachment: Consultant Agreement for TS Eng Svcs\_(Jacobs Engng)\_Jacobs\_FINAL\_v21 (6388 : AUTHORIZATION TO AWARD A

**EXHIBIT "A"**

## SCOPE OF SERVICES

**Traffic Signal Design**

- Design traffic signals
- Evaluate existing signal timing plans
- Conduct field evaluations regarding the signal timing optimization
- Optimize signal timing plans by using Synchro
- Coordinate the signal timing plans of highway ramps with Caltrans
- Develop signal coordination plans for corridors and roadway networks

**Traffic Management Center (TMC)**

- Evaluate and operate the operation of the City's TMC
- Recommend TMC improvements

**Other Support Services**

- Review traffic signal plans submitted by developers
- Draft grant applications related to traffic signal upgrades
- Provide guidance to traffic maintenance operations
- Resolve difficult traffic signal maintenance issues on site
- Coordinate with other departments on the fiber usage
- Provide training to engineering staff
- Perform traffic signal safety analysis
- Design the City's fiber communication plan



**EXHIBIT "B"**

CONSULTANT PROPOSAL

Attachment: Consultant Agreement for TS Eng Svcs\_(Jacobs Engng)\_Jacobs\_FINAL\_v21 (6388 : AUTHORIZATION TO AWARD A

# Jacobs

## Traffic Signal Engineering Services

Submitted to:  
City of Moreno Valley

April 27, 2023



Attachment: Consultant Agreement for TS Eng Svcs\_(Jacobs Engng)\_Jacobs\_FINAL\_v21 (6388 : AUTHORIZATION TO AWARD A

April 27, 2023

City of Moreno Valley  
14177 Frederick Street  
Moreno Valley, CA 92552

**Subject: Request for Proposal for Professional Traffic Signal Engineering Services**

Dear Members of the Selection Committee,


Jacobs is excited to present our proposal to you to continue our efforts to help Moreno Valley optimize its traffic signal operations. We offer the following benefits to you:

- Unmatched local knowledge. Our Project Manager, John Kerenyi, is well-known to Moreno Valley, having served for 15 years as a Senior Engineer and having planned, designed, integrated, and operated the City's traffic signal system. We are also currently under contract with you, and are dedicated to continuing to assist the City long-term.
- Dedicated team of experienced, local professionals. John will be supported by two key staff: Alfredo Ventura-Cabrera, an traffic signal designer with 10 years of experience and licenses in Traffic and Civil Engineering; and Michael Sampson, who brings 10 years of experience in both the public and private sectors in traffic engineering and grant writing.
- Unmatched resources. During the course of our service to Moreno Valley, the need may arise to undertake unique assignments. Whether the need is for a niche expertise or for manpower, Jacobs' resources are available to help.
- Pushing the cutting edge of traffic signal operations. Jacobs is a leader in the application of Intelligent Transportation Systems to optimizing arterial mobility. Moreno Valley's extensive tech infrastructure would make an ideal pilot deployment for a new mobility concept we are developing. We'd welcome the opportunity to discuss this solution with you at the appropriate time.

We hereby acknowledge Addendum 1, which we also acknowledged via the PlanetBids portal.

We look forward to partnering with you to make the most of the City's ITS investment to the benefit of its constituents. Please contact me at (909) 974-2702 or [john.kerenyi@jacobs.com](mailto:john.kerenyi@jacobs.com) to discuss how we can best serve you.

Sincerely,



John Kerenyi, P.E.  
Project Manager



Hany Maroun, P.E.  
Business Vice President  
People & Places Solutions

Traffic Signal Engineering Services

---

Contents

Cover Letter..... i

1. Firm Qualifications ..... 3

2. Team Qualifications ..... 4

    Related Project Experience ..... 4

3. Services to be provided ..... 6

    3.1 Exceptions..... 8

Attachment: Consultant Agreement for TS Eng Svcs\_(Jacobs Engrng)\_Jacobs\_FINAL\_v21 (6388 : AUTHORIZATION TO AWARD A

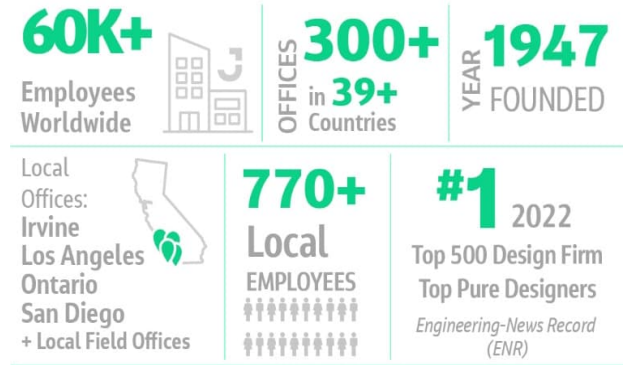
## Traffic Signal Engineering Services

### 1. Firm Qualifications

# Jacobs

Jacobs leads the global professional services sector providing solutions for a more connected, sustainable world.

Since our founding in 1947, we have grown to a workforce of 61,000 professionals globally. From complex resilient infrastructure to critical transportation to state-of-the art buildings, we help our clients achieve their most important infrastructure objectives while adding value and maintaining efficiency through innovative solutions. We deploy industry-leading concepts, practices, and solutions to successfully deliver a wide range of services across all project types, including buildings, energy, environmental, civil works, transportation, and water/wastewater.



### Demonstrated commitment to providing Traffic Engineering Services

For 2021, *Engineering News-Record* ranked Jacobs No. 1 on its Top 500 Design Firms list and No. 2 for both Highways and Transportation. Jacobs employs hundreds of experienced traffic engineers who not only deliver projects of all sizes on time and on budget, but also support the traffic engineering profession by providing thought leadership and serving at the highest levels of the professional organizations central to the field. Rosana Correa, International President of the Institute of Transportation Engineers, is a Jacobs employee.

Client service is a cornerstone principle upon which Jacobs was founded. With that premise, we have always committed – and will continue to commit on this project – to making key staff available as required by Moreno Valley.

### Quality control/quality assurance plan

Our team's commitment to quality starts with our philosophy that "quality is everyone's job" and we do things right the first time. Key elements of our quality control plan include:

- Frequent over-the-shoulder reviews.
- Production quality control reviews by independent, expert personnel.
- QC executed by a "fresh eyes" team member to assure work is correct.

Quality control of our work goes beyond our review processes. As technology and mandates are quickly evolving, our team is best equipped to bring you the latest innovations in traffic signal design and operations. One way we will achieve this is through our Communities of Practice (CoPs) Teams Channels. Jacobs has developed CoPs that bring together subject matter expertise in many niche areas. Think of the CoP as Jacobs' internal consulting facilitation system.

In addition to our CoPs, Jacobs' constant involvement in industry associations like the Transportation Research Board (TRB), Institute of Transportation Engineers (ITE), and ITS America/ITS California, as well as our involvement in other industry development committees, task forces, and meetings provides added assurance that Jacobs is staying current in relevant transportation electrification topics.

### Longevity/financial stability

Jacobs was founded in 1947. We are a publicly traded firm (ticker symbol: J) and as such, our financial strength is evident in our public filings. The Jacobs 2021 Integrated Annual Report, SEC filings, and proxy reports can be found at <https://invest.jacobs.com/overview/default.aspx>.

### Budget and Schedule Track Record

We are currently under contract to perform traffic signal engineering services with Moreno Valley. We are on schedule and on budget, and working on multiple fronts simultaneously to deliver the work.

## Traffic Signal Engineering Services

### 2. Team Qualifications

We have assembled a right-sized team of local experts for this work. Project Manager John Kerenyi will serve as Project Manager and lead engineer. John joins Jacobs after having been employed by the City of Moreno Valley from 2006 to 2021 as a Senior Engineer; including twice as Acting City Traffic Engineer. While at Moreno Valley, he led the deployment of the City's current advanced traffic management system, including securing funding from multiple grant sources including CMAQ and HSIP.

John has extensive familiarity with federal and state procedures. He applied for and successfully delivered numerous Caltrans Local Assistance grant-funded projects while at Moreno Valley, and is well-versed with standards such as the California MUTCD and Caltrans Standard Plans; as well as federal procurement regulations. While with Moreno Valley, he documented his expertise in procurement of ITS equipment on federally funded projects by publishing a paper with the 2020 Caltrans Innovation Expo entitled "LAPM-Friendly Options for Procuring Materials and Equipment at the Best Cost."

Since joining Jacobs, John is called upon to manage, support, and deliver projects throughout California in many disciplines including transportation planning, traffic, and Intelligent Transportation Systems (ITS) design, and traffic operations. John is currently serving Moreno Valley in a consulting role, successfully performing the same services requested by this RFP. He is regularly on site, will continue to be on site one day a week if selected under this contract, and is local to the area and is dedicated to being actively involved in City Hall as project manager for this contract.

John is a licensed Traffic Engineer and Electrical Engineer, and holds a Professional Traffic Operations Engineer (PTOE) certificate. He has been with Jacobs for one year.

Alfredo Cabrera Ventura will support John to design traffic signals and review traffic signal plans. He has over 10 years of experience in traffic engineering, including traffic signal design, traffic signal synchronization, traffic management system, and Intelligent Transportation Systems (ITS) projects. He has participated in projects related to coordinating of major arterials, design of traffic management centers, ITS systems, traffic signal modification, traffic studies, and freeway interchange design. He is located in Orange County and will support John in providing on-site services.

Alfredo is a licensed Traffic Engineer and Civil Engineer and has been with Jacobs for six years.

Michael Sampson will prepare fiber optic communication plans under John's direction, and will support grant application preparation. He was recently hired by John to support local public agencies. He has strong local knowledge and experience, having spent three years as staff at the City of Riverside advancing traffic engineering design projects. He is currently assisting John with PS&E for Caltrans District 11, and lighting and CCTV camera improvements for the rehabilitation of Parking Lot 5 at Ontario Airport. Michael has been with Jacobs since February 2023. Michael is located in Orange County and will also support John in providing on-site services.

### Related Project Experience

Our team offers not only unmatched experience serving Moreno Valley in multiple capacities, but also expertise serving other California clients in similar roles, such as traffic signal design and Intelligent Transportation Systems.

#### Traffic Signal Support Services, City of Moreno Valley



Jacobs is currently providing the following services under contract with Moreno Valley: Development of new traffic signal synchronization plans for the Cactus Avenue corridor, Perris Boulevard at the SR-60 interchange, and Heacock Avenue at the SR-60 interchange; updating clearance intervals, including updating a database of traffic signal timing status and training City staff in proper clearance interval setting; establishing and re-establishing traffic signal communications, including training City staff in communication fundamentals; and documenting TMC operation and training staff in using the TMC technology.

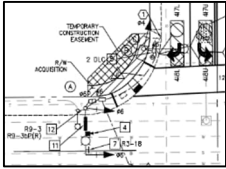
**Key staff:** John Kerenyi

**Relevance:** We are currently helping keep Moreno Valley's traffic signal system running optimally.



## Traffic Signal Engineering Services

## Traffic Signal at Ellis Avenue and Mt. Langley Street, City of Fountain Valley



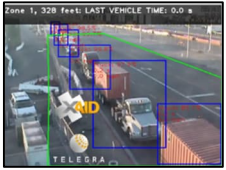
Jacobs is currently preparing PS&E for the signalization of the intersection of Ellis Avenue and Mt. Langley Street to provide access to the Orange County Sanitation District's new headquarters building. The work includes a traffic signal plan, a traffic signal communication plan to extend the City's fiber optic communication network to the new signal, acquisition of new right-of-way from two adjacent property owners, utility coordination, potholing in design to identify potential obstructions, pre-ordering long lead time materials to expedite completion, construction cost estimate, and development of special provisions.

**Key staff:** John Kerenyi, Alfredo Cabrera Ventura

Reference: Gustavo Silva, 305-338-0301, [gsilva@ocsan.gov](mailto:gsilva@ocsan.gov)

Relevance: Demonstrates the ability to complete traffic signal designs expertly, on time, and on budget.

## Port of Oakland FITS



The Freight Intelligent Transportation Systems (FITS) project is nearing construction completion. More than five years in the making, it was conceived by Jacobs in conjunction with Port of Oakland and Alameda County Transportation Commission staff. Jacobs prepared a grant application presenting a menu of potential technology solutions to FHWA, and all modules were approved for funding. The project includes a TMC, a new traffic control system with specially prepared incident response plans, CCTV, DMS, and the following freight-specific technologies: Weigh-in-motion, RFID tag readers to identify commercial vehicles, queue detection at pier entrances and train crossings, and a scheduling/smart parking system to allow CV's to spend less time waiting in line. The Jacobs team prepared the systems engineering analyses, PS&E, and advised during construction. Jacobs will assist in performing systems engineering verification functions as part of system commissioning this summer.

**Key staff:** John Kerenyi

Reference: Kanda Raj, Project Manager, Alameda County Transportation Commission, 510-208-7465, [kraj@alamedactc.org](mailto:kraj@alamedactc.org)

Relevance: Demonstrates the ability to apply technology solutions to complex problems, and strategize and deliver on funding opportunities.

## Traffic Signal and ITS Designs, Caltrans District 11



Jacobs staff have completed multiple task orders encompassing traffic signal design and Intelligent Transportation Systems design, including traffic signal modifications to support ADA ramp improvements at 27 intersections on two task orders; modifications to a Commercial Vehicle Enforcement Facility to add a lane for additional throughput; preparation of three traffic signal designs to support innovative bicycle detection and sheltering in a rural area; and adding video and loop detection at over 100 individual locations on I-5 between the international border and La Jolla.

**Key staff:** John Kerenyi, Alfredo Cabrera Ventura, Michael Sampson

Reference: Enrique Bernal, Electrical Engineer, Caltrans District 11, 619-955-3415, [enrique.bernal@dot.ca.gov](mailto:enrique.bernal@dot.ca.gov)

Relevance: Demonstrates the ability to apply our knowledge of technology and traffic engineering fundamentals to efficiently get projects to construction.

## Traffic Signal Engineering Services

### 3. Services to be provided

We are uniquely suited to serve Moreno Valley in training and supporting your staff because our Project Manager expertly performed all the requested services as a member of City staff from 2006 to 2021.

At Moreno Valley, John was responsible for designing and constructing traffic signals and related facilities throughout his time with you. His arrival as a highly qualified traffic signal designer spurred commencement of the City's in-house design program. His experience designing traffic signals in Moreno Valley also pre-dated his arrival on staff; as a consultant, he prepared traffic signal designs for development in Moreno Valley. As a result, he has over 20 years of Moreno Valley-specific experience in traffic signal design. He also has strong personal and professional relationships with the City's maintenance staff, who entrust him to have their interests foremost.

The Jacobs team will provide the following services to Moreno Valley under this contract:

Prepare traffic signal designs. Efficient traffic signal design requires knowledgeable staff and the right design software. We offer both. We'll also handle utility coordination using the City's standard process, and can assist in routing plans for review and preparing the bid package including boilerplate. We also maintain a current traffic signal work item price list for use in efficiently generating accurate engineer's estimates. If the need arises, we can supply inspection and construction engineering support.

Evaluate signal timing plans (local and coordinated) to maximize efficiency. We will continue to observe and fine-tune Moreno Valley's traffic signal performance. We would like to explore making full use of the City's new ATC controllers by implementing peer-to-peer communication on Lasselle Street between Iris Avenue and College Drive. Such a configuration would hold the light green for traffic arriving at College Drive from Iris, while allowing Lasselle/Iris to run free; thereby maximizing responsiveness to the highly variable traffic conditions there.

Perform field evaluation of traffic signal synchronization plans. As the need arises, we will drive the corridors with your staff to identify and improve inefficiencies. This effort is most efficiently conducted in conjunction with training for how to use the City's travel time analysis software suite.

Provide traffic signal optimization using Synchro. The Synchro traffic signal optimization program has long been the best tool for preparing new coordination plans because it's easy to use and does a great job selecting cycle lengths. Although Synchro-optimized timing is never ready to deploy without refinement, we also appreciate the ease with which timing parameters can be adjusted in the time-space diagram. We'll use our expertise, developed over many years, to prepare timing that will progress traffic while minimizing side-street delay. We'll also pass along our knowledge to staff via formal and informal training that is already underway under our current contract.

Interface with Caltrans to jointly implement synchronization plans. This work is currently underway at three interchanges. We believe the next interchanges to be optimized should be Frederick Street/Pigeon Pass Road, and Moreno Beach Drive. The latter interchange successfully operated in a coordinated manner for years using timing that John developed serving as City staff, and the soon-to-be-completed interchange project will require the synchronization plan to be revisited.

Develop signal coordination plans. We will apply our in-depth knowledge of both Moreno Valley traffic patterns and the City's traffic signal equipment to efficiently add and update traffic signal coordination plans with the goal of keeping people and goods moving. Our expertise in developing signal coordination plans means less time spent fine-tuning initially. And, we'll continue to monitor timing plan performance over time to make adjustments as conditions change.

Operate the TMC and provide office hours. John will establish office hours (one day a week minimum) to work side-by-side with your staff to further develop staff in use of the TMC, and to liaison with City staff for grant brainstorming, discussing decisions made during his tenure, and similar activities. Also, through our current contract, our PM has the ability to monitor and control traffic signal operations remotely, and regularly logs in to gauge signal system status.

Recommend TMC improvements. We are currently evaluating arterial traffic management systems for the City. We look forward to building on this work by supporting procurement and installation of a new system, which will provide ease of operation for both City and Jacobs staff going forward.



## Traffic Signal Engineering Services

---

Review traffic signal plans for new development. To make the best use of resources, we will use a team approach to review traffic signal plans. Alfredo will perform a detailed technical review of the plans, and John will provide a big-picture review to ensure standards compliance, compatibility with City of Moreno Valley policies and procedures including maintenance concerns, and best manner for integration into the traffic signal communication system. Checklists that John developed during his employment with Moreno Valley will be kept up-to-date and used to work efficiently and ensure completeness.

Prepare grant applications for traffic signal upgrades. When the time arises to take advantage of funding opportunities, we'll assist in generating narrative and exhibits to clearly communicate why Moreno Valley should be at the top of the list for funding. Our local presence means we can add color to applications with pictures we take when we visit potential improvement sites. However, our work on grant applications consists of more than just preparing the application. We will continue to bring opportunities to your attention, and jointly strategize with you on the opportunities most likely to receive funding and advance the City's mobility mission.

Provide guidance to traffic maintenance operations. John's strong working relationship with your maintenance staff means we will be entrusted to find the best solution for maintaining both the current system and any future system you select to deploy. When problems need a personal connection to solve, Moreno Valley signal maintenance staff knows they can count on Jacobs staff for help.

Resolve difficult traffic signal maintenance issues on site. The project manager's intimate understanding of Moreno Valley's traffic signal system, experience in troubleshooting, and strong professional relationship with the City's traffic signal maintenance staff, and local presence mean speedy resolution of thorny issues.

Coordinate with other departments on fiber optic assignment. Our staff have jointly pursued fiber optic deployment with the City's Technology Services and Electric Utility divisions. We also worked with Police Department staff to build and expand the City's camera system. Finally, we also brokered access to the fiber optic system for other users, such as including connections to City facilities as we developed fiber optic PS&E. We will continue to look out for the Transportation Engineering Division's interests as the fiber optic network expands to support other areas and other applications.

Provide training. Jacobs is currently training City staff in multiple areas, including calculation and documentation of clearance intervals, traffic signal communication fundamentals including IP address provisioning and configuration, and use of Synchro. We believe the assigned staff will be successful in this role, and we plan to continue to develop the City's in-house resources through training if selected.

Perform traffic signal safety analysis. Jacobs' assigned staff is expert in the use of the Crossroads traffic crash database to identify areas of concern with respect to traffic safety. We look forward to discussing how best to serve this need if selected.

Provide fiber optic communication design. We will prepare designs to cost-effectively extend the City's fiber optic infrastructure to additional intersections. We can also prepare communication plans for other technologies, such as point-to-point microwave (currently in use at several intersections in Moreno Valley, installed under John's direction).

The expense of installing new fiber optic conduit and cable dictates the need to closely coordinate this activity with the grant strategizing/preparation task above.

### Additional value from hiring Jacobs

Although not specifically requested in the RFP, hiring the Jacobs team would bring the following additional benefits to Moreno Valley:

Assistance in responding to constituent inquiries. The Project Manager was responsible for addressing inquiries related to traffic signal operations at Moreno Valley for years. Traffic signal synchronization tends to inconvenience some (generally, side-street users) for the benefit of others (the vehicles on the main street). This means those who are inconvenienced are incentivized to report. When called upon, we can hone in on the specific issue (which may be unrelated to coordination, such as a stuck detector) to find a solution that benefits everyone. Specific examples of issues that were solved to the satisfaction of all parties include:

- To address employee shift changes at the Karma Automotive ingress/egress, a special time-of-day table was prepared for the intersection of Perris Boulevard and Rivard Road to maximize side-street performance at certain times of day.

## Traffic Signal Engineering Services

- To reduce side-street delay without impacting main-street progression at multiple intersections, including Perris Boulevard/Brodiaea Avenue and Frederick Street/Bay Avenue, conditional service and permissive period parameters were implemented and fine-tuned. This resulted in the ability to serve the side street more than once a cycle if platoon arrival is not imminent.
- At multiple locations, coordination start and end times were adjusted to address a specific need. For example, the intersection of Heacock Street and Sunnymead Boulevard starts coordination later than the interchange intersections because its distance from the interchange means less likelihood of cascading queues until school traffic commences. Therefore, this commercially oriented intersection can better serve local businesses in intermediate volume conditions.
- To improve progression and reduce left-turn queuing on a congested section of Frederick Street, a special progression plan was implemented together with a time-of-day vehicular extension parameter to encourage northbound left turns at Frederick/Centerpointe. This reduced left-turning volumes at the next two intersections, resulting in better arterial performance.

We will also actively listen to the caller, empathize, and explain the coordination program's goals. It helps to have quantitative data available, for example from travel time runs, to assist in making the case (next paragraph).

Performance monitoring. As Moreno Valley continues to improve traffic signal operations, there will be a need to communicate the benefits of the program to constituents and decision-makers. We intend to train staff in performing travel-time analysis to acquire the needed performance data. We also offer Streetlight Data for monitoring arterial performance. We are currently working with the Streetlight team to develop arterial performance reports for this very purpose and look forward to demonstrating their applicability to you soon. We also would like to demonstrate an innovative new means of processing and presenting Advanced Traffic Signal Performance Metrics (ATSPM) that sidesteps the heavy computing infrastructure this system normally needs.

Cutting-edge technology. In addition to having the leading Big Data solution in-house, we are at the forefront of arterial traffic operations. We operate traffic signal systems for numerous other agencies, and are working on a 24-hours-a-day, seven-days-a-week system to monitor for anomalies and assign TMC operators by incident priority. We believe Moreno Valley would be an ideal test bed for this technology because the infrastructure to support this concept is already in place. Thus, the solution could be applied at minimum cost to you, with the additional benefits of receiving special pricing for assisting in the development of the solution, and cementing Moreno Valley's status as an innovative Smart City.

We also would like to explore with you securing grant funds to deploy C-V2X technology. Moreno Valley has all the parts to support widespread deployment, and this week's announcement at the ITS America Annual Meeting regarding a waiver to use the 5.9 GHz spectrum for this technology means you will soon be able to unlock this technology's major benefits.

### 3.1 Exceptions

Jacobs recently successfully executed an agreement with the City of Moreno Valley. We request similar contract terms and conditions to the recently executed for the Traffic Signal Operations contract (City agreement number 2022-187).

**EXHIBIT "C"**CITY - SERVICES TO BE PROVIDED  
TO CONSULTANT

1. Furnish the Consultant all in-house data which is pertinent to services to be performed by the Consultant and which is within the custody or control of the City, including, but not limited to, copies of record and off-record maps and other record and off-record property data, right-of-way maps and other right-of-way data, pending or proposed subject property land division and development application data, all newly developed and pertinent design and project specification data, and such other pertinent data which may become available to the City.
2. Provide timely review, processing, and reasonably expeditious approval of all submittals by the Consultant.
3. Provide timely City staff liaison with the Consultant when requested and when reasonably needed.

**EXHIBIT "D"**

## TERMS OF PAYMENT

1. The Consultant's compensation shall not exceed \$300,000.00.
2. The Consultant will obtain, and keep current during the term of this Agreement, the required City of Moreno Valley business license. Proof of a current City of Moreno Valley business license will be required prior to any payments by the City. Any invoice not paid because the proof of a current City of Moreno Valley business license has not been provided will not incur any fees, late charges, or other penalties. Complete instructions for obtaining a City of Moreno Valley business license are located at: <http://www.moval.org/biz-lic>.
3. The Consultant will electronically submit an invoice to the City along with documentation evidencing services completed to date as specified in the Request for Proposal. Progress payments will be made in accordance with the payment schedule outlined in the Request for Proposal, but in no case will progress payments be made to the Consultant more frequently than once per month. The progress payment is based on actual time and materials expended in furnishing authorized professional services during the preceding calendar month. At no time will the City pay for more services than have been satisfactorily completed and the City Engineer's determination of the amount due for any progress payment shall be final. The consultant will submit all original invoices to Accounts Payable staff at [TechInfo-CapProj@moval.org](mailto:TechInfo-CapProj@moval.org). Accounts Payable questions can be directed to (951) 413-3130.
4. The Consultant agrees that City payments will be received via Automated Clearing House (ACH) Direct Deposit and that the required ACH Authorization form will be

completed prior to any payments by the City. Any invoice not paid because the completed ACH Authorization Form has not been provided will not incur any fees, late charges, or other penalties. The ACH Authorization Form is located at:

[http://www.moval.org/city\\_hall/forms.shtml#bf](http://www.moval.org/city_hall/forms.shtml#bf)

5. The minimum information required on all invoices is:
  - A. Vendor Name, Mailing Address, and Phone Number
  - B. Invoice Date
  - C. Vendor Invoice Number
  - D. City-provided Reference Number (e.g. Project, Activity)
  - E. Detailed work hours by class title (e.g. Manager, Technician, or Specialist), services performed and rates, explicit portion of a contract amount, or detailed billing information that is sufficient to justify the invoice amount; single, lump amounts without detail are not acceptable.
6. The City shall pay the Consultant for all invoiced, authorized professional services within thirty (30) days of receipt of the invoice for same.

**EXHIBIT "E"**

**INSURANCE REQUIREMENTS**

**Minimum Scope of Insurance**

Coverage shall be as follows:

1. The most current version of Insurance Services Office (ISO) Commercial General Liability Coverage Form CG 00 01, which shall include insurance for "bodily injury," "property damage" and "personal and advertising injury" with coverage for premises and operations, products and completed operations, and contractual liability.
2. The most current version of Insurance Service Office (ISO) Business Auto Coverage Form CA 00 01, which shall include coverage for all owned, hired, and non-owned automobiles or other licensed vehicles (Code 1- Any Auto).
3. Workers' Compensation insurance as required by the California Labor Code and Employer's Liability Insurance.
4. Professional Liability (Errors and Omissions) insurance appropriate to Consultant's profession.

**Limits of Insurance**

Consultant shall maintain limits of liability of:

1. Commercial General Liability:
  - \$1,000,000 per occurrence for bodily injury and property damage
  - \$1,000,000 per occurrence for personal and advertising injury
  - \$2,000,000 aggregate for products and completed operations
  - \$2,000,000 general aggregate
2. Automobile Liability:
  - \$1,000,000 per accident for bodily injury and property damage
3. Employer's Liability:
  - \$1,000,000 each accident for bodily injury
  - \$1,000,000 disease each employee
  - \$1,000,000 disease policy limit

Attachment: Consultant Agreement for TS Eng Svcs\_(Jacobs Engng)\_Jacobs\_FINAL\_v21 (6388 : AUTHORIZATION TO AWARD A

4. Professional Liability (Errors and Omissions):

\$1,000,000 per claim  
\$2,000,000 policy aggregate

**Umbrella or Excess Insurance**

In the event Consultant purchases an Umbrella or Excess insurance policy(ies) to meet the "Minimum Limits of Insurance," this insurance policy(ies) shall "follow form" and afford no less coverage than the primary insurance policy(ies).

**Deductibles and Self-Insured Retentions**

Consultant shall be responsible for payment of any deductibles contained in any insurance policy(ies) required hereunder and Consultant shall also be responsible for payment of any self-insured retentions. Any deductibles or self-insured retentions must be declared to, and approved by, the City Manager or his/her designee. At the option of the City Manager or his/her designee, either (i) the insurer shall reduce or eliminate such deductibles or self-insured retentions as respects The City of Moreno Valley, the City of Moreno Valley Community Services District, the Moreno Valley Housing Authority, and each of their officers, officials, employees, agents and volunteers; or (ii) Consultant shall provide a financial guarantee, satisfactory to the City Manager or his/her designee, guaranteeing payment of losses and related investigations, claim administration and defense expenses. At no time shall City be responsible for the payment of any deductibles or self-insured retentions.

**Other Insurance Provisions**

The Commercial General Liability and Automobile Liability insurance policies are to contain, or be endorsed to contain, the following provisions:

1. The City of Moreno Valley, the City of Moreno Valley Community Services District, the Moreno Valley Housing Authority, and each of their officers, officials, employees, are to be covered as additional insureds.
2. The coverage shall contain no special limitations on the scope of protection afforded to the City of Moreno Valley, the City of Moreno Valley Community Services District, the Moreno Valley Housing Authority, and each of their officers, officials, employees.
3. Consultant's insurance coverage shall be primary and no contribution shall be required of City.

The Workers' Compensation insurance policy is to contain, or be endorsed to contain, the following provision: Consultant and its insurer shall waive any right of subrogation against the City of Moreno Valley, the City of Moreno Valley Community Services District, the Moreno Valley Housing Authority, and each of their officers, officials, and employees.

If the Professional Liability (Errors and Omissions) insurance policy is written on a claims-made

form:

1. The retroactive date must be shown, and must be before the effective date of the Agreement or the commencement of work by Consultant.
2. Insurance must be maintained and evidence of insurance must be provided for at least 3 years after any expiration or termination of the Agreement or, in the alternative, the policy shall be endorsed to provide not less than a 3-year discovery period.
3. If coverage is canceled or non-renewed, and not replaced with another claims-made policy form with a retroactive date prior to the effective date of the Agreement or the commencement of work by Consultant, Consultant must purchase extended reporting coverage for a minimum of 3 years following the expiration or termination of the Agreement.
4. A copy of the claims reporting requirements must be submitted to City for review.
5. These requirements shall survive expiration or termination of the Agreement.

All policies of insurance required hereunder shall be endorsed to provide that the coverage shall not be cancelled, non-renewed, reduced in coverage or in limits except after 30 calendar day written notice by mail has been given to City. Upon issuance by the insurer, broker, or agent of a notice of cancellation, non-renewal, or reduction in coverage or in limits, Consultant shall furnish City with a new certificate and applicable endorsements for such policy(ies). In the event any policy is due to expire during the work to be performed for City, Consultant shall provide a new certificate, and applicable endorsements, evidencing renewal of such policy not less than 15 calendar days prior to the expiration date of the expiring policy.

#### **Acceptability of Insurers**

All policies of insurance required hereunder shall be placed with an insurance company(ies) admitted by the California Insurance Commissioner to do business in the State of California and rated not less than "A-VII" in Best's Insurance Rating Guide; or authorized by the City Manager or his/her designee.

#### **Verification of Coverage**

Consultant shall furnish City with all certificate(s) and **applicable endorsements** effecting coverage required hereunder. All certificates and **applicable endorsements** are to be received



and approved by the City Manager or his/her designee prior to City's execution of the Agreement and before work commences.

Attachment: Consultant Agreement for TS Eng Svcs\_(Jacobs Engrng)\_FINAL\_v21 (6388 : AUTHORIZATION TO AWARD A



## Report to City Council

---

**TO:** Mayor and City Council Acting in its Capacity as President and Members of the Board of Directors of the Moreno Valley Community Services District (CSD)

**FROM:** Brian Mohan, Assistant City Manager

**AGENDA DATE:** November 7, 2023

**TITLE:** PURSUANT TO LANDOWNER PETITIONS, ANNEX CERTAIN PARCELS INTO COMMUNITY FACILITIES DISTRICT NO. 2021-01 (PARKS MAINTENANCE) - AMENDMENT NOS. 94, 107, 118, 120-125 AND 127 (RESO. NOS. CSD 2023-\_\_\_ TO CSD 2023-\_\_\_)

---

### **RECOMMENDED ACTION**

#### **Recommendation:**

1. Adopt Resolution No. CSD 2023-\_\_\_, a Resolution of the Board for the Moreno Valley Community Services District of the City of Moreno Valley, California, ordering the annexation of territory to City of Moreno Valley Community Facilities District No. 2021-01 (Parks Maintenance) and approving the amended map for said District (Amendment No. 94) (Hydee and David Sapien, located at 24935 Myers Ave.).
2. Adopt Resolution No. CSD 2023-\_\_\_, a Resolution of the Board for the Moreno Valley Community Services District of the City of Moreno Valley, California, ordering the annexation of territory to City of Moreno Valley Community Facilities District No. 2021-01 (Parks Maintenance) and approving the amended map for said District (Amendment No. 107) (Filiberto Marquez, located on 21623 Dracaea Ave.).
3. Adopt Resolution No. CSD 2023-\_\_\_, a Resolution of the Board for the Moreno Valley Community Services District of the City of Moreno Valley, California, ordering the annexation of territory to City of Moreno Valley Community Facilities District No. 2021-01 (Parks Maintenance) and approving the amended map for said District (Amendment No. 118) (Apollo V Development Group, LLC, located near the northwest corner of Sunnymead Blvd. and Indian St.).

4. Adopt Resolution No. CSD 2023-\_\_\_, a Resolution of the Board for the Moreno Valley Community Services District of the City of Moreno Valley, California, ordering the annexation of territory to City of Moreno Valley Community Facilities District No. 2021-01 (Parks Maintenance) and approving the amended map for said District (Amendment No. 120) (Monica Mendez, located at 24265 Sunnymead Blvd.).
5. Adopt Resolution No. CSD 2023-\_\_\_, a Resolution of the Board for the Moreno Valley Community Services District of the City of Moreno Valley, California, ordering the annexation of territory to City of Moreno Valley Community Facilities District No. 2021-01 (Parks Maintenance) and approving the amended map for said District (Amendment No. 121) (Evergreen-Hemlock & Pigeon Pass LLC, located near the northeast corner of Pigeon Pass Rd. and Hemlock Ave.).
6. Adopt Resolution No. CSD 2023-\_\_\_, a Resolution of the Board for the Moreno Valley Community Services District of the City of Moreno Valley, California, ordering the annexation of territory to City of Moreno Valley Community Facilities District No. 2021-01 (Parks Maintenance) and approving the amended map for said District (Amendment No. 122) (Chase Partners, located at the southeast corner of Calle San Juan de Los Lagos and Veterans Way).
7. Adopt Resolution No. CSD 2023-\_\_\_, a Resolution of the Board for the Moreno Valley Community Services District of the City of Moreno Valley, California, ordering the annexation of territory to City of Moreno Valley Community Facilities District No. 2021-01 (Parks Maintenance) and approving the amended map for said District (Amendment No. 123) (Chase Globe, located at the southeast corner of Perris Blvd. and Globe St.).
8. Adopt Resolution No. CSD 2023-\_\_\_, a Resolution of the Board for the Moreno Valley Community Services District of the City of Moreno Valley, California, ordering the annexation of territory to City of Moreno Valley Community Facilities District No. 2021-01 (Parks Maintenance) and approving the amended map for said District (Amendment No. 124) (Chase Elsworth, located at the southeast corner of Goldencrest Dr. and Elsworth St.).
9. Adopt Resolution No. CSD 2023-\_\_\_, a Resolution of the Board for the Moreno Valley Community Services District of the City of Moreno Valley, California, ordering the annexation of territory to City of Moreno Valley Community Facilities District No. 2021-01 (Parks Maintenance) and approving the amended map for said District (Amendment No. 125) (MCA Stoneridge, located on Eucalyptus Ave. in the Stoneridge Town Center).
10. Adopt Resolution No. CSD 2023-\_\_\_, a Resolution of the Board for the Moreno Valley Community Services District of the City of Moreno Valley, California, ordering the annexation of territory to City of Moreno Valley Community Facilities District No. 2021-01 (Parks Maintenance) and approving the amended map for

said District (Amendment No. 127) (Herminia Hernandez Family Living Trust and Herminia Hernandez, located at 11601 Kayal Ave.).

## **SUMMARY**

Adoption of the resolutions (Attachments 1-10) will certify the annexation of 11 parcels into Community Facilities District (CFD) No. 2021-01 (Parks Maintenance) (“District”). This action impacts only the property owners identified below, not the general citizens or taxpayers of the City.

## **DISCUSSION**

As a condition of approval for the development projects identified below, the applicants are required to provide an ongoing funding source for maintenance of certain public facilities (e.g., parks). The funding is used to mitigate the cost of the impacts created by the proposed development.

<b>Property Owner Project ACP Record #s</b>	<b>Amendment No.</b>	<b>APN(s)</b>	<b>Location</b>
Hydee and David Sapien Custom Home & Accessory Dwelling Unit (ADU) PEN22-0067/SCP23-0014	94	481-210-011	24935 Myers Ave.
Filiberto Marquez Accessory Dwelling Unit (ADU) BFR22-0288/SCP23-0027	107	263-160-010	21623 Dracaea Ave.
Apollo V Development Group, LLC Studio 6 Hotel PEN21-0329/SCP23-0047	118	481-101-033 481-101-038	Near the northwest corner of Sunnymead Blvd. and Indian St.
Monica Mendez Accessory Dwelling Unit (ADU) BFR22-0269/SCP23-0035	120	481-140-001	24265 Sunnymead Blvd.
Evergreen-Hemlock & Pigeon Pass LLC Dutch Bros. Coffee PEN22-0011/SCP23-0050	121	292-280-032	Near the northeast corner of Pigeon Pass Rd. and Hemlock Ave.
Chase Partners Chase Moreno Valley Business Center 2 PEN22-0088/SCP23-0051	122	297-140-044	Southeast corner of Calle San Juan de Los Lagos and Veterans Way
Chase Globe Chase Moreno Valley Business Center 3 PEN22-0161/SCP23-0054	123	312-270-001	Southeast corner of Perris Blvd. and Globe St.
Chase Elsworth Chase Moreno Valley Business Center 4 PEN22-0163/SCP23-0055	124	297-150-031	Southeast corner of Goldencrest Dr. and Elsworth St.

Property Owner Project ACP Record #s	Amendment No.	APN(s)	Location
MCA Stoneridge Mister Car Wash PEN22-0172/SCP23-0056	125	488-400-024	On Eucalyptus Ave. in the Stoneridge Town Center
Herminia Hernandez Family Living Trust and Herminia Hernandez Accessory Dwelling Unit (ADU) BFR22-0143/SCP22-0144	127	474-170-021	11601 Kayal Ave.

On June 1, 2021, the CSD Board formed CFD No. 2021-01, pursuant to the Mello-Roos Community Facilities Act of 1982. The District was created to provide the development community with an alternative funding tool to mitigate the impacts of their proposed development. If a property owner elects to annex the parcels of their development into the District, they also authorize the CSD to annually levy a special tax, collected on the annual property tax bill, against property in the development project. Thus, satisfying the condition of approval.

On December 21, 2021, the CSD Board adopted Ordinance No. 56, which designated the entire territory of the City as a future annexation area for the District. With the future annexation area designated, annexations can occur without an additional public hearing as long as the annexing landowner provides unanimous consent. Once annexed, parcels are subject to the annual special tax to fund the service they are receiving.

An applicant has two options to satisfy the condition(s) of approval:

1. The property owner submits a Landowner Petition unanimously approving annexation of the property into the District. Approval of the petition and special tax rate allows the City to annually levy the special tax on the property tax bill of the property. This option is only available if there are fewer than 12 registered voters living within the proposed annexation area; or
2. The applicant funds an endowment in an amount sufficient to yield an annual revenue stream that meets the annual obligation and provides for the ongoing operation and maintenance of parks facilities.

The Property Owners listed above elected to annex their property into CFD No. 2021-01 and have the special tax applied to the annual property tax bill. The Office of the Riverside County Registrar of Voters confirmed the number of registered voters residing at each property, allowing a special election of the landowner. Adoption of the resolutions (Attachments 1-10) amends the District and adds the property to the tax rate area identified in the Fiscal Impact section of this report. The resolutions also direct the recordation of the boundary maps (Attachments 11-20) and amended notice of special tax liens for the amendments. The Election Official confirmed the Property Owners

unanimously approved the annexation of their property into the District (Attachments 21-30).

## **ALTERNATIVES**

1. Adopt the resolutions. *Staff recommends this alternative since it will annex the properties into CFD No. 2021-01 at the request of the Property Owners and satisfy the condition of approval for the proposed developments.*
2. Do not adopt the resolutions. *Staff does not recommend this alternative because it is contrary to the request of the Property Owners, will not satisfy the condition of approval, and may delay development of the projects.*
3. Do not adopt the resolutions but rather continue the item to a future regularly scheduled City Council meeting. *Staff does not recommend this alternative as it will delay the Property Owners from satisfying the condition of approval and may delay development of the projects.*

## **FISCAL IMPACT**

Revenue received from the special tax is restricted and can only be used to fund the services for each tax rate area within the District. The special tax can only be applied to a property tax bill of a parcel wherein the qualified electors (i.e., landowners or registered voters, depending upon the number of registered voters) have previously provided approval. If the projected revenue from the maximum special tax exceeds what is necessary to fund the services within the tax rate area, a lower amount will be applied to the property tax bill for all of the properties within the affected tax rate area. The maximum special tax rates are detailed below.

<b>Property Owner Project ACP Record #s</b>	<b>Amendment No.</b>	<b>Property Type</b>	<b>FY 2023/24 Maximum Special Tax Rate</b>
Hydee and David Sapien Custom Home & Accessory Dwelling Unit (ADU) PEN22-0067/SCP23-0014	94	Single Family	\$335.22/unit
Filiberto Marquez Accessory Dwelling Unit (ADU) BFR22-0288/SCP23-0027	107	Single Family	\$335.22/unit
Apollo V Development Group, LLC Studio 6 Hotel PEN21-0329/SCP23-0047	118	Commercial	\$21.49/1,000 feet of building square footage

Property Owner Project ACP Record #s	Amendment No.	Property Type	FY 2023/24 Maximum Special Tax Rate
Monica Mendez Accessory Dwelling Unit (ADU) BFR22-0269/SCP23-0035	120	Single Family	\$335.22/unit
Evergreen-Hemlock & Pigeon Pass LLC Dutch Bros. Coffee PEN22-0011/SCP23-0050	121	Commercial	\$21.49/1,000 feet of building square footage
Chase Partners Chase Moreno Valley Business Center 2 PEN22-0088/SCP23-0051	122	Industrial	\$10.43/1,000 feet of building square footage
Chase Globe Chase Moreno Valley Business Center 3 PEN22-0161/SCP23-0054	123	Industrial	\$10.43/1,000 feet of building square footage
Chase Elsworth Chase Moreno Valley Business Center 4 PEN22-0163/SCP23-0055	124	Industrial	\$10.43/1,000 feet of building square footage
MCA Stoneridge Mister Car Wash PEN22-0172/SCP23-0056	125	Commercial	\$21.49/1,000 feet of building square footage
Herminia Hernandez Family Living Trust and Herminia Hernandez Accessory Dwelling Unit (ADU) BFR22-0143/SCP22-0144	127	Single Family	\$335.22/unit

The maximum special tax rate is subject to an annual inflation adjustment based on the change in the Consumer Price Index (CPI) or five percent (5%), whichever is greater. However, the annual adjustment cannot be applied unless the CSD Board annually authorizes such adjustment. The increase to the maximum special tax rate cannot exceed the annual inflationary adjustment without a two-thirds approval of the qualified electors within the affected tax rate area.

### **NOTIFICATION**

Subject Landowner Petitions were emailed to Property Owners between September 21, 2023 and October 12, 2023.

### **PREPARATION OF STAFF REPORT**

Prepared by:  
Isa Rojas  
Management Analyst

Department Head Approval:  
Brian Mohan  
Assistant City Manager

Concurred by:  
Felicia London

Concurred by:  
Jeremy Bubnick

## **CITY COUNCIL GOALS**

**Revenue Diversification and Preservation.** Develop a variety of City revenue sources and policies to create a stable revenue base and fiscal policies to support essential City services, regardless of economic climate.

**Community Image, Neighborhood Pride and Cleanliness.** Promote a sense of community pride and foster an excellent image about our City by developing and executing programs which will result in quality development, enhanced neighborhood preservation efforts, including home rehabilitation and neighborhood restoration.

## **CITY COUNCIL STRATEGIC PRIORITIES**

1. Economic Development
2. Public Safety
3. Library
4. Infrastructure
5. Beautification, Community Engagement, and Quality of Life
6. Youth Programs

Objective 4.2: Develop and maintain a comprehensive Infrastructure Plan to invest in and deliver City infrastructure.

Objective 5.2: Promote the installation and maintenance of cost effective, low maintenance landscape, hardscape and other improvements which create a clean, inviting community.

## **ATTACHMENTS**

To view large attachments, please click your “bookmarks”



on the left hand side of this document for the necessary attachment.

1. Resolution Ordering Annexation - Amendment No. 94
2. Resolution Ordering Annexation - Amendment No. 107
3. Resolution Ordering Annexation - Amendment No. 118
4. Resolution Ordering Annexation - Amendment No. 120
5. Resolution Ordering Annexation - Amendment No. 121
6. Resolution Ordering Annexation - Amendment No. 122
7. Resolution Ordering Annexation - Amendment No. 123
8. Resolution Ordering Annexation - Amendment No. 124
9. Resolution Ordering Annexation - Amendment No. 125



- 10. Resolution Ordering Annexation - Amendment No. 127
- 11. Boundary Map - Amendment No. 94
- 12. Boundary Map - Amendment No. 107
- 13. Boundary Map - Amendment No. 118
- 14. Boundary Map - Amendment No. 120
- 15. Boundary Map - Amendment No. 121
- 16. Boundary Map - Amendment No. 122
- 17. Boundary Map - Amendment No. 123
- 18. Boundary Map - Amendment No. 124
- 19. Boundary Map - Amendment No. 125
- 20. Boundary Map - Amendment No. 127
- 21. Certificate of Election Official - Amendment No. 94
- 22. Certificate of Election Official - Amendment No. 107
- 23. Certificate of Election Official - Amendment No. 118
- 24. Certificate of Election Official - Amendment No. 120
- 25. Certificate of Election Official - Amendment No. 121
- 26. Certificate of Election Official - Amendment No. 122
- 27. Certificate of Election Official - Amendment No. 123
- 28. Certificate of Election Official - Amendment No. 124
- 29. Certificate of Election Official - Amendment No. 125
- 30. Certificate of Election Official - Amendment No. 127

**APPROVALS**

Budget Officer Approval	<u>✓ Approved</u>	10/29/23 9:04 PM
City Attorney Approval	<u>✓ Approved</u>	
City Manager Approval	<u>✓ Approved</u>	10/30/23 8:48 AM

RESOLUTION NO. 2023-\_\_\_

A RESOLUTION OF THE BOARD FOR THE MORENO VALLEY COMMUNITY SERVICES DISTRICT OF THE CITY OF MORENO VALLEY, CALIFORNIA, ORDERING THE ANNEXATION OF TERRITORY TO MORENO VALLEY COMMUNITY SERVICES DISTRICT COMMUNITY FACILITIES DISTRICT NO. 2021-01 (PARKS MAINTENANCE) AND APPROVING AN AMENDED MAP FOR SAID DISTRICT

WHEREAS, by its Resolution No. CSD 2021-22, Board established the Moreno Valley Community Services District Community Facilities District No. 2021-01 (Parks Maintenance) (the "CFD"), pursuant to the Mello-Roos Community Facilities Act of 1982 (Government Code Section 53311 *et seq.*) (the "Act"); and

WHEREAS, by its Ordinance No. CSD 55, the Board authorized an annual special tax to be levied against all non-exempt parcels of real property within the CFD (the "Special Tax") to fund parks maintenance services; and

WHEREAS, in order to permit landowners to efficiently annex developing parcels to the CFD, the Board, by its Ordinance No. CSD 56 designated the entire territory of the City of Moreno Valley as a future annexation area for the CFD; and

WHEREAS, the landowner of the parcel listed on Exhibit A to this Resolution, which is attached hereto and incorporated herein by reference, has submitted to the District a petition requesting and approving annexation of the listed parcel (the "Annexation Parcel") to the CFD; and

WHEREAS, the Annexation Parcel is comprised of the territory shown on the boundary map (the "Boundary Map") entitled "Amendment No. 94 to Boundaries of Community Facilities District No. 2021-01 (Parks Maintenance), Moreno Valley Community Services District, City of Moreno Valley, County of Riverside, California" which is included as Exhibit B to this Resolution, and incorporated herein by this reference; and

WHEREAS, the Board desires to annex the Annexation Parcel to the CFD.

NOW, THEREFORE, THE BOARD FOR THE MORENO VALLEY COMMUNITY SERVICES DISTRICT OF THE CITY OF MORENO VALLEY, CALIFORNIA, DOES HEREBY RESOLVE AS FOLLOWS:

1. Recitals. The above recitals are all true and correct and are herein incorporated.
2. Annexation Approved. The Annexation Parcel is hereby added to and part of the CFD with full legal effect and is subject to the Special Tax.
3. Description of Services. The following is a general description of the services (the "Services") provided in the CFD:

1  
Resolution No. 2023-\_\_\_  
Date Adopted: November 7, 2023

Attachment: Resolution Ordering Annexation - Amendment No. 94 (6411 : PURSUANT TO LANDOWNER PETITIONS, ANNEX CERTAIN

Maintaining, lighting, and operating parks and park improvements that are owned and operated by the CSD, to the extent such services are in addition to services already provided at the time CFD No. 2021-01 was created and do not supplant existing services.

Fundable services include (i) planting, replanting, mowing, trimming, irrigation and fertilization of grass, trees, shrubs, and other plants and vegetation, (ii) the operation, maintenance, repair, and replacement of irrigation systems and lighting systems, and (iii) the operation maintenance, repair and replacement of any real property or improvements with a useful life of more than five years.

Fundable costs include, but are not limited to: (i) contracted costs for such services, (ii) salaries and benefits of staff, including park rangers, devoted to such services, (iii) expenses related to equipment, apparatus, and supplies related to these services, (iv) administrative and overhead costs, including staff time, associated with providing such services, and (v) lifecycle costs associated with the repair and replacement of facilities and improvements.

4. Amended Boundary Map. The Boundary Map attached hereto as Exhibit B is hereby approved. This map amends, and does not supersede, the existing maps of the CFD. The Board directs that said map be filed with the Riverside County Recorder pursuant to Section 3113 of the Streets and Highways Code.

5. Notice of Special Tax Lien. The Board directs that an amended notice of special tax lien be recorded pursuant to Section 3117.5 of the Streets and Highways Code with respect to the Annexation Parcel associated with the Boundary Map.

6. This Resolution shall be effective immediately upon adoption.

7. The Secretary shall certify to the adoption of this Resolution, and shall maintain it on file as a public record this Resolution.

8. Severability. The Board declares that, should any provision, section, paragraph, sentence or word of this Resolution be rendered or declared invalid by any final court action in a court of competent jurisdiction or by reason of any preemptive legislation, the remaining provisions, sections, paragraphs, sentences or words of this Resolution as hereby adopted shall remain in full force and effect.

2  
Resolution No. CSD 2023-\_\_\_\_  
Date Adopted: November 7, 2023

APPROVED AND ADOPTED this 7th day of November 2023.

\_\_\_\_\_  
Mayor of the City of Moreno Valley,  
acting in the capacity as President of the  
Board for the Moreno Valley Community  
Services District

ATTEST:

\_\_\_\_\_  
City Clerk of the City of Moreno Valley,  
acting in the capacity of Secretary of  
the Moreno Valley Community  
Services District

APPROVED AS TO FORM:

\_\_\_\_\_  
City Attorney of the City of Moreno Valley,  
acting in the capacity of General Counsel  
of the Moreno Valley Community Services District

Resolution No. CSD 2023-3  
Date Adopted: November 7, 2023

Attachment: Resolution Ordering Annexation - Amendment No. 94 (6411 : PURSUANT TO LANDOWNER PETITIONS, ANNEX CERTAIN

**RESOLUTION JURAT**

I, Jane Halstead, Secretary of the Moreno Valley Community Services District, Moreno Valley, California do hereby certify that Resolution No. CSD 2023-\_\_\_\_ was duly and regularly adopted by the Board of Directors for the Moreno Valley Community Services District at a regular meeting held on the 7th day of November 2023, by the following vote:

AYES:

NOES:

ABSENT:

ABSTAIN:

(Boardmembers, Vice-President and President)

\_\_\_\_\_  
SECRETARY

(SEAL)

Resolution No. CSD 2023-\_\_\_\_  
Date Adopted: November 7, 2023

**EXHIBIT A**

**List of Annexation Parcel(s)**

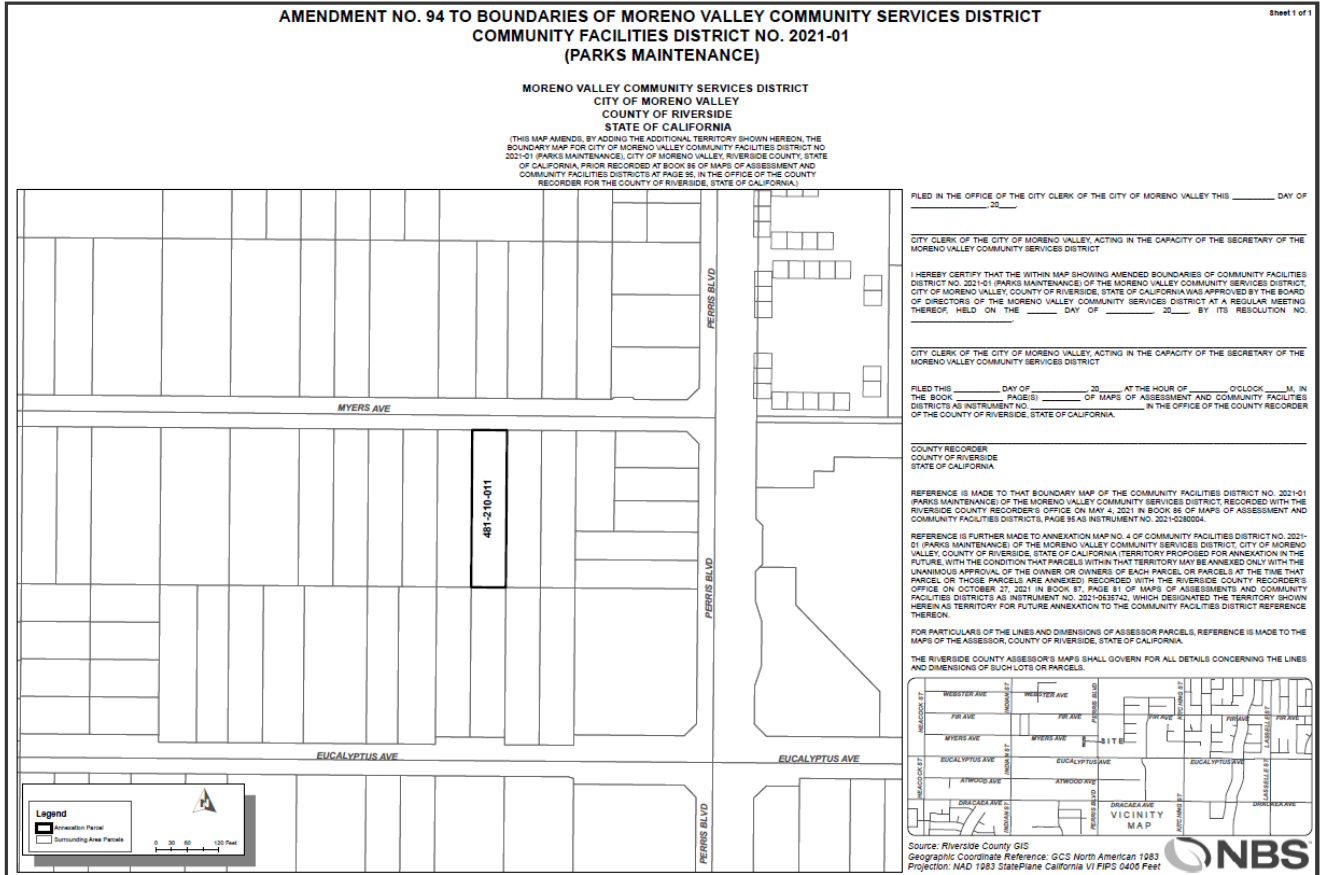
Amendment Map No.	Assessor's Parcel Number
94	481-210-011

Attachment: Resolution Ordering Annexation - Amendment No. 94 (6411 : PURSUANT TO LANDOWNER PETITIONS, ANNEX CERTAIN

Resolution No. CSD 2023-5  
Date Adopted: November 7, 2023

# EXHIBIT B

## Boundary Map Amendment



Attachment: Resolution Ordering Annexation - Amendment No. 94 (6411 : PURSUANT TO LANDOWNER PETITIONS, ANNEX CERTAIN

6  
Resolution No. CSD 2023-\_\_\_\_\_  
Date Adopted: November 7, 2023

## RESOLUTION NO. 2023-\_\_\_

A RESOLUTION OF THE BOARD FOR THE MORENO VALLEY COMMUNITY SERVICES DISTRICT OF THE CITY OF MORENO VALLEY, CALIFORNIA, ORDERING THE ANNEXATION OF TERRITORY TO MORENO VALLEY COMMUNITY SERVICES DISTRICT COMMUNITY FACILITIES DISTRICT NO. 2021-01 (PARKS MAINTENANCE) AND APPROVING AN AMENDED MAP FOR SAID DISTRICT

WHEREAS, by its Resolution No. CSD 2021-22, Board established the Moreno Valley Community Services District Community Facilities District No. 2021-01 (Parks Maintenance) (the "CFD"), pursuant to the Mello-Roos Community Facilities Act of 1982 (Government Code Section 53311 *et seq.*) (the "Act"); and

WHEREAS, by its Ordinance No. CSD 55, the Board authorized an annual special tax to be levied against all non-exempt parcels of real property within the CFD (the "Special Tax") to fund parks maintenance services; and

WHEREAS, in order to permit landowners to efficiently annex developing parcels to the CFD, the Board, by its Ordinance No. CSD 56 designated the entire territory of the City of Moreno Valley as a future annexation area for the CFD; and

WHEREAS, the landowner of the parcel listed on Exhibit A to this Resolution, which is attached hereto and incorporated herein by reference, has submitted to the District a petition requesting and approving annexation of the listed parcel (the "Annexation Parcel") to the CFD; and

WHEREAS, the Annexation Parcel is comprised of the territory shown on the boundary map (the "Boundary Map") entitled "Amendment No. 107 to Boundaries of Community Facilities District No. 2021-01 (Parks Maintenance), Moreno Valley Community Services District, City of Moreno Valley, County of Riverside, California" which is included as Exhibit B to this Resolution, and incorporated herein by this reference; and

WHEREAS, the Board desires to annex the Annexation Parcel to the CFD.

NOW, THEREFORE, THE BOARD FOR THE MORENO VALLEY COMMUNITY SERVICES DISTRICT OF THE CITY OF MORENO VALLEY, CALIFORNIA, DOES HEREBY RESOLVE AS FOLLOWS:

1. Recitals. The above recitals are all true and correct and are herein incorporated.
2. Annexation Approved. The Annexation Parcel is hereby added to and part of the CFD with full legal effect and is subject to the Special Tax.
3. Description of Services. The following is a general description of the services (the "Services") provided in the CFD:

1

Resolution No. 2023-\_\_\_  
Date Adopted: November 7, 2023



Maintaining, lighting, and operating parks and park improvements that are owned and operated by the CSD, to the extent such services are in addition to services already provided at the time CFD No. 2021-01 was created and do not supplant existing services.

Fundable services include (i) planting, replanting, mowing, trimming, irrigation and fertilization of grass, trees, shrubs, and other plants and vegetation, (ii) the operation, maintenance, repair, and replacement of irrigation systems and lighting systems, and (iii) the operation maintenance, repair and replacement of any real property or improvements with a useful life of more than five years.

Fundable costs include, but are not limited to: (i) contracted costs for such services, (ii) salaries and benefits of staff, including park rangers, devoted to such services, (iii) expenses related to equipment, apparatus, and supplies related to these services, (iv) administrative and overhead costs, including staff time, associated with providing such services, and (v) lifecycle costs associated with the repair and replacement of facilities and improvements.

4. Amended Boundary Map. The Boundary Map attached hereto as Exhibit B is hereby approved. This map amends, and does not supersede, the existing maps of the CFD. The Board directs that said map be filed with the Riverside County Recorder pursuant to Section 3113 of the Streets and Highways Code.

5. Notice of Special Tax Lien. The Board directs that an amended notice of special tax lien be recorded pursuant to Section 3117.5 of the Streets and Highways Code with respect to the Annexation Parcel associated with the Boundary Map.

6. This Resolution shall be effective immediately upon adoption.

7. The Secretary shall certify to the adoption of this Resolution, and shall maintain it on file as a public record this Resolution.

8. Severability. The Board declares that, should any provision, section, paragraph, sentence or word of this Resolution be rendered or declared invalid by any final court action in a court of competent jurisdiction or by reason of any preemptive legislation, the remaining provisions, sections, paragraphs, sentences or words of this Resolution as hereby adopted shall remain in full force and effect.

APPROVED AND ADOPTED this 7th day of November 2023.

\_\_\_\_\_  
Mayor of the City of Moreno Valley,  
acting in the capacity as President of the  
Board for the Moreno Valley Community  
Services District

ATTEST:

\_\_\_\_\_  
City Clerk of the City of Moreno Valley,  
acting in the capacity of Secretary of  
the Moreno Valley Community  
Services District

APPROVED AS TO FORM:

\_\_\_\_\_  
City Attorney of the City of Moreno Valley,  
acting in the capacity of General Counsel  
of the Moreno Valley Community Services District

Resolution No. CSD 2023-3  
Date Adopted: November 7, 2023

Attachment: Resolution Ordering Annexation - Amendment No. 107 (6411 : PURSUANT TO LANDOWNER PETITIONS, ANNEX CERTAIN

**RESOLUTION JURAT**

I, Jane Halstead, Secretary of the Moreno Valley Community Services District, Moreno Valley, California do hereby certify that Resolution No. CSD 2023-\_\_\_\_ was duly and regularly adopted by the Board of Directors for the Moreno Valley Community Services District at a regular meeting held on the 7th day of November 2023, by the following vote:

AYES:

NOES:

ABSENT:

ABSTAIN:

(Boardmembers, Vice-President and President)

\_\_\_\_\_  
SECRETARY

(SEAL)

4  
Resolution No. CSD 2023-\_\_\_\_  
Date Adopted: November 7, 2023

Attachment: Resolution Ordering Annexation - Amendment No. 107 (6411 : PURSUANT TO LANDOWNER PETITIONS, ANNEX CERTAIN

**EXHIBIT A**

**List of Annexation Parcel(s)**

Amendment Map No.	Assessor's Parcel Number
107	263-160-010

Attachment: Resolution Ordering Annexation - Amendment No. 107 (6411 : PURSUANT TO LANDOWNER PETITIONS, ANNEX CERTAIN

Resolution No. CSD 2023-5  
Date Adopted: November 7, 2023

EXHIBIT B

Boundary Map Amendment

**AMENDMENT NO. 107 TO BOUNDARIES OF MORENO VALLEY COMMUNITY SERVICES DISTRICT  
COMMUNITY FACILITIES DISTRICT NO. 2021-01  
(PARKS MAINTENANCE)**

MORENO VALLEY COMMUNITY SERVICES DISTRICT  
CITY OF MORENO VALLEY  
COUNTY OF RIVERSIDE  
STATE OF CALIFORNIA

(THIS MAP AMENDS BY ADDING THE ADDITIONAL TERRITORY SHOWN HEREBY, THE BOUNDARY MAP FOR MORENO VALLEY COMMUNITY SERVICES DISTRICT COMMUNITY FACILITIES DISTRICT NO. 2021-01 (PARKS MAINTENANCE), CITY OF MORENO VALLEY, RIVERSIDE COUNTY, STATE OF CALIFORNIA, PRIOR RECORDED AT BOOK 86 OF MAPS OF ASSESSMENT AND COMMUNITY FACILITIES DISTRICTS AT PAGE 96, IN THE OFFICE OF THE COUNTY RECORDER FOR THE COUNTY OF RIVERSIDE, STATE OF CALIFORNIA.)

SHEET 1 OF 1

FILED IN THE OFFICE OF THE CITY CLERK OF THE CITY OF MORENO VALLEY THIS \_\_\_\_ DAY OF \_\_\_\_ 20\_\_.

CITY CLERK OF THE CITY OF MORENO VALLEY, ACTING IN THE CAPACITY OF THE SECRETARY OF THE MORENO VALLEY COMMUNITY SERVICES DISTRICT

I HEREBY CERTIFY THAT THE WITHIN MAP SHOWING AMENDED BOUNDARIES OF COMMUNITY FACILITIES DISTRICT NO. 2021-01 (PARKS MAINTENANCE), OF THE MORENO VALLEY COMMUNITY SERVICES DISTRICT, CITY OF MORENO VALLEY, COUNTY OF RIVERSIDE, STATE OF CALIFORNIA, WAS APPROVED BY THE BOARD OF DIRECTORS OF THE MORENO VALLEY COMMUNITY SERVICES DISTRICT AT A REGULAR MEETING THEREOF HELD ON THE \_\_\_\_ DAY OF \_\_\_\_ 20\_\_ BY ITS RESOLUTION NO. \_\_\_\_.

CITY CLERK OF THE CITY OF MORENO VALLEY, ACTING IN THE CAPACITY OF THE SECRETARY OF THE MORENO VALLEY COMMUNITY SERVICES DISTRICT

FILED THIS \_\_\_\_ DAY OF \_\_\_\_ 20\_\_ AT THE HOUR OF \_\_\_\_ O'CLOCK  
M. IN THE BOOK \_\_\_\_ PAGE(S) \_\_\_\_ OF MAPS OF ASSESSMENT AND COMMUNITY FACILITIES DISTRICTS AS INSTRUMENT NO. \_\_\_\_ IN THE OFFICE OF THE COUNTY RECORDER OF THE COUNTY OF RIVERSIDE, STATE OF CALIFORNIA.

COUNTY RECORDER  
COUNTY OF RIVERSIDE  
STATE OF CALIFORNIA

REFERENCE IS MADE TO THAT BOUNDARY MAP OF THE COMMUNITY FACILITIES DISTRICT NO. 2021-01 (PARKS MAINTENANCE) OF THE MORENO VALLEY COMMUNITY SERVICES DISTRICT, RECORDED WITH THE RIVERSIDE COUNTY RECORDER'S OFFICE ON MAY 4, 2021 IN BOOK 86 OF MAPS OF ASSESSMENT AND COMMUNITY FACILITIES DISTRICTS, PAGE 96 AS INSTRUMENT NO. 2021028006.

REFERENCE IS FURTHER MADE TO ANNEXATION MAP NO. 4 OF COMMUNITY FACILITIES DISTRICT NO. 2021-01 (PARKS MAINTENANCE) OF THE MORENO VALLEY COMMUNITY SERVICES DISTRICT, CITY OF MORENO VALLEY, COUNTY OF RIVERSIDE, STATE OF CALIFORNIA, TERRITORY PROPOSED FOR ANNEXATION IN THE FUTURE, WITH THE CONDITION THAT PARCELS WITHIN THAT TERRITORY MAY BE ANNEXED ONLY WITH THE UNANIMOUS APPROVAL OF THE OWNER OR OWNERS OF EACH PARCEL OR PARCELS AT THE TIME THAT PARCEL OR THOSE PARCELS ARE ANNEXED, RECORDED WITH THE RIVERSIDE COUNTY RECORDER'S OFFICE ON OCTOBER 27, 2021 IN BOOK 87, PAGE 81 OF MAPS OF ASSESSMENT AND COMMUNITY FACILITIES DISTRICTS AS INSTRUMENT NO. 2021-031542 WHICH DESIGNATED THE TERRITORY SHOWN HEREBY AS TERRITORY FOR FUTURE ANNEXATION TO THE COMMUNITY FACILITIES DISTRICT REFERENCED THEREON.

FOR PARTICULARS OF THE LINES AND DIMENSIONS OF ASSESSOR PARCELS, REFERENCE IS MADE TO THE MAPS OF THE ASSESSOR, COUNTY OF RIVERSIDE, STATE OF CALIFORNIA, THE RIVERSIDE COUNTY ASSESSOR'S MAPS SHALL GOVERN FOR ALL DETAILS CONCERNING THE LINES AND DIMENSIONS OF SUCH LOTS OR PARCELS.

VICINITY MAP

**WILLDAN**  
2790 Via Industrial, Suite 200  
Torrance, CA 90503  
(811) 901-0000

Attachment: Resolution Ordering Annexation - Amendment No. 107 (6411 : PURSUANT TO LANDOWNER PETITIONS, ANNEX CERTAIN

## RESOLUTION NO. 2023-\_\_\_

A RESOLUTION OF THE BOARD FOR THE MORENO VALLEY COMMUNITY SERVICES DISTRICT OF THE CITY OF MORENO VALLEY, CALIFORNIA, ORDERING THE ANNEXATION OF TERRITORY TO MORENO VALLEY COMMUNITY SERVICES DISTRICT COMMUNITY FACILITIES DISTRICT NO. 2021-01 (PARKS MAINTENANCE) AND APPROVING AN AMENDED MAP FOR SAID DISTRICT

WHEREAS, by its Resolution No. CSD 2021-22, Board established the Moreno Valley Community Services District Community Facilities District No. 2021-01 (Parks Maintenance) (the "CFD"), pursuant to the Mello-Roos Community Facilities Act of 1982 (Government Code Section 53311 *et seq.*) (the "Act"); and

WHEREAS, by its Ordinance No. CSD 55, the Board authorized an annual special tax to be levied against all non-exempt parcels of real property within the CFD (the "Special Tax") to fund parks maintenance services; and

WHEREAS, in order to permit landowners to efficiently annex developing parcels to the CFD, the Board, by its Ordinance No. CSD 56 designated the entire territory of the City of Moreno Valley as a future annexation area for the CFD; and

WHEREAS, the landowner of the parcels listed on Exhibit A to this Resolution, which is attached hereto and incorporated herein by reference, has submitted to the District a petition requesting and approving annexation of the listed parcels (the "Annexation Parcels") to the CFD; and

WHEREAS, the Annexation Parcels are comprised of the territory shown on the boundary map (the "Boundary Map") entitled "Amendment No. 118 to Boundaries of Community Facilities District No. 2021-01 (Parks Maintenance), Moreno Valley Community Services District, City of Moreno Valley, County of Riverside, California" which is included as Exhibit B to this Resolution, and incorporated herein by this reference; and

WHEREAS, the Board desires to annex the Annexation Parcels to the CFD.

NOW, THEREFORE, THE BOARD FOR THE MORENO VALLEY COMMUNITY SERVICES DISTRICT OF THE CITY OF MORENO VALLEY, CALIFORNIA, DOES HEREBY RESOLVE AS FOLLOWS:

1. Recitals. The above recitals are all true and correct and are herein incorporated.
2. Annexation Approved. The Annexation Parcels are hereby added to and part of the CFD with full legal effect and are subject to the Special Tax.
3. Description of Services. The following is a general description of the services (the "Services") provided in the CFD:

1  
Resolution No. 2023-\_\_\_  
Date Adopted: November 7, 2023

Maintaining, lighting, and operating parks and park improvements that are owned and operated by the CSD, to the extent such services are in addition to services already provided at the time CFD No. 2021-01 was created and do not supplant existing services.

Fundable services include (i) planting, replanting, mowing, trimming, irrigation and fertilization of grass, trees, shrubs, and other plants and vegetation, (ii) the operation, maintenance, repair, and replacement of irrigation systems and lighting systems, and (iii) the operation maintenance, repair and replacement of any real property or improvements with a useful life of more than five years.

Fundable costs include, but are not limited to: (i) contracted costs for such services, (ii) salaries and benefits of staff, including park rangers, devoted to such services, (iii) expenses related to equipment, apparatus, and supplies related to these services, (iv) administrative and overhead costs, including staff time, associated with providing such services, and (v) lifecycle costs associated with the repair and replacement of facilities and improvements.

4. Amended Boundary Map. The Boundary Map attached hereto as Exhibit B is hereby approved. This map amends, and does not supersede, the existing maps of the CFD. The Board directs that said map be filed with the Riverside County Recorder pursuant to Section 3113 of the Streets and Highways Code.

5. Notice of Special Tax Lien. The Board directs that an amended notice of special tax lien be recorded pursuant to Section 3117.5 of the Streets and Highways Code with respect to the Annexation Parcels associated with the Boundary Map.

6. This Resolution shall be effective immediately upon adoption.

7. The Secretary shall certify to the adoption of this Resolution, and shall maintain it on file as a public record this Resolution.

8. Severability. The Board declares that, should any provision, section, paragraph, sentence or word of this Resolution be rendered or declared invalid by any final court action in a court of competent jurisdiction or by reason of any preemptive legislation, the remaining provisions, sections, paragraphs, sentences or words of this Resolution as hereby adopted shall remain in full force and effect.

2  
Resolution No. CSD 2023-\_\_\_\_  
Date Adopted: November 7, 2023

APPROVED AND ADOPTED this 7th day of November 2023.

\_\_\_\_\_  
Mayor of the City of Moreno Valley,  
acting in the capacity as President of the  
Board for the Moreno Valley Community  
Services District

ATTEST:

\_\_\_\_\_  
City Clerk of the City of Moreno Valley,  
acting in the capacity of Secretary of  
the Moreno Valley Community  
Services District

APPROVED AS TO FORM:

\_\_\_\_\_  
City Attorney of the City of Moreno Valley,  
acting in the capacity of General Counsel  
of the Moreno Valley Community Services District

Resolution No. CSD 2023-3  
Date Adopted: November 7, 2023

Attachment: Resolution Ordering Annexation - Amendment No. 118 (6411 : PURSUANT TO LANDOWNER PETITIONS, ANNEX CERTAIN



**RESOLUTION JURAT**

I, Jane Halstead, Secretary of the Moreno Valley Community Services District, Moreno Valley, California do hereby certify that Resolution No. CSD 2023-\_\_\_\_ was duly and regularly adopted by the Board of Directors for the Moreno Valley Community Services District at a regular meeting held on the 7th day of November 2023, by the following vote:

AYES:

NOES:

ABSENT:

ABSTAIN:

(Boardmembers, Vice-President and President)

\_\_\_\_\_  
SECRETARY

(SEAL)

4  
Resolution No. CSD 2023-\_\_\_\_  
Date Adopted: November 7, 2023

Attachment: Resolution Ordering Annexation - Amendment No. 118 (6411 : PURSUANT TO LANDOWNER PETITIONS, ANNEX CERTAIN

**EXHIBIT A**

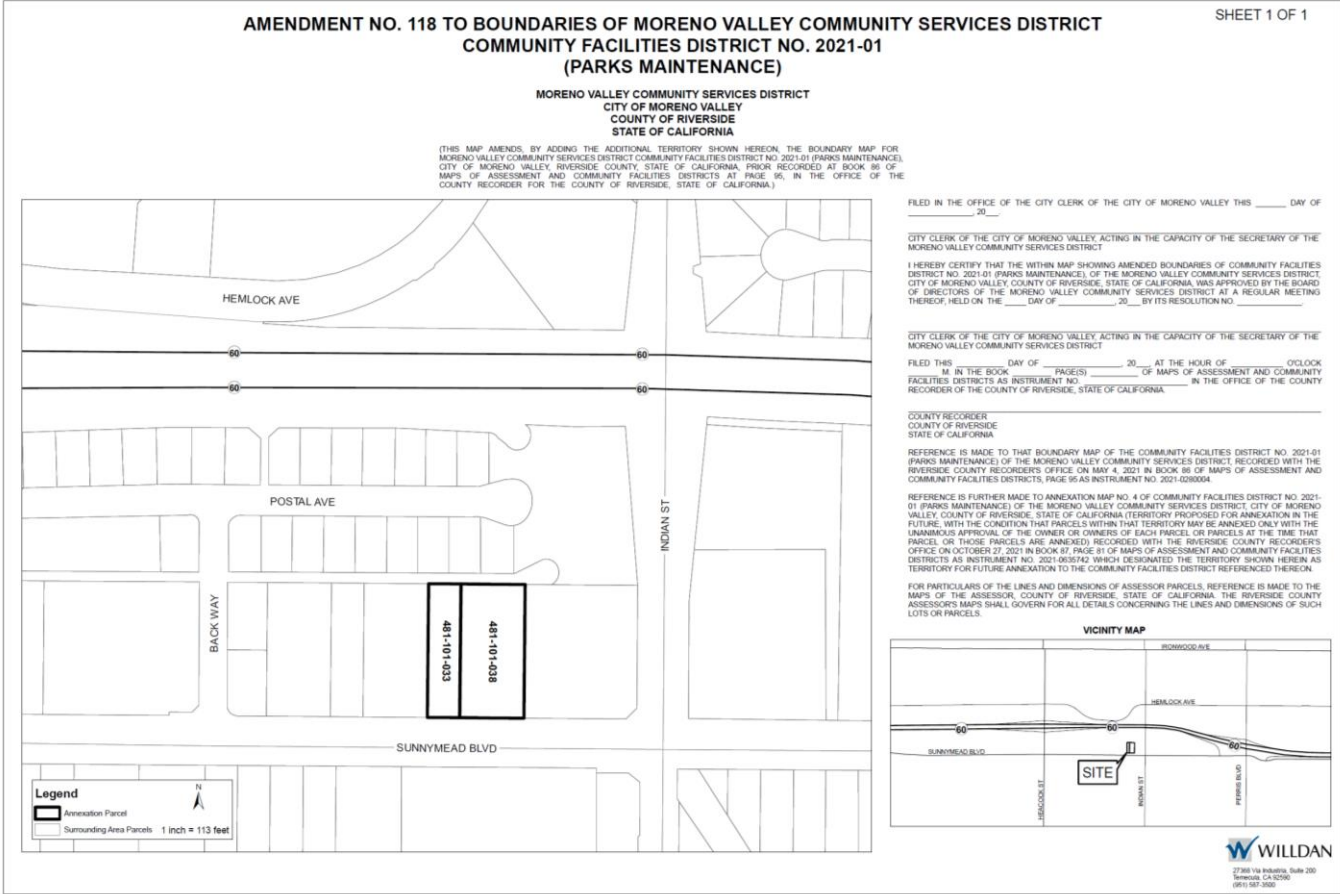
**List of Annexation Parcels**

Amendment Map No.	Assessor's Parcel Numbers
118	481-101-033
	481-101-038

Attachment: Resolution Ordering Annexation - Amendment No. 118 (6411 : PURSUANT TO LANDOWNER PETITIONS, ANNEX CERTAIN

Resolution No. CSD 2023-5  
Date Adopted: November 7, 2023

# EXHIBIT B Boundary Map Amendment



Attachment: Resolution Ordering Annexation - Amendment No. 118 (6411) : PURSUANT TO LANDOWNER PETITIONS, ANNEX CERTAIN

RESOLUTION NO. 2023-\_\_\_

A RESOLUTION OF THE BOARD FOR THE MORENO VALLEY COMMUNITY SERVICES DISTRICT OF THE CITY OF MORENO VALLEY, CALIFORNIA, ORDERING THE ANNEXATION OF TERRITORY TO MORENO VALLEY COMMUNITY SERVICES DISTRICT COMMUNITY FACILITIES DISTRICT NO. 2021-01 (PARKS MAINTENANCE) AND APPROVING AN AMENDED MAP FOR SAID DISTRICT

WHEREAS, by its Resolution No. CSD 2021-22, Board established the Moreno Valley Community Services District Community Facilities District No. 2021-01 (Parks Maintenance) (the "CFD"), pursuant to the Mello-Roos Community Facilities Act of 1982 (Government Code Section 53311 *et seq.*) (the "Act"); and

WHEREAS, by its Ordinance No. CSD 55, the Board authorized an annual special tax to be levied against all non-exempt parcels of real property within the CFD (the "Special Tax") to fund parks maintenance services; and

WHEREAS, in order to permit landowners to efficiently annex developing parcels to the CFD, the Board, by its Ordinance No. CSD 56 designated the entire territory of the City of Moreno Valley as a future annexation area for the CFD; and

WHEREAS, the landowner of the parcel listed on Exhibit A to this Resolution, which is attached hereto and incorporated herein by reference, has submitted to the District a petition requesting and approving annexation of the listed parcel (the "Annexation Parcel") to the CFD; and

WHEREAS, the Annexation Parcel is comprised of the territory shown on the boundary map (the "Boundary Map") entitled "Amendment No. 120 to Boundaries of Community Facilities District No. 2021-01 (Parks Maintenance), Moreno Valley Community Services District, City of Moreno Valley, County of Riverside, California" which is included as Exhibit B to this Resolution, and incorporated herein by this reference; and

WHEREAS, the Board desires to annex the Annexation Parcel to the CFD.

NOW, THEREFORE, THE BOARD FOR THE MORENO VALLEY COMMUNITY SERVICES DISTRICT OF THE CITY OF MORENO VALLEY, CALIFORNIA, DOES HEREBY RESOLVE AS FOLLOWS:

1. Recitals. The above recitals are all true and correct and are herein incorporated.
2. Annexation Approved. The Annexation Parcel is hereby added to and part of the CFD with full legal effect and is subject to the Special Tax.
3. Description of Services. The following is a general description of the services (the "Services") provided in the CFD:

1  
Resolution No. 2023-\_\_\_  
Date Adopted: November 7, 2023

Attachment: Resolution Ordering Annexation - Amendment No. 120 (6411 : PURSUANT TO LANDOWNER PETITIONS, ANNEX CERTAIN

Maintaining, lighting, and operating parks and park improvements that are owned and operated by the CSD, to the extent such services are in addition to services already provided at the time CFD No. 2021-01 was created and do not supplant existing services.

Fundable services include (i) planting, replanting, mowing, trimming, irrigation and fertilization of grass, trees, shrubs, and other plants and vegetation, (ii) the operation, maintenance, repair, and replacement of irrigation systems and lighting systems, and (iii) the operation maintenance, repair and replacement of any real property or improvements with a useful life of more than five years.

Fundable costs include, but are not limited to: (i) contracted costs for such services, (ii) salaries and benefits of staff, including park rangers, devoted to such services, (iii) expenses related to equipment, apparatus, and supplies related to these services, (iv) administrative and overhead costs, including staff time, associated with providing such services, and (v) lifecycle costs associated with the repair and replacement of facilities and improvements.

4. Amended Boundary Map. The Boundary Map attached hereto as Exhibit B is hereby approved. This map amends, and does not supersede, the existing maps of the CFD. The Board directs that said map be filed with the Riverside County Recorder pursuant to Section 3113 of the Streets and Highways Code.

5. Notice of Special Tax Lien. The Board directs that an amended notice of special tax lien be recorded pursuant to Section 3117.5 of the Streets and Highways Code with respect to the Annexation Parcel associated with the Boundary Map.

6. This Resolution shall be effective immediately upon adoption.

7. The Secretary shall certify to the adoption of this Resolution, and shall maintain it on file as a public record this Resolution.

8. Severability. The Board declares that, should any provision, section, paragraph, sentence or word of this Resolution be rendered or declared invalid by any final court action in a court of competent jurisdiction or by reason of any preemptive legislation, the remaining provisions, sections, paragraphs, sentences or words of this Resolution as hereby adopted shall remain in full force and effect.

APPROVED AND ADOPTED this 7th day of November 2023.

\_\_\_\_\_  
Mayor of the City of Moreno Valley,  
acting in the capacity as President of the  
Board for the Moreno Valley Community  
Services District

ATTEST:

\_\_\_\_\_  
City Clerk of the City of Moreno Valley,  
acting in the capacity of Secretary of  
the Moreno Valley Community  
Services District

APPROVED AS TO FORM:

\_\_\_\_\_  
City Attorney of the City of Moreno Valley,  
acting in the capacity of General Counsel  
of the Moreno Valley Community Services District

Resolution No. CSD 2023-3  
Date Adopted: November 7, 2023

Attachment: Resolution Ordering Annexation - Amendment No. 120 (6411 : PURSUANT TO LANDOWNER PETITIONS, ANNEX CERTAIN

**RESOLUTION JURAT**

I, Jane Halstead, Secretary of the Moreno Valley Community Services District, Moreno Valley, California do hereby certify that Resolution No. CSD 2023-\_\_\_\_ was duly and regularly adopted by the Board of Directors for the Moreno Valley Community Services District at a regular meeting held on the 7th day of November 2023, by the following vote:

AYES:

NOES:

ABSENT:

ABSTAIN:

(Boardmembers, Vice-President and President)

\_\_\_\_\_  
SECRETARY

(SEAL)

4  
Resolution No. CSD 2023-\_\_\_\_  
Date Adopted: November 7, 2023

Attachment: Resolution Ordering Annexation - Amendment No. 120 (6411 : PURSUANT TO LANDOWNER PETITIONS, ANNEX CERTAIN

**EXHIBIT A**

**List of Annexation Parcel(s)**

Amendment Map No.	Assessor's Parcel Number
120	481-140-001

Attachment: Resolution Ordering Annexation - Amendment No. 120 (6411 : PURSUANT TO LANDOWNER PETITIONS, ANNEX CERTAIN

Resolution No. CSD 2023-5  
Date Adopted: November 7, 2023



# EXHIBIT B

## Boundary Map Amendment

**AMENDMENT NO. 120 TO BOUNDARIES OF MORENO VALLEY COMMUNITY SERVICES DISTRICT  
COMMUNITY FACILITIES DISTRICT NO. 2021-01  
(PARKS MAINTENANCE)**

SHEET 1 OF 1

**MORENO VALLEY COMMUNITY SERVICES DISTRICT  
CITY OF MORENO VALLEY  
COUNTY OF RIVERSIDE  
STATE OF CALIFORNIA**

(THIS MAP AMENDS, BY ADDING THE ADDITIONAL TERRITORY SHOWN HEREON, THE BOUNDARY MAP FOR MORENO VALLEY COMMUNITY SERVICES DISTRICT COMMUNITY FACILITIES DISTRICT NO. 2021-01 (PARKS MAINTENANCE), CITY OF MORENO VALLEY, RIVERSIDE COUNTY, STATE OF CALIFORNIA, PRIOR RECORDED AT BOOK 86 OF MAPS OF ASSESSMENT AND COMMUNITY FACILITIES DISTRICTS AT PAGE 95, IN THE OFFICE OF THE COUNTY RECORDER FOR THE COUNTY OF RIVERSIDE, STATE OF CALIFORNIA.)

FILED IN THE OFFICE OF THE CITY CLERK OF THE CITY OF MORENO VALLEY THIS \_\_\_\_ DAY OF \_\_\_\_ 20\_\_

CITY CLERK OF THE CITY OF MORENO VALLEY, ACTING IN THE CAPACITY OF THE SECRETARY OF THE MORENO VALLEY COMMUNITY SERVICES DISTRICT

I HEREBY CERTIFY THAT THE WITHIN MAP SHOWING AMENDED BOUNDARIES OF COMMUNITY FACILITIES DISTRICT NO. 2021-01 (PARKS MAINTENANCE) OF THE MORENO VALLEY COMMUNITY SERVICES DISTRICT, CITY OF MORENO VALLEY, COUNTY OF RIVERSIDE, STATE OF CALIFORNIA, WAS APPROVED BY THE BOARD OF DIRECTORS OF THE MORENO VALLEY COMMUNITY SERVICES DISTRICT AT A REGULAR MEETING THEREOF, HELD ON THE \_\_\_\_ DAY OF \_\_\_\_ 20\_\_ BY ITS RESOLUTION NO. \_\_\_\_\_

CITY CLERK OF THE CITY OF MORENO VALLEY, ACTING IN THE CAPACITY OF THE SECRETARY OF THE MORENO VALLEY COMMUNITY SERVICES DISTRICT

FILED THIS \_\_\_\_ DAY OF \_\_\_\_ 20\_\_ AT THE HOUR OF \_\_\_\_ O'CLOCK  
IN THE BOOK \_\_\_\_ PAGES \_\_\_\_ OF MAPS OF ASSESSMENT AND COMMUNITY FACILITIES DISTRICTS AS INSTRUMENT NO. \_\_\_\_\_ IN THE OFFICE OF THE COUNTY RECORDER OF THE COUNTY OF RIVERSIDE, STATE OF CALIFORNIA.

COUNTY RECORDER  
COUNTY OF RIVERSIDE  
STATE OF CALIFORNIA

REFERENCE IS MADE TO THAT BOUNDARY MAP OF THE COMMUNITY FACILITIES DISTRICT NO. 2021-01 (PARKS MAINTENANCE) OF THE MORENO VALLEY COMMUNITY SERVICES DISTRICT RECORDED WITH THE RIVERSIDE COUNTY RECORDERS OFFICE ON MAY 4, 2021 IN BOOK 86 OF MAPS OF ASSESSMENT AND COMMUNITY FACILITIES DISTRICTS, PAGE 95 AS INSTRUMENT NO. 2021-028004.

REFERENCE IS FURTHER MADE TO ANNEXATION MAP NO. 4 OF COMMUNITY FACILITIES DISTRICT NO. 2021-01 (PARKS MAINTENANCE) OF THE MORENO VALLEY COMMUNITY SERVICES DISTRICT, CITY OF MORENO VALLEY, COUNTY OF RIVERSIDE, STATE OF CALIFORNIA (TERRITORY PROPOSED FOR ANNEXATION IN THE FUTURE, WITH THE CONDITION THAT PARCELS WITHIN THAT TERRITORY MAY BE ANNEXED ONLY WITH THE UNANIMOUS APPROVAL OF THE OWNER OR OWNERS OF EACH PARCEL OR PARCELS AT THE TIME THAT PARCEL OR THOSE PARCELS ARE ANNEXED) RECORDED WITH THE RIVERSIDE COUNTY RECORDERS OFFICE ON OCTOBER 27, 2021 IN BOOK 87, PAGE 81 OF MAPS OF ASSESSMENT AND COMMUNITY FACILITIES DISTRICTS AS INSTRUMENT NO. 2021-065042 WHICH DESIGNATED THE TERRITORY SHOWN HEREON AS TERRITORY FOR FUTURE ANNEXATION TO THE COMMUNITY FACILITIES DISTRICT REFERENCED THEREON.

FOR PARTICULARS OF THE LINES AND DIMENSIONS OF ASSESSOR PARCELS, REFERENCE IS MADE TO THE MAPS OF THE ASSESSOR, COUNTY OF RIVERSIDE, STATE OF CALIFORNIA. THE RIVERSIDE COUNTY ASSESSORS MAPS SHALL GOVERN FOR ALL DETAILS CONCERNING THE LINES AND DIMENSIONS OF SUCH LOTS OR PARCELS.

**WILLDAN**  
2738 VIA INDUSTRIAL, Suite 200  
Temecula, CA 92590  
(951) 947-3000

Attachment: Resolution Ordering Annexation - Amendment No. 120 (6411 : PURSUANT TO LANDOWNER PETITIONS, ANNEX CERTAIN

RESOLUTION NO. 2023-\_\_\_

A RESOLUTION OF THE BOARD FOR THE MORENO VALLEY COMMUNITY SERVICES DISTRICT OF THE CITY OF MORENO VALLEY, CALIFORNIA, ORDERING THE ANNEXATION OF TERRITORY TO MORENO VALLEY COMMUNITY SERVICES DISTRICT COMMUNITY FACILITIES DISTRICT NO. 2021-01 (PARKS MAINTENANCE) AND APPROVING AN AMENDED MAP FOR SAID DISTRICT

WHEREAS, by its Resolution No. CSD 2021-22, Board established the Moreno Valley Community Services District Community Facilities District No. 2021-01 (Parks Maintenance) (the "CFD"), pursuant to the Mello-Roos Community Facilities Act of 1982 (Government Code Section 53311 *et seq.*) (the "Act"); and

WHEREAS, by its Ordinance No. CSD 55, the Board authorized an annual special tax to be levied against all non-exempt parcels of real property within the CFD (the "Special Tax") to fund parks maintenance services; and

WHEREAS, in order to permit landowners to efficiently annex developing parcels to the CFD, the Board, by its Ordinance No. CSD 56 designated the entire territory of the City of Moreno Valley as a future annexation area for the CFD; and

WHEREAS, the landowner of the parcel listed on Exhibit A to this Resolution, which is attached hereto and incorporated herein by reference, has submitted to the District a petition requesting and approving annexation of the listed parcel (the "Annexation Parcel") to the CFD; and

WHEREAS, the Annexation Parcel is comprised of the territory shown on the boundary map (the "Boundary Map") entitled "Amendment No. 121 to Boundaries of Community Facilities District No. 2021-01 (Parks Maintenance), Moreno Valley Community Services District, City of Moreno Valley, County of Riverside, California" which is included as Exhibit B to this Resolution, and incorporated herein by this reference; and

WHEREAS, the Board desires to annex the Annexation Parcel to the CFD.

NOW, THEREFORE, THE BOARD FOR THE MORENO VALLEY COMMUNITY SERVICES DISTRICT OF THE CITY OF MORENO VALLEY, CALIFORNIA, DOES HEREBY RESOLVE AS FOLLOWS:

1. Recitals. The above recitals are all true and correct and are herein incorporated.
2. Annexation Approved. The Annexation Parcel is hereby added to and part of the CFD with full legal effect and is subject to the Special Tax.
3. Description of Services. The following is a general description of the services (the "Services") provided in the CFD:

1  
Resolution No. 2023-\_\_\_  
Date Adopted: November 7, 2023

Attachment: Resolution Ordering Annexation - Amendment No. 121 (6411 : PURSUANT TO LANDOWNER PETITIONS, ANNEX CERTAIN

Maintaining, lighting, and operating parks and park improvements that are owned and operated by the CSD, to the extent such services are in addition to services already provided at the time CFD No. 2021-01 was created and do not supplant existing services.

Fundable services include (i) planting, replanting, mowing, trimming, irrigation and fertilization of grass, trees, shrubs, and other plants and vegetation, (ii) the operation, maintenance, repair, and replacement of irrigation systems and lighting systems, and (iii) the operation maintenance, repair and replacement of any real property or improvements with a useful life of more than five years.

Fundable costs include, but are not limited to: (i) contracted costs for such services, (ii) salaries and benefits of staff, including park rangers, devoted to such services, (iii) expenses related to equipment, apparatus, and supplies related to these services, (iv) administrative and overhead costs, including staff time, associated with providing such services, and (v) lifecycle costs associated with the repair and replacement of facilities and improvements.

4. Amended Boundary Map. The Boundary Map attached hereto as Exhibit B is hereby approved. This map amends, and does not supersede, the existing maps of the CFD. The Board directs that said map be filed with the Riverside County Recorder pursuant to Section 3113 of the Streets and Highways Code.

5. Notice of Special Tax Lien. The Board directs that an amended notice of special tax lien be recorded pursuant to Section 3117.5 of the Streets and Highways Code with respect to the Annexation Parcel associated with the Boundary Map.

6. This Resolution shall be effective immediately upon adoption.

7. The Secretary shall certify to the adoption of this Resolution, and shall maintain it on file as a public record this Resolution.

8. Severability. The Board declares that, should any provision, section, paragraph, sentence or word of this Resolution be rendered or declared invalid by any final court action in a court of competent jurisdiction or by reason of any preemptive legislation, the remaining provisions, sections, paragraphs, sentences or words of this Resolution as hereby adopted shall remain in full force and effect.

APPROVED AND ADOPTED this 7th day of November 2023.

\_\_\_\_\_  
Mayor of the City of Moreno Valley,  
acting in the capacity as President of the  
Board for the Moreno Valley Community  
Services District

ATTEST:

\_\_\_\_\_  
City Clerk of the City of Moreno Valley,  
acting in the capacity of Secretary of  
the Moreno Valley Community  
Services District

APPROVED AS TO FORM:

\_\_\_\_\_  
City Attorney of the City of Moreno Valley,  
acting in the capacity of General Counsel  
of the Moreno Valley Community Services District

Resolution No. CSD 2023-3  
Date Adopted: November 7, 2023

Attachment: Resolution Ordering Annexation - Amendment No. 121 (6411 : PURSUANT TO LANDOWNER PETITIONS, ANNEX CERTAIN

**RESOLUTION JURAT**

I, Jane Halstead, Secretary of the Moreno Valley Community Services District, Moreno Valley, California do hereby certify that Resolution No. CSD 2023-\_\_\_\_ was duly and regularly adopted by the Board of Directors for the Moreno Valley Community Services District at a regular meeting held on the 7th day of November 2023, by the following vote:

AYES:

NOES:

ABSENT:

ABSTAIN:

(Boardmembers, Vice-President and President)

\_\_\_\_\_  
SECRETARY

(SEAL)

4  
Resolution No. CSD 2023-\_\_\_\_  
Date Adopted: November 7, 2023

Attachment: Resolution Ordering Annexation - Amendment No. 121 (6411 : PURSUANT TO LANDOWNER PETITIONS, ANNEX CERTAIN

**EXHIBIT A**

**List of Annexation Parcel(s)**

Amendment Map No.	Assessor's Parcel Number
121	292-280-032

Attachment: Resolution Ordering Annexation - Amendment No. 121 (6411 : PURSUANT TO LANDOWNER PETITIONS, ANNEX CERTAIN

Resolution No. CSD 2023-5  
Date Adopted: November 7, 2023

# EXHIBIT B

## Boundary Map Amendment

**AMENDMENT NO. 121 TO BOUNDARIES OF MORENO VALLEY COMMUNITY SERVICES DISTRICT  
COMMUNITY FACILITIES DISTRICT NO. 2021-01  
(PARKS MAINTENANCE)**

**MORENO VALLEY COMMUNITY SERVICES DISTRICT  
CITY OF MORENO VALLEY  
COUNTY OF RIVERSIDE  
STATE OF CALIFORNIA**

(THIS MAP AMENDS, BY ADDING THE ADDITIONAL TERRITORY SHOWN HEREON, THE BOUNDARY MAP FOR MORENO VALLEY COMMUNITY SERVICES DISTRICT COMMUNITY FACILITIES DISTRICT NO. 2021-01 (PARKS MAINTENANCE), CITY OF MORENO VALLEY, RIVERSIDE COUNTY, STATE OF CALIFORNIA, FIRST RECORDED AT BOOK 98 OF MAPS OF ASSESSMENT AND COMMUNITY FACILITIES DISTRICTS AT PAGE 95, IN THE OFFICE OF THE COUNTY RECORDER FOR THE COUNTY OF RIVERSIDE, STATE OF CALIFORNIA.)

SHEET 1 OF 1

FILED IN THE OFFICE OF THE CITY CLERK OF THE CITY OF MORENO VALLEY THIS \_\_\_\_ DAY OF \_\_\_\_ 20\_\_

CITY CLERK OF THE CITY OF MORENO VALLEY ACTING IN THE CAPACITY OF THE SECRETARY OF THE MORENO VALLEY COMMUNITY SERVICES DISTRICT

I HEREBY CERTIFY THAT THE WITHIN MAP SHOWING AMENDED BOUNDARIES OF COMMUNITY FACILITIES DISTRICT NO. 2021-01 (PARKS MAINTENANCE), OF THE MORENO VALLEY COMMUNITY SERVICES DISTRICT, CITY OF MORENO VALLEY COUNTY OF RIVERSIDE, STATE OF CALIFORNIA WAS APPROVED BY THE BOARD OF DIRECTORS OF THE MORENO VALLEY COMMUNITY SERVICES DISTRICT AT A REGULAR MEETING THEREOF, HELD ON THE \_\_\_\_ DAY OF \_\_\_\_ 20\_\_ BY ITS RESOLUTION NO. \_\_\_\_\_

CITY CLERK OF THE CITY OF MORENO VALLEY ACTING IN THE CAPACITY OF THE SECRETARY OF THE MORENO VALLEY COMMUNITY SERVICES DISTRICT

FILED THIS \_\_\_\_ DAY OF \_\_\_\_ 20\_\_ AT THE HOUR OF \_\_\_\_ O'CLOCK  
\_\_\_\_ IN THE BOOK \_\_\_\_ (PAGE(S)) \_\_\_\_ OF MAPS OF ASSESSMENT AND COMMUNITY FACILITIES DISTRICTS AS INSTRUMENT NO. \_\_\_\_\_ IN THE OFFICE OF THE COUNTY RECORDER OF THE COUNTY OF RIVERSIDE, STATE OF CALIFORNIA.

COUNTY RECORDER  
COUNTY OF RIVERSIDE  
STATE OF CALIFORNIA

REFERENCE IS MADE TO THAT BOUNDARY MAP OF THE COMMUNITY FACILITIES DISTRICT NO. 2021-01 (PARKS MAINTENANCE) OF THE MORENO VALLEY COMMUNITY SERVICES DISTRICT, RECORDED WITH THE RIVERSIDE COUNTY RECORDER'S OFFICE ON MAY 4, 2021 IN BOOK 98 OF MAPS OF ASSESSMENT AND COMMUNITY FACILITIES DISTRICTS, PAGE 95 AS INSTRUMENT NO. 2021-0208004.

REFERENCE IS FURTHER MADE TO ANNEXATION MAP NO. 4 OF COMMUNITY FACILITIES DISTRICT NO. 2021-01 (PARKS MAINTENANCE) OF THE MORENO VALLEY COMMUNITY SERVICES DISTRICT, CITY OF MORENO VALLEY, COUNTY OF RIVERSIDE, STATE OF CALIFORNIA (TERRITORY PROPOSED FOR ANNEXATION IN THE FUTURE, WITH THE CONDITION THAT PARCELS WITHIN THAT TERRITORY MAY BE ANNEXED ONLY WITH THE UNANIMOUS APPROVAL OF THE OWNER OR OWNERS OF EACH PARCEL OR PARCELS AT THE TIME THAT PARCEL OR THOSE PARCELS ARE ANNEXED) RECORDED WITH THE RIVERSIDE COUNTY RECORDER'S OFFICE ON OCTOBER 27, 2021 IN BOOK 87 PAGE 81 OF MAPS OF ASSESSMENT AND COMMUNITY FACILITIES DISTRICTS AS INSTRUMENT NO. 2021-0635742 WHICH DESIGNATED THE TERRITORY SHOWN HEREIN AS TERRITORY FOR FUTURE ANNEXATION TO THE COMMUNITY FACILITIES DISTRICT REFERENCED THEREON.

FOR PARTICULARS OF THE LINES AND DIMENSIONS OF ASSESSOR PARCELS, REFERENCE IS MADE TO THE MAPS OF THE ASSESSOR, COUNTY OF RIVERSIDE, STATE OF CALIFORNIA. THE RIVERSIDE COUNTY ASSESSOR'S MAPS SHALL GOVERN FOR ALL DETAILS CONCERNING THE LINES AND DIMENSIONS OF SUCH LOTS OR PARCELS.

**Legend**

Annexation Parcel

Surrounding Area Parcels

1 inch = 100 feet

**VICINITY MAP**

Attachment: Resolution Ordering Annexation - Amendment No. 121 (6411 : PURSUANT TO LANDOWNER PETITIONS, ANNEX CERTAIN

RESOLUTION NO. 2023-\_\_\_

A RESOLUTION OF THE BOARD FOR THE MORENO VALLEY COMMUNITY SERVICES DISTRICT OF THE CITY OF MORENO VALLEY, CALIFORNIA, ORDERING THE ANNEXATION OF TERRITORY TO MORENO VALLEY COMMUNITY SERVICES DISTRICT COMMUNITY FACILITIES DISTRICT NO. 2021-01 (PARKS MAINTENANCE) AND APPROVING AN AMENDED MAP FOR SAID DISTRICT

WHEREAS, by its Resolution No. CSD 2021-22, Board established the Moreno Valley Community Services District Community Facilities District No. 2021-01 (Parks Maintenance) (the "CFD"), pursuant to the Mello-Roos Community Facilities Act of 1982 (Government Code Section 53311 *et seq.*) (the "Act"); and

WHEREAS, by its Ordinance No. CSD 55, the Board authorized an annual special tax to be levied against all non-exempt parcels of real property within the CFD (the "Special Tax") to fund parks maintenance services; and

WHEREAS, in order to permit landowners to efficiently annex developing parcels to the CFD, the Board, by its Ordinance No. CSD 56 designated the entire territory of the City of Moreno Valley as a future annexation area for the CFD; and

WHEREAS, the landowner of the parcel listed on Exhibit A to this Resolution, which is attached hereto and incorporated herein by reference, has submitted to the District a petition requesting and approving annexation of the listed parcel (the "Annexation Parcel") to the CFD; and

WHEREAS, the Annexation Parcel is comprised of the territory shown on the boundary map (the "Boundary Map") entitled "Amendment No. 122 to Boundaries of Community Facilities District No. 2021-01 (Parks Maintenance), Moreno Valley Community Services District, City of Moreno Valley, County of Riverside, California" which is included as Exhibit B to this Resolution, and incorporated herein by this reference; and

WHEREAS, the Board desires to annex the Annexation Parcel to the CFD.

NOW, THEREFORE, THE BOARD FOR THE MORENO VALLEY COMMUNITY SERVICES DISTRICT OF THE CITY OF MORENO VALLEY, CALIFORNIA, DOES HEREBY RESOLVE AS FOLLOWS:

1. Recitals. The above recitals are all true and correct and are herein incorporated.
2. Annexation Approved. The Annexation Parcel is hereby added to and part of the CFD with full legal effect and is subject to the Special Tax.
3. Description of Services. The following is a general description of the services (the "Services") provided in the CFD:

1  
Resolution No. 2023-\_\_\_  
Date Adopted: November 7, 2023

Attachment: Resolution Ordering Annexation - Amendment No. 122 (6411 : PURSUANT TO LANDOWNER PETITIONS, ANNEX CERTAIN



Maintaining, lighting, and operating parks and park improvements that are owned and operated by the CSD, to the extent such services are in addition to services already provided at the time CFD No. 2021-01 was created and do not supplant existing services.

Fundable services include (i) planting, replanting, mowing, trimming, irrigation and fertilization of grass, trees, shrubs, and other plants and vegetation, (ii) the operation, maintenance, repair, and replacement of irrigation systems and lighting systems, and (iii) the operation maintenance, repair and replacement of any real property or improvements with a useful life of more than five years.

Fundable costs include, but are not limited to: (i) contracted costs for such services, (ii) salaries and benefits of staff, including park rangers, devoted to such services, (iii) expenses related to equipment, apparatus, and supplies related to these services, (iv) administrative and overhead costs, including staff time, associated with providing such services, and (v) lifecycle costs associated with the repair and replacement of facilities and improvements.

4. Amended Boundary Map. The Boundary Map attached hereto as Exhibit B is hereby approved. This map amends, and does not supersede, the existing maps of the CFD. The Board directs that said map be filed with the Riverside County Recorder pursuant to Section 3113 of the Streets and Highways Code.

5. Notice of Special Tax Lien. The Board directs that an amended notice of special tax lien be recorded pursuant to Section 3117.5 of the Streets and Highways Code with respect to the Annexation Parcel associated with the Boundary Map.

6. This Resolution shall be effective immediately upon adoption.

7. The Secretary shall certify to the adoption of this Resolution, and shall maintain it on file as a public record this Resolution.

8. Severability. The Board declares that, should any provision, section, paragraph, sentence or word of this Resolution be rendered or declared invalid by any final court action in a court of competent jurisdiction or by reason of any preemptive legislation, the remaining provisions, sections, paragraphs, sentences or words of this Resolution as hereby adopted shall remain in full force and effect.

APPROVED AND ADOPTED this 7th day of November 2023.

\_\_\_\_\_  
Mayor of the City of Moreno Valley,  
acting in the capacity as President of the  
Board for the Moreno Valley Community  
Services District

ATTEST:

\_\_\_\_\_  
City Clerk of the City of Moreno Valley,  
acting in the capacity of Secretary of  
the Moreno Valley Community  
Services District

APPROVED AS TO FORM:

\_\_\_\_\_  
City Attorney of the City of Moreno Valley,  
acting in the capacity of General Counsel  
of the Moreno Valley Community Services District

Resolution No. CSD 2023-3  
Date Adopted: November 7, 2023

Attachment: Resolution Ordering Annexation - Amendment No. 122 (6411 : PURSUANT TO LANDOWNER PETITIONS, ANNEX CERTAIN

**RESOLUTION JURAT**

I, Jane Halstead, Secretary of the Moreno Valley Community Services District, Moreno Valley, California do hereby certify that Resolution No. CSD 2023-\_\_\_\_ was duly and regularly adopted by the Board of Directors for the Moreno Valley Community Services District at a regular meeting held on the 7th day of November 2023, by the following vote:

AYES:

NOES:

ABSENT:

ABSTAIN:

(Boardmembers, Vice-President and President)

\_\_\_\_\_  
SECRETARY

(SEAL)

4  
Resolution No. CSD 2023-\_\_\_\_  
Date Adopted: November 7, 2023

Attachment: Resolution Ordering Annexation - Amendment No. 122 (6411 : PURSUANT TO LANDOWNER PETITIONS, ANNEX CERTAIN

**EXHIBIT A**

**List of Annexation Parcel(s)**

Amendment Map No.	Assessor's Parcel Number
122	297-140-044

Attachment: Resolution Ordering Annexation - Amendment No. 122 (6411 : PURSUANT TO LANDOWNER PETITIONS, ANNEX CERTAIN

Resolution No. CSD 2023-5  
Date Adopted: November 7, 2023

# EXHIBIT B Boundary Map Amendment

**AMENDMENT NO. 122 TO BOUNDARIES OF MORENO VALLEY COMMUNITY SERVICES DISTRICT  
COMMUNITY FACILITIES DISTRICT NO. 2021-01  
(PARKS MAINTENANCE)**

SHEET 1 OF 1

**MORENO VALLEY COMMUNITY SERVICES DISTRICT  
CITY OF MORENO VALLEY  
COUNTY OF RIVERSIDE  
STATE OF CALIFORNIA**

(THIS MAP AMENDS, BY ADDING THE ADDITIONAL TERRITORY SHOWN HEREON, THE BOUNDARY MAP FOR MORENO VALLEY COMMUNITY SERVICES DISTRICT COMMUNITY FACILITIES DISTRICT NO. 2021-01 (PARKS MAINTENANCE), CITY OF MORENO VALLEY, RIVERSIDE COUNTY, STATE OF CALIFORNIA, PRIOR RECORDED AT BOOK 88 OF MAPS OF ASSESSMENT AND COMMUNITY FACILITIES DISTRICTS AT PAGE 35, IN THE OFFICE OF THE COUNTY RECORDER FOR THE COUNTY OF RIVERSIDE, STATE OF CALIFORNIA.)

FILED IN THE OFFICE OF THE CITY CLERK OF THE CITY OF MORENO VALLEY THIS \_\_\_\_\_ DAY OF \_\_\_\_\_ 20\_\_\_\_.

CITY CLERK OF THE CITY OF MORENO VALLEY, ACTING IN THE CAPACITY OF THE SECRETARY OF THE MORENO VALLEY COMMUNITY SERVICES DISTRICT.

I HEREBY CERTIFY THAT THE WITHIN MAP SHOWING AMENDED BOUNDARIES OF COMMUNITY FACILITIES DISTRICT NO. 2021-01 (PARKS MAINTENANCE), OF THE MORENO VALLEY COMMUNITY SERVICES DISTRICT, CITY OF MORENO VALLEY, COUNTY OF RIVERSIDE, STATE OF CALIFORNIA, WAS APPROVED BY THE BOARD OF DIRECTORS OF THE MORENO VALLEY COMMUNITY SERVICES DISTRICT AT A REGULAR MEETING THEREOF, HELD ON THE \_\_\_\_\_ DAY OF \_\_\_\_\_ 20\_\_\_\_ BY ITS RESOLUTION NO. \_\_\_\_\_.

CITY CLERK OF THE CITY OF MORENO VALLEY, ACTING IN THE CAPACITY OF THE SECRETARY OF THE MORENO VALLEY COMMUNITY SERVICES DISTRICT.

FILED THIS \_\_\_\_\_ DAY OF \_\_\_\_\_ 20\_\_\_\_ AT THE HOUR OF \_\_\_\_\_ O'CLOCK \_\_\_\_\_ M. IN THE BOOK \_\_\_\_\_ (PAGE(S)) \_\_\_\_\_ OF MAPS OF ASSESSMENT AND COMMUNITY FACILITIES DISTRICTS AS INSTRUMENT NO. \_\_\_\_\_ IN THE OFFICE OF THE COUNTY RECORDER OF THE COUNTY OF RIVERSIDE, STATE OF CALIFORNIA.

COUNTY RECORDER  
COUNTY OF RIVERSIDE  
STATE OF CALIFORNIA

REFERENCE IS MADE TO THAT BOUNDARY MAP OF THE COMMUNITY FACILITIES DISTRICT NO. 2021-01 (PARKS MAINTENANCE) OF THE MORENO VALLEY COMMUNITY SERVICES DISTRICT, CITY OF MORENO VALLEY, COUNTY OF RIVERSIDE, STATE OF CALIFORNIA, TERRITORY PROPOSED FOR ANNEXATION IN THE FUTURE, WITH THE CONDITION THAT PARCELS WITHIN THAT TERRITORY MAY BE ANNEXED ONLY WITH THE UNANIMOUS APPROVAL OF THE OWNER OR OWNERS OF EACH PARCEL OR PARCELS AT THE TIME THAT PARCEL OR THOSE PARCELS ARE ANNEXED, RECORDED WITH THE RIVERSIDE COUNTY RECORDER'S OFFICE ON OCTOBER 27, 2021 IN BOOK 87, PAGE 81 OF MAPS OF ASSESSMENT AND COMMUNITY FACILITIES DISTRICTS AS INSTRUMENT NO. 2021-033742 WHICH DESIGNATED THE TERRITORY SHOWN HEREIN AS TERRITORY FOR FUTURE ANNEXATION TO THE COMMUNITY FACILITIES DISTRICT REFERENCED THEREON.

FOR PARTICULARS OF THE LINES AND DIMENSIONS OF ASSESSOR PARCELS, REFERENCE IS MADE TO THE MAPS OF THE ASSESSOR, COUNTY OF RIVERSIDE, STATE OF CALIFORNIA. THE RIVERSIDE COUNTY ASSESSOR'S MAPS SHALL GOVERN FOR ALL DETAILS CONCERNING THE LINES AND DIMENSIONS OF SUCH LOTS OR PARCELS.

**VICINITY MAP**

**WILLDAN**  
2785 Via Industrial, Suite 200  
Temecula, CA 92590  
(951) 951-2600

**Legend**

■ Annexation Parcel

□ Surrounding Area Parcels 1 inch = 150 feet

Attachment: Resolution Ordering Annexation - Amendment No. 122 (6411 : PURSUANT TO LANDOWNER PETITIONS, ANNEX CERTAIN

RESOLUTION NO. 2023-\_\_\_

A RESOLUTION OF THE BOARD FOR THE MORENO VALLEY COMMUNITY SERVICES DISTRICT OF THE CITY OF MORENO VALLEY, CALIFORNIA, ORDERING THE ANNEXATION OF TERRITORY TO MORENO VALLEY COMMUNITY SERVICES DISTRICT COMMUNITY FACILITIES DISTRICT NO. 2021-01 (PARKS MAINTENANCE) AND APPROVING AN AMENDED MAP FOR SAID DISTRICT

WHEREAS, by its Resolution No. CSD 2021-22, Board established the Moreno Valley Community Services District Community Facilities District No. 2021-01 (Parks Maintenance) (the "CFD"), pursuant to the Mello-Roos Community Facilities Act of 1982 (Government Code Section 53311 *et seq.*) (the "Act"); and

WHEREAS, by its Ordinance No. CSD 55, the Board authorized an annual special tax to be levied against all non-exempt parcels of real property within the CFD (the "Special Tax") to fund parks maintenance services; and

WHEREAS, in order to permit landowners to efficiently annex developing parcels to the CFD, the Board, by its Ordinance No. CSD 56 designated the entire territory of the City of Moreno Valley as a future annexation area for the CFD; and

WHEREAS, the landowner of the parcel listed on Exhibit A to this Resolution, which is attached hereto and incorporated herein by reference, has submitted to the District a petition requesting and approving annexation of the listed parcel (the "Annexation Parcel") to the CFD; and

WHEREAS, the Annexation Parcel is comprised of the territory shown on the boundary map (the "Boundary Map") entitled "Amendment No. 123 to Boundaries of Community Facilities District No. 2021-01 (Parks Maintenance), Moreno Valley Community Services District, City of Moreno Valley, County of Riverside, California" which is included as Exhibit B to this Resolution, and incorporated herein by this reference; and

WHEREAS, the Board desires to annex the Annexation Parcel to the CFD.

NOW, THEREFORE, THE BOARD FOR THE MORENO VALLEY COMMUNITY SERVICES DISTRICT OF THE CITY OF MORENO VALLEY, CALIFORNIA, DOES HEREBY RESOLVE AS FOLLOWS:

1. Recitals. The above recitals are all true and correct and are herein incorporated.
2. Annexation Approved. The Annexation Parcel is hereby added to and part of the CFD with full legal effect and is subject to the Special Tax.
3. Description of Services. The following is a general description of the services (the "Services") provided in the CFD:

1  
Resolution No. 2023-\_\_\_  
Date Adopted: November 7, 2023

Attachment: Resolution Ordering Annexation - Amendment No. 123 (6411 : PURSUANT TO LANDOWNER PETITIONS, ANNEX CERTAIN

Maintaining, lighting, and operating parks and park improvements that are owned and operated by the CSD, to the extent such services are in addition to services already provided at the time CFD No. 2021-01 was created and do not supplant existing services.

Fundable services include (i) planting, replanting, mowing, trimming, irrigation and fertilization of grass, trees, shrubs, and other plants and vegetation, (ii) the operation, maintenance, repair, and replacement of irrigation systems and lighting systems, and (iii) the operation maintenance, repair and replacement of any real property or improvements with a useful life of more than five years.

Fundable costs include, but are not limited to: (i) contracted costs for such services, (ii) salaries and benefits of staff, including park rangers, devoted to such services, (iii) expenses related to equipment, apparatus, and supplies related to these services, (iv) administrative and overhead costs, including staff time, associated with providing such services, and (v) lifecycle costs associated with the repair and replacement of facilities and improvements.

4. Amended Boundary Map. The Boundary Map attached hereto as Exhibit B is hereby approved. This map amends, and does not supersede, the existing maps of the CFD. The Board directs that said map be filed with the Riverside County Recorder pursuant to Section 3113 of the Streets and Highways Code.

5. Notice of Special Tax Lien. The Board directs that an amended notice of special tax lien be recorded pursuant to Section 3117.5 of the Streets and Highways Code with respect to the Annexation Parcel associated with the Boundary Map.

6. This Resolution shall be effective immediately upon adoption.

7. The Secretary shall certify to the adoption of this Resolution, and shall maintain it on file as a public record this Resolution.

8. Severability. The Board declares that, should any provision, section, paragraph, sentence or word of this Resolution be rendered or declared invalid by any final court action in a court of competent jurisdiction or by reason of any preemptive legislation, the remaining provisions, sections, paragraphs, sentences or words of this Resolution as hereby adopted shall remain in full force and effect.

APPROVED AND ADOPTED this 7th day of November 2023.

\_\_\_\_\_  
Mayor of the City of Moreno Valley,  
acting in the capacity as President of the  
Board for the Moreno Valley Community  
Services District

ATTEST:

\_\_\_\_\_  
City Clerk of the City of Moreno Valley,  
acting in the capacity of Secretary of  
the Moreno Valley Community  
Services District

APPROVED AS TO FORM:

\_\_\_\_\_  
City Attorney of the City of Moreno Valley,  
acting in the capacity of General Counsel  
of the Moreno Valley Community Services District

Resolution No. CSD 2023-3  
Date Adopted: November 7, 2023

Attachment: Resolution Ordering Annexation - Amendment No. 123 (6411 : PURSUANT TO LANDOWNER PETITIONS, ANNEX CERTAIN



**RESOLUTION JURAT**

I, Jane Halstead, Secretary of the Moreno Valley Community Services District, Moreno Valley, California do hereby certify that Resolution No. CSD 2023-\_\_\_\_ was duly and regularly adopted by the Board of Directors for the Moreno Valley Community Services District at a regular meeting held on the 7th day of November 2023, by the following vote:

AYES:

NOES:

ABSENT:

ABSTAIN:

(Boardmembers, Vice-President and President)

\_\_\_\_\_  
SECRETARY

(SEAL)

4  
Resolution No. CSD 2023-\_\_\_\_  
Date Adopted: November 7, 2023

Attachment: Resolution Ordering Annexation - Amendment No. 123 (6411 : PURSUANT TO LANDOWNER PETITIONS, ANNEX CERTAIN

**EXHIBIT A**

**List of Annexation Parcel(s)**

Amendment Map No.	Assessor's Parcel Number
123	312-270-001

Attachment: Resolution Ordering Annexation - Amendment No. 123 (6411 : PURSUANT TO LANDOWNER PETITIONS, ANNEX CERTAIN

Resolution No. CSD 2023-5  
Date Adopted: November 7, 2023

# EXHIBIT B

## Boundary Map Amendment

**AMENDMENT NO. 123 TO BOUNDARIES OF MORENO VALLEY COMMUNITY SERVICES DISTRICT  
COMMUNITY FACILITIES DISTRICT NO. 2021-01  
(PARKS MAINTENANCE)**

MORENO VALLEY COMMUNITY SERVICES DISTRICT  
CITY OF MORENO VALLEY  
COUNTY OF RIVERSIDE  
STATE OF CALIFORNIA

(THIS MAP AMENDS, BY ADDING THE ADDITIONAL TERRITORY SHOWN HEREON, THE BOUNDARY MAP FOR MORENO VALLEY COMMUNITY SERVICES DISTRICT COMMUNITY FACILITIES DISTRICT NO. 2021-01 (PARKS MAINTENANCE), CITY OF MORENO VALLEY, RIVERSIDE COUNTY, STATE OF CALIFORNIA, PRIOR RECORDED AT BOOK 88 OF MAPS OF ASSESSMENT AND COMMUNITY FACILITIES DISTRICTS AT PAGE 95, IN THE OFFICE OF THE COUNTY RECORDER FOR THE COUNTY OF RIVERSIDE, STATE OF CALIFORNIA.)

FILED IN THE OFFICE OF THE CITY CLERK OF THE CITY OF MORENO VALLEY THIS \_\_\_\_ DAY OF \_\_\_\_ 20\_\_.

CITY CLERK OF THE CITY OF MORENO VALLEY, ACTING IN THE CAPACITY OF THE SECRETARY OF THE MORENO VALLEY COMMUNITY SERVICES DISTRICT

I HEREBY CERTIFY THAT THE WITHIN MAP SHOWING AMENDED BOUNDARIES OF COMMUNITY FACILITIES DISTRICT NO. 2021-01 (PARKS MAINTENANCE), OF THE MORENO VALLEY COMMUNITY SERVICES DISTRICT, CITY OF MORENO VALLEY, COUNTY OF RIVERSIDE, STATE OF CALIFORNIA, WAS APPROVED BY THE BOARD OF DIRECTORS OF THE MORENO VALLEY COMMUNITY SERVICES DISTRICT AT A REGULAR MEETING THEREOF, HELD ON THE \_\_\_\_ DAY OF \_\_\_\_ 20\_\_, BY ITS RESOLUTION NO. \_\_\_\_\_.

CITY CLERK OF THE CITY OF MORENO VALLEY, ACTING IN THE CAPACITY OF THE SECRETARY OF THE MORENO VALLEY COMMUNITY SERVICES DISTRICT

FILED THIS \_\_\_\_ DAY OF \_\_\_\_ 20\_\_ AT THE HOUR OF \_\_\_\_ O'CLOCK  
IN THE BOOK \_\_\_\_ PAGE(S) \_\_\_\_ OF MAPS OF ASSESSMENT AND COMMUNITY FACILITIES DISTRICTS AS INSTRUMENT NO. \_\_\_\_\_ IN THE OFFICE OF THE COUNTY RECORDER OF THE COUNTY OF RIVERSIDE, STATE OF CALIFORNIA.

COUNTY RECORDER  
COUNTY OF RIVERSIDE  
STATE OF CALIFORNIA

REFERENCE IS MADE TO THAT BOUNDARY MAP OF THE COMMUNITY FACILITIES DISTRICT NO. 2021-01 (PARKS MAINTENANCE) OF THE MORENO VALLEY COMMUNITY SERVICES DISTRICT, RECORDED WITH THE RIVERSIDE COUNTY RECORDER'S OFFICE ON MAY 4, 2021, IN BOOK 88 OF MAPS OF ASSESSMENT AND COMMUNITY FACILITIES DISTRICTS, PAGE 95 AS INSTRUMENT NO. 2021-0280004.

REFERENCE IS FURTHER MADE TO ANNEXATION MAP NO. 4 OF COMMUNITY FACILITIES DISTRICT NO. 2021-01 (PARKS MAINTENANCE) OF THE MORENO VALLEY COMMUNITY SERVICES DISTRICT, CITY OF MORENO VALLEY, COUNTY OF RIVERSIDE, STATE OF CALIFORNIA (TERRITORY PROPOSED FOR ANNEXATION IN THE FUTURE, WITH THE CONDITION THAT PARCELS WITHIN THAT TERRITORY MAY BE ANNEXED ONLY WITH THE UNANIMOUS APPROVAL OF THE OWNER OR OWNERS OF EACH PARCEL, OR PARCELS AT THE TIME THAT PARCEL OR THOSE PARCELS ARE ANNEXED) RECORDED WITH THE RIVERSIDE COUNTY RECORDER'S OFFICE ON OCTOBER 27, 2021 IN BOOK 87, PAGE 81 OF MAPS OF ASSESSMENT AND COMMUNITY FACILITIES DISTRICTS AS INSTRUMENT NO. 2021-0635742 WHICH DESIGNATED THE TERRITORY SHOWN HEREON AS TERRITORY FOR FUTURE ANNEXATION TO THE COMMUNITY FACILITIES DISTRICT REFERENCED THEREON.

FOR PARTICULARS OF THE LINES AND DIMENSIONS OF ASSESSOR PARCELS, REFERENCE IS MADE TO THE MAPS OF THE ASSESSOR, COUNTY OF RIVERSIDE, STATE OF CALIFORNIA, THE RIVERSIDE COUNTY ASSESSOR'S MAPS SHALL GOVERN FOR ALL DETAILS CONCERNING THE LINES AND DIMENSIONS OF SUCH LOTS OR PARCELS.

**Legend**

- Annexation Parcel
- Surrounding Area Parcels
- City Boundaries

1 inch = 200 feet

**VICINITY MAP**

2700 Leeward Blvd 200  
Temecula, CA 92590  
(951) 961-2900

Attachment: Resolution Ordering Annexation - Amendment No. 123 (6411 : PURSUANT TO LANDOWNER PETITIONS, ANNEX CERTAIN

## RESOLUTION NO. 2023-\_\_\_

A RESOLUTION OF THE BOARD FOR THE MORENO VALLEY COMMUNITY SERVICES DISTRICT OF THE CITY OF MORENO VALLEY, CALIFORNIA, ORDERING THE ANNEXATION OF TERRITORY TO MORENO VALLEY COMMUNITY SERVICES DISTRICT COMMUNITY FACILITIES DISTRICT NO. 2021-01 (PARKS MAINTENANCE) AND APPROVING AN AMENDED MAP FOR SAID DISTRICT

WHEREAS, by its Resolution No. CSD 2021-22, Board established the Moreno Valley Community Services District Community Facilities District No. 2021-01 (Parks Maintenance) (the "CFD"), pursuant to the Mello-Roos Community Facilities Act of 1982 (Government Code Section 53311 *et seq.*) (the "Act"); and

WHEREAS, by its Ordinance No. CSD 55, the Board authorized an annual special tax to be levied against all non-exempt parcels of real property within the CFD (the "Special Tax") to fund parks maintenance services; and

WHEREAS, in order to permit landowners to efficiently annex developing parcels to the CFD, the Board, by its Ordinance No. CSD 56 designated the entire territory of the City of Moreno Valley as a future annexation area for the CFD; and

WHEREAS, the landowner of the parcel listed on Exhibit A to this Resolution, which is attached hereto and incorporated herein by reference, has submitted to the District a petition requesting and approving annexation of the listed parcel (the "Annexation Parcel") to the CFD; and

WHEREAS, the Annexation Parcel is comprised of the territory shown on the boundary map (the "Boundary Map") entitled "Amendment No. 124 to Boundaries of Community Facilities District No. 2021-01 (Parks Maintenance), Moreno Valley Community Services District, City of Moreno Valley, County of Riverside, California" which is included as Exhibit B to this Resolution, and incorporated herein by this reference; and

WHEREAS, the Board desires to annex the Annexation Parcel to the CFD.

NOW, THEREFORE, THE BOARD FOR THE MORENO VALLEY COMMUNITY SERVICES DISTRICT OF THE CITY OF MORENO VALLEY, CALIFORNIA, DOES HEREBY RESOLVE AS FOLLOWS:

1. Recitals. The above recitals are all true and correct and are herein incorporated.
2. Annexation Approved. The Annexation Parcel is hereby added to and part of the CFD with full legal effect and is subject to the Special Tax.
3. Description of Services. The following is a general description of the services (the "Services") provided in the CFD:

1  
Resolution No. 2023-\_\_\_  
Date Adopted: November 7, 2023

Maintaining, lighting, and operating parks and park improvements that are owned and operated by the CSD, to the extent such services are in addition to services already provided at the time CFD No. 2021-01 was created and do not supplant existing services.

Fundable services include (i) planting, replanting, mowing, trimming, irrigation and fertilization of grass, trees, shrubs, and other plants and vegetation, (ii) the operation, maintenance, repair, and replacement of irrigation systems and lighting systems, and (iii) the operation maintenance, repair and replacement of any real property or improvements with a useful life of more than five years.

Fundable costs include, but are not limited to: (i) contracted costs for such services, (ii) salaries and benefits of staff, including park rangers, devoted to such services, (iii) expenses related to equipment, apparatus, and supplies related to these services, (iv) administrative and overhead costs, including staff time, associated with providing such services, and (v) lifecycle costs associated with the repair and replacement of facilities and improvements.

4. Amended Boundary Map. The Boundary Map attached hereto as Exhibit B is hereby approved. This map amends, and does not supersede, the existing maps of the CFD. The Board directs that said map be filed with the Riverside County Recorder pursuant to Section 3113 of the Streets and Highways Code.

5. Notice of Special Tax Lien. The Board directs that an amended notice of special tax lien be recorded pursuant to Section 3117.5 of the Streets and Highways Code with respect to the Annexation Parcel associated with the Boundary Map.

6. This Resolution shall be effective immediately upon adoption.

7. The Secretary shall certify to the adoption of this Resolution, and shall maintain it on file as a public record this Resolution.

8. Severability. The Board declares that, should any provision, section, paragraph, sentence or word of this Resolution be rendered or declared invalid by any final court action in a court of competent jurisdiction or by reason of any preemptive legislation, the remaining provisions, sections, paragraphs, sentences or words of this Resolution as hereby adopted shall remain in full force and effect.

APPROVED AND ADOPTED this 7th day of November 2023.

\_\_\_\_\_  
Mayor of the City of Moreno Valley,  
acting in the capacity as President of the  
Board for the Moreno Valley Community  
Services District

ATTEST:

\_\_\_\_\_  
City Clerk of the City of Moreno Valley,  
acting in the capacity of Secretary of  
the Moreno Valley Community  
Services District

APPROVED AS TO FORM:

\_\_\_\_\_  
City Attorney of the City of Moreno Valley,  
acting in the capacity of General Counsel  
of the Moreno Valley Community Services District

Resolution No. CSD 2023-3  
Date Adopted: November 7, 2023

Attachment: Resolution Ordering Annexation - Amendment No. 124 (6411 : PURSUANT TO LANDOWNER PETITIONS, ANNEX CERTAIN

**RESOLUTION JURAT**

I, Jane Halstead, Secretary of the Moreno Valley Community Services District, Moreno Valley, California do hereby certify that Resolution No. CSD 2023-\_\_\_\_ was duly and regularly adopted by the Board of Directors for the Moreno Valley Community Services District at a regular meeting held on the 7th day of November 2023, by the following vote:

AYES:

NOES:

ABSENT:

ABSTAIN:

(Boardmembers, Vice-President and President)

\_\_\_\_\_  
SECRETARY

(SEAL)

4  
Resolution No. CSD 2023-\_\_\_\_  
Date Adopted: November 7, 2023

Attachment: Resolution Ordering Annexation - Amendment No. 124 (6411 : PURSUANT TO LANDOWNER PETITIONS, ANNEX CERTAIN

**EXHIBIT A**

**List of Annexation Parcel(s)**

Amendment Map No.	Assessor's Parcel Number
124	297-150-031

Attachment: Resolution Ordering Annexation - Amendment No. 124 (6411 : PURSUANT TO LANDOWNER PETITIONS, ANNEX CERTAIN

Resolution No. CSD 2023-5  
Date Adopted: November 7, 2023



# EXHIBIT B

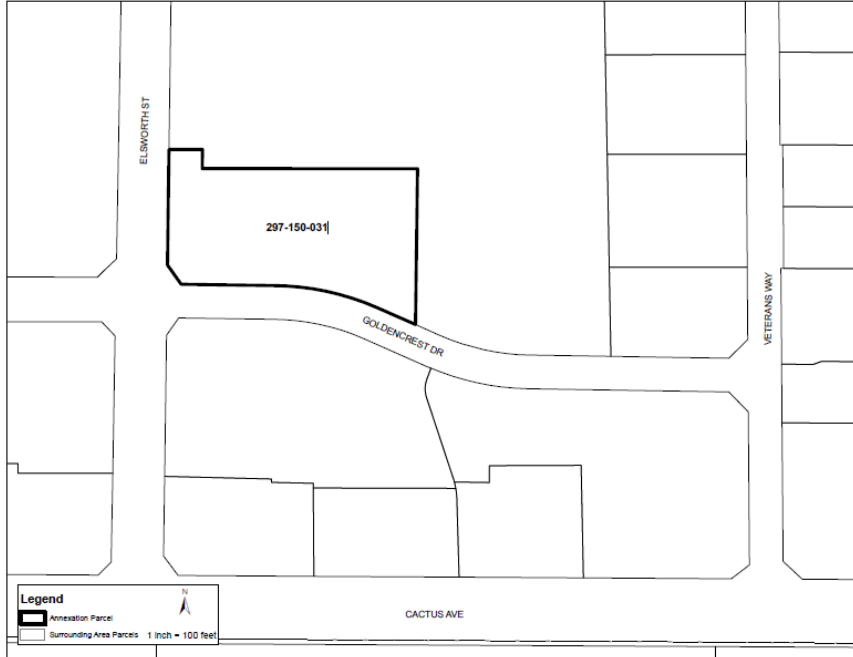
## Boundary Map Amendment

### AMENDMENT NO. 124 TO BOUNDARIES OF MORENO VALLEY COMMUNITY SERVICES DISTRICT COMMUNITY FACILITIES DISTRICT NO. 2021-01 (PARKS MAINTENANCE)

SHEET 1 OF 1

MORENO VALLEY COMMUNITY SERVICES DISTRICT  
CITY OF MORENO VALLEY  
COUNTY OF RIVERSIDE  
STATE OF CALIFORNIA

(THIS MAP AMENDS, BY ADDING THE ADDITIONAL TERRITORY SHOWN HEREON, THE BOUNDARY MAP FOR MORENO VALLEY COMMUNITY SERVICES DISTRICT COMMUNITY FACILITIES DISTRICT NO. 2021-01 (PARKS MAINTENANCE), CITY OF MORENO VALLEY, RIVERSIDE COUNTY, STATE OF CALIFORNIA, PRIOR RECORDED AT BOOK 88 OF MAPS OF ASSESSMENT AND COMMUNITY FACILITIES DISTRICTS AT PAGE 95, IN THE OFFICE OF THE COUNTY RECORDER FOR THE COUNTY OF RIVERSIDE, STATE OF CALIFORNIA.)



FILED IN THE OFFICE OF THE CITY CLERK OF THE CITY OF MORENO VALLEY THIS \_\_\_\_ DAY OF \_\_\_\_ 20\_\_

CITY CLERK OF THE CITY OF MORENO VALLEY, ACTING IN THE CAPACITY OF THE SECRETARY OF THE MORENO VALLEY COMMUNITY SERVICES DISTRICT

I HEREBY CERTIFY THAT THE WITHIN MAP SHOWING AMENDED BOUNDARIES OF COMMUNITY FACILITIES DISTRICT NO. 2021-01 (PARKS MAINTENANCE), OF THE MORENO VALLEY COMMUNITY SERVICES DISTRICT, CITY OF MORENO VALLEY, COUNTY OF RIVERSIDE, STATE OF CALIFORNIA, WAS APPROVED BY THE BOARD OF DIRECTORS OF THE MORENO VALLEY COMMUNITY SERVICES DISTRICT AT A REGULAR MEETING THEREOF, HELD ON THE \_\_\_\_ DAY OF \_\_\_\_ 20\_\_, BY ITS RESOLUTION NO. \_\_\_\_\_

CITY CLERK OF THE CITY OF MORENO VALLEY, ACTING IN THE CAPACITY OF THE SECRETARY OF THE MORENO VALLEY COMMUNITY SERVICES DISTRICT

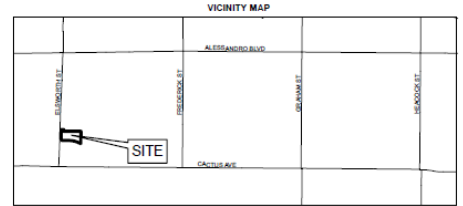
FILED THIS \_\_\_\_ DAY OF \_\_\_\_ 20\_\_, AT THE HOUR OF \_\_\_\_ O'CLOCK \_\_\_\_ M. IN THE BOOK \_\_\_\_ (PAGE(S)) \_\_\_\_ OF MAPS OF ASSESSMENT AND COMMUNITY FACILITIES DISTRICTS AS INSTRUMENT NO. \_\_\_\_\_ IN THE OFFICE OF THE COUNTY RECORDER OF THE COUNTY OF RIVERSIDE, STATE OF CALIFORNIA.

COUNTY RECORDER  
COUNTY OF RIVERSIDE  
STATE OF CALIFORNIA

REFERENCE IS MADE TO THAT BOUNDARY MAP OF THE COMMUNITY FACILITIES DISTRICT NO. 2021-01 (PARKS MAINTENANCE) OF THE MORENO VALLEY COMMUNITY SERVICES DISTRICT RECORDED WITH THE RIVERSIDE COUNTY RECORDERS' OFFICE ON MAY 4, 2021 IN BOOK 88 OF MAPS OF ASSESSMENT AND COMMUNITY FACILITIES DISTRICTS, PAGE 95 AS INSTRUMENT NO. 2021-0280004.

REFERENCE IS FURTHER MADE TO ANNEXATION MAP NO. 4 OF COMMUNITY FACILITIES DISTRICT NO. 2021-01 (PARKS MAINTENANCE), OF THE MORENO VALLEY COMMUNITY SERVICES DISTRICT, CITY OF MORENO VALLEY, COUNTY OF RIVERSIDE, STATE OF CALIFORNIA (TERRITORY PROPOSED FOR ANNEXATION IN THE FUTURE, WITH THE CONDITION THAT PARCELS WITHIN THAT TERRITORY MAY BE ANNEXED ONLY WITH THE UNANIMOUS APPROVAL OF THE OWNER OR OWNERS OF EACH PARCEL OR PARCELS AT THE TIME THAT PARCEL OR THOSE PARCELS ARE ANNEXED) RECORDED WITH THE RIVERSIDE COUNTY RECORDERS' OFFICE ON OCTOBER 27, 2021 IN BOOK 87, PAGE 81 OF MAPS OF ASSESSMENT AND COMMUNITY FACILITIES DISTRICTS AS INSTRUMENT NO. 2021-033742 WHICH DESIGNATED THE TERRITORY SHOWN HEREON AS TERRITORY FOR FUTURE ANNEXATION TO THE COMMUNITY FACILITIES DISTRICT REFERENCED THEREON.

FOR PARTICULARS OF THE LINES AND DIMENSIONS OF ASSESSOR PARCELS, REFERENCE IS MADE TO THE MAPS OF THE ASSESSOR, COUNTY OF RIVERSIDE, STATE OF CALIFORNIA. THE RIVERSIDE COUNTY ASSESSOR'S MAPS SHALL GOVERN FOR ALL DETAILS CONCERNING THE LINES AND DIMENSIONS OF SUCH LOTS OR PARCELS.



**WILLDAN**  
2785 Via Industria, Suite 200  
Temecula, CA 92590  
(951) 961-3500

Attachment: Resolution Ordering Annexation - Amendment No. 124 (6411 : PURSUANT TO LANDOWNER PETITIONS, ANNEX CERTAIN

## RESOLUTION NO. 2023-\_\_\_\_

A RESOLUTION OF THE BOARD FOR THE MORENO VALLEY COMMUNITY SERVICES DISTRICT OF THE CITY OF MORENO VALLEY, CALIFORNIA, ORDERING THE ANNEXATION OF TERRITORY TO MORENO VALLEY COMMUNITY SERVICES DISTRICT COMMUNITY FACILITIES DISTRICT NO. 2021-01 (PARKS MAINTENANCE) AND APPROVING AN AMENDED MAP FOR SAID DISTRICT

WHEREAS, by its Resolution No. CSD 2021-22, Board established the Moreno Valley Community Services District Community Facilities District No. 2021-01 (Parks Maintenance) (the "CFD"), pursuant to the Mello-Roos Community Facilities Act of 1982 (Government Code Section 53311 *et seq.*) (the "Act"); and

WHEREAS, by its Ordinance No. CSD 55, the Board authorized an annual special tax to be levied against all non-exempt parcels of real property within the CFD (the "Special Tax") to fund parks maintenance services; and

WHEREAS, in order to permit landowners to efficiently annex developing parcels to the CFD, the Board, by its Ordinance No. CSD 56 designated the entire territory of the City of Moreno Valley as a future annexation area for the CFD; and

WHEREAS, the landowner of the parcel listed on Exhibit A to this Resolution, which is attached hereto and incorporated herein by reference, has submitted to the District a petition requesting and approving annexation of the listed parcel (the "Annexation Parcel") to the CFD; and

WHEREAS, the Annexation Parcel is comprised of the territory shown on the boundary map (the "Boundary Map") entitled "Amendment No. 125 to Boundaries of Community Facilities District No. 2021-01 (Parks Maintenance), Moreno Valley Community Services District, City of Moreno Valley, County of Riverside, California" which is included as Exhibit B to this Resolution, and incorporated herein by this reference; and

WHEREAS, the Board desires to annex the Annexation Parcel to the CFD.

NOW, THEREFORE, THE BOARD FOR THE MORENO VALLEY COMMUNITY SERVICES DISTRICT OF THE CITY OF MORENO VALLEY, CALIFORNIA, DOES HEREBY RESOLVE AS FOLLOWS:

1. Recitals. The above recitals are all true and correct and are herein incorporated.
2. Annexation Approved. The Annexation Parcel is hereby added to and part of the CFD with full legal effect and is subject to the Special Tax.
3. Description of Services. The following is a general description of the services (the "Services") provided in the CFD:

1  
Resolution No. 2023-\_\_\_\_  
Date Adopted: November 7, 2023

Maintaining, lighting, and operating parks and park improvements that are owned and operated by the CSD, to the extent such services are in addition to services already provided at the time CFD No. 2021-01 was created and do not supplant existing services.

Fundable services include (i) planting, replanting, mowing, trimming, irrigation and fertilization of grass, trees, shrubs, and other plants and vegetation, (ii) the operation, maintenance, repair, and replacement of irrigation systems and lighting systems, and (iii) the operation maintenance, repair and replacement of any real property or improvements with a useful life of more than five years.

Fundable costs include, but are not limited to: (i) contracted costs for such services, (ii) salaries and benefits of staff, including park rangers, devoted to such services, (iii) expenses related to equipment, apparatus, and supplies related to these services, (iv) administrative and overhead costs, including staff time, associated with providing such services, and (v) lifecycle costs associated with the repair and replacement of facilities and improvements.

4. Amended Boundary Map. The Boundary Map attached hereto as Exhibit B is hereby approved. This map amends, and does not supersede, the existing maps of the CFD. The Board directs that said map be filed with the Riverside County Recorder pursuant to Section 3113 of the Streets and Highways Code.

5. Notice of Special Tax Lien. The Board directs that an amended notice of special tax lien be recorded pursuant to Section 3117.5 of the Streets and Highways Code with respect to the Annexation Parcel associated with the Boundary Map.

6. This Resolution shall be effective immediately upon adoption.

7. The Secretary shall certify to the adoption of this Resolution, and shall maintain it on file as a public record this Resolution.

8. Severability. The Board declares that, should any provision, section, paragraph, sentence or word of this Resolution be rendered or declared invalid by any final court action in a court of competent jurisdiction or by reason of any preemptive legislation, the remaining provisions, sections, paragraphs, sentences or words of this Resolution as hereby adopted shall remain in full force and effect.

2  
Resolution No. CSD 2023-\_\_\_\_  
Date Adopted: November 7, 2023

APPROVED AND ADOPTED this 7th day of November 2023.

\_\_\_\_\_  
Mayor of the City of Moreno Valley,  
acting in the capacity as President of the  
Board for the Moreno Valley Community  
Services District

ATTEST:

\_\_\_\_\_  
City Clerk of the City of Moreno Valley,  
acting in the capacity of Secretary of  
the Moreno Valley Community  
Services District

APPROVED AS TO FORM:

\_\_\_\_\_  
City Attorney of the City of Moreno Valley,  
acting in the capacity of General Counsel  
of the Moreno Valley Community Services District

Resolution No. CSD 2023-3  
Date Adopted: November 7, 2023

Attachment: Resolution Ordering Annexation - Amendment No. 125 (6411 : PURSUANT TO LANDOWNER PETITIONS, ANNEX CERTAIN

**RESOLUTION JURAT**

I, Jane Halstead, Secretary of the Moreno Valley Community Services District, Moreno Valley, California do hereby certify that Resolution No. CSD 2023-\_\_\_\_ was duly and regularly adopted by the Board of Directors for the Moreno Valley Community Services District at a regular meeting held on the 7th day of November 2023, by the following vote:

AYES:

NOES:

ABSENT:

ABSTAIN:

(Boardmembers, Vice-President and President)

\_\_\_\_\_  
SECRETARY

(SEAL)

4  
Resolution No. CSD 2023-\_\_\_\_  
Date Adopted: November 7, 2023

Attachment: Resolution Ordering Annexation - Amendment No. 125 (6411 : PURSUANT TO LANDOWNER PETITIONS, ANNEX CERTAIN

**EXHIBIT A**

**List of Annexation Parcel(s)**

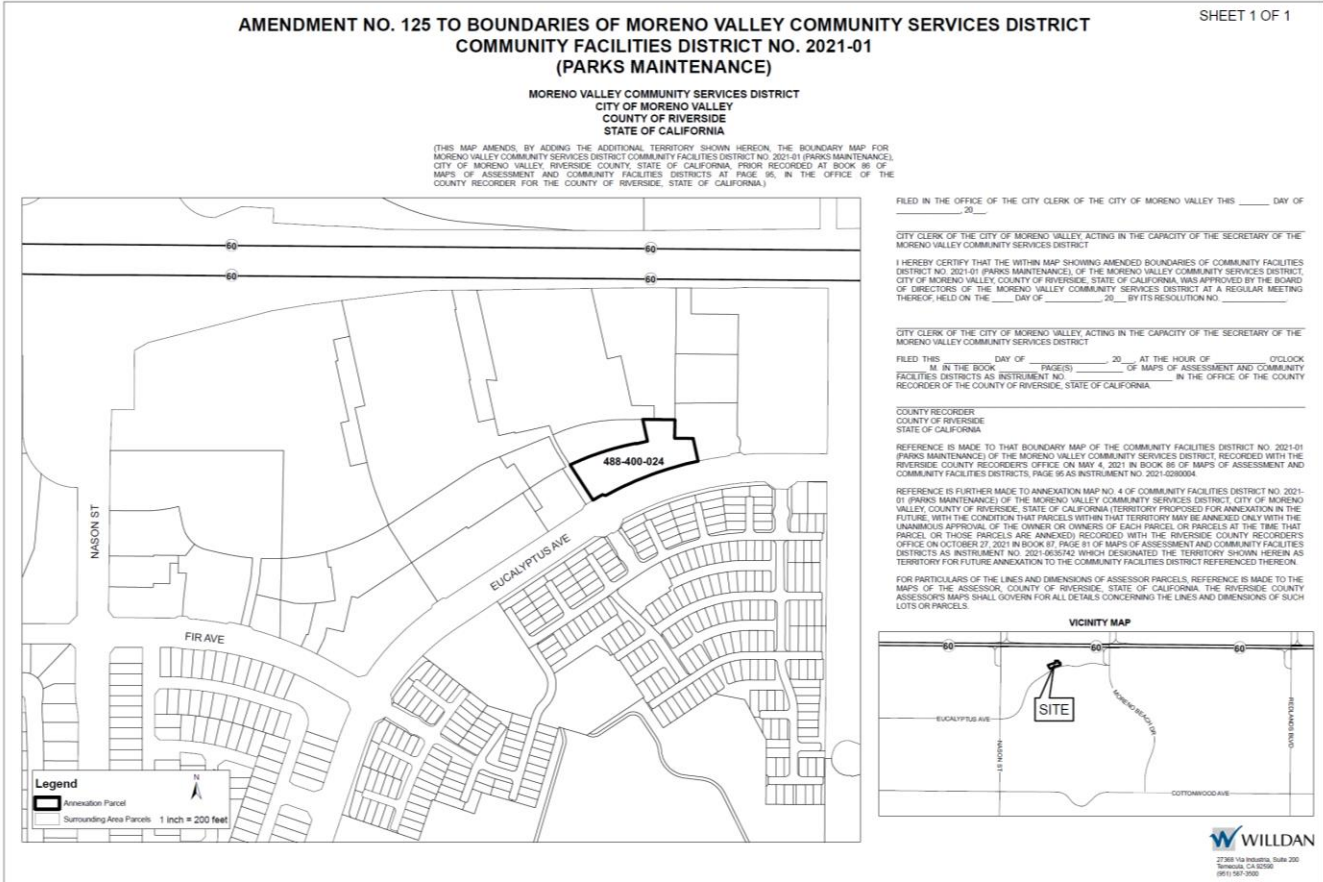
Amendment Map No.	Assessor's Parcel Number
125	488-400-024

Attachment: Resolution Ordering Annexation - Amendment No. 125 (6411 : PURSUANT TO LANDOWNER PETITIONS, ANNEX CERTAIN

Resolution No. CSD 2023-5  
Date Adopted: November 7, 2023

# EXHIBIT B

## Boundary Map Amendment



Attachment: Resolution Ordering Annexation - Amendment No. 125 (6411 : PURSUANT TO LANDOWNER PETITIONS, ANNEX CERTAIN

## RESOLUTION NO. 2023-\_\_\_\_

A RESOLUTION OF THE BOARD FOR THE MORENO VALLEY COMMUNITY SERVICES DISTRICT OF THE CITY OF MORENO VALLEY, CALIFORNIA, ORDERING THE ANNEXATION OF TERRITORY TO MORENO VALLEY COMMUNITY SERVICES DISTRICT COMMUNITY FACILITIES DISTRICT NO. 2021-01 (PARKS MAINTENANCE) AND APPROVING AN AMENDED MAP FOR SAID DISTRICT

WHEREAS, by its Resolution No. CSD 2021-22, Board established the Moreno Valley Community Services District Community Facilities District No. 2021-01 (Parks Maintenance) (the "CFD"), pursuant to the Mello-Roos Community Facilities Act of 1982 (Government Code Section 53311 *et seq.*) (the "Act"); and

WHEREAS, by its Ordinance No. CSD 55, the Board authorized an annual special tax to be levied against all non-exempt parcels of real property within the CFD (the "Special Tax") to fund parks maintenance services; and

WHEREAS, in order to permit landowners to efficiently annex developing parcels to the CFD, the Board, by its Ordinance No. CSD 56 designated the entire territory of the City of Moreno Valley as a future annexation area for the CFD; and

WHEREAS, the landowner of the parcel listed on Exhibit A to this Resolution, which is attached hereto and incorporated herein by reference, has submitted to the District a petition requesting and approving annexation of the listed parcel (the "Annexation Parcel") to the CFD; and

WHEREAS, the Annexation Parcel is comprised of the territory shown on the boundary map (the "Boundary Map") entitled "Amendment No. 127 to Boundaries of Community Facilities District No. 2021-01 (Parks Maintenance), Moreno Valley Community Services District, City of Moreno Valley, County of Riverside, California" which is included as Exhibit B to this Resolution, and incorporated herein by this reference; and

WHEREAS, the Board desires to annex the Annexation Parcel to the CFD.

NOW, THEREFORE, THE BOARD FOR THE MORENO VALLEY COMMUNITY SERVICES DISTRICT OF THE CITY OF MORENO VALLEY, CALIFORNIA, DOES HEREBY RESOLVE AS FOLLOWS:

1. Recitals. The above recitals are all true and correct and are herein incorporated.
2. Annexation Approved. The Annexation Parcel is hereby added to and part of the CFD with full legal effect and is subject to the Special Tax.
3. Description of Services. The following is a general description of the services (the "Services") provided in the CFD:

1  
Resolution No. 2023-\_\_\_\_  
Date Adopted: November 7, 2023



Maintaining, lighting, and operating parks and park improvements that are owned and operated by the CSD, to the extent such services are in addition to services already provided at the time CFD No. 2021-01 was created and do not supplant existing services.

Fundable services include (i) planting, replanting, mowing, trimming, irrigation and fertilization of grass, trees, shrubs, and other plants and vegetation, (ii) the operation, maintenance, repair, and replacement of irrigation systems and lighting systems, and (iii) the operation maintenance, repair and replacement of any real property or improvements with a useful life of more than five years.

Fundable costs include, but are not limited to: (i) contracted costs for such services, (ii) salaries and benefits of staff, including park rangers, devoted to such services, (iii) expenses related to equipment, apparatus, and supplies related to these services, (iv) administrative and overhead costs, including staff time, associated with providing such services, and (v) lifecycle costs associated with the repair and replacement of facilities and improvements.

4. Amended Boundary Map. The Boundary Map attached hereto as Exhibit B is hereby approved. This map amends, and does not supersede, the existing maps of the CFD. The Board directs that said map be filed with the Riverside County Recorder pursuant to Section 3113 of the Streets and Highways Code.

5. Notice of Special Tax Lien. The Board directs that an amended notice of special tax lien be recorded pursuant to Section 3117.5 of the Streets and Highways Code with respect to the Annexation Parcel associated with the Boundary Map.

6. This Resolution shall be effective immediately upon adoption.

7. The Secretary shall certify to the adoption of this Resolution, and shall maintain it on file as a public record this Resolution.

8. Severability. The Board declares that, should any provision, section, paragraph, sentence or word of this Resolution be rendered or declared invalid by any final court action in a court of competent jurisdiction or by reason of any preemptive legislation, the remaining provisions, sections, paragraphs, sentences or words of this Resolution as hereby adopted shall remain in full force and effect.

APPROVED AND ADOPTED this 7th day of November 2023.

\_\_\_\_\_  
Mayor of the City of Moreno Valley,  
acting in the capacity as President of the  
Board for the Moreno Valley Community  
Services District

ATTEST:

\_\_\_\_\_  
City Clerk of the City of Moreno Valley,  
acting in the capacity of Secretary of  
the Moreno Valley Community  
Services District

APPROVED AS TO FORM:

\_\_\_\_\_  
City Attorney of the City of Moreno Valley,  
acting in the capacity of General Counsel  
of the Moreno Valley Community Services District

Resolution No. CSD 2023-3  
Date Adopted: November 7, 2023

Attachment: Resolution Ordering Annexation - Amendment No. 127 (6411 : PURSUANT TO LANDOWNER PETITIONS, ANNEX CERTAIN

**RESOLUTION JURAT**

I, Jane Halstead, Secretary of the Moreno Valley Community Services District, Moreno Valley, California do hereby certify that Resolution No. CSD 2023-\_\_\_\_ was duly and regularly adopted by the Board of Directors for the Moreno Valley Community Services District at a regular meeting held on the 7th day of November 2023, by the following vote:

AYES:

NOES:

ABSENT:

ABSTAIN:

(Boardmembers, Vice-President and President)

\_\_\_\_\_  
SECRETARY

(SEAL)

4  
Resolution No. CSD 2023-\_\_\_\_  
Date Adopted: November 7, 2023

Attachment: Resolution Ordering Annexation - Amendment No. 127 (6411 : PURSUANT TO LANDOWNER PETITIONS, ANNEX CERTAIN

**EXHIBIT A**

**List of Annexation Parcel(s)**

Amendment Map No.	Assessor's Parcel Number
127	474-170-021

Attachment: Resolution Ordering Annexation - Amendment No. 127 (6411 : PURSUANT TO LANDOWNER PETITIONS, ANNEX CERTAIN

Resolution No. CSD 2023-5  
Date Adopted: November 7, 2023

# EXHIBIT B Boundary Map Amendment

**AMENDMENT NO. 127 TO BOUNDARIES OF MORENO VALLEY COMMUNITY SERVICES DISTRICT  
COMMUNITY FACILITIES DISTRICT NO. 2021-01  
(PARKS MAINTENANCE)**

SHEET 1 OF 1

**MORENO VALLEY COMMUNITY SERVICES DISTRICT  
CITY OF MORENO VALLEY  
COUNTY OF RIVERSIDE  
STATE OF CALIFORNIA**

(THIS MAP AMENDS, BY ADDING THE ADDITIONAL TERRITORY SHOWN HEREON, THE BOUNDARY MAP FOR MORENO VALLEY COMMUNITY SERVICES DISTRICT COMMUNITY FACILITIES DISTRICT NO. 2021-01 (PARKS MAINTENANCE), CITY OF MORENO VALLEY, RIVERSIDE COUNTY, STATE OF CALIFORNIA, PRIOR RECORDED AT BOOK 86 OF MAPS OF ASSESSMENT AND COMMUNITY FACILITIES DISTRICTS AT PAGE 85, IN THE OFFICE OF THE COUNTY RECORDER FOR THE COUNTY OF RIVERSIDE, STATE OF CALIFORNIA.)

FILED IN THE OFFICE OF THE CITY CLERK OF THE CITY OF MORENO VALLEY THIS \_\_\_\_ DAY OF \_\_\_\_ 20\_\_.

CITY CLERK OF THE CITY OF MORENO VALLEY, ACTING IN THE CAPACITY OF THE SECRETARY OF THE MORENO VALLEY COMMUNITY SERVICES DISTRICT

I HEREBY CERTIFY THAT THE WITHIN MAP SHOWING AMENDED BOUNDARIES OF COMMUNITY FACILITIES DISTRICT NO. 2021-01 (PARKS MAINTENANCE) OF THE MORENO VALLEY COMMUNITY SERVICES DISTRICT, CITY OF MORENO VALLEY, COUNTY OF RIVERSIDE, STATE OF CALIFORNIA, WAS APPROVED BY THE BOARD OF DIRECTORS OF THE MORENO VALLEY COMMUNITY SERVICES DISTRICT AT A REGULAR MEETING THEREOF, HELD ON THE \_\_\_\_ DAY OF \_\_\_\_ 20\_\_, BY ITS RESOLUTION NO. \_\_\_\_.

CITY CLERK OF THE CITY OF MORENO VALLEY, ACTING IN THE CAPACITY OF THE SECRETARY OF THE MORENO VALLEY COMMUNITY SERVICES DISTRICT

FILED THIS \_\_\_\_ DAY OF \_\_\_\_ 20\_\_ AT THE HOUR OF \_\_\_\_ O'CLOCK  
M. IN THE BOOK \_\_\_\_ PAGE(S) \_\_\_\_ OF MAPS OF ASSESSMENT AND COMMUNITY FACILITIES DISTRICTS AS INSTRUMENT NO. \_\_\_\_ IN THE OFFICE OF THE COUNTY RECORDER OF THE COUNTY OF RIVERSIDE, STATE OF CALIFORNIA.

COUNTY RECORDER  
COUNTY OF RIVERSIDE  
STATE OF CALIFORNIA

REFERENCE IS MADE TO THAT BOUNDARY MAP OF THE COMMUNITY FACILITIES DISTRICT NO. 2021-01 (PARKS MAINTENANCE) OF THE MORENO VALLEY COMMUNITY SERVICES DISTRICT RECORDED WITH THE RIVERSIDE COUNTY RECORDERS OFFICE ON MAY 4, 2021 IN BOOK 86 OF MAPS OF ASSESSMENT AND COMMUNITY FACILITIES DISTRICTS, PAGE 85 AS INSTRUMENT NO. 2021-020094.

REFERENCE IS FURTHER MADE TO ANNEXATION MAP NO. 4 OF COMMUNITY FACILITIES DISTRICT NO. 2021-01 (PARKS MAINTENANCE) OF THE MORENO VALLEY COMMUNITY SERVICES DISTRICT, CITY OF MORENO VALLEY, COUNTY OF RIVERSIDE, STATE OF CALIFORNIA, TERRITORY PROPOSED FOR ANNEXATION IN THE FUTURE, WITH THE CONDITION THAT PARCELS WITHIN THAT TERRITORY MAY BE ANNEXED ONLY WITH THE UNANIMOUS APPROVAL OF THE OWNER OR OWNERS OF EACH PARCEL OR PARCELS AT THE TIME THAT PARCEL OR THOSE PARCELS ARE ANNEXED, RECORDED WITH THE RIVERSIDE COUNTY RECORDERS OFFICE ON OCTOBER 27, 2021 IN BOOK 87, PAGE 81 OF MAPS OF ASSESSMENT AND COMMUNITY FACILITIES DISTRICTS AS INSTRUMENT NO. 2021-082642 WHICH DESIGNATED THE TERRITORY SHOWN HEREIN AS TERRITORY FOR FUTURE ANNEXATION TO THE COMMUNITY FACILITIES DISTRICT REFERENCED THEREON.

FOR PARTICULARS OF THE LINES AND DIMENSIONS OF ASSESSOR PARCELS, REFERENCE IS MADE TO THE MAPS OF THE ASSESSOR, COUNTY OF RIVERSIDE, STATE OF CALIFORNIA, THE RIVERSIDE COUNTY ASSESSOR'S MAPS SHALL GOVERN FOR ALL DETAILS CONCERNING THE LINES AND DIMENSIONS OF SUCH LOTS OR PARCELS.

**VICINITY MAP**

**WILLDAN**  
2788 Via Industria, Suite 200  
Temecula, CA 92590  
(951) 697-0000

**Legend**

- Annexation Parcel
- Surrounding Area Parcels

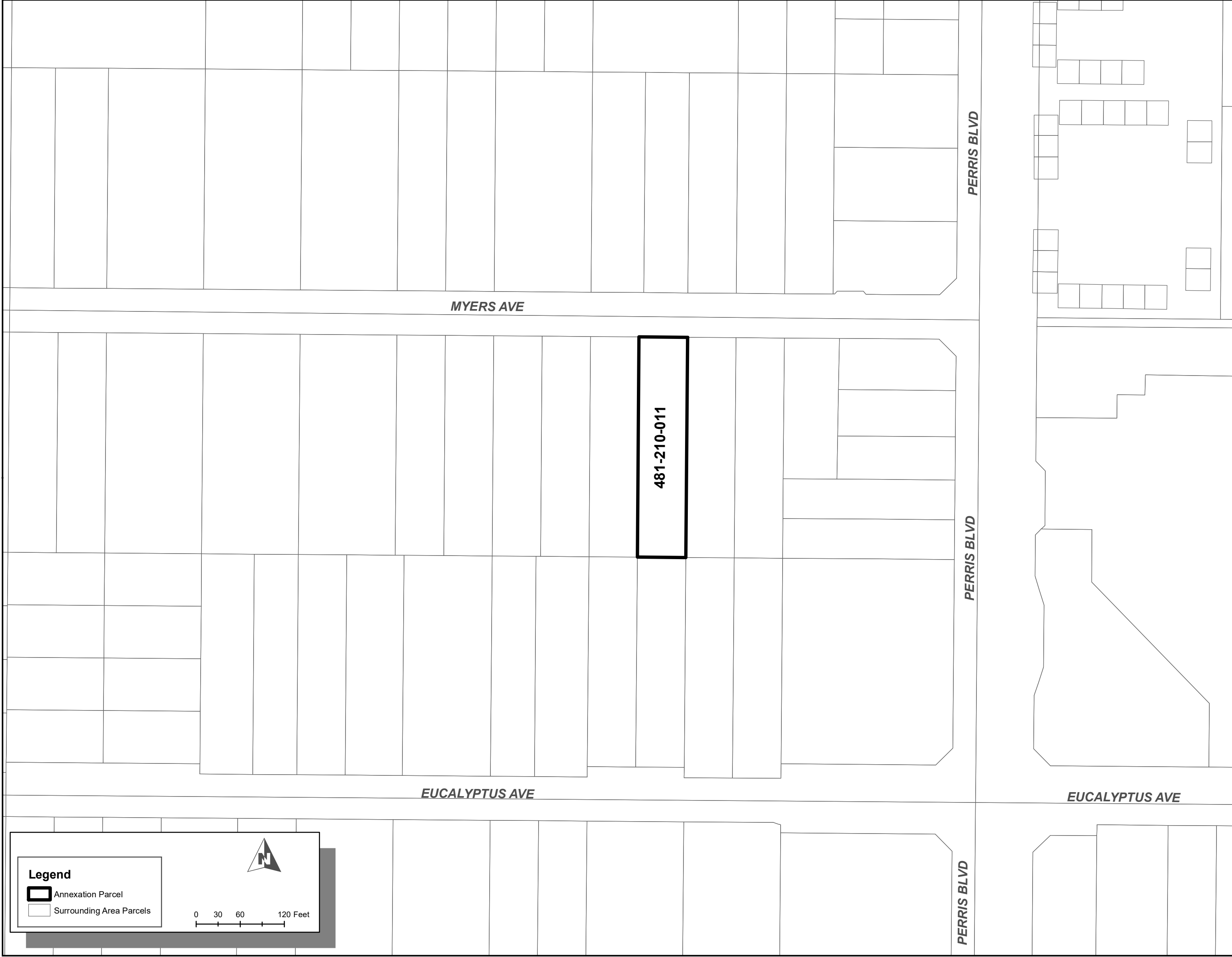
1 Inch = 100 feet

Attachment: Resolution Ordering Annexation - Amendment No. 127 (6411 : PURSUANT TO LANDOWNER PETITIONS, ANNEX CERTAIN

# AMENDMENT NO. 94 TO BOUNDARIES OF MORENO VALLEY COMMUNITY SERVICES DISTRICT COMMUNITY FACILITIES DISTRICT NO. 2021-01 (PARKS MAINTENANCE)

**MORENO VALLEY COMMUNITY SERVICES DISTRICT  
CITY OF MORENO VALLEY  
COUNTY OF RIVERSIDE  
STATE OF CALIFORNIA**

(THIS MAP AMENDS, BY ADDING THE ADDITIONAL TERRITORY SHOWN HEREON, THE BOUNDARY MAP FOR CITY OF MORENO VALLEY COMMUNITY FACILITIES DISTRICT NO. 2021-01 (PARKS MAINTENANCE), CITY OF MORENO VALLEY, RIVERSIDE COUNTY, STATE OF CALIFORNIA, PRIOR RECORDED AT BOOK 86 OF MAPS OF ASSESSMENT AND COMMUNITY FACILITIES DISTRICTS AT PAGE 95, IN THE OFFICE OF THE COUNTY RECORDER FOR THE COUNTY OF RIVERSIDE, STATE OF CALIFORNIA.)



FILED IN THE OFFICE OF THE CITY CLERK OF THE CITY OF MORENO VALLEY THIS \_\_\_\_\_ DAY OF \_\_\_\_\_, 20\_\_\_\_.

CITY CLERK OF THE CITY OF MORENO VALLEY, ACTING IN THE CAPACITY OF THE SECRETARY OF THE MORENO VALLEY COMMUNITY SERVICES DISTRICT

I HEREBY CERTIFY THAT THE WITHIN MAP SHOWING AMENDED BOUNDARIES OF COMMUNITY FACILITIES DISTRICT NO. 2021-01 (PARKS MAINTENANCE) OF THE MORENO VALLEY COMMUNITY SERVICES DISTRICT, CITY OF MORENO VALLEY, COUNTY OF RIVERSIDE, STATE OF CALIFORNIA WAS APPROVED BY THE BOARD OF DIRECTORS OF THE MORENO VALLEY COMMUNITY SERVICES DISTRICT AT A REGULAR MEETING THEREOF, HELD ON THE \_\_\_\_\_ DAY OF \_\_\_\_\_, 20\_\_\_\_, BY ITS RESOLUTION NO. \_\_\_\_\_.

CITY CLERK OF THE CITY OF MORENO VALLEY, ACTING IN THE CAPACITY OF THE SECRETARY OF THE MORENO VALLEY COMMUNITY SERVICES DISTRICT

FILED THIS \_\_\_\_\_ DAY OF \_\_\_\_\_, 20\_\_\_\_, AT THE HOUR OF \_\_\_\_\_ O'CLOCK \_\_\_\_\_ M, IN THE BOOK \_\_\_\_\_ PAGE(S) \_\_\_\_\_ OF MAPS OF ASSESSMENT AND COMMUNITY FACILITIES DISTRICTS AS INSTRUMENT NO. \_\_\_\_\_ IN THE OFFICE OF THE COUNTY RECORDER OF THE COUNTY OF RIVERSIDE, STATE OF CALIFORNIA.

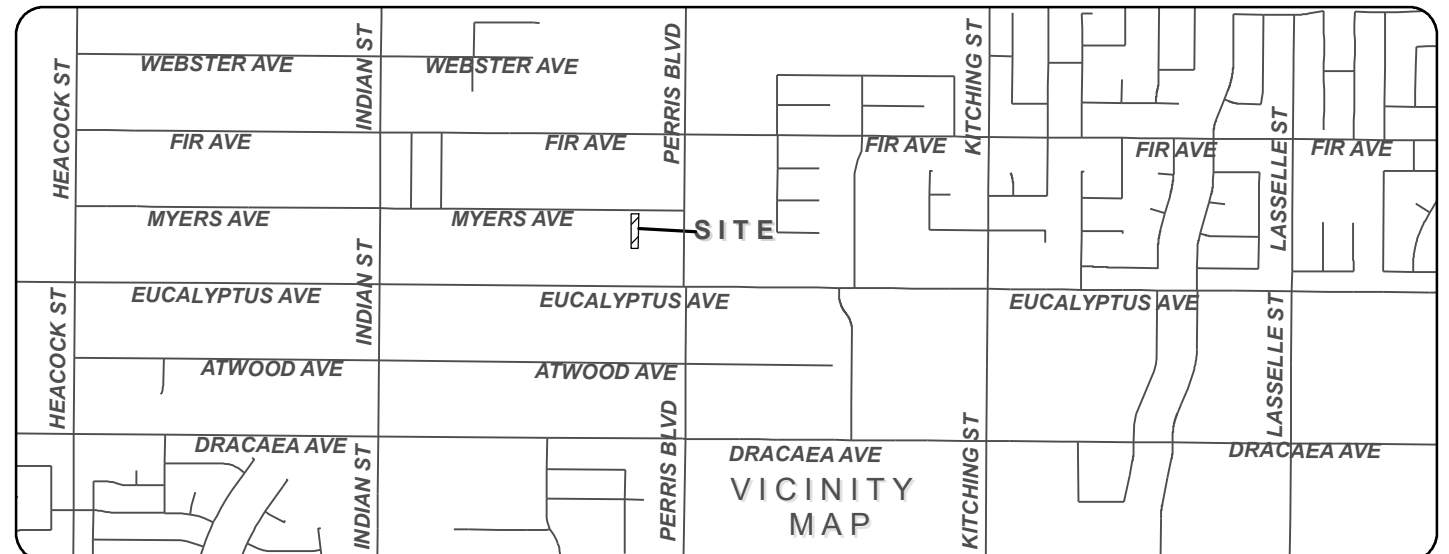
COUNTY RECORDER  
COUNTY OF RIVERSIDE  
STATE OF CALIFORNIA

REFERENCE IS MADE TO THAT BOUNDARY MAP OF THE COMMUNITY FACILITIES DISTRICT NO. 2021-01 (PARKS MAINTENANCE) OF THE MORENO VALLEY COMMUNITY SERVICES DISTRICT, RECORDED WITH THE RIVERSIDE COUNTY RECORDER'S OFFICE ON MAY 4, 2021 IN BOOK 86 OF MAPS OF ASSESSMENT AND COMMUNITY FACILITIES DISTRICTS, PAGE 95 AS INSTRUMENT NO. 2021-0280004.

REFERENCE IS FURTHER MADE TO ANNEXATION MAP NO. 4 OF COMMUNITY FACILITIES DISTRICT NO. 2021-01 (PARKS MAINTENANCE) OF THE MORENO VALLEY COMMUNITY SERVICES DISTRICT, CITY OF MORENO VALLEY, COUNTY OF RIVERSIDE, STATE OF CALIFORNIA (TERRITORY PROPOSED FOR ANNEXATION IN THE FUTURE, WITH THE CONDITION THAT PARCELS WITHIN THAT TERRITORY MAY BE ANNEXED ONLY WITH THE UNANIMOUS APPROVAL OF THE OWNER OR OWNERS OF EACH PARCEL OR PARCELS AT THE TIME THAT PARCEL OR THOSE PARCELS ARE ANNEXED) RECORDED WITH THE RIVERSIDE COUNTY RECORDER'S OFFICE ON OCTOBER 27, 2021 IN BOOK 87, PAGE 81 OF MAPS OF ASSESSMENTS AND COMMUNITY FACILITIES DISTRICTS AS INSTRUMENT NO. 2021-0635742, WHICH DESIGNATED THE TERRITORY SHOWN HEREIN AS TERRITORY FOR FUTURE ANNEXATION TO THE COMMUNITY FACILITIES DISTRICT REFERENCE THEREON.

FOR PARTICULARS OF THE LINES AND DIMENSIONS OF ASSESSOR PARCELS, REFERENCE IS MADE TO THE MAPS OF THE ASSESSOR, COUNTY OF RIVERSIDE, STATE OF CALIFORNIA.

THE RIVERSIDE COUNTY ASSESSOR'S MAPS SHALL GOVERN FOR ALL DETAILS CONCERNING THE LINES AND DIMENSIONS OF SUCH LOTS OR PARCELS.



Source: Riverside County GIS  
Geographic Coordinate Reference: GCS North American 1983  
Projection: NAD 1983 StatePlane California VI FIPS 0406 Feet



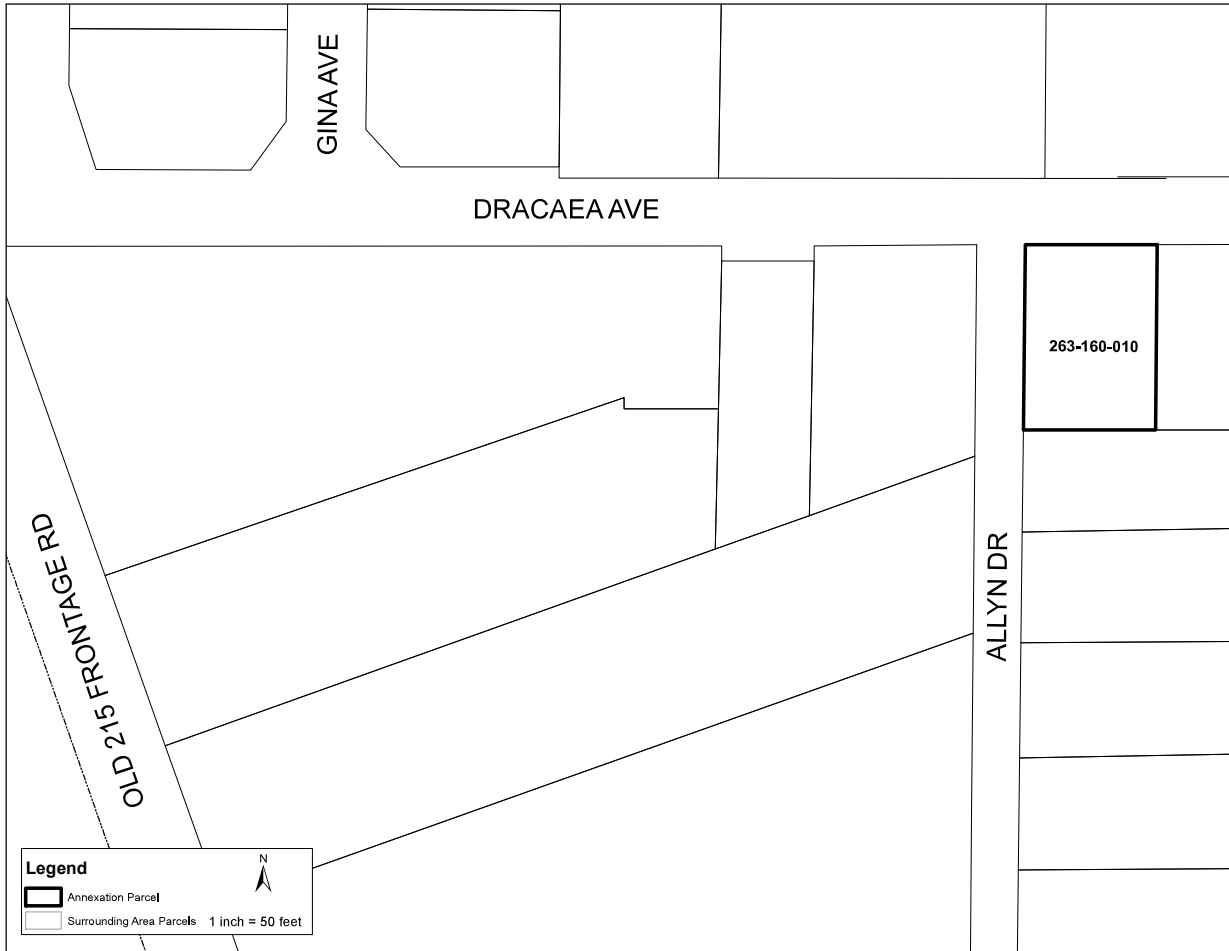
**Legend**  
Annexation Parcel  
Surrounding Area Parcels  
0 30 60 120 Feet

Attachment: Boundary Map - Amendment No. 94 (6411) : PURSUANT TO LANDOWNER PETITIONS, ANNEX CERTAIN PARCELS INTO COMMUNITY FACILITIES DISTRICT NO. 2021-01

# AMENDMENT NO. 107 TO BOUNDARIES OF MORENO VALLEY COMMUNITY SERVICES DISTRICT COMMUNITY FACILITIES DISTRICT NO. 2021-01 (PARKS MAINTENANCE)

MORENO VALLEY COMMUNITY SERVICES DISTRICT  
CITY OF MORENO VALLEY  
COUNTY OF RIVERSIDE  
STATE OF CALIFORNIA

(THIS MAP AMENDS, BY ADDING THE ADDITIONAL TERRITORY SHOWN HEREON, THE BOUNDARY MAP FOR MORENO VALLEY COMMUNITY SERVICES DISTRICT COMMUNITY FACILITIES DISTRICT NO. 2021-01 (PARKS MAINTENANCE), CITY OF MORENO VALLEY, RIVERSIDE COUNTY, STATE OF CALIFORNIA, PRIOR RECORDED AT BOOK 86 OF MAPS OF ASSESSMENT AND COMMUNITY FACILITIES DISTRICTS AT PAGE 95, IN THE OFFICE OF THE COUNTY RECORDER FOR THE COUNTY OF RIVERSIDE, STATE OF CALIFORNIA.)



FILED IN THE OFFICE OF THE CITY CLERK OF THE CITY OF MORENO VALLEY THIS \_\_\_\_ DAY OF \_\_\_\_, 20\_\_.

CITY CLERK OF THE CITY OF MORENO VALLEY, ACTING IN THE CAPACITY OF THE SECRETARY OF THE MORENO VALLEY COMMUNITY SERVICES DISTRICT

I HEREBY CERTIFY THAT THE WITHIN MAP SHOWING AMENDED BOUNDARIES OF COMMUNITY FACILITIES DISTRICT NO. 2021-01 (PARKS MAINTENANCE), OF THE MORENO VALLEY COMMUNITY SERVICES DISTRICT, CITY OF MORENO VALLEY, COUNTY OF RIVERSIDE, STATE OF CALIFORNIA, WAS APPROVED BY THE BOARD OF DIRECTORS OF THE MORENO VALLEY COMMUNITY SERVICES DISTRICT AT A REGULAR MEETING THEREOF, HELD ON THE \_\_\_\_ DAY OF \_\_\_\_, 20\_\_ BY ITS RESOLUTION NO. \_\_\_\_.

CITY CLERK OF THE CITY OF MORENO VALLEY, ACTING IN THE CAPACITY OF THE SECRETARY OF THE MORENO VALLEY COMMUNITY SERVICES DISTRICT

FILED THIS \_\_\_\_ DAY OF \_\_\_\_, 20\_\_, AT THE HOUR OF \_\_\_\_ O'CLOCK \_\_\_\_ M. IN THE BOOK \_\_\_\_ PAGE(S) \_\_\_\_ OF MAPS OF ASSESSMENT AND COMMUNITY FACILITIES DISTRICTS AS INSTRUMENT NO. \_\_\_\_ IN THE OFFICE OF THE COUNTY RECORDER OF THE COUNTY OF RIVERSIDE, STATE OF CALIFORNIA.

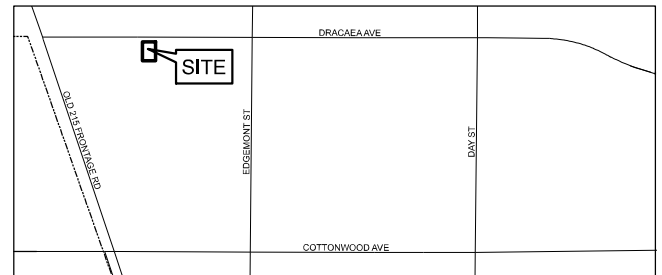
COUNTY RECORDER  
COUNTY OF RIVERSIDE  
STATE OF CALIFORNIA

REFERENCE IS MADE TO THAT BOUNDARY MAP OF THE COMMUNITY FACILITIES DISTRICT NO. 2021-01 (PARKS MAINTENANCE) OF THE MORENO VALLEY COMMUNITY SERVICES DISTRICT, RECORDED WITH THE RIVERSIDE COUNTY RECORDER'S OFFICE ON MAY 4, 2021 IN BOOK 86 OF MAPS OF ASSESSMENT AND COMMUNITY FACILITIES DISTRICTS, PAGE 95 AS INSTRUMENT NO. 2021-0280004.

REFERENCE IS FURTHER MADE TO ANNEXATION MAP NO. 4 OF COMMUNITY FACILITIES DISTRICT NO. 2021-01 (PARKS MAINTENANCE) OF THE MORENO VALLEY COMMUNITY SERVICES DISTRICT, CITY OF MORENO VALLEY, COUNTY OF RIVERSIDE, STATE OF CALIFORNIA (TERRITORY PROPOSED FOR ANNEXATION IN THE FUTURE, WITH THE CONDITION THAT PARCELS WITHIN THAT TERRITORY MAY BE ANNEXED ONLY WITH THE UNANIMOUS APPROVAL OF THE OWNER OR OWNERS OF EACH PARCEL OR PARCELS AT THE TIME THAT PARCEL OR THOSE PARCELS ARE ANNEXED) RECORDED WITH THE RIVERSIDE COUNTY RECORDER'S OFFICE ON OCTOBER 27, 2021 IN BOOK 87, PAGE 81 OF MAPS OF ASSESSMENT AND COMMUNITY FACILITIES DISTRICTS AS INSTRUMENT NO. 2021-0635742 WHICH DESIGNATED THE TERRITORY SHOWN HEREIN AS TERRITORY FOR FUTURE ANNEXATION TO THE COMMUNITY FACILITIES DISTRICT REFERENCED THEREON.

FOR PARTICULARS OF THE LINES AND DIMENSIONS OF ASSESSOR PARCELS, REFERENCE IS MADE TO THE MAPS OF THE ASSESSOR, COUNTY OF RIVERSIDE, STATE OF CALIFORNIA, THE RIVERSIDE COUNTY ASSESSOR'S MAPS SHALL GOVERN FOR ALL DETAILS CONCERNING THE LINES AND DIMENSIONS OF SUCH LOTS OR PARCELS.

VICINITY MAP



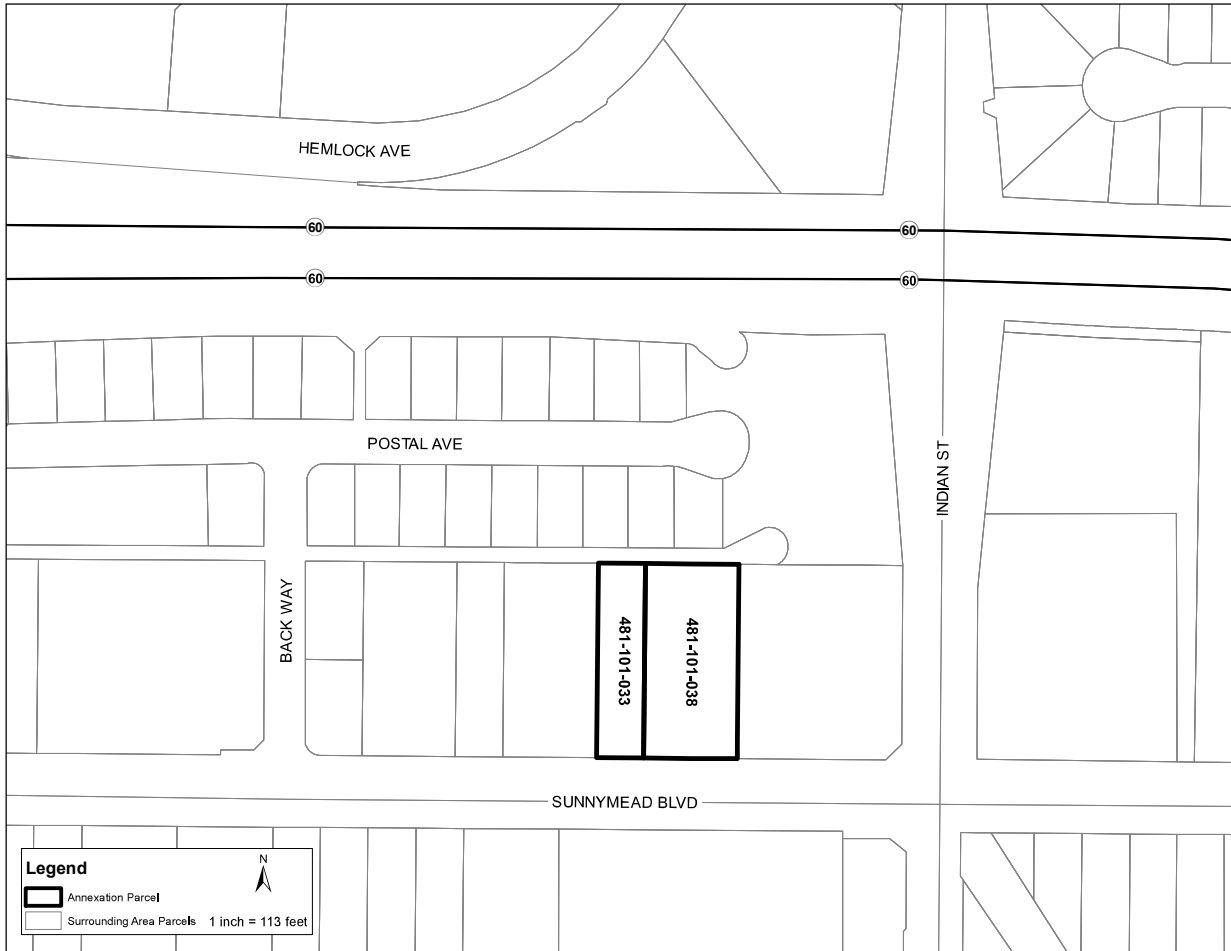
**WILLDAN**  
27368 Via Industria, Suite 200  
Temecula, CA 92290  
(951) 557-3500

Attachment: Boundary Map - Amendment No. 107 (6411 : PURSUANT TO LANDOWNER PETITIONS,

# AMENDMENT NO. 118 TO BOUNDARIES OF MORENO VALLEY COMMUNITY SERVICES DISTRICT COMMUNITY FACILITIES DISTRICT NO. 2021-01 (PARKS MAINTENANCE)

MORENO VALLEY COMMUNITY SERVICES DISTRICT  
CITY OF MORENO VALLEY  
COUNTY OF RIVERSIDE  
STATE OF CALIFORNIA

(THIS MAP AMENDS, BY ADDING THE ADDITIONAL TERRITORY SHOWN HEREON, THE BOUNDARY MAP FOR MORENO VALLEY COMMUNITY SERVICES DISTRICT COMMUNITY FACILITIES DISTRICT NO. 2021-01 (PARKS MAINTENANCE), CITY OF MORENO VALLEY, RIVERSIDE COUNTY, STATE OF CALIFORNIA, PRIOR RECORDED AT BOOK 86 OF MAPS OF ASSESSMENT AND COMMUNITY FACILITIES DISTRICTS AT PAGE 95, IN THE OFFICE OF THE COUNTY RECORDER FOR THE COUNTY OF RIVERSIDE, STATE OF CALIFORNIA.)



**Legend**

- Annexation Parcel
- Surrounding Area Parcels

1 inch = 113 feet

FILED IN THE OFFICE OF THE CITY CLERK OF THE CITY OF MORENO VALLEY THIS \_\_\_\_ DAY OF \_\_\_\_ 20\_\_.

CITY CLERK OF THE CITY OF MORENO VALLEY, ACTING IN THE CAPACITY OF THE SECRETARY OF THE MORENO VALLEY COMMUNITY SERVICES DISTRICT

I HEREBY CERTIFY THAT THE WITHIN MAP SHOWING AMENDED BOUNDARIES OF COMMUNITY FACILITIES DISTRICT NO. 2021-01 (PARKS MAINTENANCE), OF THE MORENO VALLEY COMMUNITY SERVICES DISTRICT, CITY OF MORENO VALLEY, COUNTY OF RIVERSIDE, STATE OF CALIFORNIA, WAS APPROVED BY THE BOARD OF DIRECTORS OF THE MORENO VALLEY COMMUNITY SERVICES DISTRICT AT A REGULAR MEETING THEREOF, HELD ON THE \_\_\_\_ DAY OF \_\_\_\_ 20\_\_ BY ITS RESOLUTION NO. \_\_\_\_.

CITY CLERK OF THE CITY OF MORENO VALLEY, ACTING IN THE CAPACITY OF THE SECRETARY OF THE MORENO VALLEY COMMUNITY SERVICES DISTRICT

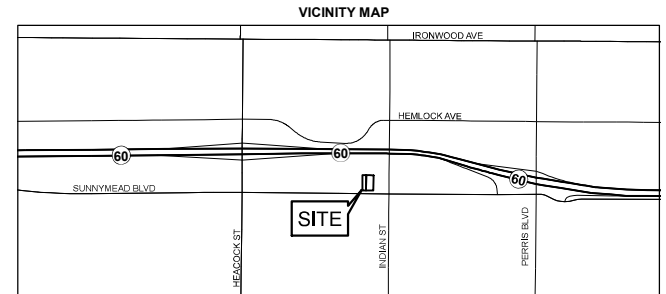
FILED THIS \_\_\_\_ DAY OF \_\_\_\_ 20\_\_, AT THE HOUR OF \_\_\_\_ O'CLOCK \_\_\_\_ M. IN THE BOOK \_\_\_\_ PAGE(S) \_\_\_\_ OF MAPS OF ASSESSMENT AND COMMUNITY FACILITIES DISTRICTS AS INSTRUMENT NO. \_\_\_\_ IN THE OFFICE OF THE COUNTY RECORDER OF THE COUNTY OF RIVERSIDE, STATE OF CALIFORNIA.

COUNTY RECORDER  
COUNTY OF RIVERSIDE  
STATE OF CALIFORNIA

REFERENCE IS MADE TO THAT BOUNDARY MAP OF THE COMMUNITY FACILITIES DISTRICT NO. 2021-01 (PARKS MAINTENANCE) OF THE MORENO VALLEY COMMUNITY SERVICES DISTRICT, RECORDED WITH THE RIVERSIDE COUNTY RECORDER'S OFFICE ON MAY 4, 2021 IN BOOK 86 OF MAPS OF ASSESSMENT AND COMMUNITY FACILITIES DISTRICTS, PAGE 95 AS INSTRUMENT NO. 2021-0280004.

REFERENCE IS FURTHER MADE TO ANNEXATION MAP NO. 4 OF COMMUNITY FACILITIES DISTRICT NO. 2021-01 (PARKS MAINTENANCE) OF THE MORENO VALLEY COMMUNITY SERVICES DISTRICT, CITY OF MORENO VALLEY, COUNTY OF RIVERSIDE, STATE OF CALIFORNIA (TERRITORY PROPOSED FOR ANNEXATION IN THE FUTURE, WITH THE CONDITION THAT PARCELS WITHIN THAT TERRITORY MAY BE ANNEXED ONLY WITH THE UNANIMOUS APPROVAL OF THE OWNER OR OWNERS OF EACH PARCEL OR PARCELS AT THE TIME THAT PARCEL OR THOSE PARCELS ARE ANNEXED) RECORDED WITH THE RIVERSIDE COUNTY RECORDER'S OFFICE ON OCTOBER 27, 2021 IN BOOK 87, PAGE 81 OF MAPS OF ASSESSMENT AND COMMUNITY FACILITIES DISTRICTS AS INSTRUMENT NO. 2021-0635742 WHICH DESIGNATED THE TERRITORY SHOWN HEREIN AS TERRITORY FOR FUTURE ANNEXATION TO THE COMMUNITY FACILITIES DISTRICT REFERENCED THEREON.

FOR PARTICULARS OF THE LINES AND DIMENSIONS OF ASSESSOR PARCELS, REFERENCE IS MADE TO THE MAPS OF THE ASSESSOR, COUNTY OF RIVERSIDE, STATE OF CALIFORNIA, THE RIVERSIDE COUNTY ASSESSOR'S MAPS SHALL GOVERN FOR ALL DETAILS CONCERNING THE LINES AND DIMENSIONS OF SUCH LOTS OR PARCELS.



**WILLDAN**  
27368 Via Industria, Suite 200  
Temecula, CA 92590  
(951) 557-3500

Attachment: Boundary Map - Amendment No. 118 (6411 : PURSUANT TO LANDOWNER PETITIONS,



# AMENDMENT NO. 120 TO BOUNDARIES OF MORENO VALLEY COMMUNITY SERVICES DISTRICT COMMUNITY FACILITIES DISTRICT NO. 2021-01 (PARKS MAINTENANCE)

MORENO VALLEY COMMUNITY SERVICES DISTRICT  
CITY OF MORENO VALLEY  
COUNTY OF RIVERSIDE  
STATE OF CALIFORNIA

(THIS MAP AMENDS, BY ADDING THE ADDITIONAL TERRITORY SHOWN HEREON, THE BOUNDARY MAP FOR MORENO VALLEY COMMUNITY SERVICES DISTRICT COMMUNITY FACILITIES DISTRICT NO. 2021-01 (PARKS MAINTENANCE), CITY OF MORENO VALLEY, RIVERSIDE COUNTY, STATE OF CALIFORNIA, PRIOR RECORDED AT BOOK 86 OF MAPS OF ASSESSMENT AND COMMUNITY FACILITIES DISTRICTS AT PAGE 95, IN THE OFFICE OF THE COUNTY RECORDER FOR THE COUNTY OF RIVERSIDE, STATE OF CALIFORNIA.)



FILED IN THE OFFICE OF THE CITY CLERK OF THE CITY OF MORENO VALLEY THIS \_\_\_\_ DAY OF \_\_\_\_ 20\_\_.

CITY CLERK OF THE CITY OF MORENO VALLEY, ACTING IN THE CAPACITY OF THE SECRETARY OF THE MORENO VALLEY COMMUNITY SERVICES DISTRICT

I HEREBY CERTIFY THAT THE WITHIN MAP SHOWING AMENDED BOUNDARIES OF COMMUNITY FACILITIES DISTRICT NO. 2021-01 (PARKS MAINTENANCE), OF THE MORENO VALLEY COMMUNITY SERVICES DISTRICT, CITY OF MORENO VALLEY, COUNTY OF RIVERSIDE, STATE OF CALIFORNIA, WAS APPROVED BY THE BOARD OF DIRECTORS OF THE MORENO VALLEY COMMUNITY SERVICES DISTRICT AT A REGULAR MEETING THEREOF, HELD ON THE \_\_\_\_ DAY OF \_\_\_\_ 20\_\_ BY ITS RESOLUTION NO. \_\_\_\_.

CITY CLERK OF THE CITY OF MORENO VALLEY, ACTING IN THE CAPACITY OF THE SECRETARY OF THE MORENO VALLEY COMMUNITY SERVICES DISTRICT

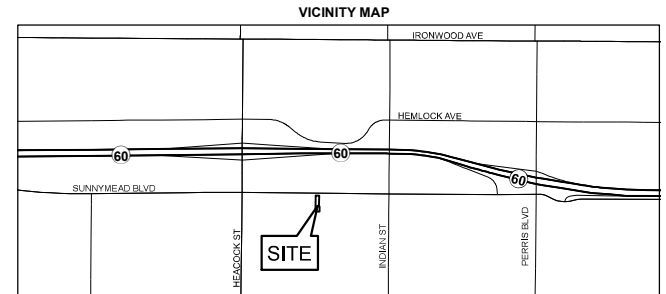
FILED THIS \_\_\_\_ DAY OF \_\_\_\_ 20\_\_, AT THE HOUR OF \_\_\_\_ O'CLOCK \_\_\_\_ M. IN THE BOOK \_\_\_\_ PAGE(S) \_\_\_\_ OF MAPS OF ASSESSMENT AND COMMUNITY FACILITIES DISTRICTS AS INSTRUMENT NO. \_\_\_\_ IN THE OFFICE OF THE COUNTY RECORDER OF THE COUNTY OF RIVERSIDE, STATE OF CALIFORNIA.

COUNTY RECORDER  
COUNTY OF RIVERSIDE  
STATE OF CALIFORNIA

REFERENCE IS MADE TO THAT BOUNDARY MAP OF THE COMMUNITY FACILITIES DISTRICT NO. 2021-01 (PARKS MAINTENANCE) OF THE MORENO VALLEY COMMUNITY SERVICES DISTRICT, RECORDED WITH THE RIVERSIDE COUNTY RECORDER'S OFFICE ON MAY 4, 2021 IN BOOK 86 OF MAPS OF ASSESSMENT AND COMMUNITY FACILITIES DISTRICTS, PAGE 95 AS INSTRUMENT NO. 2021-0280004.

REFERENCE IS FURTHER MADE TO ANNEXATION MAP NO. 4 OF COMMUNITY FACILITIES DISTRICT NO. 2021-01 (PARKS MAINTENANCE) OF THE MORENO VALLEY COMMUNITY SERVICES DISTRICT, CITY OF MORENO VALLEY, COUNTY OF RIVERSIDE, STATE OF CALIFORNIA (TERRITORY PROPOSED FOR ANNEXATION IN THE FUTURE, WITH THE CONDITION THAT PARCELS WITHIN THAT TERRITORY MAY BE ANNEXED ONLY WITH THE UNANIMOUS APPROVAL OF THE OWNER OR OWNERS OF EACH PARCEL OR PARCELS AT THE TIME THAT PARCEL OR THOSE PARCELS ARE ANNEXED) RECORDED WITH THE RIVERSIDE COUNTY RECORDER'S OFFICE ON OCTOBER 27, 2021 IN BOOK 87, PAGE 81 OF MAPS OF ASSESSMENT AND COMMUNITY FACILITIES DISTRICTS AS INSTRUMENT NO. 2021-0635742 WHICH DESIGNATED THE TERRITORY SHOWN HEREIN AS TERRITORY FOR FUTURE ANNEXATION TO THE COMMUNITY FACILITIES DISTRICT REFERENCED THEREON.

FOR PARTICULARS OF THE LINES AND DIMENSIONS OF ASSESSOR PARCELS, REFERENCE IS MADE TO THE MAPS OF THE ASSESSOR, COUNTY OF RIVERSIDE, STATE OF CALIFORNIA, THE RIVERSIDE COUNTY ASSESSOR'S MAPS SHALL GOVERN FOR ALL DETAILS CONCERNING THE LINES AND DIMENSIONS OF SUCH LOTS OR PARCELS.



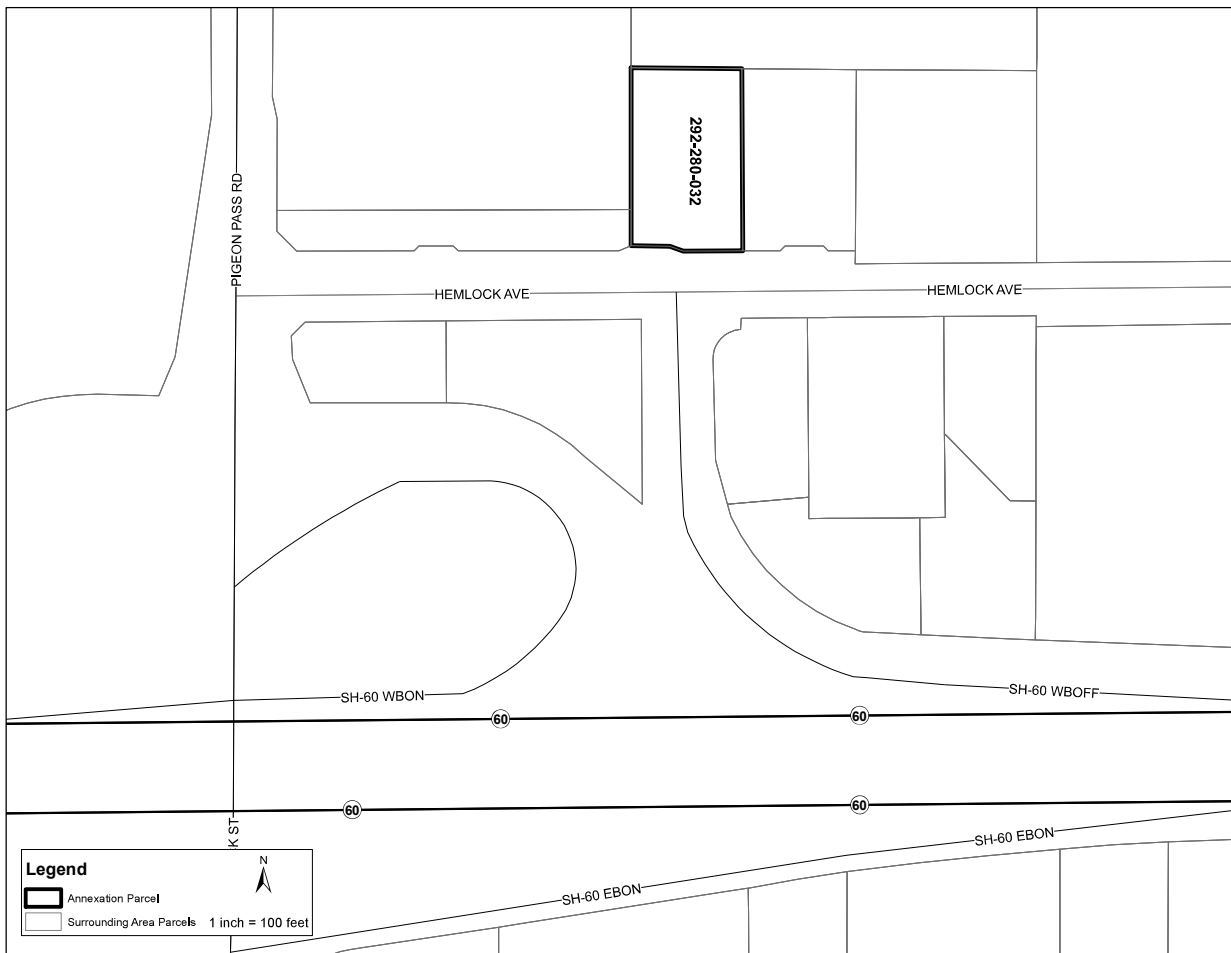
**WILLDAN**  
27368 Via Industria, Suite 200  
Temecula, CA 92590  
(951) 557-3500

Attachment: Boundary Map - Amendment No. 120 (6411 : PURSUANT TO LANDOWNER PETITIONS,

# AMENDMENT NO. 121 TO BOUNDARIES OF MORENO VALLEY COMMUNITY SERVICES DISTRICT COMMUNITY FACILITIES DISTRICT NO. 2021-01 (PARKS MAINTENANCE)

MORENO VALLEY COMMUNITY SERVICES DISTRICT  
CITY OF MORENO VALLEY  
COUNTY OF RIVERSIDE  
STATE OF CALIFORNIA

(THIS MAP AMENDS, BY ADDING THE ADDITIONAL TERRITORY SHOWN HEREON, THE BOUNDARY MAP FOR MORENO VALLEY COMMUNITY SERVICES DISTRICT COMMUNITY FACILITIES DISTRICT NO. 2021-01 (PARKS MAINTENANCE), CITY OF MORENO VALLEY, RIVERSIDE COUNTY, STATE OF CALIFORNIA, PRIOR RECORDED AT BOOK 86 OF MAPS OF ASSESSMENT AND COMMUNITY FACILITIES DISTRICTS AT PAGE 95, IN THE OFFICE OF THE COUNTY RECORDER FOR THE COUNTY OF RIVERSIDE, STATE OF CALIFORNIA.)



**Legend**

- Annexation Parcel
- Surrounding Area Parcels

1 inch = 100 feet

FILED IN THE OFFICE OF THE CITY CLERK OF THE CITY OF MORENO VALLEY THIS \_\_\_\_ DAY OF \_\_\_\_ 20\_\_.

CITY CLERK OF THE CITY OF MORENO VALLEY, ACTING IN THE CAPACITY OF THE SECRETARY OF THE MORENO VALLEY COMMUNITY SERVICES DISTRICT

I HEREBY CERTIFY THAT THE WITHIN MAP SHOWING AMENDED BOUNDARIES OF COMMUNITY FACILITIES DISTRICT NO. 2021-01 (PARKS MAINTENANCE), OF THE MORENO VALLEY COMMUNITY SERVICES DISTRICT, CITY OF MORENO VALLEY, COUNTY OF RIVERSIDE, STATE OF CALIFORNIA, WAS APPROVED BY THE BOARD OF DIRECTORS OF THE MORENO VALLEY COMMUNITY SERVICES DISTRICT AT A REGULAR MEETING THEREOF, HELD ON THE \_\_\_\_ DAY OF \_\_\_\_ 20\_\_ BY ITS RESOLUTION NO. \_\_\_\_.

CITY CLERK OF THE CITY OF MORENO VALLEY, ACTING IN THE CAPACITY OF THE SECRETARY OF THE MORENO VALLEY COMMUNITY SERVICES DISTRICT

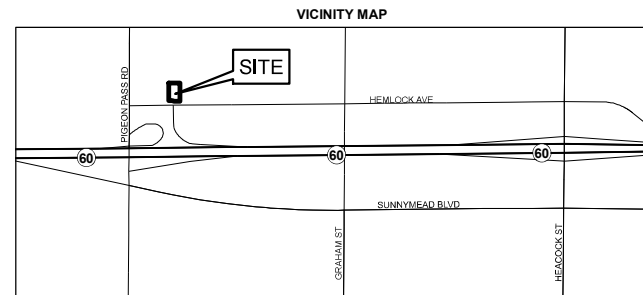
FILED THIS \_\_\_\_ DAY OF \_\_\_\_ 20\_\_, AT THE HOUR OF \_\_\_\_ O'CLOCK \_\_\_\_ M. IN THE BOOK \_\_\_\_ PAGE(S) \_\_\_\_ OF MAPS OF ASSESSMENT AND COMMUNITY FACILITIES DISTRICTS AS INSTRUMENT NO. \_\_\_\_ IN THE OFFICE OF THE COUNTY RECORDER OF THE COUNTY OF RIVERSIDE, STATE OF CALIFORNIA.

COUNTY RECORDER  
COUNTY OF RIVERSIDE  
STATE OF CALIFORNIA

REFERENCE IS MADE TO THAT BOUNDARY MAP OF THE COMMUNITY FACILITIES DISTRICT NO. 2021-01 (PARKS MAINTENANCE) OF THE MORENO VALLEY COMMUNITY SERVICES DISTRICT, RECORDED WITH THE RIVERSIDE COUNTY RECORDER'S OFFICE ON MAY 4, 2021 IN BOOK 86 OF MAPS OF ASSESSMENT AND COMMUNITY FACILITIES DISTRICTS, PAGE 95 AS INSTRUMENT NO. 2021-0280004.

REFERENCE IS FURTHER MADE TO ANNEXATION MAP NO. 4 OF COMMUNITY FACILITIES DISTRICT NO. 2021-01 (PARKS MAINTENANCE) OF THE MORENO VALLEY COMMUNITY SERVICES DISTRICT, CITY OF MORENO VALLEY, COUNTY OF RIVERSIDE, STATE OF CALIFORNIA (TERRITORY PROPOSED FOR ANNEXATION IN THE FUTURE, WITH THE CONDITION THAT PARCELS WITHIN THAT TERRITORY MAY BE ANNEXED ONLY WITH THE UNANIMOUS APPROVAL OF THE OWNER OR OWNERS OF EACH PARCEL OR PARCELS AT THE TIME THAT PARCEL OR THOSE PARCELS ARE ANNEXED) RECORDED WITH THE RIVERSIDE COUNTY RECORDER'S OFFICE ON OCTOBER 27, 2021 IN BOOK 87, PAGE 81 OF MAPS OF ASSESSMENT AND COMMUNITY FACILITIES DISTRICTS AS INSTRUMENT NO. 2021-0635742 WHICH DESIGNATED THE TERRITORY SHOWN HEREIN AS TERRITORY FOR FUTURE ANNEXATION TO THE COMMUNITY FACILITIES DISTRICT REFERENCED THEREON.

FOR PARTICULARS OF THE LINES AND DIMENSIONS OF ASSESSOR PARCELS, REFERENCE IS MADE TO THE MAPS OF THE ASSESSOR, COUNTY OF RIVERSIDE, STATE OF CALIFORNIA, THE RIVERSIDE COUNTY ASSESSOR'S MAPS SHALL GOVERN FOR ALL DETAILS CONCERNING THE LINES AND DIMENSIONS OF SUCH LOTS OR PARCELS.



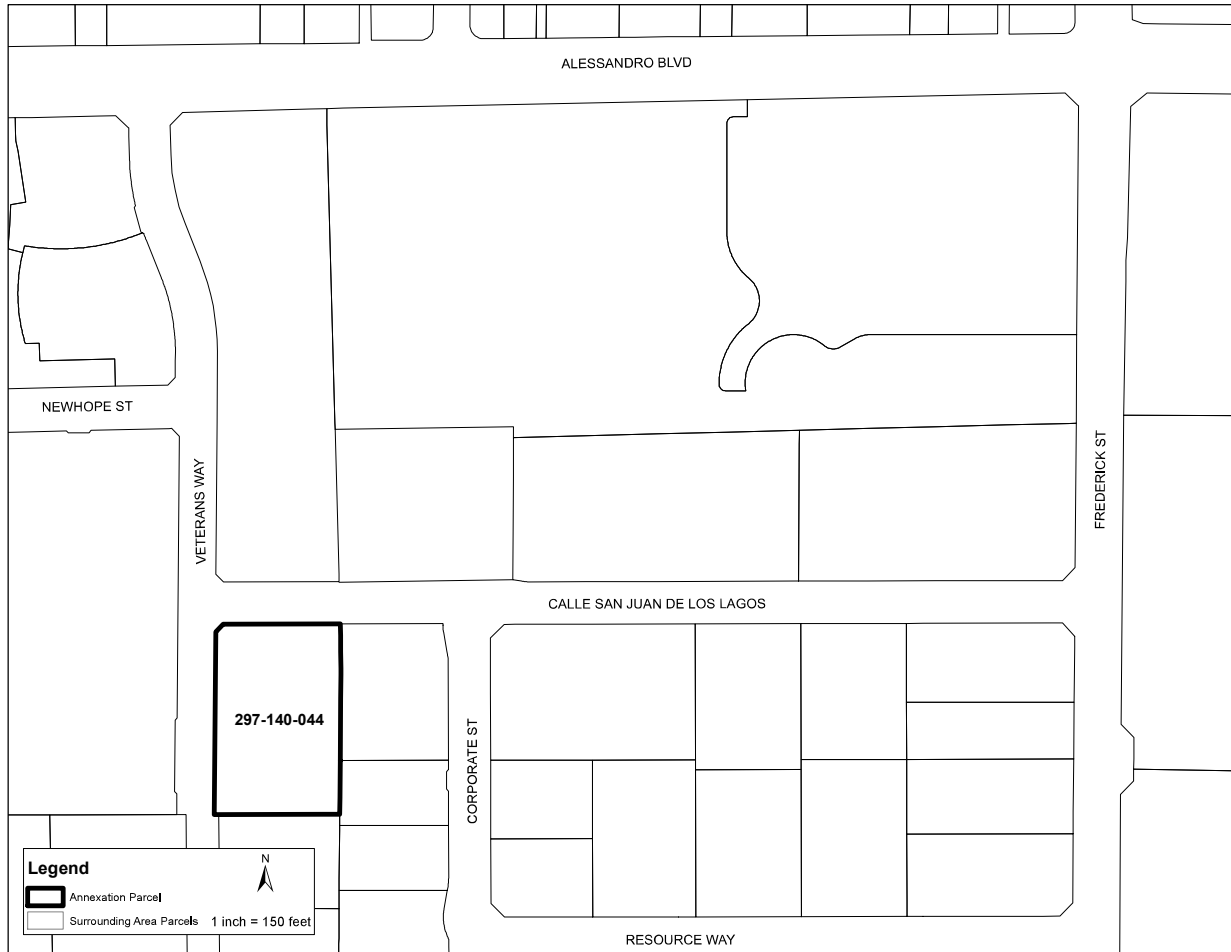
**WILLDAN**  
27368 Via Industria, Suite 200  
Temecula, CA 92590  
(951) 557-3500

Attachment: Boundary Map - Amendment No. 121 (6411 : PURSUANT TO LANDOWNER PETITIONS,

# AMENDMENT NO. 122 TO BOUNDARIES OF MORENO VALLEY COMMUNITY SERVICES DISTRICT COMMUNITY FACILITIES DISTRICT NO. 2021-01 (PARKS MAINTENANCE)

**MORENO VALLEY COMMUNITY SERVICES DISTRICT  
CITY OF MORENO VALLEY  
COUNTY OF RIVERSIDE  
STATE OF CALIFORNIA**

(THIS MAP AMENDS, BY ADDING THE ADDITIONAL TERRITORY SHOWN HEREON, THE BOUNDARY MAP FOR MORENO VALLEY COMMUNITY SERVICES DISTRICT COMMUNITY FACILITIES DISTRICT NO. 2021-01 (PARKS MAINTENANCE), CITY OF MORENO VALLEY, RIVERSIDE COUNTY, STATE OF CALIFORNIA, PRIOR RECORDED AT BOOK 86 OF MAPS OF ASSESSMENT AND COMMUNITY FACILITIES DISTRICTS AT PAGE 95, IN THE OFFICE OF THE COUNTY RECORDER FOR THE COUNTY OF RIVERSIDE, STATE OF CALIFORNIA.)



**Legend**

- Annexation Parcel
- Surrounding Area Parcels

1 inch = 150 feet

N

FILED IN THE OFFICE OF THE CITY CLERK OF THE CITY OF MORENO VALLEY THIS \_\_\_\_ DAY OF \_\_\_\_ 20\_\_.

CITY CLERK OF THE CITY OF MORENO VALLEY, ACTING IN THE CAPACITY OF THE SECRETARY OF THE MORENO VALLEY COMMUNITY SERVICES DISTRICT

I HEREBY CERTIFY THAT THE WITHIN MAP SHOWING AMENDED BOUNDARIES OF COMMUNITY FACILITIES DISTRICT NO. 2021-01 (PARKS MAINTENANCE), OF THE MORENO VALLEY COMMUNITY SERVICES DISTRICT, CITY OF MORENO VALLEY, COUNTY OF RIVERSIDE, STATE OF CALIFORNIA, WAS APPROVED BY THE BOARD OF DIRECTORS OF THE MORENO VALLEY COMMUNITY SERVICES DISTRICT AT A REGULAR MEETING THEREOF, HELD ON THE \_\_\_\_ DAY OF \_\_\_\_ 20\_\_ BY ITS RESOLUTION NO. \_\_\_\_.

CITY CLERK OF THE CITY OF MORENO VALLEY, ACTING IN THE CAPACITY OF THE SECRETARY OF THE MORENO VALLEY COMMUNITY SERVICES DISTRICT

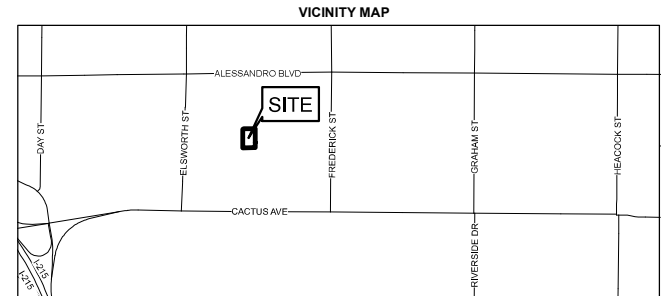
FILED THIS \_\_\_\_ DAY OF \_\_\_\_ 20\_\_, AT THE HOUR OF \_\_\_\_ O'CLOCK \_\_\_\_ M. IN THE BOOK \_\_\_\_ PAGE(S) \_\_\_\_ OF MAPS OF ASSESSMENT AND COMMUNITY FACILITIES DISTRICTS AS INSTRUMENT NO. \_\_\_\_ IN THE OFFICE OF THE COUNTY RECORDER OF THE COUNTY OF RIVERSIDE, STATE OF CALIFORNIA.

COUNTY RECORDER  
COUNTY OF RIVERSIDE  
STATE OF CALIFORNIA

REFERENCE IS MADE TO THAT BOUNDARY MAP OF THE COMMUNITY FACILITIES DISTRICT NO. 2021-01 (PARKS MAINTENANCE) OF THE MORENO VALLEY COMMUNITY SERVICES DISTRICT, RECORDED WITH THE RIVERSIDE COUNTY RECORDER'S OFFICE ON MAY 4, 2021 IN BOOK 86 OF MAPS OF ASSESSMENT AND COMMUNITY FACILITIES DISTRICTS, PAGE 95 AS INSTRUMENT NO. 2021-0280004.

REFERENCE IS FURTHER MADE TO ANNEXATION MAP NO. 4 OF COMMUNITY FACILITIES DISTRICT NO. 2021-01 (PARKS MAINTENANCE) OF THE MORENO VALLEY COMMUNITY SERVICES DISTRICT, CITY OF MORENO VALLEY, COUNTY OF RIVERSIDE, STATE OF CALIFORNIA (TERRITORY PROPOSED FOR ANNEXATION IN THE FUTURE, WITH THE CONDITION THAT PARCELS WITHIN THAT TERRITORY MAY BE ANNEXED ONLY WITH THE UNANIMOUS APPROVAL OF THE OWNER OR OWNERS OF EACH PARCEL OR PARCELS AT THE TIME THAT PARCEL OR THOSE PARCELS ARE ANNEXED) RECORDED WITH THE RIVERSIDE COUNTY RECORDER'S OFFICE ON OCTOBER 27, 2021 IN BOOK 87, PAGE 81 OF MAPS OF ASSESSMENT AND COMMUNITY FACILITIES DISTRICTS AS INSTRUMENT NO. 2021-0635742 WHICH DESIGNATED THE TERRITORY SHOWN HEREIN AS TERRITORY FOR FUTURE ANNEXATION TO THE COMMUNITY FACILITIES DISTRICT REFERENCED THEREON.

FOR PARTICULARS OF THE LINES AND DIMENSIONS OF ASSESSOR PARCELS, REFERENCE IS MADE TO THE MAPS OF THE ASSESSOR, COUNTY OF RIVERSIDE, STATE OF CALIFORNIA, THE RIVERSIDE COUNTY ASSESSOR'S MAPS SHALL GOVERN FOR ALL DETAILS CONCERNING THE LINES AND DIMENSIONS OF SUCH LOTS OR PARCELS.



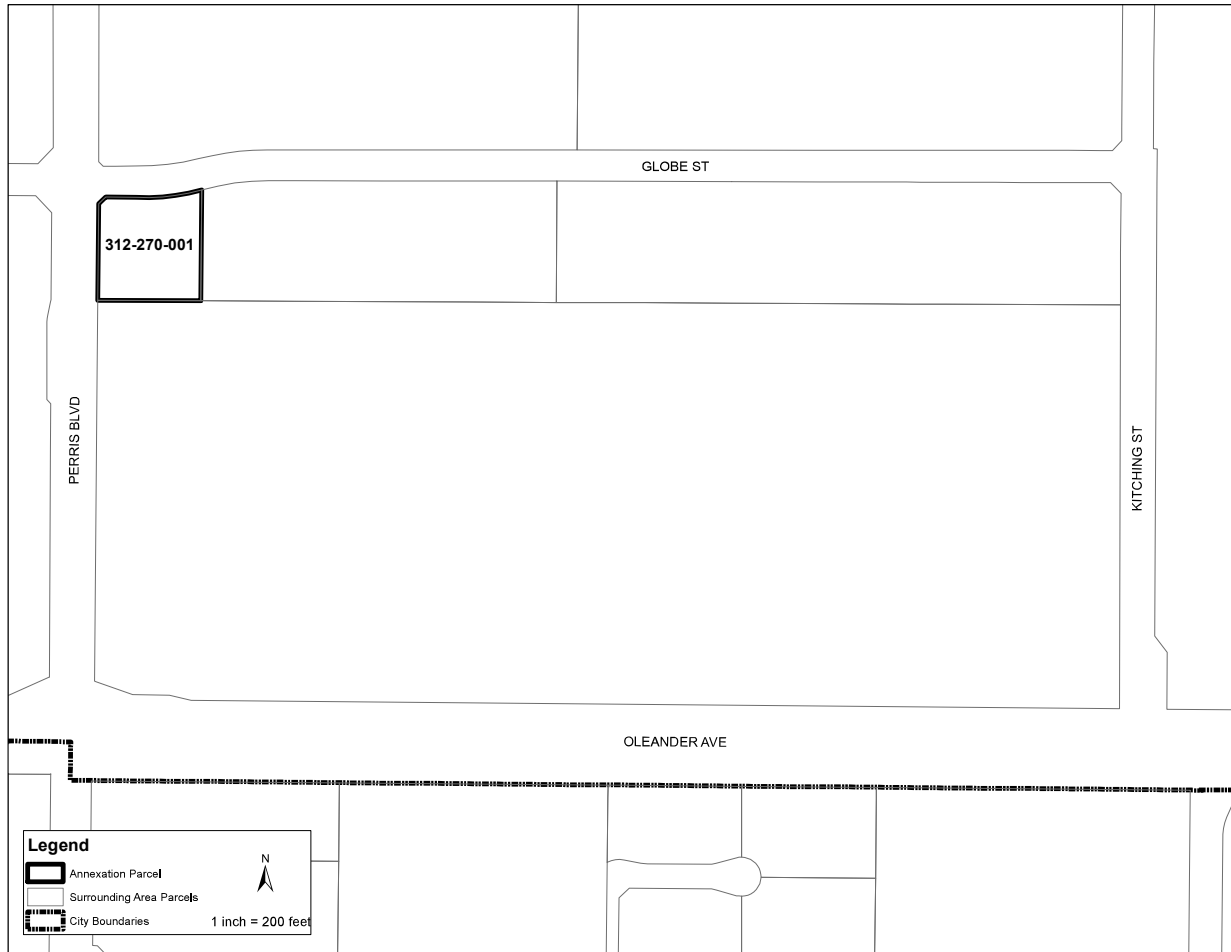
**WILLDAN**  
27368 Via Industria, Suite 200  
Temecula, CA 92590  
(951) 557-3500

Attachment: Boundary Map - Amendment No. 122 (6411 : PURSUANT TO LANDOWNER PETITIONS,

# AMENDMENT NO. 123 TO BOUNDARIES OF MORENO VALLEY COMMUNITY SERVICES DISTRICT COMMUNITY FACILITIES DISTRICT NO. 2021-01 (PARKS MAINTENANCE)

MORENO VALLEY COMMUNITY SERVICES DISTRICT  
CITY OF MORENO VALLEY  
COUNTY OF RIVERSIDE  
STATE OF CALIFORNIA

(THIS MAP AMENDS, BY ADDING THE ADDITIONAL TERRITORY SHOWN HEREON, THE BOUNDARY MAP FOR MORENO VALLEY COMMUNITY SERVICES DISTRICT COMMUNITY FACILITIES DISTRICT NO. 2021-01 (PARKS MAINTENANCE), CITY OF MORENO VALLEY, RIVERSIDE COUNTY, STATE OF CALIFORNIA, PRIOR RECORDED AT BOOK 86 OF MAPS OF ASSESSMENT AND COMMUNITY FACILITIES DISTRICTS AT PAGE 95, IN THE OFFICE OF THE COUNTY RECORDER FOR THE COUNTY OF RIVERSIDE, STATE OF CALIFORNIA.)



**Legend**

- Annexation Parcel
- Surrounding Area Parcels
- City Boundaries

1 inch = 200 feet

FILED IN THE OFFICE OF THE CITY CLERK OF THE CITY OF MORENO VALLEY THIS \_\_\_\_ DAY OF \_\_\_\_ 20\_\_.

CITY CLERK OF THE CITY OF MORENO VALLEY, ACTING IN THE CAPACITY OF THE SECRETARY OF THE MORENO VALLEY COMMUNITY SERVICES DISTRICT

I HEREBY CERTIFY THAT THE WITHIN MAP SHOWING AMENDED BOUNDARIES OF COMMUNITY FACILITIES DISTRICT NO. 2021-01 (PARKS MAINTENANCE), OF THE MORENO VALLEY COMMUNITY SERVICES DISTRICT, CITY OF MORENO VALLEY, COUNTY OF RIVERSIDE, STATE OF CALIFORNIA, WAS APPROVED BY THE BOARD OF DIRECTORS OF THE MORENO VALLEY COMMUNITY SERVICES DISTRICT AT A REGULAR MEETING THEREOF, HELD ON THE \_\_\_\_ DAY OF \_\_\_\_ 20\_\_ BY ITS RESOLUTION NO. \_\_\_\_.

CITY CLERK OF THE CITY OF MORENO VALLEY, ACTING IN THE CAPACITY OF THE SECRETARY OF THE MORENO VALLEY COMMUNITY SERVICES DISTRICT

FILED THIS \_\_\_\_ DAY OF \_\_\_\_ 20\_\_, AT THE HOUR OF \_\_\_\_ O'CLOCK \_\_\_\_ M. IN THE BOOK \_\_\_\_ PAGE(S) \_\_\_\_ OF MAPS OF ASSESSMENT AND COMMUNITY FACILITIES DISTRICTS AS INSTRUMENT NO. \_\_\_\_ IN THE OFFICE OF THE COUNTY RECORDER OF THE COUNTY OF RIVERSIDE, STATE OF CALIFORNIA.

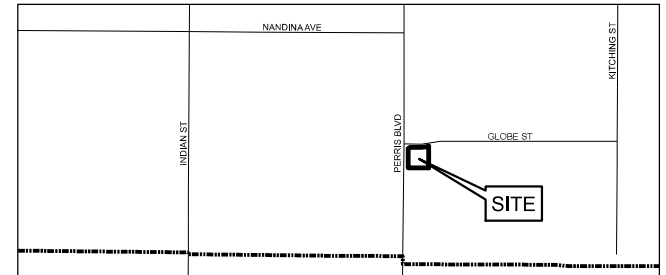
COUNTY RECORDER  
COUNTY OF RIVERSIDE  
STATE OF CALIFORNIA

REFERENCE IS MADE TO THAT BOUNDARY MAP OF THE COMMUNITY FACILITIES DISTRICT NO. 2021-01 (PARKS MAINTENANCE) OF THE MORENO VALLEY COMMUNITY SERVICES DISTRICT, RECORDED WITH THE RIVERSIDE COUNTY RECORDER'S OFFICE ON MAY 4, 2021 IN BOOK 86 OF MAPS OF ASSESSMENT AND COMMUNITY FACILITIES DISTRICTS, PAGE 95 AS INSTRUMENT NO. 2021-0280004.

REFERENCE IS FURTHER MADE TO ANNEXATION MAP NO. 4 OF COMMUNITY FACILITIES DISTRICT NO. 2021-01 (PARKS MAINTENANCE) OF THE MORENO VALLEY COMMUNITY SERVICES DISTRICT, CITY OF MORENO VALLEY, COUNTY OF RIVERSIDE, STATE OF CALIFORNIA (TERRITORY PROPOSED FOR ANNEXATION IN THE FUTURE, WITH THE CONDITION THAT PARCELS WITHIN THAT TERRITORY MAY BE ANNEXED ONLY WITH THE UNANIMOUS APPROVAL OF THE OWNER OR OWNERS OF EACH PARCEL OR PARCELS AT THE TIME THAT PARCEL OR THOSE PARCELS ARE ANNEXED) RECORDED WITH THE RIVERSIDE COUNTY RECORDER'S OFFICE ON OCTOBER 27, 2021 IN BOOK 87, PAGE 81 OF MAPS OF ASSESSMENT AND COMMUNITY FACILITIES DISTRICTS AS INSTRUMENT NO. 2021-0635742 WHICH DESIGNATED THE TERRITORY SHOWN HEREIN AS TERRITORY FOR FUTURE ANNEXATION TO THE COMMUNITY FACILITIES DISTRICT REFERENCED THEREON.

FOR PARTICULARS OF THE LINES AND DIMENSIONS OF ASSESSOR PARCELS, REFERENCE IS MADE TO THE MAPS OF THE ASSESSOR, COUNTY OF RIVERSIDE, STATE OF CALIFORNIA, THE RIVERSIDE COUNTY ASSESSOR'S MAPS SHALL GOVERN FOR ALL DETAILS CONCERNING THE LINES AND DIMENSIONS OF SUCH LOTS OR PARCELS.

VICINITY MAP



**WILLDAN**  
27368 Via Industria, Suite 200  
Temecula, CA 92590  
(951) 557-3500

Attachment: Boundary Map - Amendment No. 123 (6411) : PURSUANT TO LANDOWNER PETITIONS,

# AMENDMENT NO. 124 TO BOUNDARIES OF MORENO VALLEY COMMUNITY SERVICES DISTRICT COMMUNITY FACILITIES DISTRICT NO. 2021-01 (PARKS MAINTENANCE)

MORENO VALLEY COMMUNITY SERVICES DISTRICT  
CITY OF MORENO VALLEY  
COUNTY OF RIVERSIDE  
STATE OF CALIFORNIA

(THIS MAP AMENDS, BY ADDING THE ADDITIONAL TERRITORY SHOWN HEREON, THE BOUNDARY MAP FOR MORENO VALLEY COMMUNITY SERVICES DISTRICT COMMUNITY FACILITIES DISTRICT NO. 2021-01 (PARKS MAINTENANCE), CITY OF MORENO VALLEY, RIVERSIDE COUNTY, STATE OF CALIFORNIA, PRIOR RECORDED AT BOOK 86 OF MAPS OF ASSESSMENT AND COMMUNITY FACILITIES DISTRICTS AT PAGE 95, IN THE OFFICE OF THE COUNTY RECORDER FOR THE COUNTY OF RIVERSIDE, STATE OF CALIFORNIA.)



FILED IN THE OFFICE OF THE CITY CLERK OF THE CITY OF MORENO VALLEY THIS \_\_\_\_ DAY OF \_\_\_\_ 20\_\_.

CITY CLERK OF THE CITY OF MORENO VALLEY, ACTING IN THE CAPACITY OF THE SECRETARY OF THE MORENO VALLEY COMMUNITY SERVICES DISTRICT

I HEREBY CERTIFY THAT THE WITHIN MAP SHOWING AMENDED BOUNDARIES OF COMMUNITY FACILITIES DISTRICT NO. 2021-01 (PARKS MAINTENANCE), OF THE MORENO VALLEY COMMUNITY SERVICES DISTRICT, CITY OF MORENO VALLEY, COUNTY OF RIVERSIDE, STATE OF CALIFORNIA, WAS APPROVED BY THE BOARD OF DIRECTORS OF THE MORENO VALLEY COMMUNITY SERVICES DISTRICT AT A REGULAR MEETING THEREOF, HELD ON THE \_\_\_\_ DAY OF \_\_\_\_ 20\_\_ BY ITS RESOLUTION NO. \_\_\_\_.

CITY CLERK OF THE CITY OF MORENO VALLEY, ACTING IN THE CAPACITY OF THE SECRETARY OF THE MORENO VALLEY COMMUNITY SERVICES DISTRICT

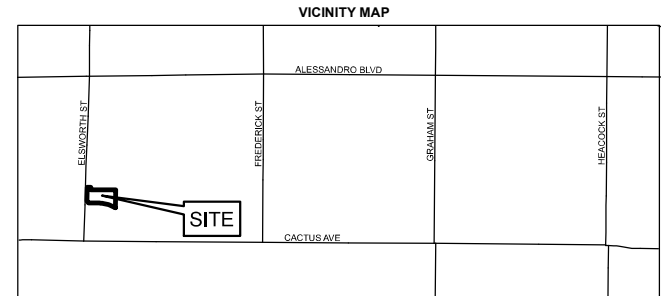
FILED THIS \_\_\_\_ DAY OF \_\_\_\_ 20\_\_, AT THE HOUR OF \_\_\_\_ O'CLOCK \_\_\_\_ M. IN THE BOOK \_\_\_\_ PAGE(S) \_\_\_\_ OF MAPS OF ASSESSMENT AND COMMUNITY FACILITIES DISTRICTS AS INSTRUMENT NO. \_\_\_\_ IN THE OFFICE OF THE COUNTY RECORDER OF THE COUNTY OF RIVERSIDE, STATE OF CALIFORNIA.

COUNTY RECORDER  
COUNTY OF RIVERSIDE  
STATE OF CALIFORNIA

REFERENCE IS MADE TO THAT BOUNDARY MAP OF THE COMMUNITY FACILITIES DISTRICT NO. 2021-01 (PARKS MAINTENANCE) OF THE MORENO VALLEY COMMUNITY SERVICES DISTRICT, RECORDED WITH THE RIVERSIDE COUNTY RECORDER'S OFFICE ON MAY 4, 2021 IN BOOK 86 OF MAPS OF ASSESSMENT AND COMMUNITY FACILITIES DISTRICTS, PAGE 95 AS INSTRUMENT NO. 2021-0280004.

REFERENCE IS FURTHER MADE TO ANNEXATION MAP NO. 4 OF COMMUNITY FACILITIES DISTRICT NO. 2021-01 (PARKS MAINTENANCE) OF THE MORENO VALLEY COMMUNITY SERVICES DISTRICT, CITY OF MORENO VALLEY, COUNTY OF RIVERSIDE, STATE OF CALIFORNIA (TERRITORY PROPOSED FOR ANNEXATION IN THE FUTURE, WITH THE CONDITION THAT PARCELS WITHIN THAT TERRITORY MAY BE ANNEXED ONLY WITH THE UNANIMOUS APPROVAL OF THE OWNER OR OWNERS OF EACH PARCEL OR PARCELS AT THE TIME THAT PARCEL OR THOSE PARCELS ARE ANNEXED) RECORDED WITH THE RIVERSIDE COUNTY RECORDER'S OFFICE ON OCTOBER 27, 2021 IN BOOK 87, PAGE 81 OF MAPS OF ASSESSMENT AND COMMUNITY FACILITIES DISTRICTS AS INSTRUMENT NO. 2021-0635742 WHICH DESIGNATED THE TERRITORY SHOWN HEREIN AS TERRITORY FOR FUTURE ANNEXATION TO THE COMMUNITY FACILITIES DISTRICT REFERENCED THEREON.

FOR PARTICULARS OF THE LINES AND DIMENSIONS OF ASSESSOR PARCELS, REFERENCE IS MADE TO THE MAPS OF THE ASSESSOR, COUNTY OF RIVERSIDE, STATE OF CALIFORNIA, THE RIVERSIDE COUNTY ASSESSOR'S MAPS SHALL GOVERN FOR ALL DETAILS CONCERNING THE LINES AND DIMENSIONS OF SUCH LOTS OR PARCELS.



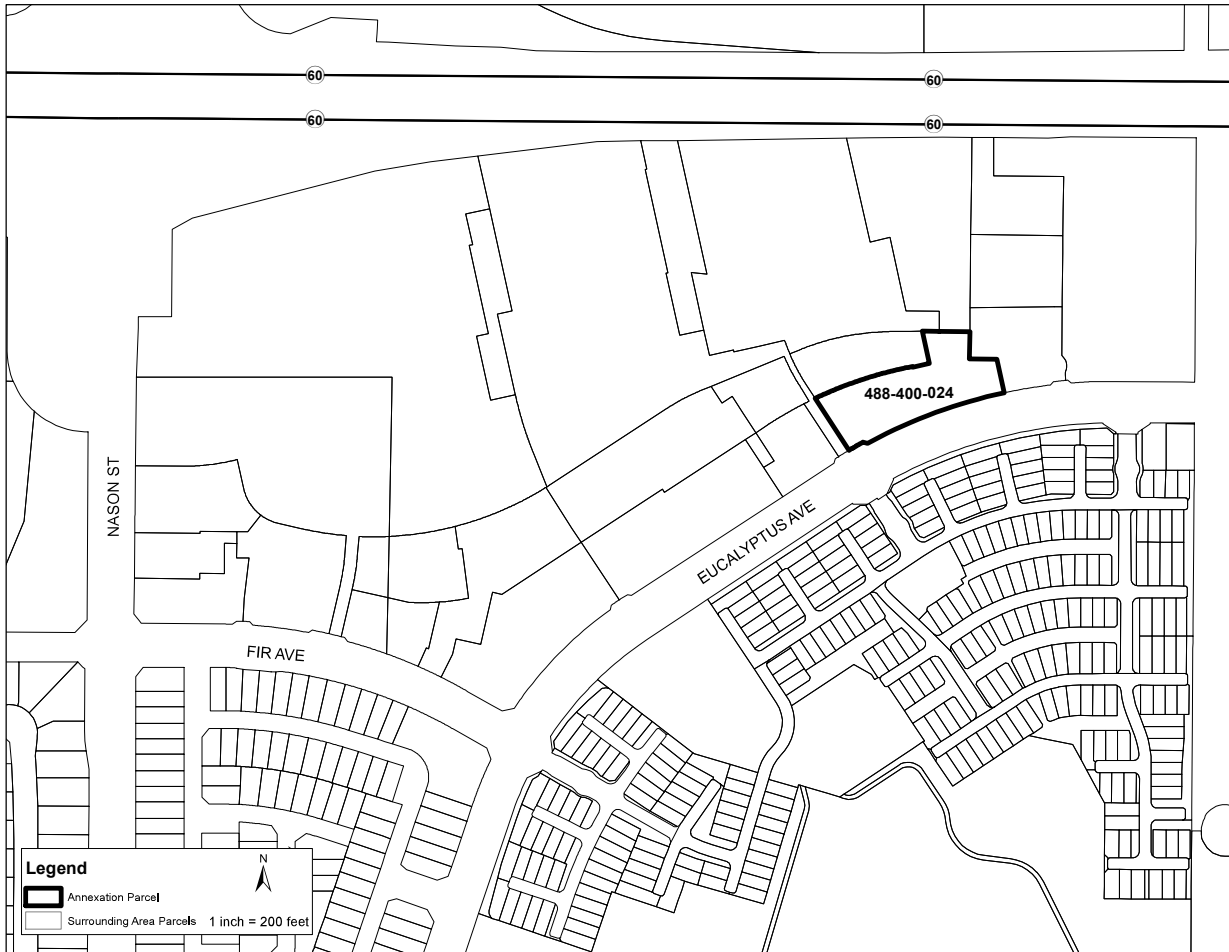
**WILLDAN**  
27368 Via Industria, Suite 200  
Temecula, CA 92590  
(951) 557-3500

Attachment: Boundary Map - Amendment No. 124 (6411 : PURSUANT TO LANDOWNER PETITIONS,

# AMENDMENT NO. 125 TO BOUNDARIES OF MORENO VALLEY COMMUNITY SERVICES DISTRICT COMMUNITY FACILITIES DISTRICT NO. 2021-01 (PARKS MAINTENANCE)

MORENO VALLEY COMMUNITY SERVICES DISTRICT  
CITY OF MORENO VALLEY  
COUNTY OF RIVERSIDE  
STATE OF CALIFORNIA

(THIS MAP AMENDS, BY ADDING THE ADDITIONAL TERRITORY SHOWN HEREON, THE BOUNDARY MAP FOR MORENO VALLEY COMMUNITY SERVICES DISTRICT COMMUNITY FACILITIES DISTRICT NO. 2021-01 (PARKS MAINTENANCE), CITY OF MORENO VALLEY, RIVERSIDE COUNTY, STATE OF CALIFORNIA, PRIOR RECORDED AT BOOK 86 OF MAPS OF ASSESSMENT AND COMMUNITY FACILITIES DISTRICTS AT PAGE 95, IN THE OFFICE OF THE COUNTY RECORDER FOR THE COUNTY OF RIVERSIDE, STATE OF CALIFORNIA.)



**Legend**

- Annexation Parcel
- Surrounding Area Parcels

1 inch = 200 feet

FILED IN THE OFFICE OF THE CITY CLERK OF THE CITY OF MORENO VALLEY THIS \_\_\_\_ DAY OF \_\_\_\_ 20\_\_.

CITY CLERK OF THE CITY OF MORENO VALLEY, ACTING IN THE CAPACITY OF THE SECRETARY OF THE MORENO VALLEY COMMUNITY SERVICES DISTRICT

I HEREBY CERTIFY THAT THE WITHIN MAP SHOWING AMENDED BOUNDARIES OF COMMUNITY FACILITIES DISTRICT NO. 2021-01 (PARKS MAINTENANCE), OF THE MORENO VALLEY COMMUNITY SERVICES DISTRICT, CITY OF MORENO VALLEY, COUNTY OF RIVERSIDE, STATE OF CALIFORNIA, WAS APPROVED BY THE BOARD OF DIRECTORS OF THE MORENO VALLEY COMMUNITY SERVICES DISTRICT AT A REGULAR MEETING THEREOF, HELD ON THE \_\_\_\_ DAY OF \_\_\_\_ 20\_\_ BY ITS RESOLUTION NO. \_\_\_\_.

CITY CLERK OF THE CITY OF MORENO VALLEY, ACTING IN THE CAPACITY OF THE SECRETARY OF THE MORENO VALLEY COMMUNITY SERVICES DISTRICT

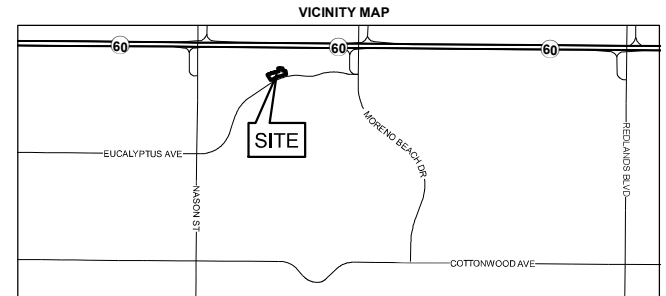
FILED THIS \_\_\_\_ DAY OF \_\_\_\_ 20\_\_, AT THE HOUR OF \_\_\_\_ O'CLOCK \_\_\_\_ M. IN THE BOOK \_\_\_\_ PAGE(S) \_\_\_\_ OF MAPS OF ASSESSMENT AND COMMUNITY FACILITIES DISTRICTS AS INSTRUMENT NO. \_\_\_\_ IN THE OFFICE OF THE COUNTY RECORDER OF THE COUNTY OF RIVERSIDE, STATE OF CALIFORNIA.

COUNTY RECORDER  
COUNTY OF RIVERSIDE  
STATE OF CALIFORNIA

REFERENCE IS MADE TO THAT BOUNDARY MAP OF THE COMMUNITY FACILITIES DISTRICT NO. 2021-01 (PARKS MAINTENANCE) OF THE MORENO VALLEY COMMUNITY SERVICES DISTRICT, RECORDED WITH THE RIVERSIDE COUNTY RECORDER'S OFFICE ON MAY 4, 2021 IN BOOK 86 OF MAPS OF ASSESSMENT AND COMMUNITY FACILITIES DISTRICTS, PAGE 95 AS INSTRUMENT NO. 2021-0280004.

REFERENCE IS FURTHER MADE TO ANNEXATION MAP NO. 4 OF COMMUNITY FACILITIES DISTRICT NO. 2021-01 (PARKS MAINTENANCE) OF THE MORENO VALLEY COMMUNITY SERVICES DISTRICT, CITY OF MORENO VALLEY, COUNTY OF RIVERSIDE, STATE OF CALIFORNIA (TERRITORY PROPOSED FOR ANNEXATION IN THE FUTURE, WITH THE CONDITION THAT PARCELS WITHIN THAT TERRITORY MAY BE ANNEXED ONLY WITH THE UNANIMOUS APPROVAL OF THE OWNER OR OWNERS OF EACH PARCEL OR PARCELS AT THE TIME THAT PARCEL OR THOSE PARCELS ARE ANNEXED) RECORDED WITH THE RIVERSIDE COUNTY RECORDER'S OFFICE ON OCTOBER 27, 2021 IN BOOK 87, PAGE 81 OF MAPS OF ASSESSMENT AND COMMUNITY FACILITIES DISTRICTS AS INSTRUMENT NO. 2021-0635742 WHICH DESIGNATED THE TERRITORY SHOWN HEREIN AS TERRITORY FOR FUTURE ANNEXATION TO THE COMMUNITY FACILITIES DISTRICT REFERENCED THEREON.

FOR PARTICULARS OF THE LINES AND DIMENSIONS OF ASSESSOR PARCELS, REFERENCE IS MADE TO THE MAPS OF THE ASSESSOR, COUNTY OF RIVERSIDE, STATE OF CALIFORNIA, THE RIVERSIDE COUNTY ASSESSOR'S MAPS SHALL GOVERN FOR ALL DETAILS CONCERNING THE LINES AND DIMENSIONS OF SUCH LOTS OR PARCELS.



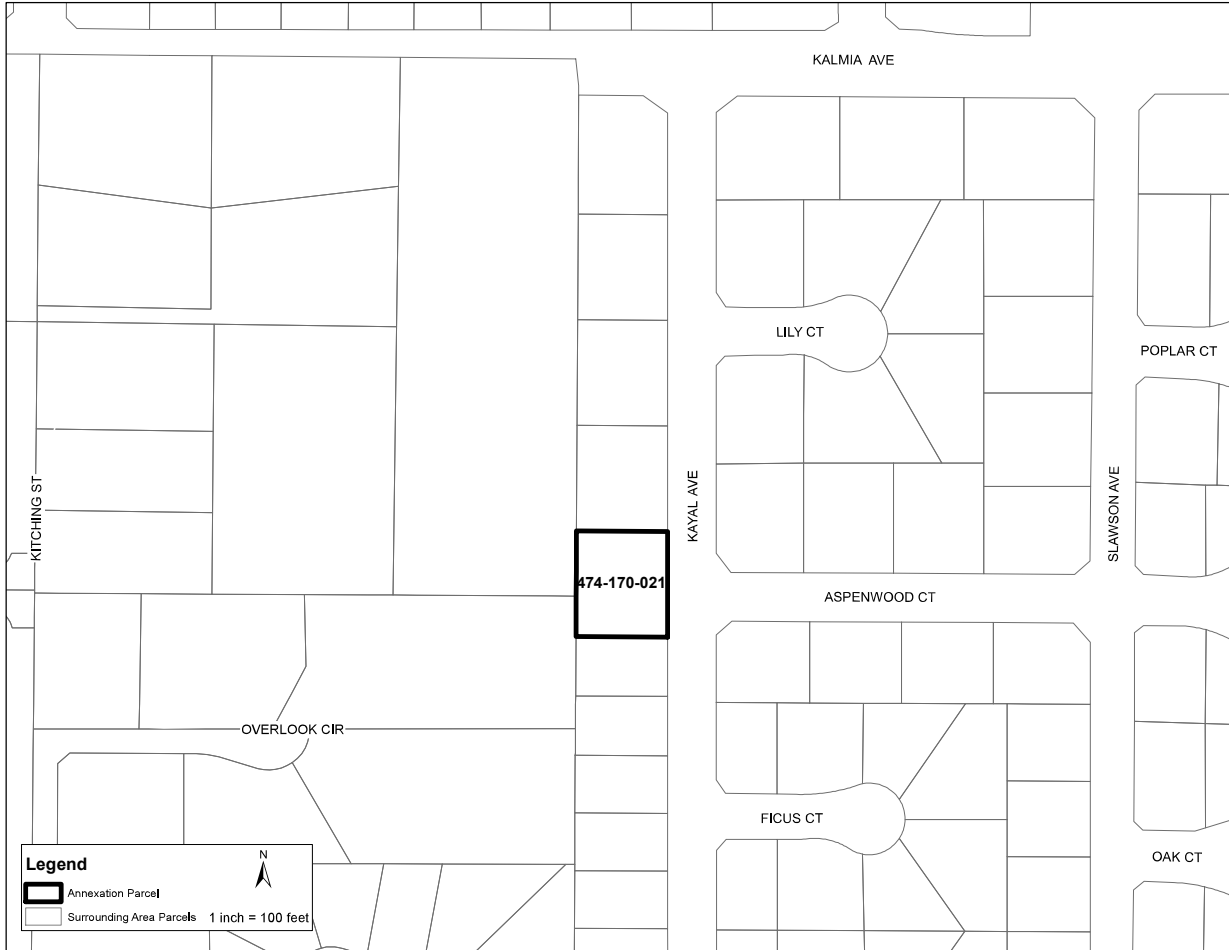
**WILLDAN**  
27368 Via Industria, Suite 200  
Temecula, CA 92590  
(951) 557-3500

Attachment: Boundary Map - Amendment No. 125 (6411 : PURSUANT TO LANDOWNER PETITIONS,

# AMENDMENT NO. 127 TO BOUNDARIES OF MORENO VALLEY COMMUNITY SERVICES DISTRICT COMMUNITY FACILITIES DISTRICT NO. 2021-01 (PARKS MAINTENANCE)

MORENO VALLEY COMMUNITY SERVICES DISTRICT  
CITY OF MORENO VALLEY  
COUNTY OF RIVERSIDE  
STATE OF CALIFORNIA

(THIS MAP AMENDS, BY ADDING THE ADDITIONAL TERRITORY SHOWN HEREON, THE BOUNDARY MAP FOR MORENO VALLEY COMMUNITY SERVICES DISTRICT COMMUNITY FACILITIES DISTRICT NO. 2021-01 (PARKS MAINTENANCE), CITY OF MORENO VALLEY, RIVERSIDE COUNTY, STATE OF CALIFORNIA, PRIOR RECORDED AT BOOK 86 OF MAPS OF ASSESSMENT AND COMMUNITY FACILITIES DISTRICTS AT PAGE 95, IN THE OFFICE OF THE COUNTY RECORDER FOR THE COUNTY OF RIVERSIDE, STATE OF CALIFORNIA.)



FILED IN THE OFFICE OF THE CITY CLERK OF THE CITY OF MORENO VALLEY THIS \_\_\_\_ DAY OF \_\_\_\_ 20\_\_.

CITY CLERK OF THE CITY OF MORENO VALLEY, ACTING IN THE CAPACITY OF THE SECRETARY OF THE MORENO VALLEY COMMUNITY SERVICES DISTRICT

I HEREBY CERTIFY THAT THE WITHIN MAP SHOWING AMENDED BOUNDARIES OF COMMUNITY FACILITIES DISTRICT NO. 2021-01 (PARKS MAINTENANCE), OF THE MORENO VALLEY COMMUNITY SERVICES DISTRICT, CITY OF MORENO VALLEY, COUNTY OF RIVERSIDE, STATE OF CALIFORNIA, WAS APPROVED BY THE BOARD OF DIRECTORS OF THE MORENO VALLEY COMMUNITY SERVICES DISTRICT AT A REGULAR MEETING THEREOF, HELD ON THE \_\_\_\_ DAY OF \_\_\_\_ 20\_\_ BY ITS RESOLUTION NO. \_\_\_\_.

CITY CLERK OF THE CITY OF MORENO VALLEY, ACTING IN THE CAPACITY OF THE SECRETARY OF THE MORENO VALLEY COMMUNITY SERVICES DISTRICT

FILED THIS \_\_\_\_ DAY OF \_\_\_\_ 20\_\_, AT THE HOUR OF \_\_\_\_ O'CLOCK \_\_\_\_ M. IN THE BOOK \_\_\_\_ PAGE(S) \_\_\_\_ OF MAPS OF ASSESSMENT AND COMMUNITY FACILITIES DISTRICTS AS INSTRUMENT NO. \_\_\_\_ IN THE OFFICE OF THE COUNTY RECORDER OF THE COUNTY OF RIVERSIDE, STATE OF CALIFORNIA.

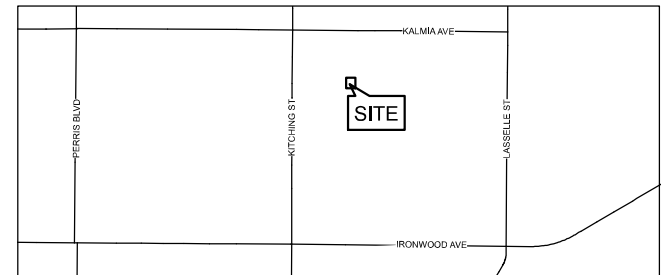
COUNTY RECORDER  
COUNTY OF RIVERSIDE  
STATE OF CALIFORNIA

REFERENCE IS MADE TO THAT BOUNDARY MAP OF THE COMMUNITY FACILITIES DISTRICT NO. 2021-01 (PARKS MAINTENANCE) OF THE MORENO VALLEY COMMUNITY SERVICES DISTRICT, RECORDED WITH THE RIVERSIDE COUNTY RECORDER'S OFFICE ON MAY 4, 2021 IN BOOK 86 OF MAPS OF ASSESSMENT AND COMMUNITY FACILITIES DISTRICTS, PAGE 95 AS INSTRUMENT NO. 2021-0280004.

REFERENCE IS FURTHER MADE TO ANNEXATION MAP NO. 4 OF COMMUNITY FACILITIES DISTRICT NO. 2021-01 (PARKS MAINTENANCE) OF THE MORENO VALLEY COMMUNITY SERVICES DISTRICT, CITY OF MORENO VALLEY, COUNTY OF RIVERSIDE, STATE OF CALIFORNIA (TERRITORY PROPOSED FOR ANNEXATION IN THE FUTURE, WITH THE CONDITION THAT PARCELS WITHIN THAT TERRITORY MAY BE ANNEXED ONLY WITH THE UNANIMOUS APPROVAL OF THE OWNER OR OWNERS OF EACH PARCEL OR PARCELS AT THE TIME THAT PARCEL OR THOSE PARCELS ARE ANNEXED) RECORDED WITH THE RIVERSIDE COUNTY RECORDER'S OFFICE ON OCTOBER 27, 2021 IN BOOK 87, PAGE 81 OF MAPS OF ASSESSMENT AND COMMUNITY FACILITIES DISTRICTS AS INSTRUMENT NO. 2021-0635742 WHICH DESIGNATED THE TERRITORY SHOWN HEREIN AS TERRITORY FOR FUTURE ANNEXATION TO THE COMMUNITY FACILITIES DISTRICT REFERENCED THEREON.

FOR PARTICULARS OF THE LINES AND DIMENSIONS OF ASSESSOR PARCELS, REFERENCE IS MADE TO THE MAPS OF THE ASSESSOR, COUNTY OF RIVERSIDE, STATE OF CALIFORNIA, THE RIVERSIDE COUNTY ASSESSOR'S MAPS SHALL GOVERN FOR ALL DETAILS CONCERNING THE LINES AND DIMENSIONS OF SUCH LOTS OR PARCELS.

VICINITY MAP



**WILLDAN**  
27368 Via Industria, Suite 200  
Temecula, CA 92590  
(951) 567-3500

Attachment: Boundary Map - Amendment No. 127 (6411 : PURSUANT TO LANDOWNER PETITIONS,

**CERTIFICATE OF ELECTION OFFICIAL  
AND CONFIRMATION OF LANDOWNER PETITION**

STATE OF CALIFORNIA            )  
COUNTY OF RIVERSIDE        ) ss.  
CITY OF MORENO VALLEY        )

The undersigned, Election Official of the City of Moreno Valley, County of Riverside, State of California, Does Hereby Certify that on **October 10, 2023**, I did verify the completeness of the Landowner Petition for the annexation of property into:

COMMUNITY FACILITIES DISTRICT NO. 2021-01 OF THE  
MORENO VALLEY COMMUNITY SERVICES DISTRICT  
OF THE CITY OF MORENO VALLEY

AMENDMENT NO. 94

WITNESS my hand this 10<sup>th</sup> day of October 2023.



\_\_\_\_\_  
ELECTION OFFICIAL  
CITY OF MORENO VALLEY  
STATE OF CALIFORNIA

Attachment: Certificate of Election Official - Amendment No. 94 (6411 : PURSUANT TO LANDOWNER PETITIONS, ANNEX CERTAIN PARCELS



**CERTIFICATE OF ELECTION OFFICIAL  
AND CONFIRMATION OF LANDOWNER PETITION**


STATE OF CALIFORNIA            )  
COUNTY OF RIVERSIDE        ) ss.  
CITY OF MORENO VALLEY        )

The undersigned, Election Official of the City of Moreno Valley, County of Riverside, State of California, Does Hereby Certify that on **October 23, 2023**, I did verify the completeness of the Landowner Petition for the annexation of property into:

COMMUNITY FACILITIES DISTRICT NO. 2021-01 OF THE  
MORENO VALLEY COMMUNITY SERVICES DISTRICT  
OF THE CITY OF MORENO VALLEY

AMENDMENT NO. 107

WITNESS my hand this 23<sup>rd</sup> day of October 2023.



\_\_\_\_\_  
ELECTION OFFICIAL  
CITY OF MORENO VALLEY  
STATE OF CALIFORNIA

Attachment: Certificate of Election Official - Amendment No. 107 (6411 : PURSUANT TO LANDOWNER PETITIONS, ANNEX CERTAIN PARCELS

**CERTIFICATE OF ELECTION OFFICIAL  
AND CONFIRMATION OF LANDOWNER PETITION**


STATE OF CALIFORNIA            )  
COUNTY OF RIVERSIDE        ) ss.  
CITY OF MORENO VALLEY        )

The undersigned, Election Official of the City of Moreno Valley, County of Riverside, State of California, Does Hereby Certify that on **October 2, 2023**, I did verify the completeness of the Landowner Petition for the annexation of property into:

COMMUNITY FACILITIES DISTRICT NO. 2021-01 OF THE  
MORENO VALLEY COMMUNITY SERVICES DISTRICT  
OF THE CITY OF MORENO VALLEY

AMENDMENT NO. 118

WITNESS my hand this 2<sup>nd</sup> day of October 2023.

  
\_\_\_\_\_  
ELECTION OFFICIAL  
CITY OF MORENO VALLEY  
STATE OF CALIFORNIA

Attachment: Certificate of Election Official - Amendment No. 118 (6411 : PURSUANT TO LANDOWNER PETITIONS, ANNEX CERTAIN PARCELS

**CERTIFICATE OF ELECTION OFFICIAL  
AND CONFIRMATION OF LANDOWNER PETITION**


STATE OF CALIFORNIA            )  
COUNTY OF RIVERSIDE        ) ss.  
CITY OF MORENO VALLEY        )

The undersigned, Election Official of the City of Moreno Valley, County of Riverside, State of California, Does Hereby Certify that on **September 28, 2023**, I did verify the completeness of the Landowner Petition for the annexation of property into:

COMMUNITY FACILITIES DISTRICT NO. 2021-01 OF THE  
MORENO VALLEY COMMUNITY SERVICES DISTRICT  
OF THE CITY OF MORENO VALLEY

AMENDMENT NO. 120

WITNESS my hand this 28<sup>th</sup> day of September 2023.

  
\_\_\_\_\_  
ELECTION OFFICIAL  
CITY OF MORENO VALLEY  
STATE OF CALIFORNIA

Attachment: Certificate of Election Official - Amendment No. 120 (6411 : PURSUANT TO LANDOWNER PETITIONS, ANNEX CERTAIN PARCELS

**CERTIFICATE OF ELECTION OFFICIAL  
AND CONFIRMATION OF LANDOWNER PETITION**

STATE OF CALIFORNIA            )  
COUNTY OF RIVERSIDE        ) ss.  
CITY OF MORENO VALLEY        )

The undersigned, Election Official of the City of Moreno Valley, County of Riverside, State of California, Does Hereby Certify that on **October 5, 2023**, I did verify the completeness of the Landowner Petition for the annexation of property into:

COMMUNITY FACILITIES DISTRICT NO. 2021-01 OF THE  
MORENO VALLEY COMMUNITY SERVICES DISTRICT  
OF THE CITY OF MORENO VALLEY

AMENDMENT NO. 121

WITNESS my hand this 5 day of October, 2023.



\_\_\_\_\_  
JANE HALSTEAD  
ELECTION OFFICIAL  
CITY OF MORENO VALLEY  
STATE OF CALIFORNIA

Attachment: Certificate of Election Official - Amendment No. 121 (6411 : PURSUANT TO LANDOWNER PETITIONS, ANNEX CERTAIN PARCELS

**CERTIFICATE OF ELECTION OFFICIAL  
AND CONFIRMATION OF LANDOWNER PETITION**


STATE OF CALIFORNIA            )  
COUNTY OF RIVERSIDE        ) ss.  
CITY OF MORENO VALLEY        )

The undersigned, Election Official of the City of Moreno Valley, County of Riverside, State of California, Does Hereby Certify that on **October 19, 2023**, I did verify the completeness of the Landowner Petition for the annexation of property into:

COMMUNITY FACILITIES DISTRICT NO. 2021-01 OF THE  
MORENO VALLEY COMMUNITY SERVICES DISTRICT  
OF THE CITY OF MORENO VALLEY

AMENDMENT NO. 122

WITNESS my hand this 19 day of October, 2023.

  
\_\_\_\_\_  
JANE HALSTEAD  
ELECTION OFFICIAL  
CITY OF MORENO VALLEY  
STATE OF CALIFORNIA

Attachment: Certificate of Election Official - Amendment No. 122 (6411 : PURSUANT TO LANDOWNER PETITIONS, ANNEX CERTAIN PARCELS

**CERTIFICATE OF ELECTION OFFICIAL  
AND CONFIRMATION OF LANDOWNER PETITION**

STATE OF CALIFORNIA            )  
COUNTY OF RIVERSIDE        ) ss.  
CITY OF MORENO VALLEY        )

The undersigned, Election Official of the City of Moreno Valley, County of Riverside, State of California, Does Hereby Certify that on **October 19, 2023**, I did verify the completeness of the Landowner Petition for the annexation of property into:

COMMUNITY FACILITIES DISTRICT NO. 2021-01 OF THE  
MORENO VALLEY COMMUNITY SERVICES DISTRICT  
OF THE CITY OF MORENO VALLEY

AMENDMENT NO. 123

WITNESS my hand this 19 day of October, 2023.



\_\_\_\_\_  
JANE HALSTEAD  
ELECTION OFFICIAL  
CITY OF MORENO VALLEY  
STATE OF CALIFORNIA

Attachment: Certificate of Election Official - Amendment No. 123 (6411 : PURSUANT TO LANDOWNER PETITIONS, ANNEX CERTAIN PARCELS

**CERTIFICATE OF ELECTION OFFICIAL  
AND CONFIRMATION OF LANDOWNER PETITION**


STATE OF CALIFORNIA            )  
COUNTY OF RIVERSIDE        ) ss.  
CITY OF MORENO VALLEY        )

The undersigned, Election Official of the City of Moreno Valley, County of Riverside, State of California, Does Hereby Certify that on **October 19, 2023**, I did verify the completeness of the Landowner Petition for the annexation of property into:

COMMUNITY FACILITIES DISTRICT NO. 2021-01 OF THE  
MORENO VALLEY COMMUNITY SERVICES DISTRICT  
OF THE CITY OF MORENO VALLEY

AMENDMENT NO. 124

WITNESS my hand this 19day of October, 2023.

  
\_\_\_\_\_  
JANE HALSTEAD  
ELECTION OFFICIAL  
CITY OF MORENO VALLEY  
STATE OF CALIFORNIA

Attachment: Certificate of Election Official - Amendment No. 124 (6411 : PURSUANT TO LANDOWNER PETITIONS, ANNEX CERTAIN PARCELS

**CERTIFICATE OF ELECTION OFFICIAL  
AND CONFIRMATION OF LANDOWNER PETITION**

STATE OF CALIFORNIA            )  
COUNTY OF RIVERSIDE        ) ss.  
CITY OF MORENO VALLEY        )

The undersigned, Election Official of the City of Moreno Valley, County of Riverside, State of California, Does Hereby Certify that on **October 19, 2023**, I did verify the completeness of the Landowner Petition for the annexation of property into:

COMMUNITY FACILITIES DISTRICT NO. 2021-01 OF THE  
MORENO VALLEY COMMUNITY SERVICES DISTRICT  
OF THE CITY OF MORENO VALLEY

AMENDMENT NO. 125

WITNESS my hand this 19 day of October, 2023.

  
\_\_\_\_\_  
JANE HALSTEAD  
ELECTION OFFICIAL  
CITY OF MORENO VALLEY  
STATE OF CALIFORNIA

Attachment: Certificate of Election Official - Amendment No. 125 (6411 : PURSUANT TO LANDOWNER PETITIONS, ANNEX CERTAIN PARCELS



**CERTIFICATE OF ELECTION OFFICIAL  
AND CONFIRMATION OF LANDOWNER PETITION**

STATE OF CALIFORNIA            )  
COUNTY OF RIVERSIDE        ) ss.  
CITY OF MORENO VALLEY        )

The undersigned, Election Official of the City of Moreno Valley, County of Riverside, State of California, Does Hereby Certify that on **October 19, 2023**, I did verify the completeness of the Landowner Petition for the annexation of property into:

COMMUNITY FACILITIES DISTRICT NO. 2021-01 OF THE  
MORENO VALLEY COMMUNITY SERVICES DISTRICT  
OF THE CITY OF MORENO VALLEY

AMENDMENT NO. 127

WITNESS my hand this 19 day of October, 2023.



\_\_\_\_\_  
JANE HALSTEAD  
ELECTION OFFICIAL  
CITY OF MORENO VALLEY  
STATE OF CALIFORNIA

Attachment: Certificate of Election Official - Amendment No. 127 (6411 : PURSUANT TO LANDOWNER PETITIONS, ANNEX CERTAIN PARCELS