



AGENDA
CITY COUNCIL OF THE CITY OF MORENO VALLEY
MORENO VALLEY COMMUNITY SERVICES DISTRICT
CITY AS SUCCESSOR AGENCY FOR THE
COMMUNITY REDEVELOPMENT AGENCY OF
THE CITY OF MORENO VALLEY
MORENO VALLEY HOUSING AUTHORITY
BOARD OF LIBRARY TRUSTEES

June 9, 2015

REGULAR MEETING – 6:00 PM

City Council Study Sessions

First & Third Tuesdays of each month – 6:00 p.m.

City Council Meetings

Special Presentations – 5:30 P.M.

Second & Fourth Tuesdays of each month – 6:00 p.m.

City Council Closed Session

Will be scheduled as needed at 4:30 p.m.

City Hall Council Chamber - 14177 Frederick Street

Upon request, this agenda will be made available in appropriate alternative formats to persons with disabilities, in compliance with the Americans with Disabilities Act of 1990. Any person with a disability who requires a modification or accommodation in order to participate in a meeting should direct such request to Mark Sambito, ADA Coordinator, at 951.413.3120 at least 48 hours before the meeting. The 48-hour notification will enable the City to make reasonable arrangements to ensure accessibility to this meeting.

Dr. Yxstian A. Gutierrez, Mayor Pro Tem
Jeffrey J. Giba, Council Member

Jesse L. Molina, Mayor

George E. Price, Council Member
D. LaDonna Jempson, Council Member

AGENDA
CITY COUNCIL OF THE CITY OF MORENO VALLEY
June 9, 2015

CALL TO ORDER - 5:30 PM

SPECIAL PRESENTATIONS

1. Presentation Recognizing the Completion of Moreno Valley Utility South Substation

2. Business Spotlight a) Sunnymead Animal Hospital

**AGENDA
JOINT MEETING OF THE
CITY COUNCIL OF THE CITY OF MORENO VALLEY
MORENO VALLEY COMMUNITY SERVICES DISTRICT
CITY AS SUCCESSOR AGENCY FOR THE
COMMUNITY REDEVELOPMENT AGENCY OF THE
CITY OF MORENO VALLEY
MORENO VALLEY HOUSING AUTHORITY
AND THE BOARD OF LIBRARY TRUSTEES**

***THE CITY COUNCIL RECEIVES A SEPARATE STIPEND FOR CSD
MEETINGS***

**REGULAR MEETING – 6:00 PM
JUNE 9, 2015**

CALL TO ORDER

Joint Meeting of the City Council, Community Services District, City as Successor Agency for the Community Redevelopment Agency, Housing Authority and the Board of Library Trustees - actions taken at the Joint Meeting are those of the Agency indicated on each Agenda item.

PLEDGE OF ALLEGIANCE

INVOCATION

Pastor Brad Ormonde - Harvest Christian Fellowship

ROLL CALL

INTRODUCTIONS

PUBLIC COMMENTS ON MATTERS ON THE AGENDA WILL BE TAKEN UP AS THE ITEM IS CALLED FOR BUSINESS, BETWEEN STAFF'S REPORT AND CITY COUNCIL DELIBERATION (SPEAKER SLIPS MAY BE TURNED IN UNTIL THE ITEM IS CALLED FOR BUSINESS.)

PUBLIC COMMENTS ON ANY SUBJECT NOT ON THE AGENDA UNDER THE JURISDICTION OF THE CITY COUNCIL

Those wishing to speak should complete and submit a BLUE speaker slip to the Bailiff. There is a three-minute time limit per person. All remarks and questions shall be addressed to the presiding officer or to the City Council.

JOINT CONSENT CALENDARS (SECTIONS A-D)

All items listed under the Consent Calendars, Sections A, B, C, and D are considered to be routine and non-controversial, and may be enacted by one motion unless a member of the City Council, Community Services District, City as Successor Agency for the Community Redevelopment Agency, Housing Authority or the Board of Library Trustees

requests that an item be removed for separate action. The motion to adopt the Consent Calendars is deemed to be a separate motion by each Agency and shall be so recorded by the City Clerk. Items withdrawn for report or discussion will be heard after public hearing items.

A. CONSENT CALENDAR-CITY COUNCIL

- A.1. ORDINANCES - READING BY TITLE ONLY - THE MOTION TO ADOPT AN ORDINANCE LISTED ON THE CONSENT CALENDAR INCLUDES WAIVER OF FULL READING OF THE ORDINANCE.

Recommendation: Waive reading of all Ordinances.

- A.2. MINUTES - CITY COUNCIL - REGULAR MEETING - MAY 26, 2015 6:00 PM

Recommendation: Approve as submitted.

- A.3. CITY COUNCIL REPORTS ON REIMBURSABLE ACTIVITIES (Report of: City Clerk)

Recommendation:

1. Receive and file the Reports on Reimbursable Activities for the period of May 20 - June 2, 2015.

- A.4. PAYMENT REGISTER - APRIL 2015 (Report of: Financial & Management Services)

Recommendation:

1. Receive and file the Payment Register.

- A.5. ADOPT RESOLUTION 2015-38. A RESOLUTION OF THE CITY COUNCIL OF THE CITY OF MORENO VALLEY, CALIFORNIA, AUTHORIZING AMENDMENT NO. 2 TO THE LOAN AGREEMENT BETWEEN THE CITY OF MORENO VALLEY AND THE ARTERIAL STREETS DEVELOPMENT IMPACT FUND, THE POLICE FACILITIES DEVELOPMENT IMPACT FUND, THE RECREATION CENTER DEVELOPMENT IMPACT FEE FUND, THE ANIMAL SHELTER DEVELOPMENT IMPACT FEE FUND AND THE MEASURE A FUND. (Report of: Financial & Management Services)

Recommendation:

1. Adopt Resolution 2015-38. A Resolution of the City Council of the City of Moreno Valley, California, Authorizing an Amendment No. 2 to the Loan Agreement Between the City of Moreno Valley and the Arterial Streets Development Impact Fee, the Police Facility Development Impact Fee, the Recreation Center Development Impact Fee Fund, the Animal Shelter Development Impact Fee Fund and the Measure A

Fund.

- A.6. PA13-0009 – FOOD 4 LESS FUEL CENTER – REDUCE FAITHFUL PERFORMANCE BOND AND ADOPT THE RESOLUTION AUTHORIZING ACCEPTANCE OF THE PUBLIC IMPROVEMENTS AS COMPLETE AND ACCEPTING THOSE PORTIONS OF INDIAN STREET AND ALESSANDRO BOULEVARD ASSOCIATED WITH THIS PROJECT INTO THE CITY'S MAINTAINED STREET SYSTEM DEVELOPER – RALPHS GROCERY COMPANY (Report of: Public Works)

Recommendations:

1. Adopt Resolution No. 2015-39. A Resolution of the City Council of the City of Moreno Valley, California, Authorizing the Acceptance of the Public Improvements as Complete within Project PA13-0009 and Acceptance of those Portions of Indian Street and Alessandro Boulevard Associated with this Project into the City's Maintained Street System.
2. Authorize the City Engineer to execute a 90% reduction to the Faithful Performance Bond, exonerate the Material and Labor Bond in 90 days if there are no stop notices or liens on file with the City Clerk, and exonerate the final 10% of the Faithful Performance Bond in one year when all clearances are received.

- A.7. ADOPTION OF A RESOLUTION REDUCING THE PAYMENT OF EMPLOYER PAID MEMBER CONTRIBUTIONS TO ZERO FOR TIER 1 CLASSIC MISCELLANEOUS EMPLOYEES IN THE 2.7% @ 55 RETIREMENT FORMULA (Report of: Administrative Services)

Recommendation:

1. Adopt Resolution No.2015-40. A Resolution of the City Council of the City of Moreno Valley, California, reducing the payment of employer paid member contributions to zero for Tier 1 employees in the 2.7% @ 55 retirement formula.

- A.8. APPROVAL OF THE CALCULATION OF FISCAL YEAR 2015/16 MAXIMUM AND APPLIED SPECIAL TAX RATES FOR CERTAIN COMMUNITY FACILITIES DISTRICTS (Report of: Financial & Management Services)

Recommendations:

1. As the legislative body of the City of Moreno Valley Community Facilities District No. 2014-01 (Maintenance Services), adopt Resolution No. 2015-41. A Resolution of the City Council of the City of Moreno Valley, California, Approving the Calculation of the Community Facilities District No. 2014-01 Maximum Special Tax Rates and Setting

the Applied Tax Rates for Fiscal Year 2015/16.

2. As the legislative body of Moreno Valley Community Facilities District No. 4-Maintenance, adopt Resolution No. 2015-42. A Resolution of the City Council of the City of Moreno Valley, California, Approving the Calculation of the Community Facilities District No. 4-Maintenance Maximum Special Tax Rate and Setting the Applied Tax Rate For Fiscal Year 2015/16.
3. As the legislative body of Moreno Valley Community Facilities District No. 5, adopt Resolution No. 2015-43. A Resolution of the City Council of the City of Moreno Valley, California, Approving the Calculation of the Moreno Valley Community Facilities District No. 5 Maximum Special Tax Rate and Setting the Applied Tax Rate for Fiscal Year 2015/16.
4. As the legislative body of the Moreno Valley Community Facilities District No. 87-1 (Towngate), adopt Resolution No. 2015-44. A Resolution of the City Council of the City of Moreno Valley, California, Approving the Calculation of the Community Facilities District No. 87-1 (Towngate) Maximum Special Tax Rate and Setting the Applied Tax Rate for Fiscal Year 2015/16.
5. As the legislative body of the Moreno Valley Community Facilities District No. 87-1, Improvement Area No. 1, adopt Resolution No. 2015-45. A Resolution of the City Council of the City of Moreno Valley, California, Approving the Calculation of the Moreno Valley Community Facilities District No. 87-1 (Towngate), Improvement Area No. 1 Maximum Special Tax Rates and Setting the Applied Rates for Fiscal Year 2015/16.
6. Authorize the Chief Financial Officer to adjust the actual special tax rate to be levied on the property tax bills in the event there are any parcel changes between the Council and CSD Board meeting date and the submittal of the fixed charges to the County of Riverside, provided the rate applied does not exceed the maximum special tax rate, is in compliance with the Rate and Method of Apportionment of Special Tax for each district, and is consistent with the approved budget.

A.9. WASTE MANAGEMENT FY 2015-2016 RATE ADJUSTMENT (Report of: City Manager)

Recommendation:

1. Approve the Waste Management proposed Fiscal Year (FY) 2015/2016 Rate Adjustment.

A.10. ADOPT RESOLUTION NO. 2015-46 AUTHORIZING APPLICATION FOR THE 2014 HOUSING-RELATED PARKS GRANT (Report of: Parks & Community Services)

Recommendation:

1. Adopt Resolution No. 2015-46, which updates Resolution No. 2015-11 for the 2014 Housing-Related Parks Grant by increasing the amount from \$617,100 to \$643,775.
2. Authorize the budget amendment and appropriations of \$643,775 as set forth in the fiscal impact section.

A.11. APPROVE RESOLUTION FOR THE GRANT APPLICATION FOR THE 2015 EDWARD BYRNE MEMORIAL JUSTICE ASSISTANCE GRANT AND ACCEPT THE \$46,033 ALLOCATION TO THE CITY (Report of: Community Development)

Recommendation:

1. Approve Resolution 2015-47. A Resolution of the City Council of the City of Moreno Valley, California, Approving the Grant Application submitted by the Code and Neighborhood Services Division to the Office of Justice Programs for the Edward Byrne Memorial Justice Assistance Grant and Accept the \$46,033 Allocated.
2. Authorize revenue and expenditure budget appropriations of \$46,033 respectively to a new JAG Program fund for fiscal year 2015-2016.

A.12. ACCEPTANCE OF CALIFORNIA DEPARTMENT OF RESOURCES, RECOVERY AND RECYCLING USED OIL PAYMENT PROGRAM AWARD (Report of: City Manager)

Recommendation:

1. Approve acceptance of the Used Oil Payment Program grant funds awarded by California Department of Resources, Recovery and Recycling (CalRecycle), in the amount of \$55,171.
2. Authorize the budget amendment and appropriations of \$55,171 as set forth in the fiscal impact section.

A.13. LIST OF PERSONNEL CHANGES (Report of: Administrative Services)

Recommendation:

1. Ratify the list of personnel changes as described.

A.14. RECEIPT OF QUARTERLY INVESTMENT REPORT FOR THE QUARTER ENDED MARCH 31, 2015 (Report of: Financial & Management Services)

Recommendation:

1. Receive and file the Quarterly Investment Report for quarter ended March 31, 2015, in compliance with the City's Investment Policy.

A.15. ANNUAL STATEMENT OF INVESTMENT POLICY (Report of: Financial & Management Services)

Recommendation:

1. Adopt the Annual Statement of Investment Policy.

A.16. AUTHORIZATION TO AWARD CONSTRUCTION CONTRACT TO VANCE CORPORATION FOR THE RECHE VISTA DRIVE REALIGNMENT PROJECT NO. 801 0009 70 77 (Report of: Public Works)

Recommendations:

1. Award a construction contract to Vance Corporation, 2271 North Locust Avenue, Rialto, CA 92377, the lowest responsible bidder, for the Reche Vista Drive Realignment from Heacock Street to North City Limits.
2. Authorize the City Manager to execute a contract with Vance Corporation.
3. Authorize the issuance of a Purchase Order to Vance Corporation for the amount of \$3,430,405.00 (\$3,118,550.00 bid amount plus 10% contingency) when the contract has been signed by all parties.
4. Authorize the Public Works Director/City Engineer to execute any subsequent related minor change orders to the contract with Vance Corporation up to, but not exceeding, the contingency amount of \$311,855.00, subject to the approval of the City Attorney.

A.17. AMENDMENT TO TELECOMMUNICATIONS LICENSE AGREEMENT WITH SPRINT PCS ASSETS, LLC., FOR CELL TOWER AT JOHN F. KENNEDY PARK (Report of: Parks & Community Services)

Recommendation:

1. Authorize the Mayor to execute an Amendment to the existing Telecommunications License Agreement with Sprint PCS Assets, LLC., on the property known as John F. Kennedy Park; Sprint PCS site number RV62XC902A.

B. CONSENT CALENDAR-COMMUNITY SERVICES DISTRICT

- B.1. ORDINANCES - READING BY TITLE ONLY - THE MOTION TO ADOPT AN ORDINANCE LISTED ON THE CONSENT CALENDAR INCLUDES WAIVER OF FULL READING OF THE ORDINANCE.

Recommendation: Waive reading of all Ordinances.

- B.2. MINUTES - REGULAR MEETING OF MAY 26, 2015 (See A.2)

Recommendation: Approve as submitted.

- B.3. APPROVAL OF THE CALCULATION OF FISCAL YEAR 2015/16 MAXIMUM AND APPLIED SPECIAL TAX RATES FOR CERTAIN COMMUNITY FACILITIES DISTRICTS (Report of: Financial & Management Services)

Recommendations:

1. Acting in its capacity as President and Members of the Board of Directors of the CSD and as the legislative body of Moreno Valley Community Facilities District No. 1, adopt Resolution No. CSD 2015-17. A Resolution of the Moreno Valley Community Services District of the City of Moreno Valley, California, Approving the Calculation of the Moreno Valley Community Facilities District No. 1 Maximum Special Tax Rate and Setting the Applied Tax Rate for Fiscal Year 2015/16.
2. Authorize the Chief Financial Officer to adjust the actual special tax rate to be levied on the property tax bills in the event there are any parcel changes between the Council and CSD Board meeting date and the submittal of the fixed charges to the County of Riverside, provided the rate applied does not exceed the maximum special tax rate, is in compliance with the Rate and Method of Apportionment of Special Tax for each district, and is consistent with the approved budget.

C. CONSENT CALENDAR - HOUSING AUTHORITY

- C.1. ORDINANCES - READING BY TITLE ONLY - THE MOTION TO ADOPT AN ORDINANCE LISTED ON THE CONSENT CALENDAR INCLUDES WAIVER OF FULL READING OF THE ORDINANCE.

Recommendation: Waive reading of all Ordinances.

- C.2. MINUTES - REGULAR MEETING OF MAY 26, 2015 (See A.2)

Recommendation: Approve as submitted.

D. CONSENT CALENDAR - BOARD OF LIBRARY TRUSTEES

- D.1. ORDINANCES - READING BY TITLE ONLY - THE MOTION TO ADOPT AN ORDINANCE LISTED ON THE CONSENT CALENDAR INCLUDES WAIVER OF FULL READING OF THE ORDINANCE.

Recommendation: Waive reading of all Ordinances.

- D.2. MINUTES - REGULAR MEETING OF MAY 26, 2015 (See A.2)

Recommendation: Approve as submitted.

E. PUBLIC HEARINGS

Questions or comments from the public on a Public Hearing matter are limited to five minutes per individual and must pertain to the subject under consideration.

Those wishing to speak should complete and submit a GOLDENROD speaker slip to the Bailiff.

- E.1. PUBLIC HEARING REGARDING THE NATIONAL POLLUTANT DISCHARGE ELIMINATION SYSTEM (NPDES) REGULATORY RATE SCHEDULE FOR NEW RESIDENTIAL AND COMMON INTEREST, COMMERCIAL, INDUSTRIAL AND QUASI-PUBLIC USE DEVELOPMENT PROPOSED FISCAL YEAR (FY) 2015/2016 ANNUAL RATES (Report of: Public Works)

Recommendations: That the City Council:

1. Conduct a Public Hearing to consider all objections or protests of the "NPDES Regulatory Rate Schedule for New Residential and Common Interest, Commercial, Industrial and Quasi-Public Use Development" as provided in the Public Notice.
2. Adopt Resolution No. 2015-48. A Resolution of the City Council of the City of Moreno Valley, California, Authorizing and Approving the Levy of the National Pollutant Discharge Elimination System (NPDES) Regulatory Rate for New Residential, and Common Interest, Commercial, Industrial and Quasi-Public Use Development of the County of Riverside Property Tax Roll.

- E.2. PUBLIC HEARING TO CONSIDER A RESOLUTION CONFIRMING A DIAGRAM AND ASSESSMENT FOR FISCAL YEAR 2015/16 FOR LIGHTING MAINTENANCE DISTRICT NO. 2014-01 (Report of: Financial & Management Services)

Recommendations: That the CSD:

1. Conduct the Public Hearing on the proposed levy of real property assessments for Moreno Valley Community Services District Lighting Maintenance District No. 2014-01.

2. Adopt Resolution No. CSD 2015-18. A Resolution of the Moreno Valley Community Services District of the City of Moreno Valley, California, Confirming a Diagram and Assessment for Fiscal Year 2015/16 for Moreno Valley Community Services District Lighting Maintenance District No. 2014-01.

E.3. PUBLIC HEARING TO CONSIDER A RESOLUTION CONFIRMING A DIAGRAM AND ASSESSMENT FOR FISCAL YEAR 2015/16 FOR LANDSCAPE MAINTENANCE DISTRICT NO. 2014-02 (Report of: Financial & Management Services)

Recommendations: That the CSD:

1. Conduct the Public Hearing on the proposed levy of real property assessments for Moreno Valley Community Services District Landscape Maintenance District No. 2014-02.
2. Adopt Resolution No. CSD 2015-19. A Resolution of the Moreno Valley Community Services District of the City of Moreno Valley, California, Confirming a Diagram and an Assessment for Fiscal Year 2015/16 for Moreno Valley Community Services District Landscape Maintenance District No. 2014-02.

E.4. PUBLIC HEARING TO CONSIDER RESOLUTIONS TO CONTINUE MORENO VALLEY COMMUNITY SERVICES DISTRICT ANNUAL PARCEL TAXES AND CHARGES FOR FISCAL YEAR 2015/16 (Report of: Financial & Management Services)

Recommendations: That the CSD:

1. Acting in its capacity as President and Members of the Board of Directors of the Moreno Valley Community Services District conduct a Public Hearing to consider continuing the current Moreno Valley Community Services District annual parcel taxes and charges as proposed for Fiscal Year 2015/16.
2. Adopt Resolution No. CSD 2015-20. A Resolution of the Moreno Valley Community Services District of the City of Moreno Valley, California, Approving the Calculation of the Maximum and Applied Parcel Tax for Providing Zone A (Parks and Community Services) Services During Fiscal Year 2015/16.
3. Adopt Resolution No. CSD 2015-21. A Resolution of the Moreno Valley Community Services District of the City of Moreno Valley, California, Approving the Calculation of the Maximum and Applied Parcel Tax for Providing Zone C (Arterial Street Lighting and Intersection Lighting) Services During Fiscal Year 2015/16.

4. Adopt Resolution No. CSD 2015-22. A Resolution of the Moreno Valley Community Services District of the City of Moreno Valley, California, Approving the Calculation of the Maximum and Applied Parcel Charges for Providing Zone D (Parkway Landscape Maintenance) Services During Fiscal Year 2015/16.
5. Adopt Resolution No. CSD 2015-23. A Resolution of the Moreno Valley Community Services District of the City of Moreno Valley, California, Approving the Calculation of the Maximum and Applied Parcel Charges for Providing Zone E (Extensive Landscape Maintenance) Services During Fiscal Year 2015/16.
6. Adopt Resolution No. CSD 2015-24. A Resolution of the Moreno Valley Community Services District of the City of Moreno Valley, California, Approving the Calculation of the Maximum and Applied Parcel Charges for Providing Zone M (Commercial/Industrial/Multifamily Improved Median Maintenance) Services During Fiscal Year 2015/16.
7. Adopt Resolution No. CSD 2015-25. A Resolution of the Moreno Valley Community Services District of the City of Moreno Valley, California, Approving the Calculation of the Maximum and Applied Rate for Providing Zone S (Sunnymead Boulevard Maintenance) Services During Fiscal Year 2015/16.

E.5. PUBLIC HEARING ESTABLISHING APPROPRIATIONS (“GANN”) LIMITS FOR FISCAL YEAR 2015-16 AND ADOPTION OF THE FISCAL YEAR 2015/16 – 2016/17 BUDGET (Report of: Financial & Management Services)

Recommendations: That the City Council:

1. Conduct a Public Hearing to receive public comments on the City’s appropriations limit for Fiscal Year 2015/16.
2. Adopt Resolution No. 2015-49. A Resolution of the City Council of the City of Moreno Valley, California, Adopting the Budget for Fiscal Years 2015/16 – 2016/17.
3. Approve the Business License Liaison, Fleet Maintenance Supervisor and Building Safety Supervisor job classifications.
4. Approve the position control as detailed in the Proposed Budget presented as Exhibit A.
5. Adopt Resolution No. 2015-50. A Resolution of the City Council of the City of Moreno Valley, California, Establishing the Appropriations Limit for Fiscal Year 2015/16.

Recommendations: That the Housing Authority:

1. Adopt Resolution No. HA 2015-03. A Resolution of the Moreno Valley Housing Authority of the City of Moreno Valley, California, Adopting the Budget for Fiscal Years 2015/16 – 2016/17.

Recommendations: That the CSD:

1. Conduct a Public Hearing to receive public comments on the Moreno Valley Community Services District's appropriations limit for Fiscal Year 2015/16.
2. Adopt Resolution No. CSD 2015-26. A Resolution of the Moreno Valley Community Services District of the City of Moreno Valley, California, Adopting the Budget for Fiscal Years 2015/16 – 2016/17.
3. Adopt Resolution No. CSD 2015-27. A Resolution of the Moreno Valley Community Services District of the City of Moreno Valley, California, Establishing the Appropriations Limit for Fiscal Year 2015/16.

F. ITEMS REMOVED FROM CONSENT CALENDARS FOR DISCUSSION OR SEPARATE ACTION

G. REPORTS

- G.1. CITY COUNCIL REPORTS ON REGIONAL ACTIVITIES (Informational Oral Presentation - not for Council action)
 - a) March Joint Powers Commission (JPC)
 - b) Riverside County Habitat Conservation Agency (RCHCA)
 - c) Riverside County Transportation Commission (RCTC)
 - d) Riverside Transit Agency (RTA)
 - e) Western Riverside Council of Governments (WRCOG)
 - f) Western Riverside County Regional Conservation Authority (RCA)
 - g) School District/City Joint Task Force
- G.2. CONSIDERATION OF A BALLOT MEASURE FOR WORLD LOGISTICS CENTER LEGISLATIVE ENTITLEMENTS (Report of: City Attorney)

Recommendation: That the City Council:

1. Consider whether to place the legislative entitlements for the World Logistics Center (“WLC”) project on the ballot for decision by the electorate.

G.3. CITY AUDITS AND PROGRAM REVIEWS (Report of: City Manager)

Recommendation: That the City Council:

1. Review current audit practices and discuss the Mayor’s request for a forensic or selective third-party audit(s).

G.4. SIGNATURE AUTHORITY OF CITY MANAGER (Report of: Financial & Management Services)

Recommendations: That the City Council:

1. Review the signature authority previously delegated to the City Manager by the City Council.

G.5. ADOPTION OF A RESOLUTION OF INTENT TO APPROVE AN AMENDMENT TO THE CONTRACT BETWEEN THE BOARD OF ADMINISTRATION OF THE CALIFORNIA PUBLIC EMPLOYEES’ RETIREMENT SYSTEM AND THE CITY COUNCIL OF THE CITY OF MORENO VALLEY (Report of: Administrative Services)

Recommendations: That the City Council:

1. Approve Resolution No. 2015-51. A Resolution of Intent to amend the City’s contract with CalPERS to provide Section 21548 (Pre-Retirement Option 2W Death Benefit) for service credit accumulated on and after the effective date of the amendment.
2. Introduce the required Ordinance No. 898. An Ordinance of the of the City Council of the City of Moreno Valley, California, Authorizing an Amendment to the Contract Between the City Council of the City of Moreno Valley and the Board of Administration of the California Public Employee’s Retirement System.
3. Instruct the City Clerk to provide CalPERS with the required certifications of legislative body actions.
4. Set the required ordinance for final adoption at the regular City Council meeting scheduled for July 14, 2015

G.6. REQUEST FOR CITY SPONSORSHIP OF SOUTHWEST VETERAN'S BUSINESS RESOURCE CENTER EVENT (Report of: City Manager)

Recommendations: That the City Council:

1. Evaluate a request for sponsorship funds by the Southwest Veterans Business Resource Center based on criteria prescribed in the City's Sponsorship Policy.
 2. Direct staff to actively promote the SVBRC's upcoming event in Moreno Valley Offer assistance through the City's communication programs.
- G.7. CITY MANAGER'S REPORT (Informational Oral Presentation - not for Council action)
- G.8. CITY ATTORNEY'S REPORT (Informational Oral Presentation - not for Council action)

H. LEGISLATIVE ACTIONS

H.1. ORDINANCES - 1ST READING AND INTRODUCTION

H.1.1. CONSIDERATION OF A LOBBYIST REGISTRATION ORDINANCE (Report of: City Manager)

Recommendations: That the City Council:

1. Introduce Ordinance No. 897. An Ordinance of the City Council of the City of Moreno Valley, California, adding Chapter 5.26 to Title 5 of the City of Moreno Valley Municipal Code establishing a lobbyist registration program.

H.2. ORDINANCES - 2ND READING AND ADOPTION - NONE

H.3. ORDINANCES - URGENCY ORDINANCES - NONE

H.4. RESOLUTIONS - NONE

CLOSING COMMENTS AND/OR REPORTS OF THE CITY COUNCIL, COMMUNITY SERVICES DISTRICT, CITY AS SUCCESSOR AGENCY FOR THE COMMUNITY REDEVELOPMENT AGENCY OR HOUSING AUTHORITY

Materials related to an item on this Agenda submitted to the City Council/Community Services District/City as Successor Agency for the Community Redevelopment Agency/Housing Authority or Board of Library Trustees after distribution of the agenda packet are available for public inspection in the City Clerk's office at 14177 Frederick Street during normal business hours.

ADJOURNMENT

CERTIFICATION

I, Jane Halstead, City Clerk of the City of Moreno Valley, California, certify that the City Council Agenda was posted in the following places pursuant to City of Moreno Valley Resolution No. 2007-40:

City Hall, City of Moreno Valley
14177 Frederick Street

Moreno Valley Library
25480 Alessandro Boulevard

Moreno Valley Senior/Community Center
25075 Fir Avenue

Jane Halstead, CMC,
City Clerk

Date Posted:

MINUTES
CITY COUNCIL REGULAR MEETING OF THE CITY OF MORENO VALLEY
May 26, 2015

CALL TO ORDER - 5:30 PM

SPECIAL PRESENTATIONS

1. Proclamation Recognizing National Lupus Awareness Month

2. Recognition of Emerging Leaders Council student mayor Kimberly Billingsley Scott

3. Recognize 2015 Mayor's Cup Soccer Challenge Champions - Team MoVal

4. Recognition of 2015 Riverside County Sheriff's Award Recipients a) Wesley Little, Community Service Medal b) Joseph Bonelli, Community Service Medal c) Ravyn Hrowal, Explorer of the Year d) Lieutenant Eric Hernandez, Manager of the Year e) Deputy Jonathan Bodnar, Deputy of the Year

**MINUTES
JOINT MEETING OF THE
CITY COUNCIL OF THE CITY OF MORENO VALLEY
MORENO VALLEY COMMUNITY SERVICES DISTRICT
CITY AS SUCCESSOR AGENCY FOR THE
COMMUNITY REDEVELOPMENT AGENCY OF THE
CITY OF MORENO VALLEY
MORENO VALLEY HOUSING AUTHORITY
BOARD OF LIBRARY TRUSTEES**

**REGULAR MEETING – 6:00 PM
May 26, 2015**

CALL TO ORDER

The Joint Meeting of the City Council of the City of Moreno Valley, Moreno Valley Community Services District, City as Successor Agency for the Community Redevelopment Agency of the City of Moreno Valley, Moreno Valley Housing Authority and the Board of Library Trustees was called to order at 6:07 p.m. by Mayor Jesse L. Molina in the Council Chamber located at 14177 Frederick Street.

*Mayor Jesse L. Molina announced that the City Council receives a separate stipend for CSD meetings.

PLEDGE OF ALLEGIANCE

Pledge of Allegiance was led by Frank Wright

INVOCATION

Pastor James Owens, New Beginnings Fellowship

ROLL CALL

Council:	Jesse L. Molina	Mayor
	Dr. Yxstian A. Gutierrez	Mayor Pro Tem
	Jeffrey J. Giba	Council Member
	D. LaDonna Jempson	Council Member
	George E. Price	Council Member

INTRODUCTIONS

Michelle Dawson	City Manager
John Cotti	Interim City Attorney
Jane Halstead	City Clerk
Thomas M. DeSantis	Assistant City Manager
Ahmad Ansari	Assistant City Manager

Minutes Acceptance: Minutes of May 26, 2015 6:00 PM (CONSENT CALENDAR-CITY COUNCIL)

Abdul Ahmad
 Joel Ontiveros
 Chris Paxton
 Richard Teichert
 Betsy Adams
 Mike Lee
 Allen Brock

Fire Chief
 Police Chief
 Administrative Services Director
 Chief Financial Officer
 Parks & Community Services Director
 Economic Development Director
 Community Development Director

PUBLIC COMMENTS ON ANY SUBJECT NOT ON THE AGENDA UNDER THE JURISDICTION OF THE CITY COUNCIL

Mayor Jesse L. Molina announced that there will be 45 minutes of public comments not on the agenda. The remaining public comments will be heard prior to the City Council Reports and Closing Comments. In the event that the agenda item for such public comments has not been called by 9:00 p.m., it shall be called as the next item of business following the conclusion of any item being heard at 9:00 p.m.

Deanna Reeder

1. World Logistic Center funding
2. Fairness with public speakers and other City Council members.

Scott Heveran

1. Memorial Day event
2. Ethics committee
3. Recall

Joann Stephan

1. Spoke in opposition of holding a special election for the World Logistics Center

Vivian Moreno

1. Spoke about Jeffrey Giba recall

Eduardo Gomez

1. Recall within the City Council
2. Gave a sermon

Brian Stewart

1. Crossing guard program proposals

Alice Ferguson

1. Keeping crossing guards as part of the city

Carol Wilkins

1. Crossing guard program

Michael Mccoy

1. The Press Enterprise article about tax dollars
2. World Logistic Center negotiations

Evan Morgan

1. Threat of recall and finding out who is funding it

Gabriel Colangelo

1. World Logistic Center

David Lara-Tellez

1. Opposition of the recall
2. Same rules for all developers

Leo Gonzalez

1. Lack of employment, crime rate and lack of things to do for youth are concerns with the public
2. Support of the World Logistic Center

Robert Harris

1. World Logistic Center

Nazar Hadidian

1. Not Present

Ana Cervantes

1. Concerned with the city going bankrupt.

Susan Lansang

1. Expressed concern with the issues going on with the city.

Frank Wright

1. World Logistic Center

Darline Moland-Bailey

1. EIR Report
2. Special election for the World Logistic Center

Louise Palomarez

1. Special election for the World Logistic Center

Christopher Baca

1. World Logistic Center
2. City Council decision making

Craig Givens

- 1. Citizen led charter
- 2. Recall election
- 3. Jobs in Moreno Valley

Curtis L. Gardner

- 1. History of the airport in Moreno Valley
- 2. Aquabella project and Wellness Center jobs

Tom Jerele, Sr.

- 1. Kudos for the Memorial Day and Veterans' Day events
- 2. Support of the Moreno Valley Wind Symphony
- 3. Recall and run-off elections
- 4. Opposition of city-wide vote of the World Logistic Center
- 5. City of Riverside economic value to Moreno Valley

Motion to move Item G1. Eastern Municipal Water District Water Issues Update, up on the agenda.

RESULT:	APPROVED [UNANIMOUS]
MOVER:	George E. Price, Council Member
SECONDER:	D. LaDonna Jempson, Council Member
AYES:	Molina, Gutierrez, Giba, Jempson, Price

JOINT CONSENT CALENDARS (SECTIONS A-D)

Mayor Jesse L. Molina opened the agenda items for Consent Calendars for public comments; there being none, public comments were closed.

Motion to Approve Joint Consent Calendar Items A.1 through D.2, with the minutes being amended; exception of A.9 which was removed from the agenda, and A.14 removed for separate action.

RESULT:	APPROVED [UNANIMOUS]
MOVER:	Dr. Yxstian A. Gutierrez, Mayor Pro Tem
SECONDER:	D. LaDonna Jempson, Council Member
AYES:	Molina, Gutierrez, Giba, Jempson, Price

A. CONSENT CALENDAR-CITY COUNCIL

A.1. ORDINANCES - READING BY TITLE ONLY

Recommendation: Waive reading of all Ordinances.

A.2. City Council - Regular Meeting - May 12, 2015 6:00 PM

Recommendation: Approve as submitted.

Minutes Acceptance: Minutes of May 26, 2015 6:00 PM (CONSENT CALENDAR-CITY COUNCIL)

A.3. CITY COUNCIL REPORTS ON REIMBURSABLE ACTIVITIES (Report of: City Clerk)

Recommendation:

1. Receive and file the Reports on Reimbursable Activities for the period of May 6-19, 2015.

A.4. ORDINANCE NO. 896, AN ORDINANCE OF THE CITY COUNCIL OF THE CITY OF MORENO VALLEY, CALIFORNIA, ADDING CHAPTER 11.55 TO TITLE 11 OF THE CITY OF MORENO VALLEY MUNICIPAL CODE AUTHORIZING THE GAME OF REMOTE CALLER BINGO (Received first reading and introduction on May 12, 2015 by a 5-0 Vote) (Report of: City Manager)

Recommendations: That the City Council:

1. Adopt Ordinance No. 896. An Ordinance of the City Council of the City of Moreno Valley, California, adding Chapter 11.55 to Title 11 of the City of Moreno Valley Municipal Code Authorizing the game of Remote Caller Bingo.

A.5. PAYMENT REGISTER - MARCH 2015 (Report of: Financial & Management Services)

Recommendation:

1. Receive and file the Payment Register.

A.6. AUTHORIZATION TO CLOSE PUBLIC STREETS FOR THE INDEPENDENCE DAY FESTIVITIES ON SATURDAY, JULY 4, 2015 (Report of: Parks & Community Services)

Recommendations:

1. Authorize the closure of the following streets between the hours of 6:00 a.m. and 12:00 noon for the purpose of conducting the Fourth of July Parade scheduled to take place on July 4, 2015.
 - a. Frederick Street between Centerpoint Drive and Cactus Avenue;
 - b. TownGate Boulevard between Frederick Street and Heritage Way;
 - c. TownGate Boulevard between Frederick Street, Eucalyptus Avenue and Memorial Way;
 - d. Brabham Street between Frederick Street and Andretti Street;
 - e. Eucalyptus Avenue between Pan Am Boulevard and Kochi Drive;
 - f. Atlantic Circle east of Frederick Street;
 - g. Dracaea Avenue between Pan Am Boulevard and Kochi Drive;

- h. Cottonwood Avenue between Pan Am Boulevard and Dunhill Drive;
 - i. Bay Avenue between Kristina Court and Courage Street;
 - j. Alessandro Boulevard between Elsworth and Graham Street;
 - k. Brodiaea Avenue at Frederick Street;
 - l. Resource Way between Frederick Street and Corporate Way;
 - m. Corporate Way between Calle San Juan de Los Lagos and Resource Way;
 - n. Calle San Juan De Los Lagos between Frederick Street and Veterans Way;
 - o. Veterans Way between Elsworth and Frederick Boulevard;
 - p. New Hope Drive between Veterans Way and Elsworth;
 - q. Veterans Way between Cactus Avenue and Alessandro Boulevard;
 - r. Goldencrest between Newhope Drive and Veterans Way
2. Authorize the closure of Dracaea Avenue between Morrison Street and Mascot Street, between the hours of 6:00 a.m. and 11:00 p.m., Saturday, July 4, 2015, for the purpose of conducting the Fourth of July Festival and Fireworks Program scheduled to take place on July 4, 2015.
 3. For a short period of time and immediately following the fireworks display, authorize one-way traffic on various streets, and the closure of traffic lanes, in the vicinity of Morrison Park to be directed by the Moreno Valley Police Department.

A.7. PURCHASE OF URBAN SEARCH AND RESCUE VEHICLE FROM INLAND KENWORTH INC (Report of: Fire Department)

Recommendations:

1. Waive the formal bidding process in accordance with Moreno Valley Municipal Code 3.12.260 for the purchase of (1) 4X2 two-door conventional cab Urban Search and Rescue vehicle utilizing cooperative purchasing or "piggybacking on Riverside County's bid awarded to Inland Kenworth Inc.
2. Authorize the purchase of one (1) 4x2 two-door conventional cab Urban Search and Rescue vehicle from Inland Kenworth Inc.
3. Authorize the City Manager, or her designee, to execute a purchase order in the amount of \$112,842 to Inland Kenworth Inc.
4. Authorize an annual expenditure appropriation of \$16,005 for replacement charges.

A.8. APPROVAL OF SUCCESSOR MEMORANDA OF UNDERSTANDING BETWEEN THE CITY OF MORENO VALLEY AND THE MORENO VALLEY

CITY EMPLOYEE'S ASSOCIATION, THE MORENO VALLEY MANAGEMENT ASSOCIATION AND THE MORENO VALLEY CONFIDENTIAL EMPLOYEE'S ASSOCIATION AND APPROVAL OF REVISED PERSONNEL RULES AND REGULATIONS (Report of: Administrative Services)

Recommendations:

1. Approve the successor Memoranda of Understanding (MOUs) between the City of Moreno Valley and the Moreno Valley City Employees Association (Attachment A), and Moreno Valley Management Association (Attachment B) for the period of July 1, 2015 through June 30, 2017.
2. Extend the provisions of these agreements to employees represented by the Moreno Valley Confidential Management Employees as well as those in unrepresented classifications.
3. Approve updates to the salary schedule to incorporate revisions as specified in the attached MOUs.
4. Direct the Chief Financial Officer to adjust FY 2015-16 budget appropriations as outlined in this report (projected cost of \$1,142,110 with General Fund impact projected at \$497,065) to reflect the City Council's approval of these Memoranda of Understanding.
5. Adopt the attached Personnel Rules and Regulations as modified to reflect changes in the successor MOUs.

A.9. LIST OF PERSONNEL CHANGES (Report of: Administrative Services)

Recommendation:

1. Ratify the list of personnel changes as described.

Staff requested to remove this item from the agenda.

A.10. AWARD OF AN INDEPENDENT CONTRACTOR AGREEMENT FOR BACKFLOW TESTING, REPAIR AND REPLACEMENT SERVICES (Report of: Financial & Management Services)

Recommendations:

1. Approve the Agreement for Backflow Testing, Repair and Replacement Services ("Agreement") with E.R. Block Plumbing, Inc., 10910 Hole Avenue, Riverside, CA 92505 to provide services within landscape maintenance districts managed by the City.

2. Authorize the City Manager to execute the Agreement with E.R. Block Plumbing, Inc.
3. Authorize the issuance of purchase orders for fiscal year 2015/16 to E.R. Block Plumbing, Inc. in the not-to-exceed amount of \$67,450.
4. Authorize the City Manager to execute subsequent Extensions or Amendments to the Agreement, including the authority to authorize associated purchase orders in accordance with the terms of the Agreement, subject to the approval of the City Attorney and provided sufficient funding appropriations and program approvals have been granted by the City Council.

A.11. AUTHORIZE SUBMISSION OF GRANT APPLICATIONS FOR CYCLE 2 OF THE CALIFORNIA ACTIVE TRANSPORTATION PROGRAM (ATP) (Report of: Public Works)

Recommendation:

1. Authorize submission of grant applications for Cycle 2 of the California ATP.

A.12. REPORT TO CONSIDER PUBLIC COMMENTS REGARDING THE NATIONAL POLLUTANT DISCHARGE ELIMINATION SYSTEM (NPDES) REGULATORY RATE SCHEDULE FOR NEW RESIDENTIAL AND COMMON INTEREST, COMMERCIAL, INDUSTRIAL AND QUASI-PUBLIC USE DEVELOPMENT PROPOSED FISCAL YEAR (FY) 2015/2016 ANNUAL RATES (Report of: Public Works)

Recommendations: That the City Council:

1. Conduct a Public Meeting to accept public comments regarding the "NPDES Regulatory Rate Schedule for New Residential and Common Interest, Commercial, Industrial and Quasi-Public Use Development" proposed Fiscal Year 2015/2016 annual rates.

A.13. RESOLUTION FOR THE ABATEMENT OF PUBLIC NUISANCES (Report of: Community & Economic Development)

Recommendation:

1. Adopt Resolution No. 2015-33 of the City of Moreno Valley, California, confirming assessments on certain real properties as outlined in the Property Assessment List in this staff report for the abatement of nuisances.

A.14. This item has been moved to F.

B. CONSENT CALENDAR-COMMUNITY SERVICES DISTRICT

B.1. ORDINANCES - READING BY TITLE ONLY

Recommendation: Waive reading of all Ordinances.

B.2. MINUTES - REGULAR MEETING OF MAY 12, 2015 (See A.2)

Recommendation: Approve as amended.

B.3. ADOPT RESOLUTIONS TO INITIATE PROCEEDINGS TO LEVY AN ASSESSMENT IN FISCAL YEAR 2015/16 FOR LANDSCAPE MAINTENANCE DISTRICT NO. 2014-02 (Report of: Financial & Management Services)

Recommendations:

1. Adopt Resolution No. CSD 2015-10. A Resolution of the Moreno Valley Community Services District of the City of Moreno Valley, California, Initiating Proceedings to Levy the Fiscal Year 2015/16 Assessment Against Real Property in Moreno Valley Community Services District Landscape Maintenance District No. 2014-02.
2. Adopt Resolution No. CSD 2015-11. A Resolution of the Moreno Valley Community Services District of the City of Moreno Valley, California, Approving an Engineer's Report in Connection with the 2015/16 Assessment Against Real Property in Moreno Valley Community Services District Landscape Maintenance District No. 2014-02.
3. Adopt Resolution No. CSD 2015-12. A Resolution of the Moreno Valley Community Services District of the City of Moreno Valley, California, Declaring its Intention to Levy the Fiscal Year 2015/16 Assessment Against Real Property in Moreno Valley Community Services District Landscape Maintenance District No. 2014-02.

B.4. ADOPT RESOLUTIONS TO INITIATE PROCEEDINGS TO LEVY AN ASSESSMENT IN FISCAL YEAR 2015/16 FOR LIGHTING MAINTENANCE DISTRICT NO. 2014-01 (Report of: Financial & Management Services)

Recommendations:

1. Adopt Resolution No. CSD 2015-13. A Resolution of the Moreno Valley Community Services District of the City of Moreno Valley, California, Initiating Proceedings to Levy the Fiscal Year 2015/16 Assessment Against Real Property in Moreno Valley Community Services District Lighting Maintenance District No. 2014-01.

2. Adopt Resolution No. CSD 2015-14. A Resolution of the Moreno Valley Community Services District of the City of Moreno Valley, California, Approving an Engineer's Report in Connection with the 2015/16 Assessment Against Real Property in Moreno Valley Community Services District Lighting Maintenance District No. 2014-01.
3. Adopt Resolution No. CSD 2015-15. A Resolution of the Moreno Valley Community Services District of the City of Moreno Valley, California, Declaring its Intention to Levy the Fiscal Year 2015/16 Assessment Against Real Property in Moreno Valley Community Services District Lighting Maintenance District No. 2014-01.

C. CONSENT CALENDAR - HOUSING AUTHORITY

C.1. ORDINANCES - READING BY TITLE ONLY

Recommendation: Waive reading of all Ordinances.

C.2. MINUTES - REGULAR MEETING OF MAY 12, 2015 (See A.2)

Recommendation: Approve as amended.

D. CONSENT CALENDAR - BOARD OF LIBRARY TRUSTEES

D.1. ORDINANCES - READING BY TITLE ONLY

Recommendation: Waive reading of all Ordinances.

D.2. MINUTES - REGULAR MEETING OF MAY 12, 2015 (See A.2)

Recommendation: Approve as amended.

E. PUBLIC HEARINGS

E.1. PUBLIC HEARING AND ADOPTION OF THE FISCAL YEAR 2015-2016 CAPITAL IMPROVEMENT PLAN (Report of: Public Works)

President Jesse L. Molina opened the public testimony portion of the public hearing; there being none, public testimony was closed.

Recommendations: That the City Council, the Housing Authority, and the Community Services District:

1. Conduct a public hearing and accept public comments for consideration of the adoption of the Fiscal Year (FY) 2015-2016 Capital Improvement Plan.

Recommendations: That the City Council:

1. Adopt Resolution No. 2015-35. A Resolution of the City Council of the City of Moreno Valley, California, adopting the Capital Improvement Plan for FY 2015-2016.

RESULT:	APPROVED [UNANIMOUS]
MOVER:	Jeffrey J. Giba, Council Member
SECONDER:	George E. Price, Council Member
AYES:	Molina, Gutierrez, Giba, Jempson, Price

Recommendations: That the Housing Authority:

1. Acting in its capacity as the Chairman and the Commissioners of the Moreno Valley Housing Authority of the City of Moreno Valley, adopt Resolution No. HA 2015-01. A Resolution of the Moreno Valley Housing Authority of the City of Moreno Valley, California, adopting the Capital Improvement Plan for FY 2015-2016.

RESULT:	APPROVED [UNANIMOUS]
MOVER:	Jeffrey J. Giba, Council Member
SECONDER:	Jesse L. Molina, Mayor
AYES:	Molina, Gutierrez, Giba, Jempson, Price

Recommendations: That the Community Services District:

1. Acting in its capacity as the President and the Board of Directors of the Community Services District of the City of Moreno Valley, adopt Resolution No. CSD 2015-16. A Resolution of the Community Services District of the City of Moreno Valley, California, adopting the Capital Improvement Plan for FY 2015-2016.

RESULT:	APPROVED [UNANIMOUS]
MOVER:	George E. Price, Council Member
SECONDER:	D. LaDonna Jempson, Council Member
AYES:	Molina, Gutierrez, Giba, Jempson, Price

F. ITEMS REMOVED FROM CONSENT CALENDARS FOR DISCUSSION OR SEPARATE ACTION

F.1. RESOLUTION RECOGNIZING THE COTTONWOOD GOLF CENTER AS THE LOCATION OF THE CITY OF MORENO VALLEY'S FIRST CITY HALL (Report of: Parks & Community Services)

Mayor Jesse L. Molina opened the agenda item for public comments; there being none, public comments were closed.

Recommendation:

1. Approve Resolution No. 2015-34. A Resolution of the City Council of the City of Moreno Valley, California, recognizing the Cottonwood Golf Center as the location of the City of Moreno Valley's First City Hall.

RESULT:	FAILED [2 TO 3]
MOVER:	D. LaDonna Jempson, Council Member
SECONDER:	George E. Price, Council Member
AYES:	D. LaDonna Jempson, George E. Price
NAYS:	Jesse L. Molina, Dr. Yxstian A. Gutierrez, Jeffrey J. Giba

G. REPORTS

G.1. EASTERN MUNICIPAL WATER DISTRICT WATER ISSUES UPDATE (ORAL PRESENTATION) (Report of: City Manager)

Mayor Jesse L. Molina opened the item for public comments; there being none, public comments were closed.

Item moved prior to Joint Consent Calendar.

G.2. CITY COUNCIL REPORTS ON REGIONAL ACTIVITIES (Informational Oral Presentation - not for Council action)

a) March Joint Powers Commission (MJPC)

Mayor Pro Tem Dr. Yxstian A. Gutierrez reported the MJPC made a final approval on the new environmental impact fees. He also spoke about the update on their annual trip to Washington DC, which several members, including the Chair, attended. He also reported on the progress on the March Healthcare Development and the new Behavioral Health Center. The MJPC voted to hire a consultant firm to perform an independent audit.

b) Riverside County Habitat Conservation Agency (RCHCA)

Council Member George E. Price announced the Executive Director of the agency will be retiring at the end of the year. He reported the RCHCA approved the budget for FY 2015-16. In addition, they approved the revising

of an agreement to partially recent and terminate an agreement in area 1 in facilities district 91-1 of the Moreno Valley School District.

c) Riverside County Transportation Commission (RCTC)

Mayor Jesse L. Molina spoke about an app that residents can use to improve their commute. The ie511 app provides users real time traffic for the Southern California region. The public can visit rctc.org or download the free app.

d) Riverside Transit Agency (RTA)

No report

e) Western Riverside Council of Governments (WRCOG)

Council Member Jeffrey J. Giba attended a joint WRCOG sandbag conference on May 21. They discussed health, safety and transportation. He relayed two counties participated in the meeting.

f) Western Riverside County Regional Conservation Authority (RCA)

No report

g) School District/City Task Force

No report

G.3. ANNUAL REPORT OF THE SENIOR CITIZENS' BOARD (ORAL PRESENTATION)

This item was continued to the June 16, 2015 City Council meeting.

RESULT:	CONTINUED	[UNANIMOUS]
	Next: 6/16/2015 6:00 PM	
MOVER:	Jesse L. Molina, Mayor	
SECONDER:	Jeffrey J. Giba, Council Member	
AYES:	Molina, Gutierrez, Giba, Jempson, Price	

G.4. APPOINTMENTS TO THE EMERGING LEADERS COUNCIL (ELC) (Report of: City Clerk)

Mayor Jesse L. Molina opened the item for public comments; there being none, public comments were closed.

Recommendations: That the City Council:

Minutes Acceptance: Minutes of May 26, 2015 6:00 PM (CONSENT CALENDAR-CITY COUNCIL)

1. Appoint those applicants as recommended by Mayor Jesse L. Molina and Mayor Pro Tem Dr. Yxstian A. Gutierrez: Paulina Lizarraga, Gisselle Tapia, Ranya Kamel, Nicholas Harley Quintero and Deena Kamel with terms expiring May 31, 2017. Appoint Benjamin Ochoa to fill the alternate’s opening, term expiring in two years.
2. If vacancies are not filled by a majority vote of the City Council, authorize the City Clerk to re-advertise the positions as vacant.

Motion to approve Staff's recommendation No. 1.

RESULT:	APPROVED [UNANIMOUS]
MOVER:	Jeffrey J. Giba, Council Member
SECONDER:	D. LaDonna Jempson, Council Member
AYES:	Molina, Gutierrez, Giba, Jempson, Price

G.5. AWARD CONTRACT FOR PROFESSIONAL AUDITING SERVICES (Report of: Financial & Management Services)

Mayor Jesse L. Molina opened the item for public comments; which were received from Christopher Baca and Pete Bleckert.

Recommendations: That the City Council:

1. Approve a 3-year agreement with two option years with either Vasquez & Company or The Pun Group for Professional Auditing Services in an amount not to exceed the amount included in the proposal; and
2. Authorize and direct the City Manager to sign the agreement with the selected professional auditing firm on behalf of the City and its related entities, subject to approval of the City Attorney.

Motion to approve a 3-year agreement with two option years with Vasquez & Company for Professional Auditing Services in an amount not to exceed the amount included in the proposal and authorize and direct the City Manager to sign the agreement with the selected professional auditing firm on behalf of the City and its related entities, subject to approval of the City Attorney.

RESULT:	APPROVED [4 TO 1]
MOVER:	George E. Price, Council Member
SECONDER:	D. LaDonna Jempson, Council Member
AYES:	Jesse L. Molina, Dr. Yxstian A. Gutierrez, D. LaDonna Jempson, George E. Price
NAYS:	Jeffrey J. Giba

G.6. THIRD QUARTER BUDGET REVIEW AND APPROVAL OF THE REVISED OPERATING BUDGET FOR FISCAL YEAR 2014/15 (Report of: Financial & Management Services)

Mayor Jesse L. Molina opened the item for public comments, which were received from Jeff Clayton, Christopher Baca, Roy Bleckert and Louise Palomarez.

Recommendations: That the City Council:

1. Receive and file the third quarter budget summary.
2. Adopt Resolution No. 2015-36. A Resolution of the City Council of the City of Moreno Valley, California, Adopting the Revised Operating Budgets for Fiscal Year 2014/15.
3. Approve the amendments to the Position Control Roster. Specific positions are discussed within this staff report.
4. Approve the Management Aide job classification.

Approve Staff's Recommendation Nos. 1 - 4.

RESULT:	APPROVED [UNANIMOUS]
MOVER:	Dr. Yxstian A. Gutierrez, Mayor Pro Tem
SECONDER:	George E. Price, Council Member
AYES:	Molina, Gutierrez, Giba, Jempson, Price

Recommendations: That the Housing Authority:

1. Acting in its capacity as the Chairman and Commissioners of the Moreno Valley Housing Authority, adopt Resolution No. HA 2015-02. A Resolution of the Moreno Valley Housing Authority of the City of Moreno Valley, California, Adopting the Revised Operating Budget for Fiscal Year 2014/15.

Approve Staff's Recommendation No. 1.

RESULT:	APPROVED [UNANIMOUS]
MOVER:	George E. Price, Commissioner
SECONDER:	D. LaDonna Jempson, Commissioner
AYES:	Molina, Gutierrez, Giba, Jempson, Price

G.7. APPROVE A RESOLUTION OF THE CITY COUNCIL OF THE CITY OF MORENO VALLEY, CALIFORNIA TO AMEND THE ELECTRIC RATES FOR MORENO VALLEY UTILITY (Report of: Public Works)

Mayor Jesse L. Molina opened the item for public comments; there being none, public comments were closed.

Recommendations: That the City Council:

1. Approve Resolution No. 2015-37. A Resolution of the City Council of the City of Moreno Valley, California, to Amend the Electric Rates for Moreno Valley Utility.
2. Approve the Economic Development Rate Program as a permanent program.

RESULT:	APPROVED [UNANIMOUS]
MOVER:	Jeffrey J. Giba, Council Member
SECONDER:	George E. Price, Council Member
AYES:	Molina, Gutierrez, Giba, Jempson, Price

G.8. REFUND OF APPEAL FEES - COTTONWOOD RESIDENTIAL PROJECT (PA14-0032 & PA14-0033) (Report of: Community Development)

Recommendation: That the City Council:

1. Deny the request for the additional refund of fees paid by appellants on an appeal filed on January 20, 2015 of prior January 8, 2015 City Planning Commission decisions on PA14-0032 and PA14-0033.

Motion to continue this item to June 23, 2015 City Council meeting.

RESULT:	CONTINUED	[UNANIMOUS]
	Next: 6/23/2015 6:00 PM	
MOVER:	Jesse L. Molina, Mayor	
SECONDER:	Jeffrey J. Giba, Council Member	
AYES:	Molina, Gutierrez, Giba, Jempson, Price	

G.9. TRAVEL AND RELATED BUSINESS EXPENSES (ELECTED OFFICIALS) POLICY 3.20 REVISION (Report of: City Clerk)

Recommendation: That the City Council:

Minutes Acceptance: Minutes of May 26, 2015 6:00 PM (CONSENT CALENDAR-CITY COUNCIL)

1. Provide staff direction on revisions to the policy.

Motion to continue item to the June 23, 2015 City Council meeting.

RESULT:	CONTINUED	[UNANIMOUS]
	Next: 6/23/2015 6:00 PM	
MOVER:	George E. Price, Council Member	
SECONDER:	Jesse L. Molina, Mayor	
AYES:	Molina, Gutierrez, Giba, Jempson, Price	

- G.10. CONSIDER A POTENTIAL FIRST REVISION TO GENERAL MANAGEMENT POLICY #2.44 ON ASSISTANCE TO CULTURAL AND PERFORMING GROUPS DESIGNATED "OFFICIAL CITY GROUPS" AND THE ANNUAL SPONSORSHIP OF THE MORENO VALLEY CULTURAL ARTS FOUNDATION (Report of: Parks & Community Services)

Recommendations: That the City Council:

1. Respectfully decline a request from the Moreno Valley Cultural Arts Foundation (MVCAF) for a \$5,000 sponsorship via a Fiscal Year 2014/2015 budget appropriation from the Community Services District Zone A fund balance.
2. Should the Council wish to provide sponsorship funding to the MVCAF, consider a potential first revision to General Management Policy #2.44, Assistance to Cultural and Performing Groups Designated "Official City Groups," to add a second option for "Official City Groups" designation.
3. Should the Council wish to provide sponsorship funding to the MVCAF, consider whether to designate the Moreno Valley Cultural Arts Foundation as an Official City Group under the second option for the Vanguard Art Gallery.

The Parks and Recreation Commission, after reviewing this item at a Special Meeting on April 23, 2015, recommends that the City Council not approve the proposed revision to General Management Policy #2.44, which negates any related actions.

Staff recommends approval of Recommendation #1.

Item was removed from the agenda per staff's request.

- G.11. CITY MANAGER'S REPORT

No report

G.12. CITY ATTORNEY'S REPORT

No Report

H. LEGISLATIVE ACTIONS

H.1. ORDINANCES - 1ST READING AND INTRODUCTION - NONE

H.2. ORDINANCES - 2ND READING AND ADOPTION - NONE

CLOSING COMMENTS AND/OR REPORTS OF THE CITY COUNCIL, COMMUNITY SERVICES DISTRICT, CITY AS SUCCESSOR AGENCY FOR THE COMMUNITY REDEVELOPMENT AGENCY OR HOUSING AUTHORITY

Mayor Pro Tem Dr. Yxstian A. Gutierrez

1. Announced that the Youth Council meetings are held on the 4th Monday of the month. Commented on the leadership curriculum and training component that are a part of training available to those 17 to 25 years old. The training will take place on Saturdays, 8:30 a.m. to 12:00 p.m., in the months of June and July.
2. Requested an update on the widening of Kitching Street.
3. Asked about the status of the Hire Moval Program.
4. Requested staff looks into how to become an applicant for grant money for the youth program.
5. Responded to the public comments regarding crossing guards.

Council Member D. LaDonna Jempson

1. Thanked those who attended the May 21st meet and greet. Announced the next one will take place June 25 at the Towngate Community Center, 6:00 p.m. to 8:00 p.m.
2. Commented on meetings held with city staff regarding the animal shelter. Relayed the Public Safety Sub-Committee will be discussing the animal shelter at their next meeting.

Council Member George E. Price

1. Participated in the West Coast Thunder event honoring Veterans' and thanked Bill Chamberlain.
2. Thanked staff for the Memorial Day event.
3. Attended the Feed the Vets Program and thanked Chef Basil and Gwen Cross for catering and Iddo Benzeevi for donating the tent.
4. Presented Val Verde Unified School District Superintendent Juan Lopez with a proclamation recognizing his accomplishments.
5. Announced the next Wind Symphony Concert will be held on June 4 at 7:00 p.m.
6. Invited the public to attend Coffee with a Cop on June 3, 8:00 a.m. to 10:00 a.m.
7. Responded to public comments made regarding recalls.

Council Member Jeffrey J. Giba

1. Thanked Mr. Clayton for his kind words on his behalf.
2. Invited the public to attend a meet and greet at the S Bar on May 31, at 3:00 p.m.
3. Thanked those who participated in public comments.

Mayor Jesse L. Molina

1. Thanked the citizens for participating in the City Council meeting.
2. Thanked West Coast Thunder, Riverside National Cemetery and the City of Moreno Valley for the Memorial Day events.

ADJOURNMENT

There being no further business to conduct, the meeting was adjourned at 10:36 p.m.

Submitted by:

Jane Halstead, City Clerk, CMC
 Secretary, Moreno Valley Community Services District
 Secretary, City as Successor Agency for the Community Redevelopment Agency of the
 City of Moreno Valley
 Secretary, Moreno Valley Housing Authority
 Secretary, Board of Library Trustees

Approved by:

Jesse L. Molina, Mayor
 President, Moreno Valley Community Services District
 Chairperson, City as Successor Agency for the Community Redevelopment Agency of
 the City of Moreno Valley
 Chairperson, Moreno Valley Housing Authority
 Chairperson, Board of Library Trustees



Report to City Council

TO: Mayor and City Council

FROM: Jane Halstead, City Clerk

AGENDA DATE: June 9, 2015

TITLE: CITY COUNCIL REPORTS ON REIMBURSABLE ACTIVITIES

RECOMMENDED ACTION

Recommendation:

1. Receive and file the Reports on Reimbursable Activities for the period of May 20 - June 2, 2015.

<i>Reports on Reimbursable Activities</i>			
May 20 – June 2, 2015			
Council Member	Date	Meeting	Cost
Jeffrey J. Giba	5/27/15	Moreno Valley Chamber of Commerce Wake-Up Moreno Valley	\$15.00
Dr. Yxstian A. Gutierrez		None	
D. LaDonna Jempson		None	
Jesse L. Molina		None	
George E. Price	5/27/15	Moreno Valley Chamber of Commerce Wake-Up Moreno Valley	\$15.00
	6/2/15	Moreno Valley Hispanic Chamber of Commerce	\$10.00

NOTIFICATION

Publication of the agenda.

PREPARATION OF STAFF REPORT

Prepared By:
Cindy Miller
Executive Assistant to the Mayor/City Council

Department Head Approval:
Jane Halstead
City Clerk

CITY COUNCIL GOALS

None

ATTACHMENTS

None

APPROVALS

Budget Officer Approval	<u>✓ Approved</u>
City Attorney Approval	<u>✓ Approved</u>
City Manager Approval	<u>✓ Approved</u>



Report to City Council

TO: Mayor and City Council

FROM: Richard Teichert, Chief Financial Officer

AGENDA DATE: June 9, 2015

TITLE: PAYMENT REGISTER - APRIL 2015

RECOMMENDED ACTION

Recommendation:

1. Receive and file the Payment Register.

SUMMARY

The Payment Register is an important report providing transparency of financial transactions and payments for City activity for review by the City Council and the residents and businesses in Moreno Valley. The report is posted to the City's website as soon as it is available. The report is included in the City Council agenda as an additional means of distributing the report.

The payment register lists in alphabetical order all checks and wires in the amount of \$25,000 or greater, followed by a listing in alphabetical order of all checks and wires less than \$25,000. The payment register also includes the fiscal year-to-date (FYTD) amount paid to each vendor.

PREPARATION OF STAFF REPORT

Prepared By:
Dena Heald
Financial Operations Division Manager

Department Head Approval:
Richard Teichert
Chief Financial Officer

CITY COUNCIL GOALS

None

ATTACHMENTS

1. April 2015 Payment Register

APPROVALS

Budget Officer Approval	<u>✓ Approved</u>	5/29/15 11:45 AM
City Attorney Approval	<u>✓ Approved</u>	6/01/15 8:48 AM
City Manager Approval	<u>✓ Approved</u>	6/01/15 8:48 AM



City of Moreno Valley
Payment Register
For Period 4/1/2015 through 4/30/2015

CHECKS IN THE AMOUNT OF \$25,000 OR GREATER

Vendor Name	Check/EFT Number	Payment Date	Inv Number	Invoice Description	Payment Amount
ACCELA, INC.	14810	04/27/2015	PS023322	PROFESSIONAL SERVICES DUE AT SIGNING-DEV'T SVCS. PROJECT	\$507,566.00
Remit to: CHICAGO, IL					FYTD: \$535,076.00
ATHALYE CONSULTING ENGINEERING SERVICES	14816	04/27/2015	MV-Nason-10	CONSULTANT - NASON/CACTUS TO FIR	\$25,757.91
Remit to: LAKE FOREST, CA					FYTD: \$265,828.56
COUNTY OF RIVERSIDE SHERIFF	14822	04/27/2015	SH0000025668	CONTRACT LAW ENF. BILLING #7 (12/11/14-1/7/15)	\$2,328,916.77
Remit to: RIVERSIDE, CA					FYTD: \$28,914,514.42
E. AVICO, INC	14730	04/13/2015	1064240	CONSTRUCTION - FIRE STATION #48	\$139,104.70
	14781	04/20/2015	1064254	CONSTRUCTION - FIRE STATION #48 REMODEL	\$133,598.50
Remit to: LOS ANGELES, CA					FYTD: \$334,142.55
EASTERN MUNICIPAL WATER DISTRICT	224705	04/20/2015	MAR-15 4/20/15	WATER CHARGES	\$70,038.54
	224783	04/27/2015	APR-15 4/27/15	WATER CHARGES	\$34,882.42
		04/27/2015	MAR-15 4/27/15	WATER CHARGES	
Remit to: PERRIS, CA					FYTD: \$1,418,180.63
EMPLOYMENT DEVELOPMENT DEPARTMENT	14683	04/03/2015	2015-00000367	CA TAX - STATE TAX WITHHOLDING	\$31,606.00
	14769	04/17/2015	2015-00000396	CA TAX - STATE TAX WITHHOLDING*	\$31,423.57
Remit to: SACRAMENTO, CA					FYTD: \$760,457.21
EXELON GENERATION COMPANY, LLC	14734	04/13/2015	MVEU-00012A	POWER PURCHASE-ELECTRICITY	\$607,129.28

Attachment: April 2015 Payment Register (1500 : PAYMENT REGISTER - APRIL 2015)



City of Moreno Valley
Payment Register
 For Period 4/1/2015 through 4/30/2015

CHECKS IN THE AMOUNT OF \$25,000 OR GREATER

<u>Vendor Name</u>	<u>Check/EFT Number</u>	<u>Payment Date</u>	<u>Inv Number</u>	<u>Invoice Description</u>	<u>Payment Amount</u>
Remit to: BALTIMORE, MD					<u>FYTD:</u> \$4,911,745.89
FS CONSTRUCTION	224597	04/13/2015	1675B	CONSTRUCTION - CYCLE 4	\$445,232.76
		04/13/2015	1675A	CONSTRUCTION - CYCLE 3 ACCESS RAMPS	
Remit to: SYLMAR, CA					<u>FYTD:</u> \$445,232.76
GRIFFITH COMPANY	224598	04/13/2015	6	CONSTRUCTION - PERRIS WIDENING/IRONWOOD TO MANZANITA	\$219,338.37
	224709	04/20/2015	1-Cactus	CONSTRUCTION - CACTUS/VETERANS TO HEACOCK	\$91,773.80
Remit to: BREA, CA					<u>FYTD:</u> \$2,667,955.09
HILLCREST CONTRACTING, INC	14785	04/20/2015	PB 23252	CONSTRUCTION - HEACOCK/SAN MICHELE	\$636,391.50
	14836	04/27/2015	PB 23258	CONSTRUCTION - NASON/CACTUS TO FIR	\$250,417.03
Remit to: CORONA, CA					<u>FYTD:</u> \$4,719,511.33
ICMA RETIREMENT CORP	14770	04/17/2015	2015-00000397	8030 - DEF COMP 457 - ICMA*	\$26,830.29
Remit to: BALTIMORE, MD					<u>FYTD:</u> \$426,310.98
INTERNAL REVENUE SERVICE CENTER	14685	04/03/2015	2015-00000369	FED TAX - FEDERAL TAX WITHHOLDING*	\$123,896.04
	14771	04/17/2015	2015-00000398	MEDICARE - MEDICARE TAX WITHHOLDING*	\$123,850.11
Remit to: OGDEN, UT					<u>FYTD:</u> \$2,864,621.20
KEYSTONE BUILDERS, INC	224773	04/20/2015	2	CONSTRUCTION - CORPORATE YARD FACILITY	\$206,915.32
Remit to: LOS ANGELES, CA					<u>FYTD:</u> \$274,365.32

Attachment: April 2015 Payment Register (1500 : PAYMENT REGISTER - APRIL 2015)



City of Moreno Valley
Payment Register
For Period 4/1/2015 through 4/30/2015

CHECKS IN THE AMOUNT OF \$25,000 OR GREATER

<u>Vendor Name</u>	<u>Check/EFT Number</u>	<u>Payment Date</u>	<u>Inv Number</u>	<u>Invoice Description</u>	<u>Payment Amount</u>
LIBRARY SYSTEMS & SERVICES, LLC	224540	04/06/2015	14776	LIBRARY SERVICES & MATERIALS-MAR15	\$119,417.58
		04/06/2015	14766	I.T. SERVICES FOR MAR. 2015	
	224792	04/27/2015	14827	LIBRARY SERVICES & MATERIALS-APR15	\$119,417.58
		04/27/2015	14828	I.T. SERVICES FOR APR. 2015	
Remit to: GERMANTOWN, MD					<u>FYTD:</u> \$1,193,125.80
MALLORY SAFETY AND SUPPLY	14790	04/20/2015	1817492	EVERBRIDGE MASS NOTIFICATION SYSTEM	\$37,500.00
Remit to: LONGVIEW, WA					<u>FYTD:</u> \$37,500.00
MARIPOSA HORTICULTURAL ENTERPRISES, INC.	14791	04/20/2015	68017	LANDSCAPING SERVICES - MARCH 2015	\$32,706.71
		04/20/2015	67860	LANDSCAPING - FIRE STATION #48 REMODEL	
		04/20/2015	68016	LANDSCAPING SERVICES - MARCH 2015	
		04/20/2015	68018	LANDSCAPING SERVICES - MARCH 2015	
		04/20/2015	68028	LANDSCAPE MAINT.-ZONE D-MAR 2015	
		04/20/2015	68197	LANDSCAPE MAINT. -ZONE 02 ADD'L WORK-MAR 2015	
		04/20/2015	68019	LANDSCAPING SERVICES - MARCH 2015	
		04/20/2015	66125-R	LANDSCAPE MAINT-EXTRA WORK-FS#6	
		04/20/2015	68196	LANDSCAPE MAINT. -ZONE D ADD'L WORK-MAR 2015	
Remit to: IRWINDALE, CA					<u>FYTD:</u> \$492,217.93
MARTINEZ CONCRETE, INC	224710	04/20/2015	1506-1	CONSTRUCTION - CYCLE 5 ADA ACCESS RAMPS	\$178,860.90
Remit to: AZUSA, CA					<u>FYTD:</u> \$178,860.90

Attachment: April 2015 Payment Register (1500 : PAYMENT REGISTER - APRIL 2015)



City of Moreno Valley
Payment Register
 For Period 4/1/2015 through 4/30/2015

CHECKS IN THE AMOUNT OF \$25,000 OR GREATER

<u>Vendor Name</u>	<u>Check/EFT Number</u>	<u>Payment Date</u>	<u>Inv Number</u>	<u>Invoice Description</u>	<u>Payment Amount</u>
MOHAWK RESOURCES, LTD	14707	04/06/2015	T34191	PURCHASE & INSTALLATION OF TP-16 HOIST FOR MECHANICS SHOP	\$50,004.81
		04/06/2015	T34297	PURCHASE TP-20 HOIST FOR M&O MECHANICS SHOP	
Remit to: AMSTERDAM, NY					<u>FYTD:</u> \$50,004.81
MORENO VALLEY UTILITY	224605	04/13/2015	APR-15 4/13/15	ELECTRICITY	\$67,482.40
Remit to: HEMET, CA					<u>FYTD:</u> \$820,030.64
NATIONWIDE RETIREMENT SOLUTIONS CP	14687	04/03/2015	2015-00000371	8010 - DEF COMP 457 - NATIONWIDE*	\$26,409.90
	14767	04/17/2015	2015-00000393	8020 - DEF COMP PST - NATIONWIDE*	\$26,409.90
Remit to: COLUMBUS, OH					<u>FYTD:</u> \$736,022.85
NIXON-EGLI EQUIPMENT COMPANY, INC.	224606	04/13/2015	E00112	NEW 2015 PB LOADER 51534-00/ASPHALT PATCH TRUCK-2015 FORD F-650	\$147,147.00
Remit to: ONTARIO, CA					<u>FYTD:</u> \$147,147.00
NOBLE AMERICAS ENERGY SOLUTIONS	14846	04/27/2015	150990004353003	ELECTRICITY POWER PURCHASE FOR MV UTILITY	\$170,369.70
		04/27/2015	150990004355120	ELECTRICITY-CREDIT FOR PRIOR PERIOD ADJ.-ISO TRUE-UP CHARGES	
Remit to: PASADENA, CA					<u>FYTD:</u> \$3,849,455.20
ONESOURCE DISTRIBUTORS, INC.	14793	04/20/2015	S4552364.002	EMERGENCY REPLACEMENT EQUIPMENT	\$27,577.80
Remit to: OCEANSIDE, CA					<u>FYTD:</u> \$1,159,371.36
PERS HEALTH INSURANCE	14808	04/08/2015	W150401	EMPLOYEE HEALTH INSURANCE	\$182,453.60

Attachment: April 2015 Payment Register (1500 : PAYMENT REGISTER - APRIL 2015)



**City of Moreno Valley
Payment Register
For Period 4/1/2015 through 4/30/2015**

CHECKS IN THE AMOUNT OF \$25,000 OR GREATER

<u>Vendor Name</u>	<u>Check/EFT Number</u>	<u>Payment Date</u>	<u>Inv Number</u>	<u>Invoice Description</u>	<u>Payment Amount</u>	
Remit to: SACRAMENTO, CA					FYTD: \$1,848,977.75	
RIVERSIDE COUNTY HABITAT CONSERVATION	224627	04/13/2015	1ST QTR 2015	STEPHEN'S KANGAROO RAT MITIGATION FEES-1ST QTR ENDING 3/31/15	\$36,165.00	
Remit to: RIVERSIDE, CA					FYTD: \$46,990.00	
RIVERSIDE HOUSING DEVELOPMENT CORP.	14714	04/06/2015	22862 ADRIENNE-3	MULTI FAMILY AFFORDABLE HOUSING-22862 ADRIENNE AVE	\$58,373.15	
Remit to: RIVERSIDE, CA					FYTD: \$291,405.14	
SOUTHERN CALIFORNIA EDISON 1	224613	04/13/2015	7500530498	WDAT CHARGES-24417 NANDINA AVE. SUBSTATION	\$48,095.19	
		04/13/2015	7500532423	RELIABILITY SERVICE-DLAP_SCE_SEES_HV		
		04/13/2015	7500530491	WDAT CHARGES-GRAHAM ST. LOCATION		
		04/13/2015	7500530493	WDAT CHARGES-NANDINA AVE. LOCATION		
		04/13/2015	7500530495	WDAT CHARGES-SUBSTATION 115KV INTERCONNECTION		
		04/13/2015	7500530494	WDAT CHARGES-FREDERICK AVE. LOCATION		
		04/13/2015	7500530490	WDAT CHARGES-IRIS AVE. LOCATION		
		04/13/2015	7500530492	WDAT CHARGES-GLOBE ST. LOCATION		
		224724	04/20/2015	587-9520 MAR-15	ELECTRICITY-FERC CHARGES	\$163,748.10
			04/20/2015	MAR-15 4/20/15	ELECTRICITY	
224804	04/27/2015	APR-15 4/27/15	721-3449 MAR-15	IFA CHARGES-SUBSTATION		
		04/27/2015	APR-15 4/27/15	ELECTRICITY	\$26,451.15	
		04/27/2015	MAR-15 4/27/15	ELECTRICITY		
		04/27/2015	707-6081/MAR15	ELECTRICITY		
Remit to: ROSEMEAD, CA					FYTD: \$2,642,550.76	

Attachment: April 2015 Payment Register (1500 : PAYMENT REGISTER - APRIL 2015)



City of Moreno Valley
Payment Register
 For Period 4/1/2015 through 4/30/2015

CHECKS IN THE AMOUNT OF \$25,000 OR GREATER

<u>Vendor Name</u>	<u>Check/EFT Number</u>	<u>Payment Date</u>	<u>Inv Number</u>	<u>Invoice Description</u>	<u>Payment Amount</u>
STANDARD INSURANCE CO	14752	04/13/2015	150401a	LIFE & DISABILITY INSURANCE	\$25,281.42
Remit to: PORTLAND, OR					<u>FYTD:</u> \$270,544.36
STEINY AND COMPANY, INC	224614	04/13/2015	4540-004	CONSTRUCTION - ITS DEPLOYMENT 1A	\$39,651.53
		04/13/2015	4540-004A	CONSTRUCTION - ITS DEPLOYMENT 1A	
	224806	04/27/2015	4540-005R	CONSTRUCTION - RETENTION - ITS DEPLOYMENT 1A	\$72,087.29
		04/27/2015	4585-001	INSTALLATION OF NEW PVC 80 CONDUITS-HEACOCK ST & SUNNYMD RNCH PW	
Remit to: BALDWIN PARK, CA					<u>FYTD:</u> \$388,564.92
TAYLOR TENNIS COURTS, INC.	224807	04/27/2015	9211	RESURFACE JFK AND WOODLAND PARK TENNIS COURTS	\$33,360.00
Remit to: ANAHEIM, CA					<u>FYTD:</u> \$58,995.00
THE ADVANTAGE GROUP/ FLEX ADVANTAGE	14718	04/06/2015	201504	APRIL 2015 RETIREE MEDICAL BENEFIT BILLING	\$42,736.17
		04/06/2015	2015-00000362	4511 - FSA - MED CARE REIMB 2015*	
Remit to: TEMECULA, CA					<u>FYTD:</u> \$193,374.77
THINK TOGETHER, INC	14755	04/13/2015	111-14/15-8	ASES PROGRAM MANAGEMENT SERVICES	\$493,437.50
Remit to: SANTA ANA, CA					<u>FYTD:</u> \$3,960,547.77
U.S. BANK/CALCARDS	14720	04/06/2015	03-27-15	PAYMENT FOR MAR 2015 CALCARD ACTIVITY	\$151,721.42
Remit to: ST. LOUIS, MO					<u>FYTD:</u> \$1,861,033.26
WELLS FARGO CORPORATE TRUST	14805	04/17/2015	W150402	2007 TAXABLE LRB DEBT SERVICE	\$1,161,244.15
	14806	04/17/2015	W150403	2013 PARTIAL REFUNDING OF 2005 LRB DEBT SVC	\$269,253.97

Attachment: April 2015 Payment Register (1500 : PAYMENT REGISTER - APRIL 2015)



City of Moreno Valley
Payment Register
For Period 4/1/2015 through 4/30/2015

CHECKS IN THE AMOUNT OF \$25,000 OR GREATER

<u>Vendor Name</u>	<u>Check/EFT Number</u>	<u>Payment Date</u>	<u>Inv Number</u>	<u>Invoice Description</u>	<u>Payment Amount</u>
WELLS FARGO CORPORATE TRUST	14807	04/17/2015	W150404	2014 PARTIAL REFUNDING OF 2005 LRB DEBT SVC	\$505,115.14
Remit to: LOS ANGELES, CA					<u>FYTD:</u> \$7,753,618.46
WEST COAST ARBORISTS, INC.	224620	04/13/2015	102640-A	TREE TRIMMING/REMOVAL SERVICES-ZONE E-7 & SD LMD ZN 02	\$34,755.00
		04/13/2015	104399	TREE TRIMMING/REMOVAL SERVICES-ZONE D	
		04/13/2015	103143-A	TREE TRIMMING/REMOVAL SERVICES-ZONES D, E-7, SD LMD ZN 06 & 07	
Remit to: ANAHEIM, CA					<u>FYTD:</u> \$92,005.00
WRCOG WESTERN RIVERSIDE CO. OF GOVT'S.	224622	04/13/2015	MAR-15 TUMF	TUMF FEES COLLECTED FOR 3/1-3/31/15	\$661,952.68
Remit to: RIVERSIDE, CA					<u>FYTD:</u> \$4,870,923.75
WRCRCA	224623	04/13/2015	MAR-2015 MSHCP	MSHCP FEES COLLECTED FOR MARCH 2015	\$58,053.60
Remit to: RIVERSIDE, CA					<u>FYTD:</u> \$318,745.23
TOTAL AMOUNTS OF \$25,000 OR GREATER					\$11,101,909.25

Attachment: April 2015 Payment Register (1500 : PAYMENT REGISTER - APRIL 2015)



City of Moreno Valley
Payment Register
For Period 4/1/2015 through 4/30/2015

CHECKS UNDER \$25,000

<u>Vendor Name</u>	<u>Check/EFT Number</u>	<u>Payment Date</u>	<u>Inv Number</u>	<u>Invoice Description</u>	<u>Payment Amount</u>
24 HOUR FITNESS USA INC	224629	04/13/2015	OVERPAYMENT	OVERPAYMENT FALSE ALARM	\$126.20
Remit to: CARLSBAD, CA					<u>FYTD:</u> \$126.20
A TENDER LOVE & CARE, FFA/DR. SHARADA VEGI	224737	04/20/2015	CK#210928 1/9/12	REISSUE UNCLAIMED CHECK	\$298.00
Remit to: MORENO VALLEY, CA					<u>FYTD:</u> \$298.00
ABILITY COUNTS, INC	14809	04/27/2015	ACI11563	LANDSCAPE MAINT-CFD#1-MAR15	\$2,065.00
Remit to: CORONA, CA					<u>FYTD:</u> \$20,650.00
ACCESS SECURITY CONTROLS INT., INC.	224580	04/13/2015	15-1364	QUARTERLY MONITORING-SUNNYMEAD M/S (APR-JUN15)	\$150.00
		04/13/2015	15-1363	QUARTERLY MONITORING-ERC (APR-JUN 2015)	
Remit to: TEMECULA, CA					<u>FYTD:</u> \$600.00
ACE GLASS	224630	04/13/2015	BL#26181-YR2015	REFUND OF OVERPAYMENT #26181	\$237.85
Remit to: MORENO VALLEY, CA					<u>FYTD:</u> \$237.85
ACE SMOG	224738	04/20/2015	BL#15589-YR2015	REFUND OF OVERPAYMENT FOR BL#15589	\$71.63
Remit to: PERRIS, CA					<u>FYTD:</u> \$71.63
ACTION DOOR REPAIR CORP.	14773	04/20/2015	92895	NORTHWEST APPARATUS BAY DOOR REPAIRS-LESS CM 93254 (\$210.00)	\$322.67
Remit to: ORLANDO, FL					<u>FYTD:</u> \$19,193.85
ADLERHORST INTERNATIONAL INC.	14774	04/20/2015	30708	MONTHLY K-9 TRAINING-APR15	\$435.81
		04/20/2015	30738	SUPPLIES FOR K-9 OZZI	

Attachment: April 2015 Payment Register (1500 : PAYMENT REGISTER - APRIL 2015)



City of Moreno Valley
Payment Register
For Period 4/1/2015 through 4/30/2015

CHECKS UNDER \$25,000

<u>Vendor Name</u>	<u>Check/EFT Number</u>	<u>Payment Date</u>	<u>Inv Number</u>	<u>Invoice Description</u>	<u>Payment Amount</u>
Remit to: RIVERSIDE, CA					FYTD: \$5,015.31
ADVANCE REFRIGERATION & ICE SYSTEMS, INC	14775	04/20/2015	3284-39062	INITIAL SERVICE CALL-FS#2	\$3,382.08
		04/20/2015	3284-39593	NEW ICE MACHINE FOR FS#2	
Remit to: RIVERSIDE, CA					FYTD: \$24,714.99
ADVANCED ELECTRIC	224531	04/06/2015	11251	ELECTRICAL WORKS-CITY HALL (COMPUTER SERVER ROOM)	\$482.00
		04/06/2015	11245	ELECTRICAL SERVICES-CITY HALL, 1ST FLR	
	224774	04/27/2015	11274	ELECTRICAL SERVICES-PEDRORENA PARK	\$2,347.08
		04/27/2015	11278	ELECTRICAL SERVICES-JFK PARK	
		04/27/2015	11275	ELECTRICAL SERVICES-VICTORIANO PARK	
		04/27/2015	11260	ELECTRICAL SERVICES-CELEBRATION PARK	
		04/27/2015	11273	ELECTRICAL SERVICES-LASSELLE SPORTS PARK	
Remit to: RIVERSIDE, CA					FYTD: \$145,733.07
AEI-CASC ENGINEERING	14691	04/06/2015	0033200	PLAN CHECK SVCS-PWQMP	\$1,078.50
Remit to: COLTON, CA					FYTD: \$16,628.56
AEROTEK, INC.	14811	04/27/2015	OP05612739	TEMPORARY STAFF SERVICES-CODE 3/30-4/3/15	\$2,144.52
		04/27/2015	OP05598466	TEMPORARY STAFF SERVICES-CODE 3/22-3/28/15	
		04/27/2015	OP05626371	TEMPORARY STAFF SERVICES-CODE 4/6-4/10/15	
Remit to: CHICAGO, IL					FYTD: \$5,403.72
AIR EXCHANGE INC	224581	04/13/2015	35641	PLYMOVENT MAINT & REPAIR-FS#48	\$567.68
Remit to: FAIRFIELD, CA					FYTD: \$4,875.21

Attachment: April 2015 Payment Register (1500 : PAYMENT REGISTER - APRIL 2015)



**City of Moreno Valley
Payment Register
For Period 4/1/2015 through 4/30/2015**

CHECKS UNDER \$25,000

<u>Vendor Name</u>	<u>Check/EFT Number</u>	<u>Payment Date</u>	<u>Inv Number</u>	<u>Invoice Description</u>	<u>Payment Amount</u>
ALBERT A. WEBB ASSOCIATES	14812	04/27/2015	151295	CONSULTANT - EAST SUNNYMEAD STORM DRAIN	\$1,300.00
Remit to: RIVERSIDE, CA					<u>FYTD:</u> \$95,236.51
ALCAL SPECIALTY CONTRACTING, INC	224631	04/13/2015	BL#12811-YR2015	REFUND OF OVERPAYMENT FOR BL#12811	\$59.20
Remit to: SACRAMENTO, CA					<u>FYTD:</u> \$59.20
ALESSANDRO TIRES & AUTOMOTIVE	224632	04/13/2015	BL#18799-YR2015	REFUND OF OVERPAYMENT #18799	\$115.84
Remit to: MORENO VALLEY, CA					<u>FYTD:</u> \$115.84
ALL ABOUT ANIMALS NJ RESCUE	224739	04/20/2015	R15-081740	AS REFUND-SPAY/NEUTER DEPOSIT	\$75.00
Remit to: BRICK, NJ					<u>FYTD:</u> \$75.00
ALLIANT INSURANCE SERVICES	224582	04/13/2015	1/1-3/31/15	SPECIAL EVENT INSURANCE-POLICY# SEP41017	\$3,203.15
Remit to: NEWPORT BEACH, CA					<u>FYTD:</u> \$24,333.42
ALTERNATIVES TO DOMESTIC VIOLENCE	14724	04/13/2015	JAN-2015	DOMESTIC VIOLENCE SERVICES-CDBG REIMB.	\$797.16
Remit to: RIVERSIDE, CA					<u>FYTD:</u> \$9,030.73
AMADOR, RAMON	224822	04/27/2015	1233329	REFUND ON RENTAL DEPOSIT FOR CONTRACT #27008	\$300.00
Remit to: MORENO VALLEY, CA					<u>FYTD:</u> \$300.00
AMERICAN FORENSIC NURSES	14692	04/06/2015	66169	PHLEBOTOMY SERVICES	\$1,055.00
		04/06/2015	66142	PHLEBOTOMY SERVICES	
		04/06/2015	66170	PHLEBOTOMY SERVICES	
		04/27/2015	66226	PHLEBOTOMY SERVICES	
	14813	04/27/2015	66226	PHLEBOTOMY SERVICES	\$1,240.00

Attachment: April 2015 Payment Register (1500 : PAYMENT REGISTER - APRIL 2015)



City of Moreno Valley
Payment Register
For Period 4/1/2015 through 4/30/2015

CHECKS UNDER \$25,000

Vendor Name	Check/EFT Number	Payment Date	Inv Number	Invoice Description	Payment Amount
AMERICAN FORENSIC NURSES	14813	04/27/2015	66198	PHLEBOTOMY SERVICES	\$1,240.00
		04/27/2015	66227	PHLEBOTOMY SERVICES	
Remit to: PALM SPRINGS, CA					FYTD: \$24,705.00
AMERICAN TOWERS	14725	04/13/2015	151296526	RADIO EQUIPMENT TOWER LEASE-APR15	\$3,291.75
Remit to: CHARLOTTE, NC					FYTD: \$32,492.25
AMERICAN TRAFFIC PRODUCTS	224532	04/06/2015	15-13495	PAINT MATERIALS (EPOXY)	\$440.37
Remit to: FONTANA, CA					FYTD: \$3,101.55
AMTECH ELEVATOR SERVICES	224700	04/20/2015	DVB31910005	REPAIR OF DOOR LOCK COIL ON THE WHEELCHAIR LIFT- SENIOR CTR	\$483.00
Remit to: PASADENA, CA					FYTD: \$5,335.13
ANIMAL EMERGENCY CLINIC, INC.	14726	04/13/2015	146AE	AFTER HOURS EMERGENCY VET SVCS	\$140.00
		04/13/2015	146AD	AFTER HOURS EMERGENCY VET SVCS	
Remit to: GRAND TERRACE, CA					FYTD: \$892.00
ANIMAL PEST MANAGEMENT SERVICES, INC.	14814	04/27/2015	138738	PEST CONTROL SVCS-MARCH FIELD CNTR	\$1,525.50
		04/27/2015	138735	PEST CONTROL SVCS-CITY PARKS	
		04/27/2015	138846	PEST CONTROL SVCS-GOLF COURSE	
		04/27/2015	138737	PEST CONTROL SVCS-MARB/CHILD CARE GRNDS/BALLFIELDS	
		04/27/2015	138830	PEST CONTROL SVCS-CFD #1	
		04/27/2015	138736	PEST CONTROL SVCS-SCE ESMNT/AQDCT/BIKEWAY	
Remit to: CHINO, CA					FYTD: \$16,380.00

Attachment: April 2015 Payment Register (1500 : PAYMENT REGISTER - APRIL 2015)



City of Moreno Valley
Payment Register
 For Period 4/1/2015 through 4/30/2015

CHECKS UNDER \$25,000

<u>Vendor Name</u>	<u>Check/EFT Number</u>	<u>Payment Date</u>	<u>Inv Number</u>	<u>Invoice Description</u>	<u>Payment Amount</u>
APONTE, JORGE	224823	04/27/2015	MVU 7008719-04	SOLAR INCENTIVE REBATE	\$5,246.50
Remit to: MORENO VALLEY, CA					<u>FYTD:</u> \$5,246.50
ARCINIEGA, DINA	224633	04/13/2015	MVU 7009144-05	SOLAR INCENTIVE REBATE	\$12,507.25
Remit to: MORENO VALLEY, CA					<u>FYTD:</u> \$12,507.25
ARROWHEAD WATER	14815	04/27/2015	05D0029647997	WATER PURIF. UNIT RENTAL-FIRE ST. #58	\$404.85
		04/27/2015	05D0032414377	WATER PURIF. UNIT RENTAL-PUBLIC SAFETY BLDG.	
		04/27/2015	05D0032389744	WATER PURIF. UNIT RENTAL-FIRE ST. #99	
		04/27/2015	05D0030878268	WATER PURIF. UNIT RENTAL-EOC	
		04/27/2015	05D0029648052	WATER PURIF. UNIT RENTAL-FIRE ST. #65	
		04/27/2015	05D0029648037	WATER PURIF. UNIT RENTAL-FIRE ST. #91	
		04/27/2015	05D0029647948	WATER PURIF. UNIT RENTAL-FIRE ST. #48	
		04/27/2015	05D0029115144	WATER PURIF. UNIT RENTAL-LIBRARY	
		04/27/2015	05D0029115110	WATER PURIF. UNITS RENTAL-CITY YARD & TRANSP. TRAILER	
		04/27/2015	05C0029115359	WATER PURIF. UNIT RENTAL-CRC	
		04/27/2015	05C0029115201	WATER PURIF. UNIT RENTAL-SENIOR CENTER	
		04/27/2015	05C0029115177	WATER PURIF. UNIT RENTAL-ANIMAL SHELTER	
		04/27/2015	05D0029647914	WATER PURIF. UNIT RENTAL-FIRE ST. #6	
Remit to: LOUISVILLE, KY					<u>FYTD:</u> \$5,856.83
ASIAN IMPORT MARKET	224634	04/13/2015	BL#19559-YR2015	REFUND OF OVERPAYMENT FOR BL#19559	\$78.47
Remit to: MORENO VALLEY, CA					<u>FYTD:</u> \$78.47
ASSA ABLOY ENTRANCE SYSTEMS US, INC	224635	04/13/2015	BL#19612-YR2015	REFUND OF OVERPAYMENT FOR BL#19612	\$60.76

Attachment: April 2015 Payment Register (1500 : PAYMENT REGISTER - APRIL 2015)



**City of Moreno Valley
Payment Register
For Period 4/1/2015 through 4/30/2015**

CHECKS UNDER \$25,000

<u>Vendor Name</u>	<u>Check/EFT Number</u>	<u>Payment Date</u>	<u>Inv Number</u>	<u>Invoice Description</u>	<u>Payment Amount</u>
Remit to: MONROE, NC					<u>FYTD:</u> \$60.76
ASTORGA, DANNY	224583	04/13/2015	WINTER 2015	TUITION REIMBURSEMENT	\$681.44
Remit to: MORENO VALLEY, CA					<u>FYTD:</u> \$1,226.44
AT&T/MCI	224775	04/27/2015	6163179	LANDLINE PHONE SVC-GANG TASK FORCE	\$884.84
Remit to: CAROL STREAM, IL					<u>FYTD:</u> \$2,144.66
BARAJAS, ROSEMARY/DALE	224824	04/27/2015	CK#211374	REISSUE UNCLAIMED CHECK	\$69.00
Remit to: MORENO VALLEY, CA					<u>FYTD:</u> \$69.00
BARRY I. LUDWIG MD, INC.	224776	04/27/2015	237691 3/10/15	EXPERT RETAINER SERVICES-RE: DAVIS, MICHELLE	\$4,560.00
		04/27/2015	237691 3/25/15	MEDICAL EXPERT SERVICES-RE: DAVIS, MICHELLE	
Remit to: LOS ANGELES, CA					<u>FYTD:</u> \$4,560.00
BAUR, SHERRY	224825	04/27/2015	MVU 700955802	SOLAR INCENTIVE REBATE	\$8,650.25
Remit to: MORENO VALLEY, CA					<u>FYTD:</u> \$8,650.25
BAUTISTA, ABEL	224741	04/20/2015	BL#24068-YR2015	REFUND OF OVERPAYMENT FOR BL#24068	\$62.00
Remit to: MORENO VALLEY, CA					<u>FYTD:</u> \$62.00
BENITEZ, FERNANDO	224636	04/13/2015	MVU 7008964-06	SOLAR INCENTIVE REBATE	\$7,190.75
Remit to: MORENO VALLEY, CA					<u>FYTD:</u> \$7,190.75
BENNETT, TIFFANY	224637	04/13/2015	R15-084230	AS REFUND - TRAP DEPOSIT	\$50.00
Remit to: MORENO VALLEY, CA					<u>FYTD:</u> \$50.00

Attachment: April 2015 Payment Register (1500 : PAYMENT REGISTER - APRIL 2015)



City of Moreno Valley
Payment Register
 For Period 4/1/2015 through 4/30/2015

CHECKS UNDER \$25,000

<u>Vendor Name</u>	<u>Check/EFT Number</u>	<u>Payment Date</u>	<u>Inv Number</u>	<u>Invoice Description</u>	<u>Payment Amount</u>
BENNISSAN, MORI	224826	04/27/2015	MV2141104009	REFUND-PARKING CITATION OVERPAYMENT	\$240.00
Remit to: VALLEY VILLAGE, CA					<u>FYTD:</u> \$240.00
BERRY , FELICIA	224638	04/13/2015	R14-079893	AS REFUND - SPAY/NEUTER DEPOSIT	\$75.00
Remit to: MENIFEE, CA					<u>FYTD:</u> \$75.00
BIO-TOX LABORATORIES	224777	04/27/2015	30296	BLOOD TOXICOLOGY ANALYSIS	\$4,197.94
		04/27/2015	30303	BLOOD TOXICOLOGY ANALYSIS	
		04/27/2015	30291	BLOOD TOXICOLOGY ANALYSIS	
		04/27/2015	30304	BLOOD TOXICOLOGY ANALYSIS	
Remit to: RIVERSIDE, CA					<u>FYTD:</u> \$55,626.18
BOLOGNESI, JOE	224557	04/06/2015	3/9/15-5/16/16	REIMB-TRAINING FEES AT BEN CLARK TRAINING CTR	\$143.17
Remit to: RIVERSIDE, CA					<u>FYTD:</u> \$143.17
BOND COLLISION, MS LANA FRAUSTO	224639	04/13/2015	14150320	REFUND FOR APPEAL CITATION	\$31.00
Remit to: MORENO VALLEY, CA					<u>FYTD:</u> \$31.00
BOURBONNAIS, DANIEL	224827	04/27/2015	MV1130905001	REFUND-PARKING CITATION OVERPAYMENT	\$115.00
Remit to: APPLE VALLEY, CA					<u>FYTD:</u> \$115.00
BOX SPRINGS MUTUAL WATER COMPANY	224584	04/13/2015	1085-1 3/27/15	WATER ASSESSMENT ON VACANT LOT OWNED BY THE HOUSING AUTHORITY	\$254.41
		04/13/2015	1086-1 3/27/15	WATER ASSESSMENT ON VACANT LOT OWNED BY THE HOUSING AUTHORITY	
		04/13/2015	721-1 3/26/15	WATER USAGE-ZONE 01 TOWNGATE	

Attachment: April 2015 Payment Register (1500 : PAYMENT REGISTER - APRIL 2015)



City of Moreno Valley
Payment Register
 For Period 4/1/2015 through 4/30/2015

CHECKS UNDER \$25,000

<u>Vendor Name</u>	<u>Check/EFT Number</u>	<u>Payment Date</u>	<u>Inv Number</u>	<u>Invoice Description</u>	<u>Payment Amount</u>
BOX SPRINGS MUTUAL WATER COMPANY	224584	04/13/2015	1084-1 3/27/15	WATER ASSESSMENT ON VACANT LOT OWNED BY THE HOUSING AUTHORITY	\$254.41
		04/13/2015	80-4 3/27/15	WATER ASSESSMENT ON VACANT LOT OWNED BY THE HOUSING AUTHORITY	
		04/13/2015	204-9 3/27/15	WATER ASSESSMENT ON VACANT LOT OWNED BY THE HOUSING AUTHORITY	
		04/13/2015	1087-1 3/27/15	WATER ASSESSMENT ON VACANT LOT OWNED BY THE HOUSING AUTHORITY	
		04/13/2015	1088-1 3/27/15	WATER ASSESSMENT ON VACANT LOT OWNED BY THE HOUSING AUTHORITY	
	04/13/2015	189-13 3/27/15	WATER ASSESSMENT ON VACANT LOT OWNED BY THE HOUSING AUTHORITY		
Remit to: MORENO VALLEY, CA					<u>FYTD:</u> \$3,494.65
BRADY'S AUTOMOTIVE	224640	04/13/2015	BL#13045-YR2015	REFUND OF OVERPAYMENT FOR BL#13045	\$91.61
Remit to: MORENO VALLEY, CA					<u>FYTD:</u> \$91.61
BRIGHTON, WILLIAM	224558	04/06/2015	R15-080791	AS REFUND-SPAY/NEUTER DEPOSIT	\$75.00
Remit to: MORENO VALLEY, CA					<u>FYTD:</u> \$75.00
BUNYAK, STEVE	224742	04/20/2015	BL#27854-YR2015	REFUND OF OVERPAYMENT FOR BL#27854	\$54.00
Remit to: MORENO VALLEY, CA					<u>FYTD:</u> \$54.00
B-WISE CAPITAL MANAGEMENT, INC	224740	04/20/2015	BL#25001-YR2015	REFUND OF OVERPAYMENT FOR BL#25001	\$88.64
Remit to: SAN DIMAS, CA					<u>FYTD:</u> \$88.64
CAGE, KATHRYN	224743	04/20/2015	1233987	COTTONWOOD RENTAL REFUND DEPOSIT	\$200.00

Attachment: April 2015 Payment Register (1500 : PAYMENT REGISTER - APRIL 2015)



City of Moreno Valley
Payment Register
 For Period 4/1/2015 through 4/30/2015

CHECKS UNDER \$25,000

<u>Vendor Name</u>	<u>Check/EFT Number</u>	<u>Payment Date</u>	<u>Inv Number</u>	<u>Invoice Description</u>	<u>Payment Amount</u>
Remit to: HEMET, CA					<u>FYTD:</u> \$200.00
CALGO VEBA CITY OF MORENO VALLEY	14693	04/06/2015	2015-00000355	4020 - EXEC VEBA*	\$8,967.50
	14776	04/20/2015	2015-00000374	4020 - EXEC VEBA*	\$1,987.08
Remit to: MORENO VALLEY, CA					<u>FYTD:</u> \$187,049.97
CALIFORNIA BUILDING STANDARDS COMMISSION	224778	04/27/2015	1ST QTR 2015	SB 1473 FEES COLLECTED FOR 1/1-3/31/15	\$437.40
Remit to: SACRAMENTO, CA					<u>FYTD:</u> \$8,337.60
CALIFORNIA DEPT. OF FISH & GAME	224554	04/06/2015	YEAR 2014-ADDL	FILING FEE INCREASE-POORMANS RESERVOIR ANNUAL REPORTING	\$10.75
Remit to: ONTARIO, CA					<u>FYTD:</u> \$122.75
CALIFORNIA SHOPPING CART RETRIEVAL CORP.	14727	04/13/2015	155239	SHOPPING CART RETRIEVAL SVCS-FEB15	\$1,800.00
Remit to: LOS ANGELES, CA					<u>FYTD:</u> \$16,200.00
CALIFORNIA UTILITIES EMERGENCY ASSOCIATION	224585	04/13/2015	1516009	ANNUAL MEMBERSHIP DUES FOR 2015/16	\$500.00
Remit to: RANCHO CORDOVA, CA					<u>FYTD:</u> \$500.00
CAMPBELL, RICK	224828	04/27/2015	R15-084348	AS REFUND-RABIES DEPOSIT	\$20.00
Remit to: PERRIS, CA					<u>FYTD:</u> \$20.00
CANNAN CONSTRUCTION, INC.	224559	04/06/2015	B1500539	REFUND-BUILDING PERMIT OVERPAYMENT	\$200.10
Remit to: TUSTIN, CA					<u>FYTD:</u> \$200.10

Attachment: April 2015 Payment Register (1500 : PAYMENT REGISTER - APRIL 2015)



City of Moreno Valley
Payment Register
For Period 4/1/2015 through 4/30/2015

CHECKS UNDER \$25,000

<u>Vendor Name</u>	<u>Check/EFT Number</u>	<u>Payment Date</u>	<u>Inv Number</u>	<u>Invoice Description</u>	<u>Payment Amount</u>
CASTRO , MARIA	224829	04/27/2015	R15-083800	AS REFUND-SPAY/NEUTER DEPOSIT	\$75.00
Remit to: RIVERSIDE, CA					<u>FYTD:</u> \$75.00
CENTRAL OCCUPATIONAL MEDICINE PROVIDERS	14728	04/13/2015	04CTY107-0340619	PRE-EMPLOYMENT PHYSICAL/DRUG TESTING	\$1,242.50
		04/13/2015	04CTY107-0340528	PRE-EMPLOYMENT PHYSICAL/DRUG TESTING	
		04/13/2015	04CTY107-0340927	PRE-EMPLOYMENT PHYSICAL/DRUG TESTING	
	14817	04/27/2015	04CTY107-0343453	PRE-EMPLOYMENT PHYSICAL/DRUG TESTING	\$2,190.22
		04/27/2015	04CTY107-0342845	PRE-EMPLOYMENT PHYSICAL/DRUG TESTING	
		04/27/2015	04CTY107-0343376	PRE-EMPLOYMENT PHYSICAL/DRUG TESTING	
		04/27/2015	04CTY123-0342962	PRE-EMPLOYMENT PHYSICAL/DRUG TESTING	
		04/27/2015	01CTY107-0375579	PRE-EMPLOYMENT PHYSICAL/DRUG TESTING	
		04/27/2015	04CTY107-0342534	PRE-EMPLOYMENT PHYSICAL/DRUG TESTING	
		04/27/2015	04CTY123-0342140	PRE-EMPLOYMENT PHYSICAL/DRUG TESTING	
Remit to: RIVERSIDE, CA					<u>FYTD:</u> \$10,627.77
CHANCY, CHIZURU	224701	04/20/2015	MAR-2015	INSTRUCTOR SERVICES-TAHITIAN & HAWAIIAN DANCE CLASSES	\$401.40
		04/20/2015	FEB-2015	INSTRUCTOR SERVICES-TAHITIAN & HAWAIIAN DANCE CLASSES	
		04/20/2015	JAN-2015	INSTRUCTOR SERVICES-HAWAIIAN DANCE CLASSES	
Remit to: MORENO VALLEY, CA					<u>FYTD:</u> \$1,394.40
CHANDLER ASSET MANAGEMENT, INC	14818	04/27/2015	17085	INVESTMENT MANAGEMENT SVCS-MAR15	\$4,084.00
Remit to: SAN DIEGO, CA					<u>FYTD:</u> \$57,997.00
CHANG, STUART	224830	04/27/2015	BL#29166-YR2015	REFUND OF OVERPAYMENT FOR BL#29166	\$62.00

Attachment: April 2015 Payment Register (1500 : PAYMENT REGISTER - APRIL 2015)



City of Moreno Valley
Payment Register
 For Period 4/1/2015 through 4/30/2015

CHECKS UNDER \$25,000

<u>Vendor Name</u>	<u>Check/EFT Number</u>	<u>Payment Date</u>	<u>Inv Number</u>	<u>Invoice Description</u>	<u>Payment Amount</u>
Remit to: RIVERSIDE, CA					<u>FYTD:</u> \$62.00
CHARLES ABBOTT ASSOCIATES, INC	14694	04/06/2015	54411	CONSULTING SVCS-NPDES/SWMP-FEB15	\$11,338.50
	14777	04/20/2015	54495	CONSULTING SVCS-NPDES/SWMP-MAR15	\$15,849.00
Remit to: MISSION VIEJO, CA					<u>FYTD:</u> \$34,161.50
CHARMING SPA	224641	04/13/2015	BL#25528-YR2015	REFUND OF OVERPAYMENT #25528	\$67.43
Remit to: PASADENA, CA					<u>FYTD:</u> \$67.43
CHARRON, DENISE	224831	04/27/2015	1234052	REFUND TRANSFER	\$47.00
Remit to: MORENO VALLEY, CA					<u>FYTD:</u> \$47.00
CHECK INTO CASH	224744	04/20/2015	BL#22955-YR2015	REFUND OF OVERPAYMENT FOR BL#22955	\$52.27
Remit to: CLEVELAND, TN					<u>FYTD:</u> \$52.27
CHINESE GOURMET EXPRESS	224642	04/13/2015	BL#21551-YR2015	REFUND OF OVERPAYMENT FOR BL#21551	\$77.33
Remit to: RANCHO PALOS VERDES, CA					<u>FYTD:</u> \$77.33
CHJ INCORPORATED	14819	04/27/2015	87387	CONSULTANT - CYCLE 5 ADA RAMP ACCESS	\$3,195.75
		04/27/2015	87386	CONSULTANT - NASON/CACTUS TO FIR	
Remit to: COLTON, CA					<u>FYTD:</u> \$20,611.25
CHUCK GALLEY	224779	04/27/2015	MAR-2015	INSTRUCTOR SERVICES-ELECTRIC GUITAR & BASS INSTRUCTION CLASS	\$90.00
Remit to: RIALTO, CA					<u>FYTD:</u> \$90.00
CIASULLO, JUSTIN	224560	04/06/2015	MVU 7012383-02	SOLAR INCENTIVE REBATE	\$10,284.75

Attachment: April 2015 Payment Register (1500 : PAYMENT REGISTER - APRIL 2015)



City of Moreno Valley
Payment Register
For Period 4/1/2015 through 4/30/2015

CHECKS UNDER \$25,000

Vendor Name	Check/EFT Number	Payment Date	Inv Number	Invoice Description	Payment Amount
Remit to: MORENO VALLEY, CA					FYTD: \$10,284.75
CINTAS CORPORATION	14820	04/27/2015	150449549	UNIFORM RNTL SVC-TRAFFIC SIGNAL	\$337.14
		04/27/2015	150449548	UNIFORM RNTL SVC-PURCHASING STAFF	
		04/27/2015	150449554	UNIFORM RNTL SVC-CFD #1	
		04/27/2015	150449561	UNIFORM RNTL SVC-GOLF COURSE	
		04/27/2015	150445909	UNIFORM RNTL SVC-GOLF COURSE	
		04/27/2015	150445897	UNIFORM RNTL SVC-TRAFFIC SIGNAL	
		04/27/2015	150442197	UNIFORM RNTL SVC-CFD #1	
		04/27/2015	150445895	UNIFORM RNTL SVC-PARK MAINT	
		04/27/2015	150442204	UNIFORM RNTL SVC-GOLF COURSE	
		04/27/2015	150449547	UNIFORM RNTL SVC-PARK MAINT	
		04/27/2015	150442190	UNIFORM RNTL SVC-PARK MAINT	
		04/27/2015	150449550	UNIFORM RNTL SVC-ST. SIGNS/STRIPING	
		04/27/2015	150445896	UNIFORM RENTAL SVC.-PURCHASING STAFF	
		04/27/2015	150442191	UNIFORM RENTAL SVC.-PURCHASING STAFF	
		04/27/2015	150445898	UNIFORM RNTL SVC-ST. SIGNS/STRIPING	
		04/27/2015	150445902	UNIFORM RNTL SVC-CFD #1	
Remit to: ONTARIO, CA					FYTD: \$15,878.91
CITIZENS NATIONAL REAL ESTATE COMPANY	224832	04/27/2015	BL#09586-YR2015	REFUND OF OVERPAYMENT FOR BL#09586	\$61.14
Remit to: MORENO VALLEY, CA					FYTD: \$61.14
CLAY, KIMBERLY	224745	04/20/2015	1233983	TOWNGATE RENTAL REFUND DEPOSIT	\$200.00

Attachment: April 2015 Payment Register (1500 : PAYMENT REGISTER - APRIL 2015)



**City of Moreno Valley
Payment Register
For Period 4/1/2015 through 4/30/2015**

CHECKS UNDER \$25,000

<u>Vendor Name</u>	<u>Check/EFT Number</u>	<u>Payment Date</u>	<u>Inv Number</u>	<u>Invoice Description</u>	<u>Payment Amount</u>
Remit to: MORENO VALLEY, CA					<u>FYTD:</u> \$200.00
COLONIAL SUPPLEMENTAL INSURANCE	224555	04/06/2015	7133069-0401484	SUPPLEMENTAL INSURANCE	\$6,385.51
Remit to: COLUMBIA, SC					<u>FYTD:</u> \$58,916.01
COMBS, ADRIENE	224833	04/27/2015	1234906	REFUND FOR CANCELLED PICNIC SHELTER	\$29.60
Remit to: MORENO VALLEY, CA					<u>FYTD:</u> \$29.60
COMMUNITY CONNECT	224586	04/13/2015	FEB 2015	211 CALL CENTER INFO & REFERRAL-CDBG	\$1,535.71
		04/13/2015	MAR 2015	211 CALL CENTER INFO & REFERRAL-CDBG	
Remit to: RIVERSIDE, CA					<u>FYTD:</u> \$7,374.70
COMMUNITY HEALTH CHARITIES	224533	04/06/2015	2015-00000356	8725 - CH CHARITY	\$1,937.00
		04/06/2015	2014	2014 EMPLOYEE GIVING CAMPAIGN SPECIAL EVENTS PROCEEDS	
	224702	04/20/2015	2015-00000375	8725 - CH CHARITY	\$37.00
Remit to: COSTA MESA, CA					<u>FYTD:</u> \$3,284.00
COMPU COM SYSTEMS, INC	224746	04/20/2015	BL#25209-YR2015	REFUND OF OVERPAYMENT FOR BL#25209	\$77.78
Remit to: DALLAS, TX					<u>FYTD:</u> \$77.78
COMSEARCH	14821	04/27/2015	114964880	FIVE DUPLEX PATHS-SIX MONTH RENEWAL	\$600.00
Remit to: CHICAGO, IL					<u>FYTD:</u> \$600.00
COSTCO	224587	04/13/2015	21549	SNACK SUPPLIES-CHILD'S PLACE	\$3,636.07
		04/13/2015	21526	SNACK SUPPLIES-CHILD'S PLACE	
		04/13/2015	21575	SNACK SUPPLIES-COTTONWOOD GOLF COURSE	

Attachment: April 2015 Payment Register (1500 : PAYMENT REGISTER - APRIL 2015)



City of Moreno Valley
Payment Register
For Period 4/1/2015 through 4/30/2015

CHECKS UNDER \$25,000

Vendor Name	Check/EFT Number	Payment Date	Inv Number	Invoice Description	Payment Amount
COSTCO	224587	04/13/2015	21528	MISC. SUPPLIES-EOC	\$3,636.07
		04/13/2015	21523	MISC. SUPPLIES-EOC	
		04/13/2015	21553	SNACK SUPPLIES-SKATE PARK	
	224780	04/27/2015	21605	SNACK SUPPLIES-CAREER DEV'T SVCS SESSIONS	\$147.65
Remit to: MORENO VALLEY, CA					FYTD: \$23,113.83
COUNSELING TEAM, THE	224588	04/13/2015	25452	EMPLOYEE SUPPORT SERVICES-FEB15	\$1,250.00
	224781	04/27/2015	25653	EMPLOYEE SUPPORT SERVICES-MAR15	\$1,250.00
Remit to: SAN BERNARDINO, CA					FYTD: \$18,550.00
COUNTRY SQUIRE ESTATES	224589	04/13/2015	MARCH 2015	UUT REFUNDS FOR MARCH 2015	\$39.87
Remit to: ONTARIO, CA					FYTD: \$516.54
COUNTY OF RIVERSIDE	224534	04/06/2015	9990085000-1502	TRAFFIC MOTOR RADIO COMMUNICATIONS FOR PD-FEB15	\$2,786.42
	224703	04/20/2015	9990085000-1409	TRAFFIC MOTOR RADIO COMMUNICATIONS FOR PD-SEPT14 REVISED	\$17,529.62
		04/20/2015	9990085000-1410a	TRAFFIC MOTOR RADIO COMMUNICATIONS FOR PD-OCT14	
		04/20/2015	9990085000-1407	TRAFFIC MOTOR RADIO COMMUNICATIONS FOR PD-JUL14 REVISED	
	04/20/2015	9990085000-1406	TRAFFIC MOTOR RADIO COMMUNICATIONS FOR PD-MAY-JUN14 REVISED		
	04/20/2015	9990085000-1408	TRAFFIC MOTOR RADIO COMMUNICATIONS FOR PD-AUG14 REVISED		
	224733	04/20/2015	SH0000025815	RCRMC SEXUAL ASSAULT EXAMS	\$18,900.00
Remit to: RIVERSIDE, CA					FYTD: \$532,355.71
COUNTY OF RIVERSIDE 1	224782	04/27/2015	PU0000003398	JANITORIAL SUPPLIES-SHERIFF STATION EXPLORERS	\$1,297.79

Attachment: April 2015 Payment Register (1500 : PAYMENT REGISTER - APRIL 2015)



**City of Moreno Valley
Payment Register
For Period 4/1/2015 through 4/30/2015**

CHECKS UNDER \$25,000

<u>Vendor Name</u>	<u>Check/EFT Number</u>	<u>Payment Date</u>	<u>Inv Number</u>	<u>Invoice Description</u>	<u>Payment Amount</u>
Remit to: RIVERSIDE, CA					<u>FYTD:</u> \$13,314.87
CPRS DISTRICT XI	224590	04/13/2015	116412 3/15-3/16	RENEWAL MEMBERSHIP-BRIDGET AMAYA	\$170.00
Remit to: SACRAMENTO, CA					<u>FYTD:</u> \$335.00
CRAFTSMAN PKG EQUIPMENT SERVICE, INC	224643	04/13/2015	BL#01759-YR2015	REFUND OF OVERPAYMENT FOR BL#01759	\$54.90
Remit to: MORENO VALLEY, CA					<u>FYTD:</u> \$54.90
CUTWATER INVESTOR SERVICES CORP	14823	04/27/2015	19875A	INVESTMENT MANAGEMENT SERVICES-MAR15	\$2,696.76
Remit to: DENVER, CO					<u>FYTD:</u> \$10,062.62
D&D SERVICES DBA D&D DISPOSAL, INC.	224591	04/13/2015	1249	DECEASED ANIMAL REMOVAL SVCS-MAR15	\$745.00
Remit to: VALENCIA, CA					<u>FYTD:</u> \$6,705.00
DARRELL'S PUMPING	224834	04/27/2015	BL#18259-YR2015	REFUND OF OVERPAYMENT FOR BL#18259	\$92.23
Remit to: NUEVO, CA					<u>FYTD:</u> \$92.23
DATA TICKET, INC.	14729	04/13/2015	60593	ADMIN CITATION PROCESSING-B&S-FEB15	\$888.97
		04/13/2015	60593TPC	THIRD PARTY COLLECTIONS-B&S-FEB15	
		04/13/2015	59699	ADMIN CITATION PROCESSING-B&S-JAN15	
	14778	04/20/2015	2015AnnuMS	ANNUAL MAINT/SUPPORT-PARKING CITATION SOFTWARE (AUG 2014-AUG 2015)	\$1,134.00
	14824	04/27/2015	60907	ADMIN CITATION PROCESSING-PD-MAR15	\$2,860.56
		04/27/2015	60904	ADMIN CITATION PROCESSING-A/S-MAR15	

Attachment: April 2015 Payment Register (1500 : PAYMENT REGISTER - APRIL 2015)



**City of Moreno Valley
Payment Register
For Period 4/1/2015 through 4/30/2015**

CHECKS UNDER \$25,000

<u>Vendor Name</u>	<u>Check/EFT Number</u>	<u>Payment Date</u>	<u>Inv Number</u>	<u>Invoice Description</u>	<u>Payment Amount</u>
Remit to: NEWPORT BEACH, CA					<u>FYTD:</u> \$133,851.95
DATAQUICK CORPORATE HEADQUARTERS	224704	04/20/2015	B1-2394263	ONLINE SOFTWARE SUBSCRIPTION-POP UNIT-APR15	\$130.50
Remit to: LOS ANGELES, CA					<u>FYTD:</u> \$1,305.00
DEBRON GRAPHICS	14825	04/27/2015	MAR-2015	INSTRUCTOR SERVICES-CREATIVE WRITING CLASS	\$28.00
Remit to: MORENO VALLEY, CA					<u>FYTD:</u> \$168.00
DELTA DENTAL OF CALIFORNIA	14695	04/06/2015	BE001128851	EMPLOYEE DENTAL INSURANCE-PPO	\$9,883.79
Remit to: SAN FRANCISCO, CA					<u>FYTD:</u> \$101,411.62
DELTACARE USA	224556	04/06/2015	BE001129926	EMPLOYEE DENTAL INSURANCE-HMO	\$4,915.90
Remit to: DALLAS, TX					<u>FYTD:</u> \$50,644.68
DEMESA, ROSARIO	224561	04/06/2015	1229793	TOWNGATE RENTAL REFUND DEPOSIT	\$200.00
Remit to: MORENO VALLEY, CA					<u>FYTD:</u> \$200.00
DENNIS GRUBB & ASSOCIATES, LLC	14779	04/20/2015	1312	PLAN REVIEW SERVICES 3/16-3/31/15	\$5,975.00
		04/20/2015	1311	PLAN REVIEW SERVICES 3/1-3/15/15	
Remit to: MIRA LOMA, CA					<u>FYTD:</u> \$155,590.00
DENNIS ORTIZ - RENTAL	224644	04/13/2015	BL#04941-YR2015	REFUND OF OVERPAYMENT FOR BL#04941	\$72.66
Remit to: MORENO VALLEY, CA					<u>FYTD:</u> \$72.66
DEPARTMENT OF CONSERVATION	224592	04/13/2015	1ST QTR 2015	SMI FEES FOR 1/1- 3/31/15	\$12,325.37

Attachment: April 2015 Payment Register (1500 : PAYMENT REGISTER - APRIL 2015)



City of Moreno Valley
Payment Register
 For Period 4/1/2015 through 4/30/2015

CHECKS UNDER \$25,000

<u>Vendor Name</u>	<u>Check/EFT Number</u>	<u>Payment Date</u>	<u>Inv Number</u>	<u>Invoice Description</u>	<u>Payment Amount</u>
Remit to: SACRAMENTO, CA					<u>FYTD:</u> \$35,524.69
DEPARTMENT OF ENVIRONMENTAL HEALTH	224593	04/13/2015	OCT-DEC 2014	VECTOR CONTROL SVCS-CODE	\$4,552.26
Remit to: Riverside , CA					<u>FYTD:</u> \$20,477.09
DESIGN SPACE MODULAR BUILDINGS	224594	04/13/2015	884902-IN	TEMPORARY BUILDING - FIRE STATION #48	\$1,782.12
		04/13/2015	891319	TEMPORARY BUILDING - FIRE STATION #48	
Remit to: PASADENA, CA					<u>FYTD:</u> \$16,739.57
DIEGO, ALFREDO	224835	04/27/2015	MV4130408016	REFUND-PARKING CITATION OVERPAYMENT	\$133.00
Remit to: CANYON COUNTRY, CA					<u>FYTD:</u> \$133.00
DIGGS, DAVID	224836	04/27/2015	MVU 7013889-02	SOLAR INCENTIVE REBATE	\$7,476.00
Remit to: MORENO VALLEY, CA					<u>FYTD:</u> \$7,476.00
DIRECT HOME ENERGY SOLUTIONS	224837	04/27/2015	BL#27990-YR2015	REFUND OF OVERPAYMENT FOR BL#27990	\$65.13
Remit to: ANAHEIM, CA					<u>FYTD:</u> \$65.13
DISTINCTIVELY YOURS	224645	04/13/2015	BL#02047-YR2015	REFUND OF OVERPAYMENT FOR BL#02047	\$62.00
Remit to: MORENO VALLEY, CA					<u>FYTD:</u> \$62.00
DIVISION OF THE STATE ARCHITECT	224595	04/13/2015	1ST QTR 2015	STATE PORTION-DISABILITY ACCESS & EDUCATION FEE REPORT	\$1,616.40
Remit to: SACRAMENTO, CA					<u>FYTD:</u> \$2,121.30
DMC DESIGN GROUP, INC	224838	04/27/2015	BL#09511-YR2015	REFUND OF OVERPAYMENT FOR BL#09511	\$67.48

Attachment: April 2015 Payment Register (1500 : PAYMENT REGISTER - APRIL 2015)



City of Moreno Valley
Payment Register
For Period 4/1/2015 through 4/30/2015

CHECKS UNDER \$25,000

<u>Vendor Name</u>	<u>Check/EFT Number</u>	<u>Payment Date</u>	<u>Inv Number</u>	<u>Invoice Description</u>	<u>Payment Amount</u>
Remit to: CORONA , CA					FYTD: \$67.48
DMS FACILITY SERVICES	14696	04/06/2015	L36875	SPECIAL CLEANING SERVICES-CRC EVENT RENTALS-12/3/14 TO 12/13/14	\$1,350.00
	14780	04/20/2015	L37414	SPECIAL CLEANING SERVICES-LIBRARY-2/23/15	\$23,653.10
		04/20/2015	RC-L103894	JANITORIAL SERVICES - APRIL 2015	
		04/20/2015	RC-L103893	JANITORIAL SERVICES - APRIL 2015	
		04/20/2015	RC-L103892	JANITORIAL SERVICES - APRIL 2015	
		04/20/2015	RC-L103890	JANITORIAL SERVICES - APRIL 2015	
		04/20/2015	RC-L103883	JANITORIAL SERVICES - APRIL 2015	
		04/20/2015	RC-L103891	JANITORIAL SERVICES - APRIL 2015	
		04/20/2015	L37580	SPECIAL CLEANING SERVICES-UPHOLSTERY CLEANING OF 2 CHAIRS	
		04/20/2015	RC-L103877	JANITORIAL SERVICES - APRIL 2015	
		04/20/2015	RC-L103875	JANITORIAL SERVICES - APRIL 2015	
		04/20/2015	RC-L103887	JANITORIAL SERVICES - APRIL 2015	
		04/20/2015	RC-L103876	JANITORIAL SERVICES - APRIL 2015	
		04/20/2015	RC-L103878	JANITORIAL SERVICES - APRIL 2015	
		04/20/2015	RC-L103879	JANITORIAL SERVICES - APRIL 2015	
		04/20/2015	RC-L103882	JANITORIAL SERVICES - APRIL 2015	
		04/20/2015	RC-L103881	JANITORIAL SERVICES - APRIL 2015	
		04/20/2015	RC-L103884	JANITORIAL SERVICES - APRIL 2015	
	14826	04/27/2015	RC-L103889	JANITORIAL SERVICES - APRIL 2015	\$734.82
		04/27/2015	RC-L103886	JANITORIAL SERVICES - APRIL 2015	
		04/27/2015	RC-L103885	JANITORIAL SERVICES - APRIL 2015	
		04/27/2015	RC-L103888	JANITORIAL SERVICES - APRIL 2015	

Attachment: April 2015 Payment Register (1500 : PAYMENT REGISTER - APRIL 2015)



City of Moreno Valley
Payment Register
For Period 4/1/2015 through 4/30/2015

CHECKS UNDER \$25,000

Vendor Name	Check/EFT Number	Payment Date	Inv Number	Invoice Description	Payment Amount
Remit to: MONROVIA, CA					FYTD: \$267,058.15
DUVAL, ROBERTA	14827	04/27/2015	04102015	CPR & FIRST AID CERTIFICATION CLASS FOR B. CORNWELL	\$50.00
Remit to: MENIFEE, CA					FYTD: \$1,366.00
E.R. BLOCK PLUMBING & HEATING, INC.	14697	04/06/2015	117560	BACKFLOW DEVICE TEST-VARIOUS LOCATIONS	\$180.00
	14782	04/20/2015	117870	REPLACED BACKFLOW DEVICE-ZONE D	\$5,486.08
		04/20/2015	117690	BACKFLOW DEVICE TESTS-VARIOUS LOCATIONS	
		04/20/2015	117869	REPLACED BACKFLOW DEVICE-SD LMD ZN 02-HS	
		04/20/2015	117872	REPLACED BACKFLOW DEVICE-ZONE D	
		04/20/2015	117874	BACKFLOW DEVICE TESTS-VARIOUS LOCATIONS	
		04/20/2015	117871	REPLACED BACKFLOW DEVICE-ZONE M	
		04/20/2015	117873	REPLACED BACKFLOW DEVICE-SD LMD ZN 02-HS	
	14828	04/27/2015	117740	BACKFLOW DEVICE TESTS-VARIOUS LOCATIONS	\$200.00
		04/27/2015	117837	BACKFLOW DEVICE TEST-FS#91	
		04/27/2015	117838	BACKFLOW DEVICE TEST-FS#99	
Remit to: RIVERSIDE, CA					FYTD: \$32,011.04
EASTERN MUNICIPAL WATER DISTRICT	224535	04/06/2015	MAR-15 4/6/15	WATER CHARGES	\$10,420.99
Remit to: PERRIS, CA					FYTD: \$1,418,180.63
EDGELANE MOBILE HOME PARK	14731	04/13/2015	MARCH 2015	UUT REFUND FOR MARCH 2015	\$3.30
Remit to: LOS ANGELES, CA					FYTD: \$41.51
ELSHAINI, HAYTHAM	224747	04/20/2015	MVU 7012106-05	SOLAR INCENTIVE REBATE	\$11,079.25

Attachment: April 2015 Payment Register (1500 : PAYMENT REGISTER - APRIL 2015)



**City of Moreno Valley
Payment Register
For Period 4/1/2015 through 4/30/2015**

CHECKS UNDER \$25,000

<u>Vendor Name</u>	<u>Check/EFT Number</u>	<u>Payment Date</u>	<u>Inv Number</u>	<u>Invoice Description</u>	<u>Payment Amount</u>
Remit to: MORENO VALLEY, CA					<u>FYTD:</u> \$11,079.25
ELZIG, LECIA	224839	04/27/2015	R15-083589	AS REFUND-SPAY/NEUTER DEPOSIT	\$75.00
Remit to: RIVERSIDE, CA					<u>FYTD:</u> \$75.00
EMERGENT BATTERY TECHNOLOGIES, INC.	14698	04/06/2015	25681	BATTERY BACKUP SYSTEMS	\$4,968.00
Remit to: ANAHEIM, CA					<u>FYTD:</u> \$10,022.40
ENCO UTILITY SERVICES MORENO VALLEY LLC	14783	04/20/2015	0402-MF-01621A	SOLAR METER INSTALLATION	\$6,399.00
		04/20/2015	0402-MF-01622A	SOLAR METER INSTALLATION	
		04/20/2015	0402-MF-01623A	SOLAR METER INSTALLATION	
		04/20/2015	0402-MF-01615A	SOLAR METER INSTALLATION	
		04/20/2015	0402-MF-01616A	SOLAR METER INSTALLATION	
		04/20/2015	0402-MF-01619A	SOLAR METER INSTALLATION	
		04/20/2015	0402-MF-01620A	SOLAR METER INSTALLATION	
		04/20/2015	0402-MF-01618A	SOLAR METER INSTALLATION	
	04/20/2015	0402-MF-01617A	SOLAR METER INSTALLATION		
Remit to: ANAHEIM, CA					<u>FYTD:</u> \$3,520,009.18
ENTERPRISE CAR SALES	224840	04/27/2015	BL#28827-YR2015	REFUND OF OVERPAYMENT FOR BL#28827	\$233.49
Remit to: ORANGE, CA					<u>FYTD:</u> \$233.49
ESGIL CORPORATION	14829	04/27/2015	02154170	PLAN CHECK SVCS-FEB15	\$1,177.50
Remit to: SAN DIEGO, CA					<u>FYTD:</u> \$26,144.13

Attachment: April 2015 Payment Register (1500 : PAYMENT REGISTER - APRIL 2015)



City of Moreno Valley
Payment Register
For Period 4/1/2015 through 4/30/2015

CHECKS UNDER \$25,000

<u>Vendor Name</u>	<u>Check/EFT Number</u>	<u>Payment Date</u>	<u>Inv Number</u>	<u>Invoice Description</u>	<u>Payment Amount</u>
EVANS ENGRAVING & AWARDS	14732	04/13/2015	31115-23	EMPLOYEE SERVICE AWARDS PLAQUES	\$226.80
		04/13/2015	33115-25	RETIREMENT PLAQUE FOR ROBERTA DUVAL	
	14830	04/27/2015	40215-26	NAMEPLATES/BADGES FOR ARTS COMMISSIONERS	\$157.68
		04/27/2015	40415-16	PLAQUE FOR EMPLOYEE OF THE QTR-M. QUINONEZ	
Remit to: MORENO VALLEY, CA					<u>FYTD:</u> \$4,130.32
EXCEL LANDSCAPE, INC	14733	04/13/2015	83625	IRRIGATION REPAIRS-WQB/NPDES	\$6,515.54
		04/13/2015	83554	LANDSCAPE MAINT-NPDES-MAR15	
Remit to: CORONA, CA					<u>FYTD:</u> \$67,795.55
FAIR HOUSING COUNCIL OF RIV CO, INC.	14699	04/06/2015	NOV 2014 (LT)	LANDLORD/TENANT MEDIATION PROGRAM-CDGB	\$10,650.79
		04/06/2015	NOV 2014 (FH)	FAIR HOUSING DISCRIMINATION PROGRAM-CDBG	
		04/06/2015	OCT 2014 (FH)	FAIR HOUSING DISCRIMINATION PROGRAM-CDBG	
		04/06/2015	DEC 2014 (LT)	LANDLORD/TENANT MEDIATION PROGRAM-CDBG	
		04/06/2015	JAN 2015 (LT)	LANDLORD/TENANT MEDIATION PROGRAM-CDBG	
		04/06/2015	FEB 2015 (LT)	LANDLORD/TENANT MEDIATION PROGRAM-CDBG	
	14735	04/13/2015	CF-J-2015-37	CHAMPIONS BANQUET TICKETS	\$225.00
Remit to: RIVERSIDE, CA					<u>FYTD:</u> \$50,196.04
FAITH EXPRESSIONS	224646	04/13/2015	BL#15256-YR2015	REFUND OF OVERPAYMENT #15256	\$74.56
Remit to: MORENO VALLEY, CA					<u>FYTD:</u> \$74.56
FENCECORP, INC	224536	04/06/2015	14408	FENCING/GUARDRAIL AT VARIOUS LOCATIONS	\$7,056.00
Remit to: RIVERSIDE, CA					<u>FYTD:</u> \$47,735.00

Attachment: April 2015 Payment Register (1500 : PAYMENT REGISTER - APRIL 2015)



City of Moreno Valley
Payment Register
For Period 4/1/2015 through 4/30/2015

CHECKS UNDER \$25,000

<u>Vendor Name</u>	<u>Check/EFT Number</u>	<u>Payment Date</u>	<u>Inv Number</u>	<u>Invoice Description</u>	<u>Payment Amount</u>
FIRST AMERICAN CORE LOGIC, INC.	14700	04/06/2015	81431614	REAL QUEST WEB SVCS-FEB15 (ACCESS)	\$1,280.00
		04/06/2015	81385763	REAL QUEST WEB SVCS-JAN15 (IMAGING)	
		04/06/2015	81431573	REAL QUEST WEB SVCS-FEB15 (IMAGING)	
		04/06/2015	81385766	REAL QUEST WEB SVCS-JAN15 (ACCESS)	
Remit to: IRVINE, CA					<u>FYTD:</u> \$5,760.00
FISHER, ELIZABETH A	224841	04/27/2015	MV4140404054	REFUND-PARKING CITATION OVERPAYMENT	\$460.00
Remit to: MORENO VALLEY, CA					<u>FYTD:</u> \$460.00
FITNESS 19	224706	04/20/2015	2015-00000376	8730 - GYM MEMBERSHIP*	\$94.00
Remit to: MORENO VALLEY, CA					<u>FYTD:</u> \$1,211.50
FLAG 2 REAL ESTATE HOLDING, LLC	224842	04/27/2015	BL#29154-YR2015	REFUND OF OVERPAYMENT FOR BL#29154	\$62.00
Remit to: YORBA LINDA, CA					<u>FYTD:</u> \$62.00
FLOT, TAWNI	224647	04/13/2015	MVU 7009594-10	SOLAR INCENTIVE REBATE	\$9,975.00
Remit to: MORENO VALLEY, CA					<u>FYTD:</u> \$9,975.00
FONSECA CONSTRUCTION	224648	04/13/2015	BL#20106-YR2015	REFUND OF OVERPAYMENT FOR BL#20106	\$60.68
Remit to: RIVERSIDE, CA					<u>FYTD:</u> \$60.68
FRANCHISE TAX BOARD	224537	04/06/2015	2015-00000357	1015 - GARNISHMENT - CREDITOR %*	\$1,121.11
		04/20/2015	2015-00000377	1015 - GARNISHMENT - CREDITOR %*	\$393.56
Remit to: SACRAMENTO, CA					<u>FYTD:</u> \$15,392.56

Attachment: April 2015 Payment Register (1500 : PAYMENT REGISTER - APRIL 2015)



City of Moreno Valley
Payment Register
For Period 4/1/2015 through 4/30/2015

CHECKS UNDER \$25,000

<u>Vendor Name</u>	<u>Check/EFT Number</u>	<u>Payment Date</u>	<u>Inv Number</u>	<u>Invoice Description</u>	<u>Payment Amount</u>
FRANCO, NERCY	224748	04/20/2015	MVU7008301-08	SOLAR INCENTIVE REBATE	\$9,835.00
Remit to: MORENO VALLEY, CA					<u>FYTD:</u> \$9,835.00
FRAZEE INDUSTRIES, INC	224596	04/13/2015	2754-1	GRAFFITI REMOVAL PRODUCTS	\$485.72
Remit to: SAN BERNARDINO, CA					<u>FYTD:</u> \$4,576.93
GAIL MATERIALS	224784	04/27/2015	79588	INFIELD MIX FOR CITY PARKS/D.G. FOR BALLFIELDS IN CFD#1	\$1,979.63
Remit to: CORONA, CA					<u>FYTD:</u> \$1,979.63
GALLS INC., INLAND UNIFORM	14831	04/27/2015	BC0146332	UNIFORMS FOR POP UNIT	\$390.42
		04/27/2015	BC0147108	UNIFORMS FOR TRAFFIC UNIT	
		04/27/2015	BC0147452	UNIFORMS FOR SET UNIT	
Remit to: PASADENA, CA					<u>FYTD:</u> \$6,197.64
GALVAN, RON	224562	04/06/2015	7012988-02	SOLAR INCENTIVE REBATE	\$8,775.21
Remit to: MORENO VALLEY, CA					<u>FYTD:</u> \$8,775.21
GARCIA , JOAN	224563	04/06/2015	R15-081952	AS REFUND-RABIES DEPOSIT	\$20.00
	224649	04/13/2015	R15-081952	AS REFUND - SPAY/NEUTER DEPOSIT	\$75.00
Remit to: SANTA BARBARA, CA					<u>FYTD:</u> \$20.00
GARCIA , RICHARD	224844	04/27/2015	R15-084745	AS REFUND-MICROCHIP REFUND	\$16.00
Remit to: PERRIS, CA					<u>FYTD:</u> \$16.00
GARCIA, DENNISE	224843	04/27/2015	MVU 7009898-08	SOLAR INCENTIVE REBATE	\$9,588.25
Remit to: MORENO VALLEY, CA					<u>FYTD:</u> \$9,588.25

Attachment: April 2015 Payment Register (1500 : PAYMENT REGISTER - APRIL 2015)



City of Moreno Valley
Payment Register
For Period 4/1/2015 through 4/30/2015

CHECKS UNDER \$25,000

Vendor Name	Check/EFT Number	Payment Date	Inv Number	Invoice Description	Payment Amount
GARCIA, MELISSA	224564	04/06/2015	MVU 7010561-05	SOLAR INCENTIVE REBATE	\$8,624.00
Remit to: MORENO VALLEY, CA					FYTD: \$8,624.00
GARDNER COMPANY, INC.	14784	04/20/2015	55730	PREVENTIVE MAINTENANCE SERVICE (HVAC)	\$1,500.00
		04/20/2015	55726	PREVENTIVE MAINTENANCE SERVICES (HVAC)	
		04/20/2015	55729	PREVENTIVE MAINTENANCE SERVICES (HVAC)	
		04/20/2015	55727	PREVENTIVE MAINTENANCE SERVICE - HVAC	
		04/20/2015	55728	PREVENTIVE MAINTENANCE SERVICE (HVAC)	
Remit to: MURRIETA, CA					FYTD: \$32,461.52
GHLIGOTTY, YVONNE	224708	04/20/2015	MAR-2015	INSTRUCTOR SERVICES-ZUMBA FITNESS CLASS	\$36.00
Remit to: MORENO VALLEY, CA					FYTD: \$36.00
GIBBS, GIDEN, LOCHER,TURNER, SENET & WITTBRODT LLP	14832	04/27/2015	227332	LEGAL SERVICES	\$217.50
Remit to: LOS ANGELES, CA					FYTD: \$7,479.27
GOLDEN BELL ADRIENNE, LLC	224650	04/13/2015	BL#24518-YR2015	REFUND OF OVERPAYMENT FOR BL#24518	\$59.40
Remit to: MORENO VALLEY, CA					FYTD: \$59.40
GORM INC.	224538	04/06/2015	222098A	JANITORIAL SUPPLIES FOR CITY PARKS	\$1,641.81
Remit to: ONTARIO, CA					FYTD: \$6,389.71
GORSLINE , BETH	224845	04/27/2015	R15-081608	AS REFUND-SPAY/NEUTER & 2-RABIES DEPOSITS	\$115.00
Remit to: MORENO VALLEY, CA					FYTD: \$115.00
GOZDECKI, DAN	14833	04/27/2015	APR-2015 ADULT	INSTRUCTOR SERVICES-KUNG FU CLASS	\$351.00

Attachment: April 2015 Payment Register (1500 : PAYMENT REGISTER - APRIL 2015)



City of Moreno Valley
Payment Register
For Period 4/1/2015 through 4/30/2015

CHECKS UNDER \$25,000

Vendor Name	Check/EFT Number	Payment Date	Inv Number	Invoice Description	Payment Amount
GOZDECKI, DAN	14833	04/27/2015	APR-2015 YOUTH	INSTRUCTOR SERVICES-KUNG FU CLASS	\$351.00
Remit to: MORENO VALLEY, CA					FYTD: \$3,672.00
GRABER MANUFACTURING, INC	224785	04/27/2015	59947	BICYCLE RACKS-SUNNYMEAD BLVD.	\$3,237.40
Remit to: WAUNAKEE, WI					FYTD: \$3,237.40
GRAVES & KING, LLP	224786	04/27/2015	1502-0009459-07	LEGAL SERVICES	\$4,518.95
Remit to: RIVERSIDE, CA					FYTD: \$49,517.89
GREEN WORLD WINDOWS	224846	04/27/2015	BL#25996-YR2015	REFUND OF OVERPAYMENT FOR BL#25996	\$75.26
Remit to: MIRA LOMA, CA					FYTD: \$75.26
GRIFFIN , ERNEST	224847	04/27/2015	R15-082409	AS REFUND-SPAY/NEUTER DEPOSIT	\$75.00
Remit to: REDLANDS, CA					FYTD: \$75.00
GUTIERREZ, YXSTIAN	224625	04/13/2015	4/17-4/18/15	TRAVEL PER DIEM-EXED LOCAL LEADERS CURRICULUM PROGRAM-L.A.	\$106.50
Remit to: MORENO VALLEY, CA					FYTD: \$431.00
GUZMAN FARM LABOR	224651	04/13/2015	BL#28197-YR2015	REFUND OF OVERPAYMENT FOR BL#28197	\$59.00
Remit to: MORENO VALLEY, CA					FYTD: \$59.00
H & P NAILS	224652	04/13/2015	BL#09738-YR2015	REFUND OF OVERPAYMENT FOR BL#09738	\$97.50
Remit to: RIVERSIDE, CA					FYTD: \$97.50
HAAKER EQUIPMENT	14834	04/27/2015	W37200	ANIMAL SHELTER FLOOR SCRUBBER REPAIRS	\$543.54
Remit to: LA VERNE, CA					FYTD: \$341,199.03

Attachment: April 2015 Payment Register (1500 : PAYMENT REGISTER - APRIL 2015)



City of Moreno Valley
Payment Register
For Period 4/1/2015 through 4/30/2015

CHECKS UNDER \$25,000

<u>Vendor Name</u>	<u>Check/EFT Number</u>	<u>Payment Date</u>	<u>Inv Number</u>	<u>Invoice Description</u>	<u>Payment Amount</u>
HABITAT FOR HUMANITY RIVERSIDE	14701	04/06/2015	03/JAN-MAR 2015	HELPING HANDS PROGRAM-CDBG	\$2,592.58
Remit to: RIVERSIDE, CA					<u>FYTD:</u> \$1,126,511.09
HAINES, WANDA	224565	04/06/2015	R15-083603	AS REFUND-SPAY/NEUTER/RABIES DEPOSITS	\$95.00
Remit to: MORENO VALLEY, CA					<u>FYTD:</u> \$95.00
HANSMANN, JOHN S	224566	04/06/2015	MVU 7010861-05	SOLAR INCENTIVE REBATE	\$9,058.00
Remit to: MORENO VALLEY, CA					<u>FYTD:</u> \$9,058.00
HARKEY, KRYSZYNA	224567	04/06/2015	R15-083370	AS REFUND-RABIES DEPOSIT	\$20.00
Remit to: MORENO VALLEY, CA					<u>FYTD:</u> \$20.00
HENDERSON, NICHOLAS J.	14835	04/27/2015	5/3-5/9/15	TRAVEL PER DIEM & MILEAGE-BUILDING OFFICIALS LEADERSHIP ACADEMY	\$907.10
Remit to: MORENO VALLEY, CA					<u>FYTD:</u> \$1,076.73
HERNANDEZ, LUCIA	224848	04/27/2015	MV2150219044	REFUND-PARKING CITATION OVERPAYMENT	\$75.50
Remit to: MORENO VALLEY, CA					<u>FYTD:</u> \$75.50
HERRERA, DAVID	224849	04/27/2015	MV2131120026	REFUND-PARKING CITATION OVERPAYMENT	\$173.00
Remit to: MORENO VALLEY, CA					<u>FYTD:</u> \$173.00
HERRERA, ROBERTO	224850	04/27/2015	R15-084544	AS REFUND-TRAP DEPOSIT	\$50.00
Remit to: MORENO VALLEY, CA					<u>FYTD:</u> \$50.00
HLP, INC.	14837	04/27/2015	10554	WEB LICENSE MONTHLY SVC FEE	\$55.65

Attachment: April 2015 Payment Register (1500 : PAYMENT REGISTER - APRIL 2015)



**City of Moreno Valley
Payment Register
For Period 4/1/2015 through 4/30/2015**

CHECKS UNDER \$25,000

<u>Vendor Name</u>	<u>Check/EFT Number</u>	<u>Payment Date</u>	<u>Inv Number</u>	<u>Invoice Description</u>	<u>Payment Amount</u>
Remit to: LITTLETON, CO					<u>FYTD:</u> \$21,773.95
HOUSE OF BEAUTY #2	224653	04/13/2015	BL#20716-YR2015	REFUND OF OVERPAYMENT FOR BL#20716	\$54.61
Remit to: RIVERSIDE, CA					<u>FYTD:</u> \$54.61
HOUSING OPPORTUNITIES COLLABORATIVE	224749	04/20/2015	CK#208560 7/5/11	REISSUE UNCLAIMED CHECK	\$1,438.00
Remit to: SAN DIEGO, CA					<u>FYTD:</u> \$1,438.00
HUNLEY, FREDERICA	224654	04/13/2015	MVU 7012350-02	SOLAR INCENTIVE REBATE	\$11,326.00
Remit to: MORENO VALLEY, CA					<u>FYTD:</u> \$11,326.00
ICMA RETIREMENT CORP	14684	04/03/2015	2015-00000368	8030 - DEF COMP 457 - ICMA	\$9,173.84
Remit to: BALTIMORE, MD					<u>FYTD:</u> \$426,310.98
IES COMMERCIAL, INC	14786	04/20/2015	115346	INSTALL SALTO ACCESS CONTROL HARDWARE ON TMC DOORS	\$4,506.82
		04/20/2015	115406	SALTO KEY STICKERS FOR TMC	
Remit to: TEMPE, AZ					<u>FYTD:</u> \$24,070.08
IMAGE DISTRIBUTION SERVICES/dba. FONTIS	224787	04/27/2015	INV226447	NOTICE TO APPEAR CITATIONS	\$2,721.60
Remit to: IRVINE, CA					<u>FYTD:</u> \$2,721.60
INLAND CARPET CLEANING	224851	04/27/2015	BL#16653-YR2015	REFUND OF OVERPAYMENT FOR BL#16653	\$74.80
Remit to: MORENO VALLEY, CA					<u>FYTD:</u> \$74.80
INLAND EMPIRE MAGAZINE	224539	04/06/2015	INV38088	AD PLACEMENT-CRC BALLROOM-APR15 ISSUE	\$895.00

Attachment: April 2015 Payment Register (1500 : PAYMENT REGISTER - APRIL 2015)



City of Moreno Valley
Payment Register
For Period 4/1/2015 through 4/30/2015

CHECKS UNDER \$25,000

Vendor Name	Check/EFT Number	Payment Date	Inv Number	Invoice Description	Payment Amount
Remit to: RIVERSIDE, CA					FYTD: \$1,790.00
INLAND EMPIRE PROPERTY SERVICE, INC	14702	04/06/2015	3227	WEED ABATEMENT SVCS-POORMANS RESERVOIR	\$3,376.00
		04/06/2015	3228	WEED ABATEMENT SVCS-HIDDEN SPRINGS	
	14838	04/27/2015	3220	WEED ABATEMENT SVCS-APN 308-530-027	\$2,048.00
		04/27/2015	3229	WEED ABATEMENT SVCS-EQUESTRIAN CTR	
Remit to: MORENO VALLEY, CA					FYTD: \$65,577.61
INSIDE PLANTS, INC.	14736	04/13/2015	54804	INSIDE PLANTS MAINT SERVICE-APR15	\$327.00
Remit to: CORONA, CA					FYTD: \$3,270.00
INTERNAL REVENUE SERVICE CENTER	14690	04/03/2015	F150401	FED TAX PPE QTRLY	\$2,000.00
Remit to: OGDEN, UT					FYTD: \$2,864,621.20
IRON MOUNTAIN, INC	14737	04/13/2015	9CB3591/KUL7877	CREDIT FOR OVERBILLED FILE TRACKING-OCT14	\$2,472.30
		04/13/2015	9CB3591/KWY4862	CREDIT FOR OVERBILLED FILE TRACKING-NOV14	
		04/13/2015	9CB3591/KYY5826	CREDIT FOR OVERBILLED FILE TRACKING-DEC14	
		04/13/2015	9CB3591/KSY6345	CREDIT FOR OVERBILLED FILE TRACKING-SEPT14	
		04/13/2015	9CB3591/KPU9650	CREDIT FOR OVERBILLED FILE TRACKING-AUG14	
		04/13/2015	9CC6866	OFF-SITE STORAGE OF CITY RECORDS-FEB15	
		04/13/2015	9CC6857	OFF-SITE STORAGE OF CITY RECORDS-JAN15	
		04/13/2015	LFH7963	OFF-SITE STORAGE OF CITY RECORDS-MAR15	
	14839	04/27/2015	LHG0654	OFF-SITE STORAGE OF CITY RECORDS-APR15	\$1,593.19
Remit to: PASADENA, CA					FYTD: \$18,812.34

Attachment: April 2015 Payment Register (1500 : PAYMENT REGISTER - APRIL 2015)



City of Moreno Valley
Payment Register
 For Period 4/1/2015 through 4/30/2015

CHECKS UNDER \$25,000

<u>Vendor Name</u>	<u>Check/EFT Number</u>	<u>Payment Date</u>	<u>Inv Number</u>	<u>Invoice Description</u>	<u>Payment Amount</u>
ISLAMIC ACADEMY OF RIVERSIDE	224852	04/27/2015	1235534	CRC RENTAL REFUND DEPOSIT	\$500.00
Remit to: RIVERSIDE, CA					<u>FYTD:</u> \$500.00
IVAN CHEN RENTAL PROPERTY	224655	04/13/2015	BL#27196-YR2015	REFUND OF OVERPAYMENT #27196	\$8.00
Remit to: IRVINE, CA					<u>FYTD:</u> \$8.00
JAMES, ANTOINE M	224853	04/27/2015	B1401423	REFUND-80% OF BLDG. PERMIT FEES-CANCELLED PROJECT	\$133.76
Remit to: MORENO VALLEY, CA					<u>FYTD:</u> \$133.76
JANNEY & JANNEY ATTORNEY SVCS, INC.	224788	04/27/2015	00150233036	LEGAL SERVICES	\$75.00
Remit to: RIVERSIDE, CA					<u>FYTD:</u> \$225.00
JDH CONTRACTING	14787	04/20/2015	041615-01	REPLACE ROOF AT FAIRWAY PARK	\$17,383.00
Remit to: RIVERSIDE, CA					<u>FYTD:</u> \$156,237.20
JEFF CARPENTER, INC	224750	04/20/2015	BL#01335-YR2015	REFUND OF OVERPAYMENT FOR BL#01335	\$55.30
Remit to: PERRIS, CA					<u>FYTD:</u> \$55.30
JEHOVAH'S WITNESS LAKE PERRIS CONGREGATION	224751	04/20/2015	1233903	CRC RENTAL REFUND DEPOSIT MINUS INSURANCE	\$331.00
Remit to: MORENO VALLEY, CA					<u>FYTD:</u> \$331.00
JMP LANDSCAPING & MAINTENANCE	224854	04/27/2015	BL#03519-YR2015	REFUND OF OVERPAYMENT FOR BL#03519	\$55.14
Remit to: PERRIS, CA					<u>FYTD:</u> \$55.14
JOEL WILGING CONSTRUCTION	224752	04/20/2015	BL#08146-YR2015	REFUND OF OVERPAYMENT FOR BL#08146	\$83.04

Attachment: April 2015 Payment Register (1500 : PAYMENT REGISTER - APRIL 2015)



**City of Moreno Valley
Payment Register
For Period 4/1/2015 through 4/30/2015**

CHECKS UNDER \$25,000

<u>Vendor Name</u>	<u>Check/EFT Number</u>	<u>Payment Date</u>	<u>Inv Number</u>	<u>Invoice Description</u>	<u>Payment Amount</u>
Remit to: MORENO VALLEY, CA					<u>FYTD:</u> \$83.04
JOHNSON MEZZCAP	14788	04/20/2015	1078	LITE OWL & E-SERIES EQUIPMENT LEASE-APR15	\$4,487.02
		04/20/2015	1079	LITE OWL & E-SERIES EQUIPMENT LEASE-MAY15	
Remit to: DALLAS, TX					<u>FYTD:</u> \$4,487.02
JOHNSON, TRACY	224789	04/27/2015	APR-2015	INSTRUCTOR SERVICES - SHITO-RYU KARATE CLASS	\$310.80
Remit to: MORENO VALLEY, CA					<u>FYTD:</u> \$2,314.40
JONES III, JOSEPH	224599	04/13/2015	2/2-3/31/15	MILEAGE REIMBURSEMENT	\$127.08
Remit to: FONTANA, CA					<u>FYTD:</u> \$273.24
JTH REAL ESTATE, LLC	224656	04/13/2015	BL#28155-YR2015	REFUND OF OVERPAYMENT FOR BL#28155	\$65.50
Remit to: ALISO VIEJO, CA					<u>FYTD:</u> \$65.50
JULIA LARA/ FARMERS INSURANCE AGENCY	224657	04/13/2015	BL#24590-YR2015	REFUND OF OVERPAYMENT #24590	\$64.50
Remit to: MORENO VALLEY, CA					<u>FYTD:</u> \$64.50
K & O AUTO PARTS	224855	04/27/2015	BL#26356-YR2015	REFUND OF OVERPAYMENT FOR BL#26356	\$249.00
Remit to: MORENO VALLEY, CA					<u>FYTD:</u> \$249.00
KEY FAMILY DAY CARE	224658	04/13/2015	BL#03672-YR2015	REFUND OF OVERPAYMENT FOR BL#03672	\$54.80
Remit to: MORENO VALLEY, CA					<u>FYTD:</u> \$54.80
KOA CORPORATION	224600	04/13/2015	JB44046x5	CONSULTANT - RECHE VISTA REALIGNMENT	\$9,680.00
Remit to: MONTEREY PARK, CA					<u>FYTD:</u> \$61,905.68

Attachment: April 2015 Payment Register (1500 : PAYMENT REGISTER - APRIL 2015)



City of Moreno Valley
Payment Register
 For Period 4/1/2015 through 4/30/2015

CHECKS UNDER \$25,000

<u>Vendor Name</u>	<u>Check/EFT Number</u>	<u>Payment Date</u>	<u>Inv Number</u>	<u>Invoice Description</u>	<u>Payment Amount</u>
KOSMONT COMPANIES	224790	04/27/2015	0008/MAR-15	ECONOMIC DEV'T. CONSULTING SVCS	\$5,529.10
Remit to: LOS ANGELES, CA					<u>FYTD:</u> \$43,117.08
KRONICK, MOSKOVITZ, TIEDEMANN & GIRARD	14738	04/13/2015	276605	LEGAL SERVICES-DISSOLUTION OF RDA	\$2,706.70
		04/13/2015	276103	LEGAL SERVICES-DISSOLUTION OF RDA	
Remit to: SACRAMENTO, CA					<u>FYTD:</u> \$6,289.30
LANIEL, PATRICIA A	224856	04/27/2015	MV2140220015	REFUND-PARKING CITATION OVERPAYMENT	\$115.00
Remit to: VISALIA, CA					<u>FYTD:</u> \$115.00
LATITUDE GEOGRAPHICS	224791	04/27/2015	201500339	GEOCORTEX -TECHNICAL SUPPORT HOURS 2/26-3/25/15	\$307.05
Remit to: VICTORIA, BC					<u>FYTD:</u> \$59,614.45
LAW ENFORCEMENT APPRECIATION COMMITTEE	224818	04/27/2015	4/30/15 EVENT	37TH ANNL LAW ENF. APPR. DINNER & AWARDS- COUNCIL MEMBER G. PRICE	\$75.00
Remit to: RIVERSIDE, CA					<u>FYTD:</u> \$75.00
LAWLER, SUSAN	224857	04/27/2015	R15-083619	AS REFUND-SPAY/NEUTER/RABIES DEPOSITS	\$95.00
Remit to: ALTADENA, CA					<u>FYTD:</u> \$95.00
LEANOS, LILIANA	224659	04/13/2015	MVU 7013078-03	SOLAR INCENTIVE REBATE	\$10,342.50
Remit to: MORENO VALLEY, CA					<u>FYTD:</u> \$10,342.50
LEE, JERI	14789	04/20/2015	MAR-2015	INSTRUCTOR SERVICES-ZUMBA KIDS CLASS	\$144.00
	224660	04/13/2015	1232057	REFUND FOR RENTAL DEPOSIT CONTRACT #28027	\$300.00
Remit to: MORENO VALLEY, CA					<u>FYTD:</u> \$516.00

Attachment: April 2015 Payment Register (1500 : PAYMENT REGISTER - APRIL 2015)



City of Moreno Valley
Payment Register
 For Period 4/1/2015 through 4/30/2015

CHECKS UNDER \$25,000

<u>Vendor Name</u>	<u>Check/EFT Number</u>	<u>Payment Date</u>	<u>Inv Number</u>	<u>Invoice Description</u>	<u>Payment Amount</u>
LENTON, JOHN	224734	04/20/2015	4/27-5/1/15	TRAVEL PER DIEM-CERT. LOGICAL OPERATOR & PHYS. ANALYST TRAINING	\$255.00
Remit to: MORENO VALLEY, CA					FYTD: \$255.00
LEON, CARLOS	224819	04/27/2015	5/4-5/8/15	TRAVEL PER DIEM-CELLULAR PHONE FORENSICS/INVESTIGATIONS TRNG.	\$255.00
Remit to: MORENO VALLEY, CA					FYTD: \$255.00
LEON, MAYRENI	224753	04/20/2015	MVU 7010197-04	SOLAR INCENTIVE REBATE	\$12,145.00
Remit to: MORENO VALLEY, CA					FYTD: \$12,145.00
LEXISNEXIS PRACTICE MGMT.	14840	04/27/2015	1503079164	LEGAL SERVICES	\$1,180.00
Remit to: LOS ANGELES, CA					FYTD: \$12,980.00
LIEBERT, CASSIDY, WHITMORE	224601	04/13/2015	4/20/15 WORKSHOP	ONSITE HARASSMENT WORKSHOP FOR THE COUNCIL MEMBERS	\$2,129.50
		04/13/2015	1400787	LEGAL SERVICES-MO140-00001	
	224793	04/27/2015	1400789	LEGAL SERVICES	\$3,315.00
Remit to: LOS ANGELES, CA					FYTD: \$221,337.22
LIVING WAY CHRISTIAN FELLOWSHIP	224661	04/13/2015	1232261	REFUND FOR PERMIT #27938	\$75.00
Remit to: MORENO VALLEY, CA					FYTD: \$75.00
LOGAN, KAMEELAH	224568	04/06/2015	1229685	REFUND FOR PICNIC SHELTER RESERVATION CANCELLATION	\$29.60
Remit to: MORENO VALLEY, CA					FYTD: \$29.60
LOTSHAW AIR CONDITIONING CO, INC	224662	04/13/2015	BL#09006-YR2015	REFUND OF OVERPAYMENT FOR BL#09006	\$53.79

Attachment: April 2015 Payment Register (1500 : PAYMENT REGISTER - APRIL 2015)



City of Moreno Valley
Payment Register
For Period 4/1/2015 through 4/30/2015

CHECKS UNDER \$25,000

Vendor Name	Check/EFT Number	Payment Date	Inv Number	Invoice Description	Payment Amount
Remit to: RIVERSIDE, CA					FYTD: \$53.79
LOZANO SMITH, LLP	224794	04/27/2015	31595	LEGAL SERVICES (CREDIT APPLIED)	\$1,601.43
		04/27/2015	32574	GENERAL LEGAL MATTERS	
Remit to: FRESNO, CA					FYTD: \$10,621.52
LYONS SECURITY SERVICE, INC	14703	04/06/2015	21835	SECURITY GUARD SVCS-LIBRARY-MAR15	\$4,802.54
		04/06/2015	21833	SECURITY GUARD SVCS-CITY HALL-MAR15	
	14739	04/13/2015	21834	SECURITY GUARD SVCS-CRC-MAR15	\$2,383.74
		04/13/2015	21836	SECURITY GUARD SVCS-COTTONWOOD G/C SPECIAL EVENTS-MAR15	
		04/13/2015	21838	SECURITY GUARD SVCS-CRC SPECIAL EVENTS-MAR15	
		04/13/2015	21839	SECURITY GUARD SVCS-TOWNGATE-MAR15	
		04/13/2015	21837	SECURITY GUARD SVCS-ELECTRIC UTILITY-MAR15	
Remit to: ANAHEIM, CA					FYTD: \$50,466.91
MAHER, ROBERT WILLIAM	224858	04/27/2015	CK#204824	REISSUE UNCLAIMED CHECK	\$231.28
Remit to: FULLERTON, CA					FYTD: \$231.28
MANDELL MUNICIPAL COUNSELING	224602	04/13/2015	MAR 2015	LEGAL SERVICES - CSD TRANSITIONS PROJECT	\$2,100.00
Remit to: LOS ANGELES, CA					FYTD: \$16,225.00
MARIN, GABRIEL	224859	04/27/2015	MV4150102024	REFUND-PARKING CITATION OVERPAYMENT	\$32.50
Remit to: MORENO VALLEY, CA					FYTD: \$32.50
MARIN, ROSARIO	224860	04/27/2015	MV3131015043	REFUND-PARKING CITATION OVERPAYMENT	\$100.00

Attachment: April 2015 Payment Register (1500 : PAYMENT REGISTER - APRIL 2015)



City of Moreno Valley
Payment Register
For Period 4/1/2015 through 4/30/2015

CHECKS UNDER \$25,000

<u>Vendor Name</u>	<u>Check/EFT Number</u>	<u>Payment Date</u>	<u>Inv Number</u>	<u>Invoice Description</u>	<u>Payment Amount</u>
Remit to: PERRIS, CA					FYTD: \$100.00
MARIPOSA HORTICULTURAL ENTERPRISES, INC.	14704	04/06/2015	67395	LANDSCAPE MAINT-CITY HALL-JAN15	\$4,541.00
		04/06/2015	67397	LANDSCAPE MAINT - ANNEX 1-JAN15	
		04/06/2015	67398	LANDSCAPE MAINT - VETERANS MEMORIAL-JAN15	
		04/06/2015	67396	LANDSCAPE MAINT - FIRE STATIONS-JAN15	
	14841	04/27/2015	68010	LANDSCAPE MAINT - CRC-MAR15	\$12,422.08
		04/27/2015	68006	LANDSCAPE MAINT - SCE OLD LAKE DR-MAR15	
		04/27/2015	68005	LANDSCAPE MAINT - SOUTH AQDCT B-MAR15	
		04/27/2015	68009	LANDSCAPE MAINT - CITY YARD-MAR15	
		04/27/2015	68002	LANDSCAPE MAINT - NORTH AQDCT-MAR15	
		04/27/2015	68015	LANDSCAPE MAINT - UTILITY	
		04/27/2015	68001	LANDSCAPE MAINT - VANDENBRG/FAY AQDCT-MAR15	
		04/27/2015	68008	LANDSCAPE MAINT - ASES BLDG-MAR15	
		04/27/2015	68011	LANDSCAPE MAINT - ELECTRIC-MAR15	
		04/27/2015	68004	LANDSCAPE MAINT - SOUTH AQDCT A-MAR15	
		04/27/2015	68012	LANDSCAPE MAINT - LIBRARY-MAR15	
		04/27/2015	68014	LANDSCAPE MAINT - SENIOR CENTER-MAR15	
		04/27/2015	67997	LANDSCAPE MAINT - TWNGTE COMM CTR-MAR15	
		04/27/2015	67998	LANDSCAPE MAINT - AQDCT BIKEWAY-MAR15	
		04/27/2015	67999	LANDSCAPE MAINT - BAY/GRAHAM AQDCT-MAR15	
		04/27/2015	68000	LANDSCAPE MAINT - DELPH/PERHAM/JFK AQDCT-MAR15	
		04/27/2015	68007	LANDSCAPE MAINT - ANIMAL SERVICES-MAR15	
		04/27/2015	68013	LANDSCAPE MAINT - PSB	

Attachment: April 2015 Payment Register (1500 : PAYMENT REGISTER - APRIL 2015)



City of Moreno Valley
Payment Register
 For Period 4/1/2015 through 4/30/2015

CHECKS UNDER \$25,000

<u>Vendor Name</u>	<u>Check/EFT Number</u>	<u>Payment Date</u>	<u>Inv Number</u>	<u>Invoice Description</u>	<u>Payment Amount</u>
MARIPOSA HORTICULTURAL ENTERPRISES, INC.	14841	04/27/2015	68003	LANDSCAPE MAINT - PAN AM AQDCT-MAR15	\$12,422.08
Remit to: IRWINDALE, CA					<u>FYTD:</u> \$492,217.93
MAYE, VANESSA A.	224663	04/13/2015	CK#3455 2/2/11	REISSUE UNCLAIMED CHECK-UTILITY REFUND (FORMERLY VANESSA WARD)	\$120.69
Remit to: DECATUR, GA					<u>FYTD:</u> \$120.69
MCGINIS, GREGORY	224861	04/27/2015	R15-084479	AS REFUND-TRAP DEPOSIT	\$50.00
Remit to: MORENO VALLEY, CA					<u>FYTD:</u> \$50.00
MEEKS, DANIEL	14740	04/13/2015	032915	SPORTS OFFICIATING SERVICES-SOFTBALL	\$42.00
	14842	04/27/2015	040915	SPORTS OFFICIATING SERVICES-SOFTBALL	\$231.00
		04/27/2015	041215	SPORTS OFFICIATING SERVICES-SOFTBALL	
		04/27/2015	032615	SPORTS OFFICIATING SERVICES-SOFTBALL	
		04/27/2015	040215	SPORTS OFFICIATING SERVICES-SOFTBALL	
Remit to: PERRIS, CA					<u>FYTD:</u> \$3,150.00
MENDONCA, MELEISA	14741	04/13/2015	0001	DESIGN SERVICES-SUMMER 2015 SOARING RECREATION GUIDE	\$1,525.00
Remit to: CANYON LAKE, CA					<u>FYTD:</u> \$1,525.00
MENDOZA, GRICELDA	224664	04/13/2015	MVU 7012427-04	SOLAR INCENTIVE REBATE	\$8,706.29
Remit to: MORENO VALLEY, CA					<u>FYTD:</u> \$8,706.29
MERCHANTS LANDSCAPE SERVICES INC	14706	04/06/2015	45147	LANDSCAPE MAINT-COVER MULCH INSTALLATION-ZN E3A	\$13,500.00
		04/06/2015	45146	LANDSCAPE MAINT-COVER MULCH INSTALLATION-ZN 05	
	14742	04/13/2015	45153	LANDSCAPE MAINT-ZONES SD LMD ZN 03 & 03A-MAR15	\$20,404.97

Attachment: April 2015 Payment Register (1500 : PAYMENT REGISTER - APRIL 2015)



City of Moreno Valley
Payment Register
 For Period 4/1/2015 through 4/30/2015

CHECKS UNDER \$25,000

<u>Vendor Name</u>	<u>Check/EFT Number</u>	<u>Payment Date</u>	<u>Inv Number</u>	<u>Invoice Description</u>	<u>Payment Amount</u>
MERCHANTS LANDSCAPE SERVICES INC	14742	04/13/2015	45152	LANDSCAPE MAINT-ZONES E-8, SD LMD ZN 05, 06 & 07-MAR15	\$20,404.97
Remit to: Santa Ana, CA					<u>FYTD:</u> \$248,548.45
MEYERS, NAVE, RIBACK, SILVER & WILSON	224603	04/13/2015	2015020158	LEGAL SERVICES - FEBRUARY 2015 - SUCCESSOR AGENCY	\$880.00
	224711	04/20/2015	2015020157	LEGAL SERVICES - FEBRUARY 2015	\$5,003.48
Remit to: OAKLAND, CA					<u>FYTD:</u> \$76,316.76
MGT OF AMERICA, INC.	14743	04/13/2015	26417	CONSULTING SERVICES FOR STATE MANDATED COST CLAIM FILING (SB 90)	\$6,000.00
Remit to: TALLAHASSEE, FL					<u>FYTD:</u> \$12,000.00
MINUTE LOAN CENTER	224754	04/20/2015	BL#15046-YR2015	REFUND OF OVERPAYMENT FOR BL#15046	\$89.64
Remit to: VIRGINIA BEACH, VA					<u>FYTD:</u> \$89.64
MODSPACE	224755	04/20/2015	BL#12227-YR2015	REFUND OF OVERPAYMENT FOR BL#12227	\$65.69
Remit to: BERWYN, PA					<u>FYTD:</u> \$65.69
MONICA TILE, INC	224862	04/27/2015	BL#28697-YR2015	REFUND OF OVERPAYMENT FOR BL#28697	\$77.00
Remit to: THOUSAND PALMS, CA					<u>FYTD:</u> \$77.00
MONTGOMERY, BRIDGETTE	224795	04/27/2015	MILEAGE REIMB	MILEAGE REIMBURSEMENT-12/11/14, 1/8/15 & 4/14/15	\$122.38
Remit to: YUCAIPA, CA					<u>FYTD:</u> \$641.88
MOORE, JEREMIAH	224569	04/06/2015	R15-081236	AS REFUND-SPAY/NEUTER DEPOSIT	\$75.00
Remit to: REDLANDS, CA					<u>FYTD:</u> \$75.00

Attachment: April 2015 Payment Register (1500 : PAYMENT REGISTER - APRIL 2015)



City of Moreno Valley
Payment Register
 For Period 4/1/2015 through 4/30/2015

CHECKS UNDER \$25,000

<u>Vendor Name</u>	<u>Check/EFT Number</u>	<u>Payment Date</u>	<u>Inv Number</u>	<u>Invoice Description</u>	<u>Payment Amount</u>
MORA , WENDY	224570	04/06/2015	R15-083796	AS REFUND-ADOPTION/LICENSE/VACCINATIONS/CHIP	\$82.00
Remit to: MORENO VALLEY, CA					<u>FYTD:</u> \$82.00
MORENO VALLEY CITY EMPLOYEES ASSOC.	14686	04/03/2015	2015-00000370	8710 - MVCEA EMPLOYEE DUES	\$1,239.50
	14772	04/17/2015	2015-00000399	8710 - MVCEA EMPLOYEE DUES*	\$1,239.50
Remit to: MORENO VALLEY, CA					<u>FYTD:</u> \$26,421.50
MORENO VALLEY HISTORICAL SOCIETY	224604	04/13/2015	4/10/15 EVENT	GOLDEN YEARS SPONSOR-5TH ANNUAL DINNER & SILENT AUCTION	\$1,000.00
Remit to: MORENO VALLEY, CA					<u>FYTD:</u> \$1,000.00
MORENO VALLEY MANAGEMENT ASSOCIATION	14708	04/06/2015	2015-00000358	8705 - MVMA EMPLOYEE DUES	\$660.00
	14792	04/20/2015	2015-00000378	8705 - MVMA EMPLOYEE DUES	\$660.00
Remit to: MORENO VALLEY, CA					<u>FYTD:</u> \$13,730.00
MORENO VALLEY TOW & RADIATOR	224712	04/20/2015	1156	EVIDENCE TOW AND STORAGE	\$165.00
Remit to: MORENO VALLEY, CA					<u>FYTD:</u> \$165.00
MORENO VALLEY UTILITY	224713	04/20/2015	7013411-01/MAR15	ELECTRICITY-UTILITY FIELD OFFICE	\$88.14
Remit to: HEMET, CA					<u>FYTD:</u> \$820,030.64
MURATALLA , GABRIELA	224863	04/27/2015	R15-083856	AS REFUND-SPAY/NEUTER DEPOSIT	\$75.00
Remit to: MORENO VALLEY , CA					<u>FYTD:</u> \$75.00
MUSIC CHANGING LIVES	14744	04/13/2015	MAR-15	INSTRUCTOR SERVICES-COMIC BOOK CREATION/DRAWING FOR KIDS CLASSES	\$333.00

Attachment: April 2015 Payment Register (1500 : PAYMENT REGISTER - APRIL 2015)



City of Moreno Valley
Payment Register
For Period 4/1/2015 through 4/30/2015

CHECKS UNDER \$25,000

Vendor Name	Check/EFT Number	Payment Date	Inv Number	Invoice Description	Payment Amount
Remit to: MORENO VALLEY, CA					FYTD: \$750.00
MUSICSTAR	224714	04/20/2015	MAR-2015	INSTRUCTOR SERVICES-GUITAR & PIANO FOR KIDS CLASSES	\$1,026.00
		04/20/2015	FEB-2015	INSTRUCTOR SERVICES-CREATIVE BRAIN SCIENCE/GUITAR/PIANO CLASSES	
Remit to: RIVERSIDE, CA					FYTD: \$4,909.05
NAMEKATA, DOUGLAS	224796	04/27/2015	APR-2015	INSTRUCTOR SERVICES - SHITO-RYU KARATE CLASS	\$310.80
Remit to: RIVERSIDE, CA					FYTD: \$2,576.60
NAMEKATA, JAMES	224797	04/27/2015	APR-2015	INSTRUCTOR SERVICES - SHITO-RYU KARATE CLASS	\$310.80
Remit to: RIVERSIDE, CA					FYTD: \$2,301.40
NATIONWIDE RETIREMENT SOLUTIONS CP	14689	04/03/2015	2015-00000373	8020 - DEF COMP PST - NATIONWIDE	\$1,853.82
	14768	04/17/2015	2015-00000395	8020 - DEF COMP PST - NATIONWIDE*	\$1,942.50
Remit to: COLUMBUS, OH					FYTD: \$736,022.85
NAVARRO, NANCY	224571	04/06/2015	1229794	REFUND DUE TO SCHEDULE CONFLICT	\$129.60
Remit to: MORENO VALLEY, CA					FYTD: \$129.60
NBS GOVERNMENT FINANCE GROUP	14843	04/27/2015	31500056	2015 COMPREHENSIVE FEE STUDY SERVICES-MAR 2015	\$570.00
Remit to: TEMECULA, CA					FYTD: \$43,090.00
NEVELL GROUP, INC	224665	04/13/2015	BL#17855-YR2015	REFUND OF OVERPAYMENT FOR BL#17855	\$311.49
Remit to: BREA, CA					FYTD: \$311.49

Attachment: April 2015 Payment Register (1500 : PAYMENT REGISTER - APRIL 2015)



City of Moreno Valley
Payment Register
 For Period 4/1/2015 through 4/30/2015

CHECKS UNDER \$25,000

<u>Vendor Name</u>	<u>Check/EFT Number</u>	<u>Payment Date</u>	<u>Inv Number</u>	<u>Invoice Description</u>	<u>Payment Amount</u>
NEW HORIZON MOBILE HOME PARK	14745	04/13/2015	MARCH 2015	UUT REFUND FOR MARCH 2015	\$18.77
Remit to: LOS ANGELES, CA					<u>FYTD:</u> \$149.33
NEWSOM, SUSAN	224666	04/13/2015	15-083155/083162	AS REFUND-SPAY/NEUTER & 2-RABIES DEPOSITS	\$115.00
Remit to: OCEANSIDE, CA					<u>FYTD:</u> \$115.00
NEXUS IS, INC.	14844	04/27/2015	JC647529	ACTIVE WIRELESS SITE SURVEY (WI-FI) FOR PSB-FINAL 50% BILLING	\$2,073.24
Remit to: VALENCIA, CA					<u>FYTD:</u> \$22,492.49
NGUYEN, HENRY	224572	04/06/2015	MVU 7008291-03	SOLAR INCENTIVE REBATE	\$6,238.75
Remit to: MORENO VALLEY, CA					<u>FYTD:</u> \$6,238.75
NINH, JANNETT L	224667	04/13/2015	BL#27634-YR2015	REFUND OF OVERPAYMENT FOR BL#27634	\$62.00
Remit to: ALHAMBRA, CA					<u>FYTD:</u> \$62.00
NIR PLUMBING, INC	224756	04/20/2015	BL#25204-YR2015	REFUND OF OVERPAYMENT FOR BL#25204	\$93.00
Remit to: RIVERSIDE, CA					<u>FYTD:</u> \$93.00
NOBEL SYSTEMS	14845	04/27/2015	13514	GIS DATA CONVERSION FOR MVU PROJECT	\$3,600.00
Remit to: SAN BERNARDINO, CA					<u>FYTD:</u> \$3,600.00
NOBLE AMERICAS ENERGY SOLUTIONS	14746	04/13/2015	621738	WHOLESALE POWER JAN 2015-RESOURCE ADEQUACY	\$22,850.01
Remit to: PASADENA, CA					<u>FYTD:</u> \$3,849,455.20
NORMAN A. TRAUB ASSOCIATES	14847	04/27/2015	15030	INVESTIGATION SERVICES	\$5,782.60

Attachment: April 2015 Payment Register (1500 : PAYMENT REGISTER - APRIL 2015)



City of Moreno Valley
Payment Register
For Period 4/1/2015 through 4/30/2015

CHECKS UNDER \$25,000

<u>Vendor Name</u>	<u>Check/EFT Number</u>	<u>Payment Date</u>	<u>Inv Number</u>	<u>Invoice Description</u>	<u>Payment Amount</u>
Remit to: YORBA LINDA, CA					FYTD: \$27,356.23
NUNEZ, GILBERTO	224573	04/06/2015	MVU 7010615-07	SOLAR INCENTIVE REBATE	\$7,262.50
Remit to: MORENO VALLEY, CA					FYTD: \$7,262.50
ODEN, MICAELA LUCHA	224864	04/27/2015	MV1141203028	REFUND-PARKING CITATION OVERPAYMENT	\$37.50
Remit to: MORENO VALLEY, CA					FYTD: \$37.50
ONESOURCE DISTRIBUTORS, INC.	224715	04/20/2015	S4552364.004	EMERGENCY REPLACEMENT EQUIPMENT	\$10,951.20
Remit to: OCEANSIDE, CA					FYTD: \$1,159,371.36
OPERATION SAFEHOUSE, INC.	14709	04/06/2015	JAN 2015	CDBG REIMBURSEMENT FOR SHELTER PROGRAM	\$710.71
	14747	04/13/2015	FEB 2015	CDBG REIMBURSEMENT FOR SHELTER PROGRAM	\$917.49
		04/13/2015	MAR 2015	CDBG REIMBURSEMENT FOR SHELTER PROGRAM	
Remit to: RIVERSIDE, CA					FYTD: \$7,084.58
ORROCK, POPKA, FORTINO & BRISLIN	14794	04/20/2015	90-037M STMT 23	LEGAL DEFENSE COSTS - OLGA RODRIGUEZ	\$1,836.00
Remit to: RIVERSIDE, CA					FYTD: \$105,711.32
OSKI, LLC	224757	04/20/2015	BL#26552-YR2015	REFUND OF OVERPAYMENT FOR BL#26552	\$61.00
Remit to: OAKLAND, CA					FYTD: \$61.00
OVERLAND PACIFIC & CUTLER, INC.	14848	04/27/2015	1503028	CONSULTANT - NASON/CACTUS TO FIR	\$2,520.00
Remit to: LONG BEACH, CA					FYTD: \$39,882.50

Attachment: April 2015 Payment Register (1500 : PAYMENT REGISTER - APRIL 2015)



**City of Moreno Valley
Payment Register
For Period 4/1/2015 through 4/30/2015**

CHECKS UNDER \$25,000

<u>Vendor Name</u>	<u>Check/EFT Number</u>	<u>Payment Date</u>	<u>Inv Number</u>	<u>Invoice Description</u>	<u>Payment Amount</u>
PACIFIC ALARM SERVICE, INC	14710	04/06/2015	R110910	BURGLAR ALARM WIRELESS RENT/SVC-MONITORING-MVU SUBSTATION-APR15	\$244.00
Remit to: BEAUMONT, CA					FYTD: \$2,440.00
PACIFIC ENERGY ADVISORS, INC	224607	04/13/2015	PEA-MVU-03-2015	CONSULTING SERVICES - MVU 10-YEAR RESOURCE PLAN	\$5,980.00
Remit to: SACRAMENTO, CA					FYTD: \$43,651.00
PACIFIC MOBILE STRUCTURES, INC	224758	04/20/2015	BL#23334-YR2015	REFUND OF OVERPAYMENT FOR BL#23334	\$62.41
Remit to: CHEHALIS, WA					FYTD: \$62.41
PACIFIC PRODUCTS & SERVICES, INC	224798	04/27/2015	18543	STEEL DRIVE RIVETS	\$3,240.00
Remit to: HIGHLAND, CA					FYTD: \$8,174.52
PADRON, JAIME REYNA	224574	04/06/2015	R15-082212	AS REFUND-RABIES DEPOSIT	\$20.00
Remit to: RIVERSIDE, CA					FYTD: \$20.00
PAINTING BY ZEB BODE	14711	04/06/2015	032615	REPAINTING SERVICES AT CRC	\$1,755.00
		04/06/2015	030515	ROOF TILES FOR SENIOR CTR	
Remit to: NORCO, CA					FYTD: \$28,942.79
PALOMINO, STEPHAINE	224668	04/13/2015	1232528	REFUND - PARENT PULLED CHILD OUT OF PEE WEE SOCCER	\$64.00
Remit to: PERRIS, CA					FYTD: \$64.00
PARTNERS IN DIVERSITY, INC.	14712	04/06/2015	020878	TEMPORARY SERVICES-PW/TRANS 3/16-3/20/15	\$1,390.35
		04/06/2015	020841	TEMPORARY SERVICES-PW/TRANS 3/9-3/12/15	
		04/27/2015	20970	TEMPORARY SERVICES-TRANSPORTATION	

Attachment: April 2015 Payment Register (1500 : PAYMENT REGISTER - APRIL 2015)



City of Moreno Valley
Payment Register
 For Period 4/1/2015 through 4/30/2015

CHECKS UNDER \$25,000

<u>Vendor Name</u>	<u>Check/EFT Number</u>	<u>Payment Date</u>	<u>Inv Number</u>	<u>Invoice Description</u>	<u>Payment Amount</u>
PARTNERS IN DIVERSITY, INC.	14849	04/27/2015	20925	TEMPORARY SERVICES-TRANSPORTATION	\$1,300.65
Remit to: MINNEAPOLIS, MN					<u>FYTD:</u> \$19,774.38
PATTERSON, III, DAYTON F	224669	04/13/2015	BL#12110-YR2015	REFUND OF OVERPAYMENT #12110	\$94.00
Remit to: MORENO VALLEY, CA					<u>FYTD:</u> \$94.00
PAZ, ERIKA	224575	04/06/2015	1229778	COTTONWOOD RENTAL REFUND DEPOSIT	\$200.00
Remit to: MORENO VALLEY, CA					<u>FYTD:</u> \$200.00
PEDLEY SQUARE VETERINARY CLINIC	14850	04/27/2015	MAR-2015	VETERINARY SERVICES FOR MV ANIMAL SHELTER	\$7,530.56
Remit to: RIVERSIDE, CA					<u>FYTD:</u> \$90,959.44
PENHALL COMPANY	224670	04/13/2015	BL#14608-YR2015	REFUND OF OVERPAYMENT FOR BL#14608	\$135.29
Remit to: MONSEY, NY					<u>FYTD:</u> \$135.29
PENIGAR TAX	224865	04/27/2015	BL#07877-YR2015	REFUND OF OVERPAYMENT FOR BL#07877	\$67.50
Remit to: MORENO VALLEY, CA					<u>FYTD:</u> \$67.50
PERCEPTIVE ENTERPRISES, INC.	14795	04/20/2015	MVL-17	DBE CONSULTANT	\$5,932.50
Remit to: LOS ANGELES, CA					<u>FYTD:</u> \$14,385.00
PEREZ, SONIA	224576	04/06/2015	1229008	REFUND FOR PEE WEE JR FLAG FOOTBALL	\$62.00
Remit to: MORENO VALLEY, CA					<u>FYTD:</u> \$62.00
PERMA	14851	04/27/2015	04/8/15	MV1344 DAVIS MEDIATION FEE	\$700.00
Remit to: PALM DESERT, CA					<u>FYTD:</u> \$986,760.61

Attachment: April 2015 Payment Register (1500 : PAYMENT REGISTER - APRIL 2015)



City of Moreno Valley
Payment Register
For Period 4/1/2015 through 4/30/2015

CHECKS UNDER \$25,000

<u>Vendor Name</u>	<u>Check/EFT Number</u>	<u>Payment Date</u>	<u>Inv Number</u>	<u>Invoice Description</u>	<u>Payment Amount</u>
PERS LONG TERM CARE PROGRAM	224541	04/06/2015	2015-00000359	4720 - PERS LONG TERM CARE	\$446.65
	224716	04/20/2015	2015-00000379	4720 - PERS LONG TERM CARE	\$446.65
Remit to: PASADENA, CA					FYTD: \$9,487.47
PETALS THE CLOWN & FRIENDS	224542	04/06/2015	101	PETALS THE CLOWN ENTERTAINMENT-BUNNY BRUNCH-SC 3/28/15	\$170.00
Remit to: RIVERSIDE, CA					FYTD: \$170.00
PIONEER CREDIT RECOVERY, INC	224543	04/06/2015	2015-00000360	1015 - GARNISHMENT - CREDITOR %	\$207.34
	224717	04/20/2015	2015-00000380	1015 - GARNISHMENT - CREDITOR %	\$223.92
Remit to: ARCADE, NY					FYTD: \$4,594.67
PITASSI ARCHITECTS, INC	14852	04/27/2015	13737	CONSULTANT - CORPORATE YARD FACILITY	\$10,530.44
Remit to: RANCHO CUCAMONGA, CA					FYTD: \$18,243.29
PIZZA FACTORY	224866	04/27/2015	BL#27592-YR2015	REFUND OF OVERPAYMENT FOR BL#27592	\$94.22
Remit to: MORENO VALLEY, CA					FYTD: \$94.22
PORTER, TIFFANY	224867	04/27/2015	R15-084706	AS REFUND - OVERPAYMENT ON LICENSE RENEWAL	\$19.00
Remit to: MORENO VALLEY, CA					FYTD: \$19.00
PRO NAILS & HAIR	224671	04/13/2015	BL#21642-YR2015	REFUND OF OVERPAYMENT FOR BL#21642	\$67.59
Remit to: MORENO VALLEY, CA					FYTD: \$67.59
PROACTIVE ENGINEERING CONSULTANTS, INC.	14713	04/06/2015	2591	CONSULTANT - ELSWORTH/SHERMAN	\$3,224.36

Attachment: April 2015 Payment Register (1500 : PAYMENT REGISTER - APRIL 2015)



City of Moreno Valley
Payment Register
 For Period 4/1/2015 through 4/30/2015

CHECKS UNDER \$25,000

<u>Vendor Name</u>	<u>Check/EFT Number</u>	<u>Payment Date</u>	<u>Inv Number</u>	<u>Invoice Description</u>	<u>Payment Amount</u>
Remit to: CORONA, CA					<u>FYTD:</u> \$285,479.00
PROFESSIONAL COMMUNICATIONS NETWORK PCN	224799	04/27/2015	150400376	LIVE ANSWERING SERVICE FOR TOW PROGRAM	\$530.00
Remit to: RIVERSIDE, CA					<u>FYTD:</u> \$6,138.50
PSOMAS	224718	04/20/2015	105286	CONSULTANT - CORPORATE YARD FACILITY	\$17,315.00
		04/20/2015	105283	CONSULTANT - HEACOCK/SAN MICHELE TO PVSD	
Remit to: LOS ANGELES, CA					<u>FYTD:</u> \$100,105.60
PYRO SPECTACULARS, INC.	224544	04/06/2015	52243	DEPOSIT (50%) - JULY 4, 2015 FIREWORKS DISPLAY	\$15,000.00
Remit to: RIALTO, CA					<u>FYTD:</u> \$30,666.00
RAFIDI, BISHARA	224868	04/27/2015	R15-084703	AS REFUND - OVERPAYMENT ON LICENSE RENEWAL	\$19.00
Remit to: MORENO VALLEY, CA					<u>FYTD:</u> \$19.00
RAIN FOR RENT	224672	04/13/2015	BL#11680-YR2015	REFUND OF OVERPAYMENT #11680	\$76.59
Remit to: BAKERSFIELD, CA					<u>FYTD:</u> \$76.59
RAMIREZ, ZOILA E	224869	04/27/2015	MV3141211017	REFUND-PARKING CITATION OVERPAYMENT	\$57.50
Remit to: MORENO VALLEY, CA					<u>FYTD:</u> \$57.50
RAMOS, ROBERTO	14853	04/27/2015	APR-2015	INSTRUCTOR SERVICES-KINDER KARATE & TAE KWON DO CLASSES	\$819.70
Remit to: MORENO VALLEY, CA					<u>FYTD:</u> \$5,228.70
RASMUSSEN BROTHERS CONSTRUCTION	224719	04/20/2015	2	CONSTRUCTION - TRANSPORTATION MGMT. CENTER	\$6,314.65

Attachment: April 2015 Payment Register (1500 : PAYMENT REGISTER - APRIL 2015)



City of Moreno Valley
Payment Register
 For Period 4/1/2015 through 4/30/2015

CHECKS UNDER \$25,000

<u>Vendor Name</u>	<u>Check/EFT Number</u>	<u>Payment Date</u>	<u>Inv Number</u>	<u>Invoice Description</u>	<u>Payment Amount</u>
Remit to: FALLBROOK, CA					<u>FYTD:</u> \$155,962.95
RAZ, ROSALINDA	224673	04/13/2015	MVU 7013339-02	SOLAR INCENTIVE REBATE	\$6,382.25
Remit to: MORENO VALLEY, CA					<u>FYTD:</u> \$6,382.25
REDBOX AUTOMATED RETAIL, LLC	224759	04/20/2015	BL#REDBOX-YR2015	REFUND OF OVERPAYMENT FOR BL#REDBOX	\$552.52
Remit to: VILLA PARK, IL					<u>FYTD:</u> \$552.52
RELIABLE ROOFING	224870	04/27/2015	BL#14371-YR2015	REFUND OF OVERPAYMENT FOR BL#14371	\$65.49
Remit to: RIVERSIDE, CA					<u>FYTD:</u> \$65.49
REPLANET, LLC	224674	04/13/2015	BL#25830-YR2015	REFUND OF OVERPAYMENT FOR BL#25830	\$79.46
Remit to: ONTARIO, CA					<u>FYTD:</u> \$79.46
REPUBLIC MASTER CHEFS TEXTILE RENTAL SERVICE	14854	04/27/2015	S448541	LINENS FOR SPECIAL EVENTS AT CRC	\$205.12
		04/27/2015	11539205	LINENS RENTAL FOR CRC BANQUET ROOM	
		04/27/2015	11522357	LINENS RENTAL FOR CRC BANQUET ROOM	
		04/27/2015	11543880	LINENS RENTAL FOR CRC BANQUET ROOM	
		04/27/2015	S444712	LINENS RENTAL FOR SPECIAL EVENTS AT CRC	
		04/27/2015	11533826	LINENS RENTAL FOR CRC BANQUET ROOM	
		04/27/2015	11528542	LINENS RENTAL FOR CRC BANQUET ROOM	
Remit to: LOS ANGELES, CA					<u>FYTD:</u> \$2,101.95
RESMED CORP	224871	04/27/2015	ACCT 06920	OVERPAYMENT	\$32.00
Remit to: SAN DIEGO, CA					<u>FYTD:</u> \$32.00

Attachment: April 2015 Payment Register (1500 : PAYMENT REGISTER - APRIL 2015)



City of Moreno Valley
Payment Register
 For Period 4/1/2015 through 4/30/2015

CHECKS UNDER \$25,000

<u>Vendor Name</u>	<u>Check/EFT Number</u>	<u>Payment Date</u>	<u>Inv Number</u>	<u>Invoice Description</u>	<u>Payment Amount</u>
REYES, JULIE	224545	04/06/2015	1/7-2/27/15	MILEAGE REIMBURSEMENT	\$132.83
	224800	04/27/2015	3/9-3/31/15	MILEAGE REIMBURSEMENT	\$103.50
Remit to: RANCHO CUCAMONGA, CA					<u>FYTD:</u> \$2,813.37
RICHARD LOPEZ CONSTRUCTION	224675	04/13/2015	BL#04021-YR2015	REFUND OF OVERPAYMENT FOR BL#04021	\$75.26
Remit to: CORONA, CA					<u>FYTD:</u> \$75.26
RICK ENGINEERING COMPANY	14748	04/13/2015	41876	CONSULTANT - CYCLE 4 BICYCLE ENHANCEMENTS	\$10,870.00
		04/13/2015	41874	CONSULTANT - PERRIS WIDENING/IRONWOOD TO MANZANITA	
		04/13/2015	41875	CONSULTANT - CYCLE 3 PEDESTRIAN	
Remit to: RIVERSIDE, CA					<u>FYTD:</u> \$63,135.00
RIGHTWAY SITE SERVICES, INC.	224720	04/20/2015	64918	PORTABLE RESTROOM/SVC-PSB CAR WASH AREA	\$365.60
	224801	04/27/2015	65731	PORTABLE RESTROOM/SVC-MARCH MIDDLE SCHOOL BASEBALL FIELD	\$597.32
		04/27/2015	65730	PORTABLE RESTROOM/SVC-EQUESTRIAN CENTER	
		04/27/2015	65729	PORTABLE RESTROOM/SVC-COTTONWOOD GOLF COURSE	
Remit to: LAKE ELSINORE, CA					<u>FYTD:</u> \$8,017.72
RIPPETOE LAW, P.C.	224721	04/20/2015	120655	LEGAL DEFENSE SERVICES - VENVEST BALLARD, INC.	\$931.35
Remit to: IRVINE, CA					<u>FYTD:</u> \$5,073.20
RIVERSIDE AREA RAPE CRISIS CENTER	224722	04/20/2015	FEB 2015	CDBG REIMBURSEMENT-CHILD ABUSE PREVENTION CENTER	\$803.71
Remit to: RIVERSIDE, CA					<u>FYTD:</u> \$14,269.48
RIVERSIDE COUNTY DEPARTMENT OF HEALTH	224802	04/27/2015	FA0039372	HEALTH PERMIT-COMMUNITY PARK SNACK BAR	\$208.00

Attachment: April 2015 Payment Register (1500 : PAYMENT REGISTER - APRIL 2015)



**City of Moreno Valley
Payment Register
For Period 4/1/2015 through 4/30/2015**

CHECKS UNDER \$25,000

<u>Vendor Name</u>	<u>Check/EFT Number</u>	<u>Payment Date</u>	<u>Inv Number</u>	<u>Invoice Description</u>	<u>Payment Amount</u>
Remit to: RIVERSIDE, CA					FYTD: \$1,086.00
RIVERSIDE COUNTY INFORMATION TECHNOLOGY (RCIT)	224546	04/06/2015	MZ030415-02	ANNUAL DATA DISTRIBUTION-FY2014/15	\$2,800.00
	224608	04/13/2015	9990170000-1502	VPN CONNECTION FOR CODE ENFORCEMENT STAFF-FEB15	\$28.98
Remit to: RIVERSIDE, CA					FYTD: \$2,973.88
RIVERSIDE COUNTY SHERIFF CIVIL DIVISION-WEST	224547	04/06/2015	2015-00000361	1015 - GARNISHMENT - CREDITOR %	\$250.00
	224723	04/20/2015	2015-00000381	1015 - GARNISHMENT - CREDITOR %	\$250.00
Remit to: RIVERSIDE, CA					FYTD: \$6,600.93
RJN INVESTIGATIONS, INC	14749	04/13/2015	038739	INVESTIGATION SERVICES	\$2,341.65
Remit to: TUSTIN, CA					FYTD: \$8,230.45
ROBINSON, SHAR	224676	04/13/2015	1232474	REFUND CLASS CANCELLED	\$98.00
Remit to: MORENO VALLEY, CA					FYTD: \$98.00
RODRIGUEZ, CECILIA	224872	04/27/2015	1236005	TOWNGATE RENTAL REFUND DEPOSIT	\$200.00
Remit to: MORENO VALLEY, CA					FYTD: \$200.00
RODRIGUEZ, SUSANA	224873	04/27/2015	R15-081805	AS REFUND-RABIES DEPOSIT	\$20.00
Remit to: MORENO VALLEY, CA					FYTD: \$20.00
ROJAS, STEVE	224677	04/13/2015	R15-084422	AS REFUND - OVERPAYMENT ON LICENSE RENEWAL	\$7.00
Remit to: MORENO VALLEY, CA					FYTD: \$7.00

Attachment: April 2015 Payment Register (1500 : PAYMENT REGISTER - APRIL 2015)



City of Moreno Valley
Payment Register
 For Period 4/1/2015 through 4/30/2015

CHECKS UNDER \$25,000

<u>Vendor Name</u>	<u>Check/EFT Number</u>	<u>Payment Date</u>	<u>Inv Number</u>	<u>Invoice Description</u>	<u>Payment Amount</u>
ROSAUPAN, RAUL	224874	04/27/2015	MVU 7013340-02	SOLAR INCENTIVE REBATE	\$7,542.50
Remit to: MORENO VALLEY, CA					FYTD: \$7,542.50
ROSECOMP, LLC	224760	04/20/2015	BL#26554-YR2015	REFUND OF OVERPAYMENT FOR BL#26554	\$244.00
Remit to: OAKLAND, CA					FYTD: \$244.00
ROYAL ROOF CO	224678	04/13/2015	BL#05802-YR2015	REFUND OF OVERPAYMENT FOR BL#05802	\$106.00
Remit to: POMONA, CA					FYTD: \$106.00
RUBY'S BANGLES	224761	04/20/2015	BL#11479-YR2015	REFUND OF OVERPAYMENT FOR BL#11479	\$78.10
Remit to: MORENO VALLEY, CA					FYTD: \$78.10
RUE 21, INC #1076	224762	04/20/2015	BL#24075-YR2015	REFUND OF OVERPAYMENT FOR BL#24075	\$1,000.00
Remit to: WARRENDALE, PA					FYTD: \$1,000.00
SAFEWAY SIGN CO.	14715	04/06/2015	1397	TRAFFIC SIGNS/POSTS/HARDWARE	\$1,548.18
Remit to: ADELANTO, CA					FYTD: \$40,366.74
SAN BERNARDINO & RIVERSIDE CO FIRE EQUIP	14796	04/20/2015	76804	FIRE EXTINGUISHER INSPECTIONS	\$168.30
		04/20/2015	76805	FIRE EXTINGUISHER SERVICE	
		04/20/2015	76803	FIRE EXTINGUISHER INSPECTION - PUBLIC SAFETY BLDG	
Remit to: SAN BERNARDINO, CA					FYTD: \$4,805.00
SANCHEZ, ANGEL	224875	04/27/2015	MV4140421032	REFUND-PARKING CITATION OVERPAYMENT	\$115.00
Remit to: COLTON, CA					FYTD: \$115.00

Attachment: April 2015 Payment Register (1500 : PAYMENT REGISTER - APRIL 2015)



City of Moreno Valley
Payment Register
 For Period 4/1/2015 through 4/30/2015

CHECKS UNDER \$25,000

<u>Vendor Name</u>	<u>Check/EFT Number</u>	<u>Payment Date</u>	<u>Inv Number</u>	<u>Invoice Description</u>	<u>Payment Amount</u>
SANCHEZ, MARGARITA	224763	04/20/2015	CK209558 9/19/11	REISSUE UNCLAIMED CHECK	\$723.00
Remit to: MORENO VALLEY, CA					<u>FYTD:</u> \$723.00
SANCHEZ, ROSARIO	224876	04/27/2015	1209348	PICNIC SHELTER REFUND	\$152.80
Remit to: MORENO VALLEY, CA					<u>FYTD:</u> \$152.80
SARES REGIS MANAGEMENT COMPANY	224679	04/13/2015	BL#19095-YR2015	REFUND OF OVERPAYMENT FOR BL#19095	\$62.00
Remit to: IRVINE, CA					<u>FYTD:</u> \$62.00
SARKISSIAN, JOE	224680	04/13/2015	MVU 7008019-14	SOLAR INCENTIVE REBATE	\$9,954.91
Remit to: MORENO VALLEY, CA					<u>FYTD:</u> \$9,954.91
SCHIEFELBEIN, LORI C.	224609	04/13/2015	MAR 2015	CONSULTANT SERVICES-ROTATIONAL TOW PROGRAM	\$921.25
Remit to: BULLHEAD CITY, AZ					<u>FYTD:</u> \$9,226.25
SCHMIDT, LINDA	224681	04/13/2015	MVU 7008173-02	SOLAR INCENTIVE REBATE	\$9,238.25
Remit to: MORENO VALLEY, CA					<u>FYTD:</u> \$9,238.25
SCHMITTLE, DONNA	224877	04/27/2015	R15-084561	AS REFUND-OVERPAYMENT ON LICENSE RENEWAL	\$19.00
Remit to: MORENO VALLEY, CA					<u>FYTD:</u> \$19.00
SCOTT, LAURIE	224764	04/20/2015	R15-083869	AS REFUND-SPAY/NEUTER DEPOSIT	\$75.00
Remit to: EL MONTE, CA					<u>FYTD:</u> \$75.00
SCRATCH MY BELLY RESCUE	224682	04/13/2015	R15-082453	AS REFUND - SPAY/NEUTER/RABIES DEPOSITS	\$95.00
Remit to: RANCHO SANTA FE, CA					<u>FYTD:</u> \$95.00

Attachment: April 2015 Payment Register (1500 : PAYMENT REGISTER - APRIL 2015)



City of Moreno Valley
Payment Register
 For Period 4/1/2015 through 4/30/2015

CHECKS UNDER \$25,000

<u>Vendor Name</u>	<u>Check/EFT Number</u>	<u>Payment Date</u>	<u>Inv Number</u>	<u>Invoice Description</u>	<u>Payment Amount</u>
SECOND CHANCE COCKER RESCUE	224577	04/06/2015	R15-083092	AS REFUND-SPAY/NEUTER DEPOSIT	\$75.00
Remit to: SANTA BARBARA, CA					<u>FYTD:</u> \$75.00
SECTRAN SECURITY, INC	224803	04/27/2015	15040722 - CH	ARMORED TRANSPORT SERVICES-CITY HALL-APR15	\$477.00
		04/27/2015	15040722 - ENT	ARMORED TRANSPORT SERVICES-MV UTILITY-APR15	
		04/27/2015	15040722 - PR	ARMORED TRANSPORT SERVICES-PARKS & COMM. SVCS.-APR15	
Remit to: LOS ANGELES, CA					<u>FYTD:</u> \$5,407.89
SHELTER, PEG	224683	04/13/2015	R15-084354	AS REFUND - SPAY/NEUTER DEPOSIT	\$75.00
Remit to: LAKE ELSINORE, CA					<u>FYTD:</u> \$75.00
SHERIFF'S SPECIAL EVENTS	224610	04/13/2015	4-8-15 EVENT	RESERVATION FOR 4 COUNCIL MEMBERS-ANNL DEPT. AWARDS CEREMONY	\$100.00
Remit to: RIVERSIDE, CA					<u>FYTD:</u> \$125.00
SILVERS, SALLY	224765	04/20/2015	R15-082789	AS REFUND-SPAY/NEUTER DEPOSIT	\$75.00
Remit to: CALIMESA, CA					<u>FYTD:</u> \$75.00
SIMPLEX GRINNELL, LP	224684	04/13/2015	BL#09835-YR2015	REFUND OF OVERPAYMENT FOR BL#09835	\$56.17
Remit to: BOCA RATON, FL					<u>FYTD:</u> \$56.17
SINCLAIR, BRIAN	224820	04/27/2015	5/4-5/8/15	TRAVEL PER DIEM-CELLULAR PHONE FORENSICS/INVESTIGATIONS TRNG.	\$255.00
Remit to: MORENO VALLEY, CA					<u>FYTD:</u> \$255.00
SKECHERS	224878	04/27/2015	MARCH 2015 PMT	SOLAR AND EE COMMERCIAL REBATES	\$4,073.91

Attachment: April 2015 Payment Register (1500 : PAYMENT REGISTER - APRIL 2015)



**City of Moreno Valley
Payment Register
For Period 4/1/2015 through 4/30/2015**

CHECKS UNDER \$25,000

<u>Vendor Name</u>	<u>Check/EFT Number</u>	<u>Payment Date</u>	<u>Inv Number</u>	<u>Invoice Description</u>	<u>Payment Amount</u>
Remit to: MANHATTAN BEACH, CA					FYTD: \$4,073.91
SKELTON, LANCE	224766	04/20/2015	MVU 7008317-11	SOLAR INCENTIVE REBATE	\$8,422.75
Remit to: MORENO VALLEY, CA					FYTD: \$8,422.75
SKONBERG, RIX	14855	04/27/2015	WINTER 2015	TUITION REIMBURSEMENT	\$495.00
Remit to: LA VERNE, CA					FYTD: \$1,356.75
SKY TRAILS MOBILE VILLAGE	14750	04/13/2015	MARCH 2015	UUT REFUND FOR MARCH 2015	\$35.94
Remit to: LOS ANGELES, CA					FYTD: \$383.54
SMART ENERGY SOLAR, INC.	224685	04/13/2015	B1500163	REFUND-80% PERMIT FEES (CANCELLED CONTRACT)	\$133.76
	224686	04/13/2015	B1500166	REFUND-80% PERMIT FEES (CANCELLED CONTRACT)	\$146.32
Remit to: CORONA, CA					FYTD: \$133.76
SOCO GROUP, INC	14751	04/13/2015	0149647-IN	FUEL FOR CITY VEHICLES & EQUIPMENT	\$7,557.11
		04/13/2015	0146452-IN	FUEL FOR CITY VEHICLES & EQUIPMENT	
Remit to: PERRIS, CA					FYTD: \$250,288.97
SOUTH COAST AIR QUALITY MGMT DISTRICT	224548	04/06/2015	2814700	EMISSIONS FEES-FS#58 GENERATOR	\$451.57
		04/06/2015	2814058	ANNUAL OPERATING FEES-FS#58 GENERATOR RULE	
	224611	04/13/2015	55641	1403 FORM-NOTIFICATION OF DEMO-SCAQMD	\$174.83
	224735	04/20/2015	2797001	EMISSIONS FEES-FIRE STATION #6	\$451.57
		04/20/2015	2796017	ANNUAL OPERATING FEES (REF NO. G33040)-FIRE STATION #6 GENERATOR	

Attachment: April 2015 Payment Register (1500 : PAYMENT REGISTER - APRIL 2015)



**City of Moreno Valley
Payment Register
For Period 4/1/2015 through 4/30/2015**

CHECKS UNDER \$25,000

<u>Vendor Name</u>	<u>Check/EFT Number</u>	<u>Payment Date</u>	<u>Inv Number</u>	<u>Invoice Description</u>	<u>Payment Amount</u>
Remit to: DIAMOND BAR, CA					FYTD: \$5,365.48
SOUTHERN CALIFORNIA EDISON 1	224549	04/06/2015	MAR-15 4/6/15	ELECTRICITY	\$5,439.04
	224612	04/13/2015	MAR-15 4/13/15	ELECTRICITY	\$5,980.45
Remit to: RIALTO, CA					FYTD: \$2,642,550.76
SOUTHERN CALIFORNIA GAS CO.	224725	04/20/2015	MAR-2015	GAS CHARGES	\$4,976.35
Remit to: MONTEREY PARK, CA					FYTD: \$57,840.02
SOUTHERN CALIFORNIA PUBLIC POWER AUTHORITY	14797	04/20/2015	0315	SHARED COST FOR SCPPA RESTRUCTURING-JAN 2015	\$191.76
		04/20/2015	0415	SHARED COST FOR SCPPA RESTRUCTURING-FEB 2015	
Remit to: GLENDORA, CA					FYTD: \$216,039.75
SOUTHERN PET SUPPLIES	14856	04/27/2015	9459	PET SUPPLIES-ASSORTED COLLARS/LEADS/HARNESSES	\$791.90
Remit to: SAN DIEGO, CA					FYTD: \$2,618.15
SPARKLETTS	14857	04/27/2015	7364551 032315	BOTTLED WATER/SVC.-SUNNYMEAD ELEMENTARY "A CHILD'S PLACE"	\$74.86
		04/27/2015	7363683 040215	BOTTLED WATER/SVC.-ARMADA ELEMENTARY "A CHILD'S PLACE"	
		04/27/2015	7364596 040215	BOTTLED WATER/SVC.-CREEKSIDE ELEMENTARY "A CHILD'S PLACE"	
Remit to: DALLAS, TX					FYTD: \$1,429.32
SPRINT	14798	04/20/2015	634235346-055	CELLULAR PHONE SERVICE FOR PD SET	\$374.77
Remit to: CAROL STREAM, IL					FYTD: \$4,623.14
STANDARD INSURANCE CO	14716	04/06/2015	150401	SUPPLEMENTAL INSURANCE	\$1,382.77

Attachment: April 2015 Payment Register (1500 : PAYMENT REGISTER - APRIL 2015)



**City of Moreno Valley
Payment Register
For Period 4/1/2015 through 4/30/2015**

CHECKS UNDER \$25,000

<u>Vendor Name</u>	<u>Check/EFT Number</u>	<u>Payment Date</u>	<u>Inv Number</u>	<u>Invoice Description</u>	<u>Payment Amount</u>
Remit to: PORTLAND, OR					<u>FYTD:</u> \$270,544.36
STANLEY CONVERGENT SECURITY SOLUTNS, INC	14858	04/27/2015	12300509	ALARM SYSTEM MONITORING SERVICES-GANG TASK FORCE OFFICE	\$124.95
Remit to: PALATINE, IL					<u>FYTD:</u> \$29,504.85
STAR CLEANERS	224687	04/13/2015	BL#06302-YR2015	REFUND OF OVERPAYMENT FOR BL#06302	\$126.50
Remit to: MORENO VALLEY, CA					<u>FYTD:</u> \$126.50
STATE BOARD OF EQUALIZATION	224726	04/20/2015	1ST QTR 2015	ACCT#31-000177-ELECTRICAL ENERGY SURCHARGE RETURN/JAN-MAR 2015	\$11,568.58
Remit to: SACRAMENTO, CA					<u>FYTD:</u> \$45,958.42
STATE BOARD OF EQUALIZATION 1	14870	04/27/2015	1ST QTR 2015	SALES & USE TAX REPORT FOR 1/1-3/31/15	\$2,123.00
Remit to: SACRAMENTO, CA					<u>FYTD:</u> \$24,793.00
STATE DISBURSEMENT UNIT	14688	04/03/2015	2015-00000372	1005 - GARNISHMENT - CHILD SUPPORT*	\$2,494.19
	14766	04/17/2015	2015-00000392	1005 - GARNISHMENT - CHILD SUPPORT*	\$2,494.19
Remit to: WEST SACRAMENTO, CA					<u>FYTD:</u> \$47,888.07
STATE OF CALIFORNIA DEPT. OF JUSTICE	224805	04/27/2015	090715	LIVE SCAN FINGERPRINTING APPS FOR PD-MAR15	\$2,158.00
Remit to: SACRAMENTO, CA					<u>FYTD:</u> \$40,287.00
STENO SOLUTIONS TRANSCRIPTION SVCS., IN	14859	04/27/2015	42828	TRANSCRIPTION SERVICES FOR PD-MAR 2015	\$4,322.56
Remit to: CORONA, CA					<u>FYTD:</u> \$27,842.72

Attachment: April 2015 Payment Register (1500 : PAYMENT REGISTER - APRIL 2015)



City of Moreno Valley
Payment Register
 For Period 4/1/2015 through 4/30/2015

CHECKS UNDER \$25,000

<u>Vendor Name</u>	<u>Check/EFT Number</u>	<u>Payment Date</u>	<u>Inv Number</u>	<u>Invoice Description</u>	<u>Payment Amount</u>
STEVE'S	224879	04/27/2015	B1500908	REFUND-80% OF ELECTRICAL PERMIT FEE-CANCELLED PROJECT	\$125.60
Remit to: RIVERSIDE, CA					<u>FYTD:</u> \$125.60
STEVE'S VALLEY NURSERY	224688	04/13/2015	BL#27108-YR2015	REFUND OF OVERPAYMENT FOR BL#27108	\$88.17
Remit to: MORENO VALLEY, CA					<u>FYTD:</u> \$88.17
STRADLING, YOCCA, CARLSON & RAUTH	14753	04/13/2015	295261-0032	LEGAL SERVICES-REDEVELOPMENT	\$125.00
Remit to: NEWPORT BEACH, CA					<u>FYTD:</u> \$42,669.23
STRICKLER ASSOCIATION, THE	14799	04/20/2015	7200	CONSULTANT SERVICES-HOUSING AUTHORITY PROJECTS	\$262.50
Remit to: SAN BERNARDINO, CA					<u>FYTD:</u> \$5,126.15
SUNGLASS HUT STORE #4536	224767	04/20/2015	BL#06427-YR2015	REFUND OF OVERPAYMENT FOR BL#06427	\$87.74
Remit to: MASON, OH					<u>FYTD:</u> \$87.74
SUNNYMEAD ACE HARDWARE	224615	04/13/2015	60707	MISC. SUPPLIES FOR FS#6	\$39.86
Remit to: MORENO VALLEY, CA					<u>FYTD:</u> \$2,664.88
TAQUERIA GUADALUPANA	224768	04/20/2015	BL#09830-YR2015	REFUND OF OVERPAYMENT FOR BL#09830	\$526.36
Remit to: MORENO VALLEY, CA					<u>FYTD:</u> \$526.36
TEK TIME SYSTEMS, LLC	14860	04/27/2015	2048365	TIME STAMP MACHINE REPAIR	\$234.64
Remit to: SAN BERNARDINO, CA					<u>FYTD:</u> \$234.64
TENASKA ENERGY, INC	14717	04/06/2015	1342-FEB-15-01	RESOURCE ADEQUACY-MV UTILITY	\$18,760.00
	14754	04/13/2015	1342-MAR-15-01	RESOURCE ADEQUACY-MV UTILITY	\$21,440.00

Attachment: April 2015 Payment Register (1500 : PAYMENT REGISTER - APRIL 2015)



City of Moreno Valley
Payment Register
 For Period 4/1/2015 through 4/30/2015

CHECKS UNDER \$25,000

<u>Vendor Name</u>	<u>Check/EFT Number</u>	<u>Payment Date</u>	<u>Inv Number</u>	<u>Invoice Description</u>	<u>Payment Amount</u>
Remit to: OMAHA, NE					<u>FYTD:</u> \$141,130.00
THE ADVANTAGE GROUP/ FLEX ADVANTAGE	14800	04/20/2015	2015-00000382	4511 - FSA - MED CARE REIMB 2015*	\$4,293.25
	14861	04/27/2015	86111	MAR. 2015 ADMIN FEES FOR HRA, FLEX & COBRA PROGRAM	\$1,242.75
Remit to: TEMECULA, CA					<u>FYTD:</u> \$193,374.77
THE FINISH LINE, INC	224769	04/20/2015	BL#27761-YR2015	REFUND OF OVERPAYMENT FOR BL#27761	\$82.85
Remit to: INDIANAPOLIS, IN					<u>FYTD:</u> \$82.85
THE SALVATION ARMY	224689	04/13/2015	1231963	REFUND FOR PERMIT #27741	\$75.00
Remit to: MORENO VALLEY, CA					<u>FYTD:</u> \$75.00
THERMAL-COOL INC.	224550	04/06/2015	w/o-6317	SERVICE CALL-IVU PROGRAMMING-CRC HVAC	\$465.00
		04/06/2015	w/o-6348	SERVICE CALL-BI PASSED CONTROL POINT-CRC HVAC	
Remit to: RIVERSIDE, CA					<u>FYTD:</u> \$20,841.60
THOMPSON COBURN LLP	14719	04/06/2015	3092430	LEGAL SERVICES FOR MVU-NERC COMPLIANCE-FEB15	\$44.04
Remit to: WASHINGTON, DC					<u>FYTD:</u> \$4,327.87
TIME WARNER CABLE	224808	04/27/2015	031518001 4/1/15	CABLE TV SERVICE FOR COTTONWOOD GOLF CENTER	\$63.76
Remit to: PITTSBURGH, PA					<u>FYTD:</u> \$7,594.88
TOBACCO & GIFTS	224770	04/20/2015	BL#27858-YR2015	REFUND OF OVERPAYMENT FOR BL#27858	\$184.42
Remit to: MORENO VALLEY, CA					<u>FYTD:</u> \$184.42
TOM & DAWN DAY	224690	04/13/2015	BL#23652-YR2015	REFUND OF OVERPAYMENT FOR BL#23652	\$186.00

Attachment: April 2015 Payment Register (1500 : PAYMENT REGISTER - APRIL 2015)



City of Moreno Valley
Payment Register
 For Period 4/1/2015 through 4/30/2015

CHECKS UNDER \$25,000

<u>Vendor Name</u>	<u>Check/EFT Number</u>	<u>Payment Date</u>	<u>Inv Number</u>	<u>Invoice Description</u>	<u>Payment Amount</u>
Remit to: RIVERSIDE, CA					<u>FYTD:</u> \$186.00
TORRES, MIGUEL	224691	04/13/2015	MVU 7011277-02	SOLAR INCENTIVE REBATE	\$11,004.00
Remit to: MORENO VALLEY, CA					<u>FYTD:</u> \$11,004.00
TR DESIGN GROUP, INC.	14862	04/27/2015	2175	CONSULTANT - FIRE STATION #48	\$1,500.00
Remit to: RIVERSIDE, CA					<u>FYTD:</u> \$13,366.26
TREJO, MIRIAM	224771	04/20/2015	1233998	TOWNGATE RENTAL REFUND DEPOSIT	\$200.00
Remit to: MORENO VALLEY, CA					<u>FYTD:</u> \$200.00
TRICHE, TARA	14863	04/27/2015	APR-2015	INSTRUCTOR SERVICES-DANCE CLASSES	\$2,203.35
Remit to: MORENO VALLEY, CA					<u>FYTD:</u> \$21,132.15
TRP FUND I, LLC	224692	04/13/2015	BL#28539-YR2015	REFUND OF OVERPAYMENT #28539	\$62.00
Remit to: NEWPORT BEACH, CA					<u>FYTD:</u> \$62.00
TRUGREEN LANDCARE	14756	04/13/2015	7911180	LANDSCAPE MAINT.-ZONES E-7, SD LMD ZN 01, 01A, & 08-MAR15	\$19,011.32
		04/13/2015	7911182	LANDSCAPE MAINT.-SD LMD ZN 04-MAR15	
	14757	04/13/2015	7918318	LANDSCAPE MAINT.-EXTRA WORK-ZONE 1A	\$525.00
	14801	04/20/2015	7911185	LANDSCAPE MAINT.-ZONE S-MAR. 2015	\$5,555.30
	14864	04/20/2015	7911179	LANDSCAPE MAINT.-ZONE M-MAR. 2015	
		04/27/2015	7911184	LANDSCAPE MOWING-ZONE A PARKS-MAR15	\$11,854.53
04/27/2015	7911186	LANDSCAPE MOWING-CFD#1- MAR15			
Remit to: SAN FRANCISCO, CA					<u>FYTD:</u> \$423,084.82
TUKES, JOSHUA	14865	04/27/2015	APR-2015	INSTRUCTOR SERVICES-WATERCOLOR TECHNIQUE CLASS	\$264.00

Attachment: April 2015 Payment Register (1500 : PAYMENT REGISTER - APRIL 2015)



**City of Moreno Valley
Payment Register
For Period 4/1/2015 through 4/30/2015**

CHECKS UNDER \$25,000

<u>Vendor Name</u>	<u>Check/EFT Number</u>	<u>Payment Date</u>	<u>Inv Number</u>	<u>Invoice Description</u>	<u>Payment Amount</u>
TUKES, JOSHUA	14865	04/27/2015	MAR-2015	INSTRUCTOR SERVICES-WATERCOLOR TECHNIQUE CLASS	\$264.00
Remit to: MORENO VALLEY, CA					FYTD: \$480.00
TURF STAR, INC.	224551	04/06/2015	6887385-00	PARTS FOR COTTONWOOD GOLF COURSE EQUIPMENT	\$44.87
Remit to: SAN FRANCISCO, CA					FYTD: \$4,495.12
TWINING LABORATORIES OF SO. CALIFORNIA	224727	04/20/2015	56322	CONSULTANT - PERRIS WIDENING/IRONWOOD TO MANZANITA	\$5,986.50
		04/20/2015	56331	CONSULTANT - HEACOCK/SAN MICHELE TO PVSD	
	224809	04/27/2015	55729	CONSULTANT - PERRIS WIDENING/IRONWOOD TO MANZANITA	\$9,825.00
Remit to: LONG BEACH, CA					FYTD: \$57,111.00
U.S. HEALTHWORKS MEDICAL GROUP	14758	04/13/2015	130084399 2/23	HEALTH INSURANCE CLAIM-EMPLOYEE INJURY TREATMENT	\$490.05
		04/13/2015	2660441-CA	EMPLOYMENT DOT EXAMS	
		04/13/2015	2666663-CA	EMPLOYMENT DOT EXAMS	
	14866	04/27/2015	130084399 02/23	HEALTH INSURANCE CLAIM-EMPLOYEE INJURY TREATMENT	\$224.43
Remit to: VALENCIA, CA					FYTD: \$1,718.48
U.S. POSTAL SERVICE	224628	04/13/2015	20159316445679M1	POSTAGE DEPOSIT-MAILER TO PROSPECTIVE VENDORS FOR PLANET BIDS	\$609.94
Remit to: MORENO VALLEY, CA					FYTD: \$35,669.94
ULTRASERV AUTOMATED SERVICES, LLC	224728	04/20/2015	3590:021094	COFFEE SVC SUPPLIES-ANNEX 1	\$1,656.48
		04/20/2015	3590:019799	COFFEE SVC SUPPLIES-CITY HALL/CITY CLERK LOCATION	
		04/20/2015	3590:021257	COFFEE SVC SUPPLIES-ANIMAL SHELTER	
		04/20/2015	3590:021092	COFFEE SVC SUPPLIES-CITY YARD	

Attachment: April 2015 Payment Register (1500 : PAYMENT REGISTER - APRIL 2015)



City of Moreno Valley
Payment Register
For Period 4/1/2015 through 4/30/2015

CHECKS UNDER \$25,000

<u>Vendor Name</u>	<u>Check/EFT Number</u>	<u>Payment Date</u>	<u>Inv Number</u>	<u>Invoice Description</u>	<u>Payment Amount</u>
ULTRASERV AUTOMATED SERVICES, LLC	224728	04/20/2015	3590:021884	COFFEE SVC SUPPLIES-ANIMAL SHELTER	\$1,656.48
		04/20/2015	3590:021247	COFFEE SVC SUPPLIES-CITY HALL/PUBLIC WORKS LOCATION	
		04/20/2015	3590:021259	COFFEE SVC SUPPLIES-ANNEX 1	
		04/20/2015	3590:021273	COFFEE SVC SUPPLIES-CITY HALL/CITY CLERK LOCATION	
		04/20/2015	3590:021250	COFFEE SVC SUPPLIES-CITY HALL/BREAKROOM LOCATION	
		04/20/2015	3590:021254	COFFEE SVC SUPPLIES-CITY YARD	
		04/20/2015	3590:021652	COFFEE SVC SUPPLIES-CITY YARD	
	224810	04/20/2015	3590:021650	COFFEE SVC SUPPLIES-CITY HALL/PUBLIC WORKS LOCATION	\$249.40
		04/27/2015	3590:019019	COFFEE SVC SUPPLIES-CITY YARD	
		04/27/2015	3590:019538	COFFEE SVC SUPPLIES-CITY YARD	
Remit to: COSTA MESA, CA					FYTD: \$14,734.96
UNDERGROUND SERVICE ALERT	14867	04/27/2015	320150451 (c)	DIGALERT TICKETS SUBSCRIPTION SERVICE	\$308.25
		04/27/2015	320150451 (b)	DIGALERT TICKETS SUBSCRIPTION SERVICE	
		04/27/2015	320150451 (a)	DIGALERT TICKETS SUBSCRIPTION SERVICE	
Remit to: CORONA, CA					FYTD: \$3,701.25
UNI BEAUTY SUPPLY	224693	04/13/2015	BL#16610-YR2015	REFUND OF OVERPAYMENT FOR BL#16610	\$61.10
Remit to: MORENO VALLEY, CA					FYTD: \$61.10
UNITED ROTARY BRUSH CORP	14759	04/13/2015	284122	STREET SWEEPER BROOM KITS/RECONDITIONING	\$1,334.79
		04/13/2015	284018	STREET SWEEPER BROOM KITS/RECONDITIONING	
Remit to: KANSAS CITY, MO					FYTD: \$36,220.54
UNITED SITE SERVICES OF CA, INC.	14760	04/13/2015	114-2792336	FENCE RENTAL AT ANIMAL SHELTER	\$106.65

Attachment: April 2015 Payment Register (1500 : PAYMENT REGISTER - APRIL 2015)



City of Moreno Valley
Payment Register
 For Period 4/1/2015 through 4/30/2015

CHECKS UNDER \$25,000

<u>Vendor Name</u>	<u>Check/EFT Number</u>	<u>Payment Date</u>	<u>Inv Number</u>	<u>Invoice Description</u>	<u>Payment Amount</u>
UNITED SITE SERVICES OF CA, INC.	14761	04/13/2015	114-2798312	SERVICES - FIRE STATION #48	\$299.19
	14868	04/27/2015	114-2655480	SERVICES - FIRE STATION #48	\$927.77
		04/27/2015	114-2655481	SERVICES - FIRE STATION #48 REMODEL	
Remit to: EL MONTE, CA					<u>FYTD:</u> \$9,420.08
UNITED STATES TREASURY - 4	224552	04/06/2015	2015-00000363	1001 - GARNISHMENT - IRS TAX LEVY	\$238.93
	224729	04/20/2015	2015-00000383	1001 - GARNISHMENT - IRS TAX LEVY	\$238.93
Remit to: FRESNO, CA					<u>FYTD:</u> \$4,365.47
UNITED WAY OF INLAND VALLEYS	14721	04/06/2015	2015-00000364	8720 - UNITED WAY	\$1,922.50
		04/06/2015	2014	2014 EMPLOYEE GIVING CAMPAIGN SPECIAL EVENTS PROCEEDS	
	14802	04/20/2015	2015-00000384	8720 - UNITED WAY	\$22.50
Remit to: RIVERSIDE, CA					<u>FYTD:</u> \$6,463.00
UNIVAR USA, INC	224811	04/27/2015	RV585278	FERTILIZER/AG CHEMICALS	\$950.40
Remit to: LOS ANGELES, CA					<u>FYTD:</u> \$2,706.14
UNIVERSITY OF CALIFORNIA, DAVIS	224616	04/13/2015	S1501455	LABORATORY TESTS FOR THE MV ANIMAL SHELTER	\$495.00
Remit to: DAVIS, CA					<u>FYTD:</u> \$3,067.30
USA MOBILITY/ARCH WIRELESS	14722	04/06/2015	Y6218870C	PAGER SERVICE	\$4.68
Remit to: SPRINGFIELD, VA					<u>FYTD:</u> \$59.16
USC SOL PRICE SCHOOL OF PUBLIC POLICY EXED	224812	04/27/2015	1175	USC PRICE EXEC. EDUCATION, FRANK V. ZERUNYAN, J.D. DIRECTOR	\$275.00

Attachment: April 2015 Payment Register (1500 : PAYMENT REGISTER - APRIL 2015)



City of Moreno Valley
Payment Register
 For Period 4/1/2015 through 4/30/2015

CHECKS UNDER \$25,000

<u>Vendor Name</u>	<u>Check/EFT Number</u>	<u>Payment Date</u>	<u>Inv Number</u>	<u>Invoice Description</u>	<u>Payment Amount</u>
Remit to: LOS ANGELES, CA					FYTD: \$275.00
UTAH PACIFIC CONSTRUCTION COMPANY	224880	04/27/2015	BL#14561-YR2015	REFUND OF OVERPAYMENT FOR BL#14561	\$72.00
Remit to: MURRIETA, CA					FYTD: \$72.00
VAL VERDE UNIFIED SCHOOL DISTRICT	224881	04/27/2015	VALVERDE TO 3_15	SOLAR AND EE COMMERCIAL REBATES	\$6,437.72
Remit to: PERRIS, CA					FYTD: \$6,437.72
VARGAS, MARIA	224882	04/27/2015	MVU 7008318-03	SOLAR INCENTIVE REBATE	\$8,389.29
Remit to: MORENO VALLEY, CA					FYTD: \$8,389.29
VAZQUEZ, ELSA GUADALUPE	224883	04/27/2015	MV3150325030	REFUND-PARKING CITATION OVERPAYMENT	\$57.50
Remit to: MORENO VALLEY, CA					FYTD: \$57.50
VAZQUEZ, ROSA	224884	04/27/2015	MV3131018024	REFUND-PARKING CITATION OVERPAYMENT	\$172.50
	224885	04/27/2015	MV3131022036	REFUND-PARKING CITATION OVERPAYMENT	\$57.50
Remit to: MORENO VALLEY, CA					FYTD: \$172.50
VEHICLE REGISTRATION COLLECTIONS	224553	04/06/2015	2015-00000365	1015 - GARNISHMENT - CREDITOR %	\$52.01
	224730	04/20/2015	2015-00000385	1015 - GARNISHMENT - CREDITOR %	\$52.56
Remit to: RANCHO CORDOVA, CA					FYTD: \$1,142.71
VERIZON CALIFORNIA	224617	04/13/2015	1258220327MAR-15	FIOS SERVICES FOR FIRE STATION 99	\$117.94
	224813	04/27/2015	310 175-9704/'15	ANNUAL PHONE DIRECTORY AD	\$61.75

Attachment: April 2015 Payment Register (1500 : PAYMENT REGISTER - APRIL 2015)



City of Moreno Valley
Payment Register
For Period 4/1/2015 through 4/30/2015

CHECKS UNDER \$25,000

Vendor Name	Check/EFT Number	Payment Date	Inv Number	Invoice Description	Payment Amount
Remit to: DALLAS, TX					FYTD: \$6,294.28
VICTOR MEDICAL CO	224618	04/13/2015	3725439	ANIMAL MEDICAL SUPPLIES/VACCINES	\$1,701.00
Remit to: LAKE FOREST, CA					FYTD: \$24,517.77
VILLA, JUAN	224886	04/27/2015	PA14-0032/0033	REFUND-10% OF PLANNING FILING FEES	\$75.00
Remit to: MORENO VALLEY, CA					FYTD: \$75.00
VISION SERVICE PLAN	14723	04/06/2015	150401	EMPLOYEE VISION INSURANCE	\$3,969.60
Remit to: SAN FRANCISCO, CA					FYTD: \$40,008.61
VOYA INSURANCE AND ANNUITY COMPANY	224731	04/20/2015	2015-00000386	8792 - VOYA (FORMERLY ING) - EMPLOYEE *	\$325.00
Remit to: DES MOINES, IA					FYTD: \$3,225.00
VOYAGER FLEET SYSTEM, INC.	14762	04/13/2015	869336602513	FUEL PURCHASES	\$5,488.92
		04/13/2015	869336602509	FUEL PURCHASES	
		04/13/2015	869211615509	CNG PURCHASES	
		04/13/2015	869211615513	CNG PURCHASES	
Remit to: HOUSTON, TX					FYTD: \$27,214.07
VULCAN MATERIALS CO, INC.	14763	04/13/2015	70708996	ASPHALTIC MATERIALS	\$1,984.19
		04/13/2015	70711198	ASPHALTIC MATERIALS	
		04/13/2015	70708995	ASPHALTIC MATERIALS	
		04/13/2015	70713096	ASPHALTIC MATERIALS	
Remit to: LOS ANGELES, CA					FYTD: \$28,451.86

Attachment: April 2015 Payment Register (1500 : PAYMENT REGISTER - APRIL 2015)



City of Moreno Valley
Payment Register
 For Period 4/1/2015 through 4/30/2015

CHECKS UNDER \$25,000

<u>Vendor Name</u>	<u>Check/EFT Number</u>	<u>Payment Date</u>	<u>Inv Number</u>	<u>Invoice Description</u>	<u>Payment Amount</u>
WEBFORTIS, LLC	224619	04/13/2015	194	CRM CODE & SYSTEM UPGRADE SERVICES FROM V2011 TO V2013	\$3,135.00
Remit to: WALNUT CREEK, CA					<u>FYTD:</u> \$37,703.75
WEST COAST ARBORISTS, INC.	14764	04/13/2015	104398	TREE TRIMMING/REMOVAL SERVICES-SD LMD ZN 03 & 04	\$1,750.00
Remit to: ANAHEIM, CA					<u>FYTD:</u> \$92,005.00
WEST PAYMENT CENTER	224814	04/27/2015	831576683	AUTO TRACK SERVICES FOR PD INVESTIGATIONS-MAR15	\$753.98
Remit to: CAROL STREAM, IL					<u>FYTD:</u> \$14,282.24
WEST, LINDA	224694	04/13/2015	R15-082478	AS REFUND - RABIES DEPOSITS ON 2 DOGS	\$40.00
Remit to: MORENO VALLEY, CA					<u>FYTD:</u> \$40.00
WESTERN AUDIO VISUAL	224732	04/20/2015	9649	AUDIO VISUAL EQUIPMENT FOR THE CRESTRON SYSTEM	\$9,070.98
Remit to: CARLSBAD, CA					<u>FYTD:</u> \$9,070.98
WESTERN MUNICIPAL WATER DISTRICT	224815	04/27/2015	24753-018620/MR5	WATER CHARGES-MARB BALLFIELDS	\$2,390.85
		04/27/2015	23821-018258/MR5	WATER CHARGES-MFPCC BLDG. 938	
		04/27/2015	23821-018257/MR5	WATER CHARGES-MFPCC LANDSCAPE	
		04/27/2015	23866-018292/MR5	WATER CHARGES-SKATE PARK	
Remit to: ARTESIA, CA					<u>FYTD:</u> \$30,930.56
WESTERN NATIONAL PROPERTY MANAGMENT	224887	04/27/2015	OVERPAYMENT	OVERPAYMENT	\$146.24
Remit to: IRVINE, CA					<u>FYTD:</u> \$146.24
WICKLIFF, ANTHONY	224695	04/13/2015	MVU 7013721-02	SOLAR INCENTIVE REBATE	\$10,424.75

Attachment: April 2015 Payment Register (1500 : PAYMENT REGISTER - APRIL 2015)



**City of Moreno Valley
Payment Register
For Period 4/1/2015 through 4/30/2015**

CHECKS UNDER \$25,000

<u>Vendor Name</u>	<u>Check/EFT Number</u>	<u>Payment Date</u>	<u>Inv Number</u>	<u>Invoice Description</u>	<u>Payment Amount</u>
Remit to: MORENO VALLEY, CA					FYTD: \$10,424.75
WILLDAN FINANCIAL SERVICES	14765	04/13/2015	010-26822	CONSULTING SERVICES-CFD ANNEXATION	\$5,950.00
		04/13/2015	010-26714	CONSULTING SERVICES-CFD ANNEXATION	
	14803	04/20/2015	010-27409	CONSULTING SERVICES-CFD ANNEXATION	\$1,700.00
	14869	04/27/2015	010-26663	ANNUAL BOND DISCLOSURE & REPORTING SERVICES	\$4,000.00
Remit to: TEMECULA, CA					FYTD: \$41,000.00
WILLIAMS, REGINALD	224578	04/06/2015	MVU 7010492-03	SOLAR INCENTIVE REBATE	\$10,806.25
Remit to: MORENO VALLEY, CA					FYTD: \$10,806.25
WILLIAMSON, CAROL	224696	04/13/2015	15069297	REFUND FOR APPEAL CITATION 15069297	\$32.00
Remit to: MORENO VALLEY, CA					FYTD: \$32.00
WILLIS, ROBERT H	224621	04/13/2015	032915	SPORTS OFFICIATING SERVICES-SOFTBALL	\$42.00
	224816	04/27/2015	040215	SPORTS OFFICIATING SERVICES-SOFTBALL	\$168.00
		04/27/2015	040915	SPORTS OFFICIATING SERVICES-SOFTBALL	
		04/27/2015	041215	SPORTS OFFICIATING SERVICES-SOFTBALL	
Remit to: PERRIS, CA					FYTD: \$3,045.00
WILTZ-DAVIS, KAMIKO	224736	04/20/2015	3/30-4/3/15 REIM	CAR RENTAL & GASOLINE EXPENSE REIMBURSEMENT-CAPE TRAINING SEMINAR	\$314.93
Remit to: MORENO VALLEY, CA					FYTD: \$563.43
WINE WAREHOUSE	224697	04/13/2015	BL#07257-YR2015	REFUND OF OVERPAYMENT FOR BL#07257	\$69.60
Remit to: CITY OF COMMERCE, CA					FYTD: \$69.60

Attachment: April 2015 Payment Register (1500 : PAYMENT REGISTER - APRIL 2015)



City of Moreno Valley
Payment Register
 For Period 4/1/2015 through 4/30/2015

CHECKS UNDER \$25,000

<u>Vendor Name</u>	<u>Check/EFT Number</u>	<u>Payment Date</u>	<u>Inv Number</u>	<u>Invoice Description</u>	<u>Payment Amount</u>
WOLF, JOSH	224888	04/27/2015	R15-084801	AS REFUND-SPAY/NEUTER DEPOSIT	\$75.00
Remit to: SHERMAN OAKS, CA					<u>FYTD:</u> \$75.00
XAVIER PLUMBING & MECHANICAL	224889	04/27/2015	BL#24713-YR2015	REFUND OF OVERPAYMENT FOR BL#24713	\$55.63
Remit to: SAN BERNARDINO, CA					<u>FYTD:</u> \$55.63
XEROX CAPITAL SERVICES, LLC	224817	04/27/2015	078950035	COPIER LEASE FOR PARKS DEPT-MAR 2015	\$1,966.80
		04/27/2015	078950034	COPIER LEASE/BILLABLE PRINTS FOR PARKS DEPT-MAR 2015	
Remit to: PASADENA, CA					<u>FYTD:</u> \$32,144.93
YEBOAH, DANIEL	224579	04/06/2015	MVU 7013671-02	SOLAR INCENTIVE REBATE	\$11,709.25
Remit to: MORENO VALLEY, CA					<u>FYTD:</u> \$11,709.25
YIRKA, JONATHAN	224890	04/27/2015	MV3140425023	REFUND-PARKING CITATION OVERPAYMENT	\$115.00
Remit to: MORENO VALLEY, CA					<u>FYTD:</u> \$115.00
YOUNG CHAMPIONS	224698	04/13/2015	1219637	REFUND ON FIELD RENTAL PAYMENT	\$250.00
Remit to: COWAN HEIGHTS, CA					<u>FYTD:</u> \$250.00
ZARAGOZA-GOMEZ, CARINA	224699	04/13/2015	MVU 7008970-06	SOLAR INCENTIVE REBATE	\$5,901.00
Remit to: MORENO VALLEY, CA					<u>FYTD:</u> \$5,901.00
ZOOMSYTEMS	224772	04/20/2015	BL#21073-YR2015	REFUND OF OVERPAYMENT FOR BL#21073	\$68.75
Remit to: SAN FRANCISCO, CA					<u>FYTD:</u> \$68.75

Attachment: April 2015 Payment Register (1500 : PAYMENT REGISTER - APRIL 2015)



City of Moreno Valley
Payment Register
For Period 4/1/2015 through 4/30/2015

CHECKS UNDER \$25,000

<u>Vendor Name</u>	<u>Check/EFT Number</u>	<u>Payment Date</u>	<u>Inv Number</u>	<u>Invoice Description</u>	<u>Payment Amount</u>
TOTAL CHECKS UNDER \$25,000					\$1,137,656.61
GRAND TOTAL					\$12,239,565.86

Attachment: April 2015 Payment Register (1500 : PAYMENT REGISTER - APRIL 2015)



Report to City Council

TO: Mayor and City Council

FROM: Richard Teichert, Chief Financial Officer

AGENDA DATE: June 9, 2015

TITLE: ADOPT RESOLUTION 2015-38. A RESOLUTION OF THE CITY COUNCIL OF THE CITY OF MORENO VALLEY, CALIFORNIA, AUTHORIZING AMENDMENT NO. 2 TO THE LOAN AGREEMENT BETWEEN THE CITY OF MORENO VALLEY AND THE ARTERIAL STREETS DEVELOPMENT IMPACT FUND, THE POLICE FACILITIES DEVELOPMENT IMPACT FUND, THE RECREATION CENTER DEVELOPMENT IMPACT FEE FUND, THE ANIMAL SHELTER DEVELOPMENT IMPACT FEE FUND AND THE MEASURE A FUND.

RECOMMENDED ACTION

Recommendation:

1. Adopt Resolution 2015-38. A Resolution of the City Council of the City of Moreno Valley, California, Authorizing an Amendment No. 2 to the Loan Agreement Between the City of Moreno Valley and the Arterial Streets Development Impact Fee, the Police Facility Development Impact Fee, the Recreation Center Development Impact Fee Fund, the Animal Shelter Development Impact Fee Fund and the Measure A Fund.

SUMMARY

The City Council has approved the levy of a fee to mitigate the impacts of new development on various public facilities pursuant to the California Mitigation Fee Act. These fees are collected and recorded in separate funds pending the allocation of available funds for capital projects or to pay debt service on public facilities or improvements that were constructed from bond proceeds. Capital projects have been completed anticipating the use of available DIF funds to pay the initial costs or ongoing debt service. As such, the Police Facility Development Impact Fee Fund (\$3,500,000), the Recreation Center Development Impact Fee Fund (\$60,000) and the Animal Shelter

Impact Fee Fund (\$147,000) are currently reporting cash balances which will require loans from the General Fund or the Measure A Fund to comply with Generally Accepted Accounting Principles. These loans will exist and will be updated annually until such time as the revenues received by the Development Impact Fee funds are sufficient to extinguish the loan balances.

DISCUSSION

The City Council has approved the levy of a fee to mitigate the impacts of new development on various public facilities pursuant to the California Mitigation Fee Act. These fees are collected and recorded in separate funds pending the allocation of available funds for capital projects or to pay debt service on public facilities or improvements that were constructed from bond proceeds.

The following paragraphs discuss the use of funds or commitment of funds for debt service in order to construct facilities or purchase land for future expansion through either the selling of bonds or short-term loans from the General Fund. At the time of the authorization of the transactions, it was anticipated that the development impact fee program would provide the levels of revenue required to repay the loans or meet the annual debt service payments. In 2008 with the beginning of the recent recession, the City experienced a significant decline in new development which resulted in the decline in development impact fee revenues. The development impact fee accounts have been forced to utilize available cash balance to continue to meet the annual debt service requirements or loan repayment. In the case with these four funds, the debt service or repayment requirements have depleted their cash balances to zero and will require loans from the General Fund or the Measure A Fund until they have enough revenues to repay the loans or are able to meet their annual debt service requirements. Generally Accepted Accounting Principles (GAAP) require that cash balances cannot be in a negative position at year-end and in the past, short-term loans from the General Fund were utilized to meet this requirement. On June 25, 2013, the City Council approved Resolution 2013-59 to resolve this issue for the year-end and on June 10, 2014, Resolution 2014-45 was adopted to approve Amendment #1 to the loan agreement which adjusted the loans to reflect the balances at year-end.

These loans were recorded for June 30, 2013 and adjusted again at June 30, 2014 to reflect the updated balances. Because some of these funds continue to report a negative cash balance, the amounts discussed below represent the new loan balances that will be required to eliminate the negative cash balances. If approved, these entries will be recorded for June 30, 2015 and then the funds will be re-evaluated in June 2016. The table below shows the loan amounts approved in 2014, any activity during Fiscal Year 2014/2015 and the ending loan balances to be recorded in June 2015.

After a number of years of almost no revenues, the Development Impact Fee funds experienced significant activity during FY 2014/15 due to the opening of a number of large distribution and logistics centers throughout town. The current DIF program calls for the payment of the fees at the time of issuance of the Certificate of Occupancy. Due to this increased level of activity, the annual debt service payments that are required

from Arterial Streets DIF, Police Facility DIF and the Fire Facility DIF were covered by their revenues during the year so they were not required to use additional fund balance or experience a negative cash balance.

Fund	Loan Balance 6/30/14	Repayment	Loan Balance 6/30/15
Arterial Streets DIF	\$360,000	\$360,000	\$0
Police Facilities DIF	\$3,500,000	\$0	\$3,500,000
Recreation Center DIF	\$110,000	\$50,000	\$60,000
Animal Shelter DIF	\$162,000	\$15,000	\$147,000

- Arterial Streets Development Impact Fees: From \$360,000 to \$ 0*

In June 2005, the City issued the 2005 Lease Revenue Bonds totaling \$48,205,000. Included in the approved projects for the bonds were various projects which were to be repaid through the utilization of Development Impact Fees that were to be collected from developers in future years. These projects included the expansion of the Public Safety Building, the construction of the Emergency Operations Center (EOC) building, Fire Station 58 and various arterial street projects. The bond documents called for the repayment of this bond over the following 30 years with the final payment occurring in November 2035. The revenue stream from development impact fees for Arterial Streets, Police Facility and Fire Facilities was pledged to meet these annual debt service requirements associated to each of the funds. The payment of existing debt service has been identified as the first priority from the development fee funds. During 2013 and 2014, the 2005 Lease Revenue Bonds were refinanced in order to take advantage of the lower interest rate environment, which has reduced the amount of debt service that will be required. The final due date of November 2035 will remain. The annual debt service requirement attributable to the Arterial Streets DIF is approximately \$1.1 million until 2022 and then steps down to \$960,000 per year until 2035. For FY 2014/2015, the Arterial Streets DIF fund experienced enough revenue during the year to cover the annual debt service requirement and will be able to repay the loan of \$360,000 to Measure A. It is anticipated that this fund will be negative again at June 2016 due to the annual debt service requirements which are expected to exceed revenues generated.

- Police Facility Development Impact Fees: Remain at \$3,500,000*

In June 2005, the City issued the 2005 Lease Revenue Bonds totaling \$48,205,000. Included in the approved projects for the bonds were various projects which were to be repaid through the utilization of Development Impact Fees that were to be collected from developers in future years. These projects included the expansion of the Public Safety Building, the construction of the Emergency Operations Center (EOC) building, Fire Station 58 and various arterial street projects. The bond documents called for the repayment of this bond over the following 30 years with the final payment occurring in November 2035. The revenue stream from development impact fees for Arterial Streets, Police Facility and Fire Facilities was pledged to meet these annual debt service requirements associated to each of the funds. The payment of existing debt service has been identified as the first priority from the development fee funds. The annual debt service requirement attributable to the Police Facility DIF is approximately \$680,000

annually until 2022 and then steps down to \$576,000 per year until 2035.

- *Recreation Center Development Impact Fees: From \$110,000 to \$60,000*

In January 2006, upon the completion of the Conference & Recreation Center, funds totaling \$1.5 million were transferred from the Recreation Center Development Impact Fee Fund to the General Fund. These funds represented the repayment of the start-up loan that had been authorized during the planning and early construction phases of the Conference & Recreation Center. This transfer exceeded the available fund balance and caused the cash balance to go into a negative position. Receipts into the Recreation Center Development Impact Fee account have been used in subsequent years to reduce the amount of the outstanding balance but fund balance continues to be in a negative position. Cash receipts totaling \$51,000 have been received during Fiscal Year 2014/2015 which were used to retire a portion of the loan.

- *Animal Shelter Development Impact Fees: From \$162,000 to \$147,000*

During Fiscal Year 2006, the City had the opportunity to purchase the vacant property adjacent to the existing Animal Shelter. Animal Shelter Development Impact fees were identified as the appropriate funding source as this purchase would be able to address future growth needs. At the time, the purchase price exceeded the available fund balance but it was anticipated based on revenue levels to that point that DIF revenues would be sufficient to repay the remaining balance over a three-year period. With the decline in the economy and the resulting slow-down of development activities, these revenues experienced a sharp decline and as such, the revenue levels have not yet been sufficient to extinguish the loan. As new DIF revenues come in, they are utilized to repay the loan provided by the General Fund. Cash receipts totaling \$15,000 have been received during Fiscal Year 2014/2015 which were used to retire a portion of the loan.

- *Fire Facilities Development Impact Fees*

In June 2005, the City issued the 2005 Lease Revenue Bonds totaling \$48,205,000. Included in the approved projects for the bonds were various projects which were to be repaid through the utilization of Development Impact Fees that were to be collected from developers in future years. These projects included the expansion of the Public Safety Building, the construction of the Emergency Operations Center (EOC) building, Fire Station 58 and various arterial street projects. The bond documents require the repayment of this bond over the following 30 years with the final payment occurring in November 2035. The revenue stream from development impact fees for Arterial Streets, Police Facility and Fire Facilities was pledged to meet these annual debt service requirements associated to each of the funds. The payment of existing debt service has been identified as the first priority from the development fee funds. The annual debt service requirement attributable to the Fire Facilities DIF is approximately \$250,000 annually through 2022 when it steps down to \$217,000 per year until 2035. The fund balance in the Fire Facilities DIF is projected to be positive at June 30, 2015 and based on the current fund balance level will support approximately five years of debt service payments.

ALTERNATIVES

1. Adopt proposed resolution approving the Amendment No. 2 to the Loan Agreement approved in Resolution 2013-59 approving a loan from the General Fund to the Police Facility Development Impact Fee fund (\$3,500,000), the Recreation Development Impact Fee fund (\$60,000) and the Animal Shelter Development Impact Fee fund (\$147,000) to address negative cash balances in these accounts.
2. Do not adopt proposed resolution approving the Loan Agreement and provide staff with other direction.

FISCAL IMPACT

The total loan balance amount of \$3,707,000 will continue to be designated as non-spendable in the General Fund until repaid. As Development Impact Fee revenues related to the Recreation Center Development Impact Fee and Animal Shelter Impact Fee accounts are received, they will be applied to continue to reduce the outstanding loan amounts for these funds. In the case of the Arterial Streets Development Impact Fee Fund and the Police Facility Development Impact Fee Fund, debt service of approximately \$1.1 million and \$680,000 respectively will continue until November 2035. The ability of the Arterial Streets DIF and the Police Facility DIF funds to repay this loan will depend on the revenues that are received during the year. Year-to-date through March 2015, the Arterial Streets DIF has received new revenues and transfers in of unused funds from completed capital projects totaling \$1,340,000 and the Police Facility DIF has received revenues totaling \$444,000.

NOTIFICATION

Publication of the agenda

PREPARATION OF STAFF REPORT

Prepared By:
Brooke McKinney
Treasury Operations Division Manager

Department Head Approval:
Richard Teichert
Chief Financial Officer/City Treasurer

CITY COUNCIL GOALS

None

ATTACHMENTS

1. Resolution 2015-38_City Council
2. Exhibit A - Loan Agreement Amendment No. 2

APPROVALS

Budget Officer Approval	<u> ✓ Approved </u>	5/29/15 9:16 AM
City Attorney Approval	<u> ✓ Approved </u>	6/02/15 9:28 AM

City Manager Approval

✓ Approved

6/02/15 9:28 AM

RESOLUTION NO. 2015-38

A RESOLUTION OF THE CITY COUNCIL OF THE CITY OF MORENO VALLEY, CALIFORNIA, AUTHORIZING AN AMENDMENT NO. 2 TO THE LOAN AGREEMENT BETWEEN THE CITY OF MORENO VALLEY AND THE ARTERIAL STREETS DEVELOPMENT IMPACT FEE, THE POLICE FACILITY DEVELOPMENT IMPACT FEE, THE RECREATION CENTER DEVELOPMENT IMPACT FEE FUND, THE ANIMAL SHELTER DEVELOPMENT IMPACT FEE FUND AND THE MEASURE A FUND.

WHEREAS, the City Council levies a fee for the mitigation of the impacts of new development on Arterial Streets, the City's Police Facilities, the Recreation Centers and the Animal Shelter and related facilities pursuant to the California Mitigation Fee Act (California Government Code Section 6600 et seq.); and

WHEREAS, the City collects and records these fees in separate funds called the Arterial Streets Development Impact Fee Fund, the Police Facilities Development Impact Fee Fund, the Recreation Center Development Impact Fee Fund and the Animal Shelter Development Impact Fee Fund; and

WHEREAS, the City has made disbursement from these funds that have resulted in negative cash balances in the Police Facility Development Impact Fee Fund (\$3,500,000), the Recreation Center Development Impact Fee Fund (\$60,000) and the Animal Shelter Development Impact Fee Fund (\$147,000); and

WHEREAS, the City has a need to resolve the negative cash balances in these accounts; and

WHEREAS, on June 25, 2013 the City Council approved Resolution 2013-59 authorizing the original Loan Agreement between the General Fund and the Recreation Center DIF (\$145,000) and the Police Facility DIF (\$3,000,000) and the Animal Shelter DIF (\$175,000); and

WHEREAS, on June 10, 2014 the City Council approved Resolution 2014-45 authorizing Amendment No. 1 to the original Loan Agreement between the General Fund and the Recreation Center DIF (decreased to \$110,000) the Police Facility DIF (increased to \$3,500,000) and the Animal Shelter DIF (decreased to \$162,000); and

WHEREAS, the City desires to loan funds from the General Fund to the Police Facilities Development Impact Fee Fund, the Recreation Center Development Impact Fee Fund and the Animal Shelter Development Impact Fee Fund in amounts sufficient to cover the negative cash balances; and

1
Resolution No. 2015-38
Date Adopted: June 9, 2015

WHEREAS, the City desires to partially repay the General Fund for the loan of funds to the Recreation Center DIF (\$50,000) and the Animal Shelter DIF (\$15,000); and

WHEREAS, the City desires to repay the loan of funds from the Measure A Fund to the Arterial Streets Development Impact Fee Fund (\$360,000); and

WHEREAS, the City anticipates receiving future Police Facilities Development Impact Fees, Recreation Center Development Impact Fees, Animal Shelter Development Impact Fees to repay these loans to the General Fund

NOW, THEREFORE, THE CITY COUNCIL OF THE CITY OF MORENO VALLEY, CALIFORNIA, DOES HEREBY RESOLVE AS FOLLOWS:

BE IT RESOLVED that the Loan Agreement-Amendment No. 2 included as Exhibit A is hereby approved, authorizing the Loan Agreement from the General Fund and continuing the funding of the loans to the Police Facility DIF (\$3,500,000), the Recreation Center DIF (\$60,000) and the Animal Shelter DIF (\$147,000).

APPROVED AND ADOPTED this 9th day of June, 2015.

Mayor of the City of Moreno Valley

ATTEST:

City Clerk

APPROVED AS TO FORM:

City Attorney

2
Resolution No. 2015-38
Date Adopted: June 9, 2015

Attachment: Resolution 2015-38_City Council [Revision 1] (1416 : ADOPT RESOLUTION 2015-38. A RESOLUTION OF THE CITY COUNCIL OF

RESOLUTION JURAT

STATE OF CALIFORNIA)
COUNTY OF RIVERSIDE) ss.
CITY OF MORENO VALLEY)

I, Jane Halstead, City Clerk of the City of Moreno Valley, California, do hereby certify that Resolution No. 2015-38 was duly and regularly adopted by the City Council of the City of Moreno Valley at a regular meeting thereof held on the 9th day of June, 2015 by the following vote:

AYES:

NOES:

ABSENT:

ABSTAIN:

(Council Members, Mayor Pro Tem and Mayor)

CITY CLERK

(SEAL)

3
Resolution No. 2015-38
Date Adopted: June 9, 2015

LOAN AGREEMENT
AMENDMENT NO. 2

The City of Moreno Valley is authorizing this AMENDMENT TO THE LOAN AGREEMENT (“Amendment 2”) as an interfund loan entered into as of the ninth day of June, 2015, authorizing the transfer of funds by and between the CITY OF MORENO VALLEY GENERAL FUND (herein the “General Fund”) and the CITY OF MORENO VALLEY POLICE FACILITY DEVELOPMENT IMPACT FEE FUND (herein the “Police Facility DIF”), the CITY OF MORENO VALLEY RECREATION CENTER DEVELOPMENT IMPACT FEE FUND (herein the “Recreation Center DIF”) and the CITY OF MORENO VALLEY ANIMAL SHELTER DEVELOPMENT IMPACT FEE FUND (herein the “Animal Shelter DIF”) and an interfund loan between CITY OF MORENO VALLEY MEASURE A FUND (herein the “Measure A Fund”) and the CITY OF MORENO VALLEY ARTERIAL STREETS DEVELOPMENT IMPACT FEE FUND (herein the “Arterial Streets DIF”)

RECITALS

- A. Pursuant to the provision of the California Mitigation Fee Act (California Government Code Section 66000 et seq.), the City Council of the City of Moreno Valley has approved the levy of an Arterial Streets Development Impact Fee, a Police Facility Development Impact Fee, a Recreation Center Development Impact Fee and an Animal Shelter Development Impact Fee to collect fees to mitigate the impact of new development on the City’s Police, Recreation Center and Animal Shelter facilities.
- B. The City has negative cash balances in the Police Facility DIF, Recreation Center DIF and the Animal Shelter DIF.
- C. These cash balances are the result of the construction of facilities or the purchase of land for future expansion.
- D. The Arterial Streets DIF, the Police Facility DIF, the Recreation Center DIF and Animal Shelter DIF continue to receive revenues related to new development projects within the City.
- E. The City desires to loan the Police Facility DIF, the Recreation Center DIF and the Animal Shelter DIF funds in an amount sufficient to resolve the negative cash balances related to these funds.

AGREEMENT

- 1. The City has applied cash collected during Fiscal Year 2014/15 by the Arterial Streets DIF (\$360,000), the Recreation Center DIF (\$50,000) and the Animal Shelter DIF (\$15,000) towards the repayment of the outstanding loans.

Fund	Loan Balance 6/30/14	Repayment	Loan Balance 6/30/15
Arterial Streets DIF	\$360,000	\$360,000	\$0
Police Facilities DIF	\$3,500,000	\$0	\$3,500,000
Recreation Center DIF	\$110,000	\$50,000	\$60,000
Animal Shelter DIF	\$162,000	\$15,000	\$147,000

- 2. City staff is directed to make necessary appropriation adjustments to effectuate this loan.
- 3. City staff is directed to appropriately record this loan in the City's General Ledger system and subsequent financial reports, as necessary.
- 4. This loan is considered to be non-interest bearing.
- 5. The funds will be repaid by June 30, 2016.
- 6. If the funds are not repaid on or before June 30, 2016 in full, the City Council will reconsider this matter.

IN WITNESS WHEREOF, the parties have executed the Amendment 2 as of the date first above written.

CITY OF MORENO VALLEY

By:

 Michelle Dawson
 City Manager

ATTEST:

 Jane Halstead
 City Clerk

5
 Resolution No. 2015-
 Date Adopted: June 9, 2015

Attachment: Exhibit A - Loan Agreement Amendment No. 2 [Revision 3] (1416 : ADOPT RESOLUTION 2015-38. A RESOLUTION OF THE CITY

APPROVED AS TO FORM:

City Attorney

6
Resolution No. 2015-
Date Adopted: June 9, 2015

Attachment: Exhibit A - Loan Agreement Amendment No. 2 [Revision 3] (1416 : ADOPT RESOLUTION 2015-38. A RESOLUTION OF THE CITY



Report to City Council

TO: Mayor and City Council

FROM: Ahmad R. Ansari, P.E., Public Works Director/City Engineer

AGENDA DATE: June 9, 2015

TITLE: PA13-0009 – FOOD 4 LESS FUEL CENTER – REDUCE FAITHFUL PERFORMANCE BOND AND ADOPT THE RESOLUTION AUTHORIZING ACCEPTANCE OF THE PUBLIC IMPROVEMENTS AS COMPLETE AND ACCEPTING THOSE PORTIONS OF INDIAN STREET AND ALESSANDRO BOULEVARD ASSOCIATED WITH THIS PROJECT INTO THE CITY’S MAINTAINED STREET SYSTEM DEVELOPER – RALPHS GROCERY COMPANY

RECOMMENDED ACTION

Recommendations:

1. Adopt Resolution No. 2015-39. A Resolution of the City Council of the City of Moreno Valley, California, Authorizing the Acceptance of the Public Improvements as Complete within Project PA13-0009 and Acceptance of those Portions of Indian Street and Alessandro Boulevard Associated with this Project into the City’s Maintained Street System.
2. Authorize the City Engineer to execute a 90% reduction to the Faithful Performance Bond, exonerate the Material and Labor Bond in 90 days if there are no stop notices or liens on file with the City Clerk, and exonerate the final 10% of the Faithful Performance Bond in one year when all clearances are received.

SUMMARY

This report recommends acceptance of the improvements associated with PA13-0009 into the City’s maintained street system. The project is located on the northeast corner of Indian Street and Alessandro Boulevard. This report also recommends authorizing the City Engineer to execute a 90% security reduction to the Faithful Performance Bond, exonerate the Material and Labor Bond in 90 days if there are no stop notices or

liens on file with the City Clerk, and exonerate the final 10% warranty portion of the Faithful Performance Bond in one year, subject to completion of any defective work during this period.

DISCUSSION

On August 22, 2013, the Planning Commission of the City of Moreno Valley approved project PA13-0009 for the construction of a four island fueling station to include a 240 square foot kiosk. The project is located at the northeast corner of Indian Street and Alessandro Boulevard and was conditionally approved requiring construction of certain public improvements. The public improvements included asphalt concrete pavement, base, curb, gutter, sidewalk, driveway approach, street lights, storm drain, striping, signage, water and sewer connections. Those improvements received on-going inspection during the construction process. Upon completion of the improvements, Public Works Department/Land Development Division performed an inspection, and a punch list was generated. The required corrective actions have been completed, and the improvements are now eligible for acceptance into the City's maintained street system.

In accordance with the Streets and Highway Code, the method for acceptance of improvements, per Section 1806, (a), and (b), is by action of the governing body, by resolution. It is therefore appropriate to accept those improvements into the City's maintained street system and to provide a 90% reduction to the Faithful Performance Bond of \$171,000 issued by Fidelity and Deposit Company of Maryland. Ninety days after City Council approves the Faithful Performance Bond reduction, the Material and Labor Bond will be exonerated by the City Engineer provided there are no stop notices or liens on file with the City Clerk. The remaining 10% of the bond will be held for the one-year guarantee and warranty period. At the end of the guarantee and warranty period the bond will be released by the City Engineer subject to completion of any defective work that may have appeared during this period.

ALTERNATIVES

1. Approve and authorize the recommended actions as presented in this Staff Report. *This alternative will allow the City to be in compliance with the Streets and Highways Code Section 1806 (a) and (b) in becoming a public street or road. Accepting them into the city street system results in City maintenance as public streets.*
2. Do not approve and authorize the recommended actions as presented in this Staff Report. *This alternative will not allow the streets, per the Streets and Highways Code Section 1806 (a) and (b), to become a street or road for public use, and the City would not be able to maintain the streets and roads as public infrastructure to meet City Council's Goals.*

FISCAL IMPACT

The acceptance of these street improvements into the City's maintained street system

will create an additional fiscal impact to the street maintenance program of the City Fund 2000-Gas Tax, Fund 2001-Measure "A", and Fund 2007-Storm Water Maintenance. Fund 2000 is restricted to the construction and maintenance of streets and roadways. Fund 2001 is restricted for transportation projects only for the purposes of construction, maintenance and operation of streets and roadways. The current street section is already a publicly maintained street; however, the improvements include 1 additional street light with an estimated annual operating cost of \$250 each. Currently no new funding source has been identified to fund these maintenance costs.

NOTIFICATION

Publication of agenda.

PREPARATION OF STAFF REPORT

Prepared By:
Zara Terrell
Management Analyst

Department Head Approval:
Ahmad R. Ansari
Public Works Director/City Engineer

Concurred By:
Hoang Nguyen
Associate Engineer

Concurred By:
Mark W. Sambito, P.E.
Engineering Division Manager

CITY COUNCIL GOALS

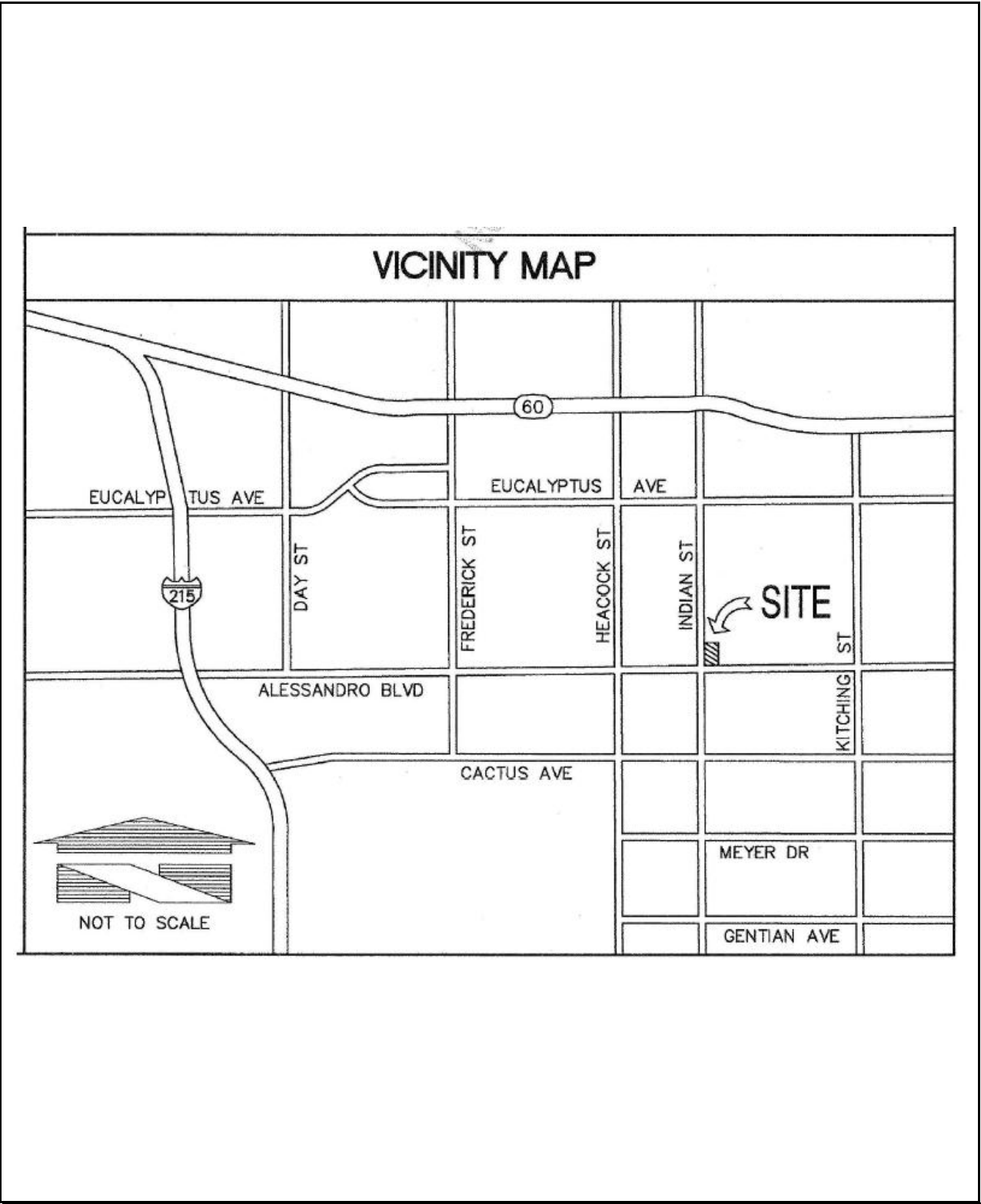
Public Facilities and Capital Projects. Ensure that needed public facilities, roadway improvements, and other infrastructure improvements are constructed and maintained.

ATTACHMENTS

- 1. Vicinity Map
- 2. Resolution 2015-39

APPROVALS

Budget Officer Approval	<u>✓ Approved</u>	5/18/15 5:52 PM
City Attorney Approval	<u>✓ Approved</u>	5/19/15 2:22 PM
City Manager Approval	<u>✓ Approved</u>	5/19/15 5:24 PM



CITY OF MORENO VALLEY
PUBLIC WORKS DEPARTMENT - LAND DEVELOPMENT

PA13-0009

Attachment: Vicinity Map (1419 : PA13-0009 ? FOOD 4 LESS FUEL CENTER ? REDUCE FAITHFUL)

RESOLUTION NO. 2015-39

A RESOLUTION OF THE CITY COUNCIL OF THE CITY OF MORENO VALLEY, CALIFORNIA, AUTHORIZING THE ACCEPTANCE OF THE PUBLIC IMPROVEMENTS AS COMPLETE WITHIN PROJECT PA13-0009 AND ACCEPTANCE OF THOSE PORTIONS OF INDIAN STREET AND ALESSANDRO BOULEVARD ASSOCIATED WITH THIS PROJECT INTO THE CITY'S MAINTAINED STREET SYSTEM

WHEREAS, the City Engineer has determined that the public improvements constructed by Ralphs Grocery Company on those portions of Indian Street and Alessandro Boulevard associated with this project were constructed according to the approved plans on file with the City of Moreno Valley; and

WHEREAS, the City Engineer has determined that those improvements were inspected during construction and were completed in an acceptable manner; and

WHEREAS, the City Engineer has requested that the City Council authorize the acceptance of said public improvements as complete within project PA13-0009 and acceptance of those portions of Indian Street and Alessandro Boulevard associated with this project into the City's maintained street system; and

WHEREAS, it is in accordance with Streets and Highway Code, Section 1806, (a) and (b), for City Council to perform this action by resolution.

NOW, THEREFORE, THE CITY COUNCIL OF THE CITY OF MORENO VALLEY, CALIFORNIA, DOES HEREBY RESOLVE AS FOLLOWS: that the public improvements within project PA13-0009 are complete, and those portions of Indian Street and Alessandro Boulevard associated with this project are accepted into the City's maintained street system.

1
Resolution No. 2015-39
Date Adopted: June 9, 2015

Attachment: Resolution 2015-39 [Revision 1] (1419 : PA13-0009 ? FOOD 4 LESS FUEL CENTER ? REDUCE FAITHFUL)

APPROVED AND ADOPTED this 9th day of June, 2015.

Mayor of the City of Moreno Valley

ATTEST:

City Clerk

APPROVED AS TO FORM:

City Attorney

Attachment: Resolution 2015-39 [Revision 1] (1419 : PA13-0009 ? FOOD 4 LESS FUEL CENTER ? REDUCE FAITHFUL)

2
Resolution No. 2015-39
Date Adopted: June 9, 2015

RESOLUTION JURAT

STATE OF CALIFORNIA)
COUNTY OF RIVERSIDE) ss.
CITY OF MORENO VALLEY)

I, Jane Halstead, City Clerk of the City of Moreno Valley, California, do hereby certify that Resolution No. 2015-39 was duly and regularly adopted by the City Council of the City of Moreno Valley at a regular meeting thereof held on the 9th day of June, 2015 by the following vote:

AYES:

NOES:

ABSENT:

ABSTAIN:

(Council Members, Mayor Pro Tem and Mayor)

CITY CLERK

(SEAL)

Attachment: Resolution 2015-39 [Revision 1] (1419 : PA13-0009 ? FOOD 4 LESS FUEL CENTER ? REDUCE FAITHFUL)

Resolution No. 2015-39³
Date Adopted: June 9, 2015



Report to City Council

TO: Mayor and City Council

FROM: Chris Paxton, Administrative Services Director

AGENDA DATE: June 9, 2015

TITLE: ADOPTION OF A RESOLUTION REDUCING THE PAYMENT OF EMPLOYER PAID MEMBER CONTRIBUTIONS TO ZERO FOR TIER 1 CLASSIC MISCELLANEOUS EMPLOYEES IN THE 2.7% @ 55 RETIREMENT FORMULA

RECOMMENDED ACTION

Recommendation:

1. Adopt Resolution No.2015-40. A Resolution of the City Council of the City of Moreno Valley, California, reducing the payment of employer paid member contributions to zero for Tier 1 employees in the 2.7% @ 55 retirement formula.

SUMMARY

This report recommends the approval of a resolution eliminating the City's practice of paying California Public Employees Retirement System (CalPERS) employee member contributions for Tier 1 employees.

DISCUSSION

During the course of negotiations for the recently approved successor memoranda of understanding (MOUs) with the City's employee bargaining groups, one of the items negotiated was the elimination of employer paid member contributions for Tier 1 employees.

CalPERS retirement formulas have traditionally included two basic funding components. One of those is an "employer's contribution" which is calculated annually by CalPERS actuaries as a percentage of payroll. As implied in the description, this contribution is paid by the employer. The second component is the "member contribution" which is set by CalPERS as a fixed percentage of payroll based on the retirement formula selected.

The member share is that portion contributed by the employee via payroll deduction. At the end of each bi-weekly pay period, the payroll division calculates both the employer and member share and remits those funds to CalPERS to fund the City's retirement plan. For many years, the City paid both the employer and member share of the CalPERS contribution as part of a collectively bargained benefit package. This has been a standard practice among many jurisdictions in California.

In 2009 the City negotiated language with its bargaining groups requiring that new employees pay the full member's share of CalPERS contributions. Thus since July 1, 2009 all new hires pay the full member's contribution. For those hired prior to July 1, 2009 (Tier 1 employees), the City has continued to pay the member's share.

The attached resolution provides that the City's current 8% payment of member contributions for Tier 1 employees be reduced to zero, thereby completely eliminating the practice of employer paid member contributions effective July 4, 2015. This completes the City's pension reform efforts begun in 2009.

The language in the resolution is prescribed by CalPERS.

ALTERNATIVES

1. Adopt the proposed resolution which provides that the employer paid member contributions shall be reduced to zero percent for Tier 1 employees effective July 4, 2015. ***Staff recommends this alternative.***
2. Do not approve the recommendation above thus continuing the practice of paying 8% member contributions for those employees hired prior to July 1, 2009. ***Staff does not recommend this alternative.***

FISCAL IMPACT

As provided for in the previously approved MOUs, City salary schedules were adjusted by 8% to offset the impact to employees of paying their 8% member contributions. As a result, there is no fiscal impact. The net impact to the budget with regard to Tier 1 employees is zero.

NOTIFICATION

The employee bargaining groups participated in the negotiations for this amendment and are aware of its provisions.

PREPARATION OF STAFF REPORT

Prepared By:
Chris Paxton
Administrative Services Director

Department Head Approval:
Chris Paxton
Administrative Services Director

Concurred By:

Concurred By:

Richard Teichert
Chief Financial Officer

Thomas M. DeSantis
Assistant City Manager

CITY COUNCIL GOALS

Revenue Diversification and Preservation. Develop a variety of City revenue sources and policies to create a stable revenue base and fiscal policies to support essential City services, regardless of economic climate.

ATTACHMENTS

1. Resolution 2015-40 - EPMC Classic 2015

APPROVALS

Budget Officer Approval	<u>✓ Approved</u>	5/27/15 12:06 PM
City Attorney Approval	<u>✓ Approved</u>	5/28/15 2:14 PM
City Manager Approval	<u>✓ Approved</u>	5/31/15 12:39 PM

RESOLUTION NO. 2015-40

A RESOLUTION OF THE CITY COUNCIL OF THE CITY OF MORENO VALLEY, CALIFORNIA, FOR PAYING AND REPORTING THE VALUE OF EMPLOYER PAID MEMBER CONTRIBUTIONS

WHEREAS, the governing body of the City of Moreno Valley has the authority to implement Government Code Section 20636(c) (4) pursuant to Section 20691; and

WHEREAS, the governing body of the City of Moreno Valley has a written labor policy or agreement which specifically provides for the normal member contributions to be paid by the employer, and reported as additional compensation; and

WHEREAS, one of the steps in the procedures to implement Section 20691 is the adoption by the governing body of the City of Moreno Valley of a Resolution to commence paying and reporting the value of said Employer Paid Member Contributions (EPMC);

WHEREAS, the governing body of the City of Moreno Valley has identified the following conditions for the purpose of its election to pay EPMC;

- This benefit shall apply to all employees of Tier I Classic Miscellaneous Members in the 2.7% @ 55 formula.
- This benefit shall consist of paying ZERO Percent of the normal contributions as EPMC, and reporting the same percent (value) of compensation earnable** (excluding Government Code Section 20636 (c) (4)) as additional compensation.
- The effective date of this Resolution shall be July 4, 2015 .

NOW, THEREFORE, THE CITY COUNCIL OF THE CITY OF MORENO VALLEY, CALIFORNIA, DOES HEREBY RESOLVE AS FOLLOWS: that the governing body of the City of Moreno Valley elects to pay and report the value of EPMC, as set forth above.

*Note: Payment of EPMC and reporting the value of EMPC on compensation earnable is on pay rate and special compensation except special compensation delineated in Government Code Section 20636 (c) (4) which is the monetary value of EPMC on compensation earnable.

1
Resolution No. 2015-40
Date Adopted: June 9, 2015

APPROVED AND ADOPTED this 9th day of June, 2015.

Mayor of the City of Moreno Valley

ATTEST:

City Clerk

APPROVED AS TO FORM:

City Attorney

2
Resolution No. 2015-40
Date Adopted: June 9, 2015

Attachment: Resolution 2015-40 - EPMC Classic 2015 [Revision 1] (1487 : ADOPTION OF A RESOLUTION REDUCING THE PAYMENT OF

RESOLUTION JURAT

STATE OF CALIFORNIA)
COUNTY OF RIVERSIDE) ss.
CITY OF MORENO VALLEY)

I, Jane Halstead, City Clerk of the City of Moreno Valley, California, do hereby certify that Resolution No. 2015-40 was duly and regularly adopted by the City Council of the City of Moreno Valley at a regular meeting thereof held on the 9th day of June, 2015 by the following vote:

AYES:

NOES:

ABSENT:

ABSTAIN:

(Council Members, Mayor Pro Tem and Mayor)

CITY CLERK

(SEAL)

3
Resolution No. 2015-40
Date Adopted: June 9, 2015

Attachment: Resolution 2015-40 - EPMC Classic 2015 [Revision 1] (1487 : ADOPTION OF A RESOLUTION REDUCING THE PAYMENT OF



Report to City Council

TO: Mayor and City Council

FROM: Richard Teichert, Chief Financial Officer

AGENDA DATE: June 9, 2015

TITLE: APPROVAL OF THE CALCULATION OF FISCAL YEAR 2015/16 MAXIMUM AND APPLIED SPECIAL TAX RATES FOR CERTAIN COMMUNITY FACILITIES DISTRICTS

RECOMMENDED ACTION

Recommendations:

1. As the legislative body of the City of Moreno Valley Community Facilities District No. 2014-01 (Maintenance Services), adopt Resolution No. 2015-41. A Resolution of the City Council of the City of Moreno Valley, California, Approving the Calculation of the Community Facilities District No. 2014-01 Maximum Special Tax Rates and Setting the Applied Tax Rates for Fiscal Year 2015/16.
2. As the legislative body of Moreno Valley Community Facilities District No. 4-Maintenance, adopt Resolution No. 2015-42. A Resolution of the City Council of the City of Moreno Valley, California, Approving the Calculation of the Community Facilities District No. 4-Maintenance Maximum Special Tax Rate and Setting the Applied Tax Rate For Fiscal Year 2015/16.
3. As the legislative body of Moreno Valley Community Facilities District No. 5, adopt Resolution No. 2015-43. A Resolution of the City Council of the City of Moreno Valley, California, Approving the Calculation of the Moreno Valley Community Facilities District No. 5 Maximum Special Tax Rate and Setting the Applied Tax Rate for Fiscal Year 2015/16.
4. As the legislative body of the Moreno Valley Community Facilities District No. 87-1 (Towngate), adopt Resolution No. 2015-44. A Resolution of the City Council of the City of Moreno Valley, California, Approving the Calculation of the Community Facilities District No. 87-1 (Towngate) Maximum Special Tax Rate and Setting the Applied Tax Rate for Fiscal Year 2015/16.

5. As the legislative body of the Moreno Valley Community Facilities District No. 87-1, Improvement Area No. 1, adopt Resolution No. 2015-45. A Resolution of the City Council of the City of Moreno Valley, California, Approving the Calculation of the Moreno Valley Community Facilities District No. 87-1 (Towngate), Improvement Area No. 1 Maximum Special Tax Rates and Setting the Applied Rates for Fiscal Year 2015/16.
6. Authorize the Chief Financial Officer to adjust the actual special tax rate to be levied on the property tax bills in the event there are any parcel changes between the Council and CSD Board meeting date and the submittal of the fixed charges to the County of Riverside, provided the rate applied does not exceed the maximum special tax rate, is in compliance with the Rate and Method of Apportionment of Special Tax for each district, and is consistent with the approved budget.

SUMMARY

This report recommends adoption of the proposed resolutions which approve the calculation of the maximum special tax rates and sets the applied special tax rates in fiscal year (“FY”) 2015/16 against real property in the City and Community Services District’s (“City”) Community Facilities Districts (“CFDs”). Adoption of the resolutions also acknowledges the filing of annual reports for each CFD. The FY 2015/16 proposed special tax is a continuation of the special tax currently levied on the property tax roll. There are no increases proposed except for those authorized by the formation documents for each CFD.

Revenue received from the special tax funds the maintenance and administrative expenses for the maintenance CFDs and debt service and administrative expense requirements for the bonded CFDs. Projections for revenues have been included in the FY 2015/16 Proposed Budget.

DISCUSSION

The City Council (or Community Services District Board) is the legislative body of six CFDs. The districts were formed to fund programs and/or debt service as authorized by each CFD, at the time each was established. In compliance with the Mello-Roos Community Facilities Act of 1982, the legislative body is required to annually adopt a resolution and prepare an Annual Special Tax Report (“Report”). A Report for each CFD is on file in the office of the Chief Financial Officer and available from the City Clerk’s office and the Financial Operations Division page of the City’s website.

The proposed resolutions approve the calculation of the maximum special tax rates and set the applied special tax rates for each CFD. The special tax is levied only on the property tax roll of those properties within the respective district. Calculation of the maximum special tax is determined based on a formula found in the Rate and Method of Apportionment (“RMA”) for each district. The RMA was approved by the property owners at the time of CFD formation or upon annexation into the district. The applied

special tax rate is determined based on what is necessary to fund the CFD during the upcoming fiscal year. The applied special tax rate cannot exceed the maximum special tax rate.

DESCRIPTION OF CFDS

CFD No. 2014-01 (Maintenance Services) – Maintenance CFD

Moreno Valley Community Facilities District 2014-01 (“CFD No. 2014-01”) was formed on March 25, 2014 to provide a funding mechanism for the ongoing costs of street lights and maintenance of public landscaping within the district. Initially, it was established for use by single family residential developments. In February 2015, Ordinance 889 was adopted, expanding the use of the CFD to non-single family residential projects. The district is citywide; however, the special tax is only applied to those properties that have been annexed into the district at the request of the property owners (see Attachment 7 for boundary map).

CFD No. 4-Maintenance (Centerpointe Business Park) – Maintenance CFD

At the request of the developer, the City Council adopted Resolution No. 2005-97 to form Moreno Valley Community Facilities District No. 4-Maintenance (“CFD No. 4-M”). The district was formed to provide an ongoing funding source for maintenance of the storm water and detention basin improvements and administrative services on properties within the Centerpointe Business Park industrial development. Centerpointe Business Park is an industrial development area, which is generally located north of Cactus Avenue, south of Alessandro Boulevard, east of Frederick Street, and west of Heacock Street (see Attachment 7 for boundary map).

CFD No. 5 (Stoneridge) – Bonded CFD

Moreno Valley Community Facilities District No. 5 (“CFD No 5”) was formed at the request of the developer to finance public infrastructure improvements. In May 2007, the City Council authorized the issuance of the 2007 Special Tax Bonds in the amount of \$5,870,000. Debt service for the bonds is payable solely from revenues derived from special taxes levied on properties within the District and are not an obligation of the General Fund. The district includes the Stoneridge Towne Centre (see Attachment 7 for boundary map).

CFD No. 87-1 (Towngate) – Bonded CFD

Moreno Valley Community Facilities District 87-1 (Towngate) (“CFD No. 87-1”) was formed by adoption of Resolution No. 87-99. The developer requested the CFD to finance the cost of public improvements required as part of the development, which included public improvements for the roadways (grading and paving, sidewalks, sewers, landscaping, etc.). Original bonds funding the improvements were issued in April 1988 and August 1991. They were refunded in 1994 and again in 2007 through issuance of the 2007 Special Tax Refunding Bonds in the amount of \$10,665,000. The special tax levied on the properties within the district is the source of security for repayment of the bonds. The bonds are not an obligation of the General Fund. CFD No. 87-1 boundaries include the Towngate area, located south of State Highway 60, east of Day Street, west of Frederick Street and north of Towngate Boulevard (see Attachment 7 for boundary map).

CFD No. 87-1 Improvement Area No. 1 (Towngate) – Bonded CFD

Adoption of Resolution No. 92-119 formed Moreno Valley Community Facilities District No. 87-1 Improvement Area No. 1 (Towngate) (“CFD No. 87-1 IA 1”). This district was formed to finance the design, construction, and/or acquisition of public infrastructure improvements associated with Improvement Area No. 1 of CFD No. 87-1 (see Attachment 7 for boundary map). Original bonds were issued in 1994. They were refunded as part of the 2007 Special Tax Refunding Bonds in the amount of \$4,075,000. The special tax authorized by district formation is the source of security for repayment of the bonds. The bonds are not an obligation of the General Fund.

Tax Increment

The former Community Redevelopment Agency (“Agency”) entered into the Agency Towngate Agreement with the City on behalf of CFD No. 87-1 and into the Agency Improvement Area Agreement with the City on behalf of CFD No. 87-1 IA 1. The Agency agreed to reduce the applied special tax for the Towngate districts with tax increment (“TI”). The Department of Finance (“DOF”) has approved the payment of TI for this purpose through December 2015. In the event the DOF does not approve payment of TI after December 2015, the City can either submit the special tax to the County for collection on the property tax bills or use available funds in the Reserve Account, which are held in trust, to cover the special tax obligation.

CFD No. 1 (Park Maintenance) – Maintenance CFD

On July 8, 2003, the CSD Board formed Community Facilities District No. 1 (Park Maintenance) (“CFD No. 1”) to provide a revenue stream for the ongoing maintenance and safety of parks constructed after July 2003. Residential developments that create the need for new parks, or that are in proximity to a CFD No. 1 funded facility, are conditioned to participate in CFD No. 1. The boundaries of this district encompass the City boundary at time of District formation (see Attachment 7 for boundary map).

MAXIMUM AND APPLIED SPECIAL TAXES

Special taxes authorized to be collected as part of the CFDs are levied on the annual Riverside County property tax bill, or through a direct billing procedure for any special

taxes that cannot be collected on the property tax bill. Only taxable parcels within the boundaries of the CFDs are subject to the respective special taxes. Funds collected on behalf of each CFD are restricted and can only be used for the purposes for which they are collected. Below is a table identifying each CFD, the proposed maximum special tax, the proposed applied special tax, and the difference between the proposed maximum and applied tax rates.

**City of Moreno Valley Community Facilities Districts
Proposed Rates for Fiscal Year 2015/16**

BONDED CFDS

District	Purpose	Proposed Maximum Tax	Proposed Applied Special Tax	Prior Year Change in Maximum Rate ^(2,3)	Difference between Proposed Maximum & Applied Rate
CFD No. 5 (Stoneridge)	Financing public improvements				
Developed		\$12,730.08/ac	\$12,730.08/ac	2.00%	0.00%
Undeveloped		\$12,730.08/ac	\$11,625.26/ac	2.00%	-8.68%
CFD No. 87-1 (Towngate)	Financing public improvements	\$11,500/ac	\$0.00 ⁽¹⁾	No Change	-100.00%
CFD No.87-1 IA1(Towngate)	Financing public improvements				
Area 1		\$4,450/ac	\$839.70/ac ⁽¹⁾	No Change	-81.13%
Area 2		\$3,850/ac	\$739.31/ac ⁽¹⁾	No Change	-80.80%

MAINTENANCE CFDS

CFD No. 1 (Park Maintenance)	Maintenance & operation of parks constructed after 7/08/03	\$158.44/du	\$124.84/du	2.00%	-21.21%
CFD No. 2014-01 (Maintenance Services)					
Tax Rate Area LM-01		per parcel	per parcel	5.00%	
Tax Rate Area LM-01A		\$14.89	\$0.00		N/A
Tax Rate Area LM-01B		\$44.70	\$0.00		N/A
Tax Rate Area LM-01C		\$81.96	\$0.00		N/A
Tax Rate Area LM-01D		\$134.11	\$0.00		N/A
Tax Rate Area LM-01E		\$201.18	\$0.00		N/A
Tax Rate Area LM-01F		\$283.14	\$0.00		N/A
Tax Rate Area LM-01G		\$380.00	\$0.00		N/A
Tax Rate Area LM-01H		\$491.77	\$0.00		-100.00%
Tax Rate Area LM-01I	Residential	\$618.45	\$618.44		0.00%
Tax Rate Area LM-01J	Maintenance of Public	\$760.02	\$0.00		N/A
Tax Rate Area LM-01K	Landscaping	\$916.49	\$0.00		N/A
Tax Rate Area LM-01L		\$1,087.87	\$0.00		N/A
Tax Rate Area LM-01M		\$1,274.15	\$0.00		N/A
Tax Rate Area LM-01N		\$1,475.33	\$0.00		N/A
Tax Rate Area LM-01O		\$1,691.41	\$0.00		N/A
Tax Rate Area LM-01P		\$1,922.40	\$0.00		N/A
Tax Rate Area LM-01Q		\$2,168.29	\$0.00		N/A
Tax Rate Area LM-01R		\$2,429.08	\$0.00		N/A
Tax Rate Area LM-01S		\$2,704.77	\$0.00		N/A
Tax Rate Area LM-01T		\$2,995.36	\$0.00		N/A
Tax Rate Area LM-02				5.00%	
Tax Rate Area LM-02A	Non-Residential	\$11.48	\$1.95		-83.01%
Tax Rate Area LM-02B	Maintenance of Public	\$5.74	\$0.00		N/A
Tax Rate Area LM-02C	Landscaping	\$14.15	\$0.00		N/A
Tax Rate Area SL-01	Residential Street Lighting	\$207.25	\$187.50	5.00%	-9.53%
Tax Rate Area SL-02	Non-Residential Street Lighting	\$3.41	\$1.80	5.00%	-47.21%
CFD No. 4-M (Centerpointe)	Maintenance of certain storm drain facilities	\$0.009600/sf	\$0.005982/sf	2.31%	-37.69%

⁽¹⁾ TI to cover special tax requirement fully or partially, provided the DOF approves payment of TI in full after December 2015.

⁽²⁾ Maximum Rates are based on a predetermined formula as outlined in the Rate and Method of Apportionment for each CFD.

⁽³⁾ Inflationary adjustment is based on the Consumer Price Index with the exception of CFD 4-M which is based off the Building Cost Index.

N/A = no property within tax rate area

ac = acre

du = dwelling unit

sf = square foot

The Finance Subcommittee reviewed the proposed maximum and applied special tax rates during its May 11, 2015 meeting and directed staff to calendar the item for Council consideration.

Annual Special Tax Reports

An Annual Special Tax Report for each CFD has been filed in the office of the Chief Financial Officer. The Report provides a detailed description of the proceedings for each CFD, identification of participating parcels, description of maintenance services to be provided for maintenance CFDs or debt service requirements for bonded CFDs, and the proposed special tax to be levied for FY 2015/16. These Reports are also available from the City Clerk's office and the Financial Operations Division page of the City's website www.moval.org.

California Government Code Sections 53410 and 53411 ("Code Sections") requires the filing of an Annual Bond Accountability Report with its governing body. For CFD No. 5, CFD No. 87-1, and CFD No. 87-1 IA 1, the Report and the Annual Bond Accountability Report have been consolidated into the Annual Special Tax and Bond Accountability Report for FY 2015/16.

ALTERNATIVES

1. **Approve and adopt the proposed resolutions.** Approval of the proposed resolutions will allow collection of revenue necessary to fund ongoing maintenance and administrative services for maintenance and service CFDs (CFD No. 2014-01, CFD No. 4-M, and CFD No. 1), and to cover the annual special tax requirement and ensure compliance for the bonded CFDs (CFD No. 5, CFD No. 87-1, and CFD No. 87-1 IA 1). *This alternative is consistent with the Mello-Roos Community Facilities Act of 1982. Approval of the Annual Special Tax and Bond Accountability Report for bonded CFDs is consistent with the Code Sections.*
2. **Do not approve or adopt the proposed resolutions.** Without approval of the proposed resolutions, the districts would have insufficient funding to support the maintenance CFDs and to fully cover debt service for the bonded CFDs. For the maintenance CFDs, services would need to be reduced or eliminated. For bonded CFDs, the Reserve Fund would be used to cover the shortfall and a technical default would occur. *This alternative would cause a default to bondholders and may significantly impact the City of Moreno Valley's reputation in the bond market, thereby, possibly affecting viability of future bond sales. Failure to file the Annual Special Tax and Bond Accountability Report for bonded CFDs would be a violation of the Code Sections.*
3. **Do not approve or adopt the proposed resolutions but rather continue the item to a future City Council meeting date.** *This alternative could prevent the City from meeting the County of Riverside's submission deadline for inclusion on the 2015/16 property tax bills without incurring additional costs.*

FISCAL IMPACT

Below is a summary of the FY 2015/16 total proposed special tax levy for each CFD. Revenue projections have been included in the FY 2015/16 Proposed Budget.

Bonded CFDs		
Fund	No. of Parcels Subject to the Levy	Total Levy ⁽¹⁾
CFD 5	25	\$ 405,862.42
CFD 87-1	74	\$ -
CFD 87-1 IA1	33	\$ 114,070.40
Maintenance CFDs		
Fund	No. of Parcels/ Dwelling Units Subject to the Levy	Total Levy ⁽¹⁾
CFD 1	8,257	\$ 1,030,803.88
CFD 2014-01	99	\$ 27,546.60
CFD 4-M	9 ⁽²⁾	\$ 33,978.00
Total Levy		\$ 1,612,261.30

⁽¹⁾ Although the rate applied within each district is the same, the levy will vary based on parcel size, development status, or tax rate areas the parcel is subject to.

⁽²⁾ The site runoff for APN 297-170-086 does not drain into the constructed storm water and detention basin improvements. As a result, the special tax is not levied on this parcel.

There is no fiscal impact to the General Fund for calculation of the annual special tax requirements or for the filing of the Annual Reports. No funds or assets of the City have been pledged or are required to be allocated for the payment of debt service on the bonds. Although previously approved by the affected property owners, approval of the calculation of the maximum special tax rates and applied special tax rates is required as an administrative action of the legislative body each year. The special tax for each district is applied to only those properties that have approved the special tax through a special election. Revenue generated by each CFD is restricted and can only be used for the CFD for which they are collected and for the purposes for which they are collected.

NOTIFICATION

The Annual Reports are on file in the office of the Chief Financial Officer and are also available from the City Clerk's office and from the Financial Operations Division page of the City's website www.moval.org.

PREPARATION OF STAFF REPORT

Prepared By:
Candace Cassel
Special Districts Division Manager

Department Head Approval:
Richard Teichert
Chief Financial Officer/City Treasurer

Concurred By:
Betsy Adams
Parks and Community Services Director

CITY COUNCIL GOALS

Public Facilities and Capital Projects. Ensure that needed public facilities, roadway improvements, and other infrastructure improvements are constructed and maintained.

Positive Environment. Create a positive environment for the development of Moreno Valley's future.

Community Image, Neighborhood Pride and Cleanliness. Promote a sense of community pride and foster an excellent image about our City by developing and executing programs which will result in quality development, enhanced neighborhood preservation efforts, including home rehabilitation and neighborhood restoration.

ATTACHMENTS

- 1. Resolution 2015-41
- 2. Resolution 2015-42
- 3. Resolution 2015-43
- 4. Resolution 2015-44
- 5. Resolution 2015-45
- 6. CFD Boundary Maps

APPROVALS

Budget Officer Approval	<u>✓ Approved</u>	6/01/15 1:22 PM
City Attorney Approval	<u>✓ Approved</u>	6/03/15 8:15 AM
City Manager Approval	<u>✓ Approved</u>	6/03/15 9:16 AM

CFD No. 2014-01 (Maintenance Services)
Fund # 68-4286

RESOLUTION NO. 2015-41

A RESOLUTION OF THE CITY COUNCIL OF THE CITY OF MORENO VALLEY, CALIFORNIA, APPROVING THE CALCULATION OF THE COMMUNITY FACILITIES DISTRICT NO. 2014-01 MAXIMUM SPECIAL TAX RATES AND SETTING THE APPLIED TAX RATES FOR FISCAL YEAR 2015/16

WHEREAS, the CITY COUNCIL of the CITY OF MORENO VALLEY, CALIFORNIA, did form Community Facilities District No. 2014-01 ("CFD No. 2014-01" or "District") pursuant to the terms and provisions of the Mello-Roos Community Facilities Act of 1982, as amended, being Chapter 2.5, Part 1, Division 2, Title 5 of the Government Code of the State of California; and

WHEREAS, following approval by the qualified electors of the District, the legislative body did adopt Ordinance No. 874 approving the rates and method of apportionment of special tax ("RMA") to authorize a levy of a special taxes within CFD No. 2014-01; and

WHEREAS, on October 28, 2014, the legislative body did adopt Ordinance No. 882, providing for future annexation to the District and adopting the First Amended and Restated RMA which provides tax rates for single family residential parcels served by typical street light and landscape improvements; and

WHEREAS, the legislative body did adopt Ordinance 889 on February 10, 2015, providing for future annexation to the District and adopting the Second Amended and Restated RMA which provides for the equitable apportionment of the tax with respect to single family residential parcels and the equitable apportionment of the tax with respect to non-single family residential parcels; and

WHEREAS, the Ordinances authorize the legislative body, by resolution, to annually determine the special tax to be levied in the District; provided, however, the special tax to be levied shall not exceed the maximum special tax authorized to be levied pursuant to the RMA; and

WHEREAS, the County of Riverside requires the adoption of a resolution for submission with the annual special taxes for placement on the Riverside County property tax bills; and

WHEREAS, for Fiscal Year 2014/15, the maximum special tax for taxable property in Tax Rate Area No. SL-01 (Single-Family Residential Street Lighting) has been established by the RMA as amended at \$197.39 per Single Family Residential Parcel; and

1
Resolution No. 2015-41
Date Adopted: June 9, 2015

Attachment: Resolution 2015-41 [Revision 3] (1490 : APPROVAL OF THE CALCULATION OF FISCAL YEAR 2015/16 MAXIMUM AND APPLIED

WHEREAS, for Fiscal Year 2014/15, the maximum special tax for taxable property in Tax Rate Area No. SL-02 (Street Lighting for Property Other than Single-Family Residential) is \$3.25 per proportional front foot; and

WHEREAS, for Fiscal Year 2014/15, the maximum special tax for taxable property in Tax Rate Area No. LM-01 (Single-Family Residential Landscaping) is as follows:

Maintenance Category	Maintenance Ratio	Rate per Single-Family Residential Parcel
LM-01A	Less than or equal to 20 square feet per Single-Family Residential Parcel	\$14.19
LM-01B	21 - 40 square feet per Single-Family Residential Parcel	\$42.58
LM-01C	41 - 70 square feet per Single-Family Residential Parcel	\$78.06
LM-01D	71 - 110 square feet per Single-Family Residential Parcel	\$127.73
LM-01E	111 - 160 square feet per Single-Family Residential Parcel	\$191.60
LM-01F	161 - 220 square feet per Single-Family Residential Parcel	\$269.66
LM-01G	221 - 290 square feet per Single-Family Residential Parcel	\$361.91
LM-01H	291 - 370 square feet per Single-Family Residential Parcel	\$468.36
LM-01I	371 - 460 square feet per Single-Family Residential Parcel	\$589.00
LM-01J	461 - 560 square feet per Single-Family Residential Parcel	\$723.83
LM-01K	561 - 670 square feet per Single-Family Residential Parcel	\$872.85
LM-01L	671 - 790 square feet per Single-Family Residential Parcel	\$1,036.07
LM-01M	791 - 920 square feet per Single-Family Residential Parcel	\$1,213.48
LM-01N	921 - 1,060 square feet per Single-Family Residential Parcel	\$1,405.08
LM-01O	1,061 - 1,210 square feet per Single-Family Residential Parcel	\$1,610.87
LM-01P	1,211 - 1,370 square feet per Single-Family Residential Parcel	\$1,830.86
LM-01Q	1,371 - 1,540 square feet per Single-Family Residential Parcel	\$2,065.04
LM-01R	1,541 - 1,720 square feet per Single-Family Residential Parcel	\$2,313.41
LM-01S	1,721 - 1,910 square feet per Single-Family Residential Parcel	\$2,575.98
LM-01T	1,911 - 2,110 square feet per Single-Family Residential Parcel	\$2,852.73

WHEREAS, for Fiscal Year 2014/15, the maximum special tax for taxable property in Tax Rate Area No. LM-02 (Landscaping for Property Other than Single-Family Residential) is as follows:

Maintenance Category	Maintenance Description	Rate per Proportional Front Foot
LM-02A	Median(s) (other than Medians-Shared)	\$10.94
LM-02B	Median(s)-Shared	\$5.47
LM-02C	Parkway(s)	\$13.48

WHEREAS, per the RMA, the maximum annual special tax shall be increased annually, beginning with FY 2015/16, by the greater of the increase in the annual percentage change in the Consumer Price Index (CPI) for All Urban Consumers for the

2
Resolution No. 2015-41
Date Adopted: June 9, 2015

Attachment: Resolution 2015-41 [Revision 3] (1490 : APPROVAL OF THE CALCULATION OF FISCAL YEAR 2015/16 MAXIMUM AND APPLIED

Los Angeles-Riverside-Orange County Region as published by the Department of Labor's Bureau of Labor Statistics or five percent (5%); and

WHEREAS, the calculation of the special tax is in compliance with laws pertaining to the levy of the special taxes; and

WHEREAS, the special tax is levied without regard to property valuation; and

WHEREAS, the City has prepared the Annual Special Tax Report ("Report") for FY 2015/16; which identifies the calculation of the maximum and special tax rates; and

WHEREAS, the Report is on file in the office of the City Treasurer/Chief Financial Officer ("CFO") and is incorporated herein by this reference as if fully set forth; and

WHEREAS, the annual special taxes shall be submitted to the Riverside County Auditor-Controller's Office, to be levied on the property tax bills for the parcels that are subject to the special tax.

NOW, THEREFORE, THE CITY COUNCIL OF THE CITY OF MORENO VALLEY, CALIFORNIA, DOES HEREBY RESOLVE AS FOLLOWS:

1. That the above recitals are all true and correct.
2. The FY 2015/16 maximum special tax for taxable properties in Tax Rate Area No. SL-01 (Single-Family Residential Street Lighting) is \$207.25.
3. The FY 2015/16 applied special tax for taxable properties in Tax Rate Area No. SL-01 (Single-Family Residential Street Lighting) is \$187.50.
4. The FY 2015/16 maximum special tax for taxable properties in Tax Rate Area No. SL-02 (Street Lighting for Property Other than Single-Family Residential) is \$3.41 per proportional front foot.
5. The FY 2015/16 applied special tax for taxable properties in Tax Rate Area No. SL-02 (Street Lighting for Property Other than Single-Family Residential) is \$1.80 per proportional front foot.
6. The FY 2015/16 maximum special tax and applied special tax rate for taxable property in Tax Rate Area No. LM-01 (Single-Family Residential Landscaping) is as follows:

3
Resolution No. 2015-41
Date Adopted: June 9, 2015

Tax Rate Area	Maximum Special Tax	Applied Special Tax
Tax Rate Area LM-01A	\$14.89	\$0.00
Tax Rate Area LM-01B	\$44.70	\$0.00
Tax Rate Area LM-01C	\$81.96	\$0.00
Tax Rate Area LM-01D	\$134.11	\$0.00
Tax Rate Area LM-01E	\$201.18	\$0.00
Tax Rate Area LM-01F	\$283.14	\$0.00
Tax Rate Area LM-01G	\$380.00	\$0.00
Tax Rate Area LM-01H	\$491.77	\$0.00
Tax Rate Area LM-01I	\$618.45	\$618.44
Tax Rate Area LM-01J	\$760.02	\$0.00
Tax Rate Area LM-01K	\$916.49	\$0.00
Tax Rate Area LM-01L	\$1,087.87	\$0.00
Tax Rate Area LM-01M	\$1,274.15	\$0.00
Tax Rate Area LM-01N	\$1,475.33	\$0.00
Tax Rate Area LM-01O	\$1,691.41	\$0.00
Tax Rate Area LM-01P	\$1,922.40	\$0.00
Tax Rate Area LM-01Q	\$2,168.29	\$0.00
Tax Rate Area LM-01R	\$2,429.08	\$0.00
Tax Rate Area LM-01S	\$2,704.77	\$0.00
Tax Rate Area LM-01T	\$2,995.36	\$0.00

7. The FY 2015/16 maximum special tax and applied special tax rate for taxable property in Tax Rate Area No. LM-02 (Landscaping for Property Other than Single-Family Residential) is as follows:

Tax Rate Area	Maximum Special Tax	Applied Special Tax
Tax Rate Area LM-02A	\$11.48	\$1.95
Tax Rate Area LM-02B	\$5.74	\$0.00
Tax Rate Area LM-02C	\$14.15	\$0.00

- 8. That the Report for FY 2015/16, as on file in the office of the City’s CFO, is hereby received and filed.
- 9. That this legislative body hereby authorizes the City’s CFO to make changes to the levy of the special taxes based on any parcel changes between the date of Resolution adoption and the submittal of the fixed charges to the County, provided the applied rate does not exceed the maximum special tax rate, is in compliance with the RMA, and is consistent with the approved budget.

4
Resolution No. 2015-41
Date Adopted: June 9, 2015

APPROVED AND ADOPTED this 9th day of June, 2015.

Mayor of the City of Moreno Valley

ATTEST:

City Clerk

APPROVED AS TO FORM:

City Attorney

5
Resolution No. 2015-41
Date Adopted: June 9, 2015

Attachment: Resolution 2015-41 [Revision 3] (1490 : APPROVAL OF THE CALCULATION OF FISCAL YEAR 2015/16 MAXIMUM AND APPLIED

RESOLUTION JURAT

STATE OF CALIFORNIA)
COUNTY OF RIVERSIDE) ss.
CITY OF MORENO VALLEY)

I, Jane Halstead, City Clerk of the City of Moreno Valley, California, do hereby certify that Resolution No. 2015-41 was duly and regularly adopted by the City Council of the City of Moreno Valley at a regular meeting thereof held on the 9th day of June, 2015 by the following vote:

AYES:

NOES:

ABSENT:

ABSTAIN:

(Council Members, Mayor Pro Tem and Mayor)

CITY CLERK

(SEAL)

6
Resolution No. 2015-41
Date Adopted: June 9, 2015

Attachment: Resolution 2015-41 [Revision 3] (1490 : APPROVAL OF THE CALCULATION OF FISCAL YEAR 2015/16 MAXIMUM AND APPLIED

CFD No. 4-M (Centerpointe Basin Maintenance)
Fund # 68-4292

RESOLUTION NO. 2015-42

A RESOLUTION OF THE CITY COUNCIL OF THE CITY OF MORENO VALLEY, CALIFORNIA, APPROVING THE CALCULATION OF THE COMMUNITY FACILITIES DISTRICT NO. 4-MAINTENANCE MAXIMUM SPECIAL TAX RATE AND SETTING THE APPLIED TAX RATE FOR FISCAL YEAR 2015/16

WHEREAS, the CITY COUNCIL of the CITY OF MORENO VALLEY, CALIFORNIA, did form Community Facilities District No. 4-Maintenance ("CFD No. 4-M" or "District") pursuant to the terms and provisions of the Mello-Roos Community Facilities Act of 1982, as amended, being Chapter 2.5, Part 1, Division 2, Title 5 of the Government Code of the State of California; and

WHEREAS, following approval by the qualified electors of the District, the legislative body did adopt Ordinance No. 697 ("Ordinance") approving the rate and method of apportionment of special taxes ("RMA") to authorize a levy of a special taxes within CFD No. 4-M; and

WHEREAS, the Ordinance authorizes the legislative body, by resolution, to annually determine the special tax to be levied in the District; provided the special tax to be levied does not exceed the maximum special tax authorized to be levied pursuant to the RMA; and

WHEREAS, the Riverside County Auditor-Controller's Office requires the adoption of a resolution for submission with the annual special taxes for placement on the Riverside County property tax bills; and

WHEREAS, the maximum annual special tax for developed and undeveloped property has been established by the RMA at \$0.00737 per square foot of land area for FY 2006/07. Per the RMA, the maximum annual special tax shall be increased each FY thereafter, by an amount equal to the Engineering News-Record Building Cost Index for the City of Los Angeles, measured as of the end of the calendar year; and

WHEREAS, the calculation of the special tax is in compliance with laws pertaining to the levy of the special taxes; and

WHEREAS, the special tax is levied without regard to property valuation; and

WHEREAS, the City has prepared and submitted the Annual Special Tax Report ("Report") for fiscal year ("FY") 2015/16, which fully sets forth all information concerning the District and identifies the calculation of the applied annual special tax rate, in an amount not to exceed the maximum special tax; and

1
Resolution No. 2015-42
Date Adopted: June 9, 2015

WHEREAS, the Report is on file in the office of the City Treasurer/Chief Financial Officer (“CFO”) and is incorporated herein by this reference; and

WHEREAS, the submission of the annual special taxes shall be given to the Riverside County Auditor-Controller’s Office, to be levied on parcels subject to the special tax.

NOW, THEREFORE, THE CITY COUNCIL OF THE CITY OF MORENO VALLEY, CALIFORNIA, DOES HEREBY RESOLVE AS FOLLOWS:

1. That the above recitals are all true and correct.
2. The FY 2015/16 maximum special tax is set at \$0.009600 per square foot of land area.
3. The FY 2015/16 applied special tax is set at \$0.005889 per square foot of land area.
4. That the Report for FY 2015/16, on file in the office of the City’s CFO, is hereby received and filed.
5. That this legislative body hereby authorizes the City’s CFO to make changes to the levy of the special taxes based on any parcel changes between the Council date and the submittal of the fixed charges to the County, provided the applied rate does not exceed the maximum special tax rate, is in compliance with the RMA, and is consistent with the approved budget.

APPROVED AND ADOPTED this 9th day of June, 2015.

Mayor of the City of Moreno Valley

ATTEST:

City Clerk

APPROVED AS TO FORM:

City Attorney

2
Resolution No. 2015-42
Date Adopted: June 9, 2015

Attachment: Resolution 2015-42 [Revision 2] (1490 : APPROVAL OF THE CALCULATION OF FISCAL YEAR 2015/16 MAXIMUM AND APPLIED

RESOLUTION JURAT

STATE OF CALIFORNIA)
COUNTY OF RIVERSIDE) ss.
CITY OF MORENO VALLEY)

I, Jane Halstead, City Clerk of the City of Moreno Valley, California, do hereby certify that Resolution No. 2015-42 was duly and regularly adopted by the City Council of the City of Moreno Valley at a regular meeting thereof held on the 9th day of June, 2015 by the following vote:

AYES:

NOES:

ABSENT:

ABSTAIN:

(Council Members, Mayor Pro Tem and Mayor)

CITY CLERK

(SEAL)

3
Resolution No. 2015-42
Date Adopted: June 9, 2015

Attachment: Resolution 2015-42 [Revision 2] (1490 : APPROVAL OF THE CALCULATION OF FISCAL YEAR 2015/16 MAXIMUM AND APPLIED

CFD No. 5 (Stoneridge)
Fund # 68-4293

RESOLUTION NO. 2015-43

A RESOLUTION OF THE CITY COUNCIL OF THE CITY OF MORENO VALLEY, CALIFORNIA, APPROVING THE CALCULATION OF THE MORENO VALLEY COMMUNITY FACILITIES DISTRICT NO. 5 MAXIMUM SPECIAL TAX RATE AND SETTING THE APPLIED TAX RATE FOR FISCAL YEAR 2015/16

WHEREAS, the CITY COUNCIL of the CITY OF MORENO VALLEY, CALIFORNIA, did form Community Facilities District No. 5 of the City of Moreno Valley ("CFD No. 5" or "District") pursuant to the terms and provisions of the "Mello-Roos Community Facilities Act of 1982", as amended, being Chapter 2.5, Part 1, Division 2, Title 5 of the Government Code of the State of California; and

WHEREAS, following approval by the qualified electors of the District, the legislative body did adopt Ordinance No. 701 ("Ordinance") to authorize a levy of a special tax within CFD No. 5; and

WHEREAS, on May 31, 2007, the City of Moreno Valley issued the Community Facilities District No. 5, 2007 Special Tax Bonds in the amount of \$5,870,000; and

WHEREAS, the Ordinance authorizes the legislative body, by resolution, to annually determine the special tax to be levied in the District; provided, however, the special tax to be levied shall not exceed the maximum special tax rate authorized to be levied pursuant to the Rate and Method of Apportionment ("RMA"); and

WHEREAS, the Riverside County Auditor-Controller's Office requires the adoption of a resolution for submission with the annual special taxes for placement on the Riverside County property tax bills; and

WHEREAS, the maximum annual special tax for developed and undeveloped property has been established by the RMA at \$10,652.00 per acre for fiscal year ("FY") 2006/07. Per the RMA, the maximum annual special tax shall be increased by an amount equal to two percent (2%) each fiscal year in order to meet the annual special tax requirement; and

WHEREAS, the annual special tax requirement shall be applied first to developed properties based on the maximum special tax rate; and

WHEREAS, if additional monies are required to fund the annual special tax requirement, then the special tax shall be applied proportionately to all undeveloped properties; and

1
Resolution No. 2015-43
Date Adopted: June 9, 2015

WHEREAS, the calculation of the special tax is in compliance with laws pertaining to the levy of the special taxes; and

WHEREAS, the special tax is levied without regard to property valuation; and

WHEREAS, Government Code §53410 requires that on or after January 1, 2001, any bond measure that is subject to voter approval that would provide for the sale of bonds by a local agency shall provide accountability measures; and

WHEREAS, Government Code §54311 requires the chief fiscal officer of the issuing local agency to file an Annual Bond Accountability Report with its governing body no later than January 1, 2002, and at least once a year thereafter; and

WHEREAS, the City has prepared the Annual Special Tax and Bond Accountability Report ("Report") for FY 2015/16, which identifies the calculation of the maximum and applied special tax rates; and

WHEREAS, the Report is on file in the office of the City Treasurer/Chief Financial Officer ("CFO") and is incorporated herein by this reference as if fully set forth; and

WHEREAS, the annual special taxes shall be submitted to the Riverside County Auditor-Controller's Office, to be levied on the property tax bills that are subject to the special tax.

NOW, THEREFORE, THE CITY COUNCIL OF THE CITY OF MORENO VALLEY, CALIFORNIA, DOES HEREBY RESOLVE AS FOLLOWS:

1. That the above recitals are all true and correct.
2. The FY 2015/16 maximum special tax for developed properties is set at \$12,730.08 per acre.
3. The FY 2015/16 applied special tax for developed properties is set at \$12,730.08 per acre.
4. The FY 2015/16 maximum special tax for undeveloped properties is set at \$12,730.08 per acre.
5. The FY 2015/16 applied special tax for undeveloped properties is set at \$11,625.26 per acre.
6. That the Report for FY 2015/16, on file in the office of the City's CFO, is hereby received and filed.

2
Resolution No. 2015-43
Date Adopted: June 9, 2015

- 7. That this legislative body hereby submits the Report in compliance with the above mentioned Government Code Sections, and that the Report shall remain on file with the CFO for review by the public upon request.
- 8. That this legislative body hereby authorizes the City's CFO to make changes to the levy of the special taxes based on any parcel changes between the Council date and the submittal of the fixed charges to the County, provided the applied rate does not exceed the maximum special tax rate, is in compliance with the RMA, and is consistent with the approved budget.

APPROVED AND ADOPTED this 9th day of June, 2015.

Mayor of the City of Moreno Valley

ATTEST:

City Clerk

APPROVED AS TO FORM:

City Attorney

3
Resolution No. 2015-43
Date Adopted: June 9, 2015

Attachment: Resolution 2015-43 [Revision 3] (1490 : APPROVAL OF THE CALCULATION OF FISCAL YEAR 2015/16 MAXIMUM AND APPLIED

RESOLUTION JURAT

STATE OF CALIFORNIA)
COUNTY OF RIVERSIDE) ss.
CITY OF MORENO VALLEY)

I, Jane Halstead, City Clerk of the City of Moreno Valley, California, do hereby certify that Resolution No. 2015-43 was duly and regularly adopted by the City Council of the City of Moreno Valley at a regular meeting thereof held on the 9th day of June, 2015 by the following vote:

AYES:

NOES:

ABSENT:

ABSTAIN:

(Council Members, Mayor Pro Tem and Mayor)

CITY CLERK

(SEAL)

4
Resolution No. 2015-43
Date Adopted: June 9, 2015

Attachment: Resolution 2015-43 [Revision 3] (1490 : APPROVAL OF THE CALCULATION OF FISCAL YEAR 2015/16 MAXIMUM AND APPLIED

CFD No. 87-1 (Towngate)
Fund # 68-2495

RESOLUTION NO. 2015-44

A RESOLUTION OF THE CITY COUNCIL OF THE CITY OF MORENO VALLEY, CALIFORNIA, APPROVING THE CALCULATION OF THE COMMUNITY FACILITIES DISTRICT NO. 87-1 (TOWNGATE) MAXIMUM SPECIAL TAX RATE AND SETTING THE APPLIED RATE FOR FISCAL YEAR 2015/16

WHEREAS, the CITY COUNCIL of the CITY OF MORENO VALLEY, CALIFORNIA, formed Community Facilities District No. 87-1 (Towngate) ("CFD No. 87-1" or "District") pursuant to the terms and provisions of the Mello-Roos Community Facilities Act of 1982, as amended, being Chapter 2.5, Part 1, Division 2, Title 5 of the Government Code of the State of California; and

WHEREAS, following approval by the qualified electors of the District, the legislative body did adopt Resolution No. 88-13 establishing the terms and conditions pertaining to the issuance of the \$9,000,000 CFD No. 87-1 Special Tax Bonds, Series "A" ("1988 Bonds"); and, adopted Resolution No. 91-90 establishing the terms and conditions pertaining to the issuance of the \$12,000,000 CFD No. 87-1 Special Tax Bonds, Series "B" ("1991 Bonds"); and

WHEREAS, the District did previously adopt Resolution No. 94-28, which established the terms and conditions pertaining to the issuance of the CFD No. 87-1 \$14,170,000 Special Tax Refunding Bonds, Series A ("1994 Series A Bonds") and \$8,530,000 Special Tax Refunding Bonds, Series B ("1994 Series B Bond") (collectively, the "Prior Bonds"); and

WHEREAS, the legislative body of the District determined that it would be prudent in the management of the fiscal affairs of the District to proceed with issuing bonds for the purpose of refunding the Prior Bonds; and

WHEREAS, this legislative body, approved Resolution No. 2007-119 to authorize issuance of the 2007 Special Tax Refunding Bonds for CFD No. 87-1, which were sold on November 29, 2007, at \$10,665,000; and

WHEREAS, this legislative body approved the Bond Indenture to establish the terms and conditions pertaining to the issuance of the 2007 Special Tax Refunding Bonds; and

WHEREAS Ordinance No. 151 authorizes the City Council, by resolution, to annually determine the special tax to be levied in the District; provided, however the special tax to be levied shall not exceed the authorized maximum special tax to be levied pursuant to the Rate and Method of Apportionment ("RMA"); and

1
Resolution No. 2015-44
Date Adopted: June 9, 2015

WHEREAS, the maximum special tax of \$11,500 per net acre is to be applied uniformly first to the developed property then, if any, to the undeveloped property at the same maximum rate of \$11,500 per net acre. There is no escalator clause for the CFD No. 87-1 special tax rate; and

WHEREAS, the former Community Redevelopment Agency (RDA) ("Agency") entered into an agreement with the City on behalf of CFD 87-1 entitled "Agency Towngate Agreement" (the "Agreement") under which the Agency agreed to make payments to CFD No. 87-1 from tax increment ("TI") revenues from the Project Area; and

WHEREAS, per the Official Statement, the Agency anticipated that the TI amounts as stated in the Agreement would be sufficient to fund scheduled debt service payments on the Bonds for CFD No. 87-1 and pay the estimated administrative expenses of the District for each year that the Bonds remain outstanding; and

WHEREAS, given the dissolution of the Agency in June of 2011 through California State Legislative trailer bills AB 1x 26 and AB 1x 27, and the process to discharge the obligation of the Agency, the City, as Successor Agency to the former RDA Agency, submits every six months to the California State Department of Finance ("DOF") a Recognized Obligation Payment Schedule ("ROPS"), which identifies the amount of available tax increment payable toward CFD 87-1 special tax; and

WHEREAS, the DOF has approved the first half of the TI through December 2015 in the amount of \$594,496; and

WHEREAS, the Successor Agency will submit to the DOF a request for the second half of the TI in the amount of \$594,496 and in the event the DOF does not approve payment of TI after December 2015, the City can either submit the special tax to the County for collection on the property tax bills or use available funds in the Reserve Account, which are held in trust to cover the balance of the special tax obligation for FY 2015/16; and

WHEREAS, the calculation of the special tax is in compliance with the laws pertaining to the levy of the special tax; and

WHEREAS, the Riverside County Auditor-Controller's Office requires the adoption of a resolution for submission with the annual special taxes for placement on the Riverside County property tax bills; and

WHEREAS, California Government §53410 requires that *on or after January 1, 2001, any local bond measure that is subject to voter approval that would provide for the sale of bonds by a local agency shall provide accountability measures*; and

2
Resolution No. 2015-44
Date Adopted: June 9, 2015

WHEREAS, California Government §53411 requires *the chief fiscal officer of the issuing local agency file an Annual Bond Accountability Report with its governing body no later than January 1, 2002, and at least once a year thereafter*; and

WHEREAS, the City has prepared and submitted the Annual Special Tax and Bond Accountability Report (“Report”) for fiscal year (“FY”) 2015/16, which fully sets forth all information concerning the District and identifies the calculation of the applied annual special tax rate in an amount not to exceed the maximum special tax; and

WHEREAS, the Report is on file in the office of the City Treasurer/Chief Financial Officer (“CFO”) and is incorporated herein by this reference; and

WHEREAS, the submission of the annual special taxes shall be given to the Riverside County Auditor-Controller’s Office to be levied on parcels subject to the special tax in the event TI is unavailable.

NOW, THEREFORE, THE CITY COUNCIL OF THE CITY OF MORENO VALLEY, CALIFORNIA, DOES HEREBY RESOLVE AS FOLLOWS:

1. That the above recitals are all true and correct.
2. The FY 2015/16 maximum special tax for developed and undeveloped property is \$11,500 per net acre.
3. The FY 2015/16 applied special tax shall be \$0.00 provided the DOF approves payment of TI in full after December 2015.
4. That the Report for FY 2015/16, on file in the Office of the City’s CFO, is hereby received and filed.
5. That this legislative body hereby submits the Report in compliance with the above mentioned Government Code Sections, and that the Report shall remain on file in the office of the City’s CFO for review by the public upon request.
6. That this legislative body hereby authorizes the City’s CFO to make changes to the levy of the special taxes based on any parcel changes between the Council date and the submittal of the fixed charges to the County, provided the applied rate does not exceed the maximum special tax rate, is in compliance with the RMA, and is consistent with the approved budget.

3
Resolution No. 2015-44
Date Adopted: June 9, 2015

APPROVED AND ADOPTED this 9th day of June, 2015.

Mayor of the City of Moreno Valley

ATTEST:

City Clerk

APPROVED AS TO FORM:

City Attorney

4
Resolution No. 2015-44
Date Adopted: June 9, 2015

Attachment: Resolution 2015-44 [Revision 2] (1490 : APPROVAL OF THE CALCULATION OF FISCAL YEAR 2015/16 MAXIMUM AND APPLIED

RESOLUTION JURAT

STATE OF CALIFORNIA)
COUNTY OF RIVERSIDE) ss.
CITY OF MORENO VALLEY)

I, Jane Halstead, City Clerk of the City of Moreno Valley, California, do hereby certify that Resolution No. 2015-44 was duly and regularly adopted by the City Council of the City of Moreno Valley at a regular meeting thereof held on the 9th day of June, 2015 by the following vote:

AYES:

NOES:

ABSENT:

ABSTAIN:

(Council Members, Mayor Pro Tem and Mayor)

CITY CLERK

(SEAL)

5
Resolution No. 2015-44
Date Adopted: June 9, 2015

Attachment: Resolution 2015-44 [Revision 2] (1490 : APPROVAL OF THE CALCULATION OF FISCAL YEAR 2015/16 MAXIMUM AND APPLIED

CFD No. 87-1 (Towngate) Improvement Area No. 1
Fund #68-2489

RESOLUTION NO. 2015-45

A RESOLUTION OF THE CITY COUNCIL OF THE CITY OF MORENO VALLEY, CALIFORNIA, APPROVING THE CALCULATION OF THE MORENO VALLEY COMMUNITY FACILITIES DISTRICT NO. 87-1 (TOWNGATE) IMPROVEMENT AREA NO. 1 MAXIMUM SPECIAL TAX RATES AND SETTING THE APPLIED RATES FOR FISCAL YEAR 2015/16

WHEREAS, the CITY COUNCIL of the CITY OF MORENO VALLEY, CALIFORNIA, formed the City of Moreno Valley Community Facilities District No. 87-1 (Towngate) Improvement Area No. 1 ("CFD No. 87-1 IA 1" or "District") pursuant to the terms and provisions of the Mello-Roos Community Facilities Act of 1982, as amended, being Chapter 2.5, Part 1, Division 2, Title 5 of the Government Code of the State of California; and

WHEREAS, following approval by the qualified electors of the District, the legislative body did adopt Resolution No. 93-16 approving the Bond Indenture terms and conditions pertaining to the issuance of the \$5,000,000 CFD No. 87-1 IA 1 Special Tax Bonds ("Original Bonds"); and

WHEREAS, the legislative body of the District determined that it would be prudent in the management of the fiscal affairs of the District to issue bonds for the purpose of refunding the Original Bonds; and

WHEREAS, on October 27, 2007, the legislative body adopted Resolution No. 2007-120, which authorized the issuance of Special Tax Refunding Bonds for the District to accomplish a net reduction in the debt service requirement, and approved the Bond Indenture terms and conditions pertaining to the issuance of \$4,075,000 for CFD No. 87-1 IA 1; and

WHEREAS, Ordinance No. 392 authorizes the City Council, by resolution, to annually determine the special tax to be levied in the District; provided, however the special tax to be levied shall not exceed the authorized maximum special tax to be levied pursuant to the Rate and Method of Apportionment ("RMA"); and

WHEREAS, the approved Rate and Method of Apportionment (RMA) for CFD No. 87-1 IA 1 provides that the maximum special tax rate for CFD No. 87-1 IA 1 shall be uniformly applied to the property in an amount not to exceed \$4,450 per net acre for Tax Rate Area 1 and in an amount not to exceed \$3,850 per net acre for Tax Rate Area 2. There is no escalator clause for the special tax rates; and

WHEREAS, the former Community Redevelopment Agency (RDA) ("Agency") entered into an agreement with the City on behalf of CFD 87-1 and CFD 87-1

1
Resolution No. 2015-45
Date Adopted: June 9, 2015

Attachment: Resolution 2015-45 [Revision 2] (1490 : APPROVAL OF THE CALCULATION OF FISCAL YEAR 2015/16 MAXIMUM AND APPLIED

Improvement Area No.1 entitled "Agency Improvement Area Agreement under which the Agency agreed to annually determine whether or not Tax Increment ("TI") revenue would be available to offset or reduce the maximum special tax; and

WHEREAS, given the dissolution of the Agency in June of 2011 through California State Legislative trailer bills AB 1x 26 and AB 1x 27, and the process to discharge the obligation of the Agency, the City, as Successor Agency to the former RDA Agency, submits every six months to the California State Department of Finance ("DOF") a Recognized Obligation Payment Schedule ("ROPS"), which identifies the amount of available tax increment payable toward CFD 87-1 IA 1 special tax; and

WHEREAS, the DOF has approved the first half of the TI through December 2015 in the amount of \$139,120; and

WHEREAS, the Successor Agency will submit to the DOF a request for the second half of the TI in the amount of \$139,120 and in the event the DOF does not approve payment of TI after December 2015, the City can either submit the special tax to the County for collection on the property tax bills or use available funds in the Reserve Account, which are held in trust, to cover the balance of the special tax obligation for FY 2015/16; and

WHEREAS, the calculation of the special tax is in compliance with the laws pertaining to the levy of the special tax; and

WHEREAS, the Riverside County Auditor-Controller's Office requires the adoption of a resolution for submission with the annual special taxes for placement on the Riverside County property tax bills; and

WHEREAS, California Government §53410 requires that on or after January 1, 2001, any local bond measure that is subject to voter approval that would provide for the sale of bonds by a local agency shall provide accountability measures; and

WHEREAS, California Government §53411 requires the chief fiscal officer of the issuing local agency file an Annual Bond Accountability Report with its governing body no later than January 1, 2002, and at least once a year thereafter; and

WHEREAS, the City has prepared and submitted the Annual Special Tax and Bond Accountability Report ("Report") for fiscal year ("FY") 2015/16, which fully sets forth all information concerning the District and identifies the calculation of the applied annual special tax rates in an amount not to exceed the maximum special tax rates; and

WHEREAS, the Report for FY 2015/16, is on file in the office of the City Treasurer/Chief Financial Officer ("CFO"), and is incorporated herein by this reference; and

WHEREAS, the submission of the annual special taxes shall be given to the Riverside County Auditor-Controller's Office to be levied on parcels subject to the special tax.

NOW, THEREFORE, THE CITY COUNCIL OF THE CITY OF MORENO VALLEY, CALIFORNIA, DOES HEREBY RESOLVE AS FOLLOWS:

1. That the above recitals are all true and correct.
2. The FY 2015/16 maximum special tax for properties located within Tax Rate Area 1 is set at \$4,450.00 per taxable acre for parcels within Tax Rate Area 1.
3. The FY 2015/16 applied special tax for properties located within Tax Rate Area 1 is set at \$839.70 per taxable acre for parcels within Tax Rate Area 1, provided the DOF approves payment of TI in full after December 2015.
4. The FY 2015/16 maximum special tax for properties located within Tax Rate Area 2 is set at \$3,850.00 per taxable acre for parcels within Tax Rate Area 2.
5. The FY 2015/16 applied special tax for properties located within Tax Rate Area 2 is set at \$739.31 per taxable acre for parcels within Tax Rate Area 2, provided the DOF approves payment of TI in full after December 2015.
6. That the Report for FY 2015/16, on file in the Office of the City's CFO, is hereby received and filed.
7. That this legislative body hereby submits the Report in compliance with the above mentioned Government Code Sections, and that the Report shall remain on file in the office of the City's CFO for review by the public upon request.
8. That this legislative body hereby authorizes the City's CFO to make changes to the levy of the special taxes based on any parcel changes between the Council date and the submittal of the fixed charges to the County, provided the applied rate does not exceed the maximum special tax rate, is in compliance with the RMA, and is consistent with the approved budget.

3
Resolution No. 2015-45
Date Adopted: June 9, 2015

APPROVED AND ADOPTED this 9th day of June, 2015.

Mayor of the City of Moreno Valley

ATTEST:

City Clerk

APPROVED AS TO FORM:

City Attorney

4
Resolution No. 2015-45
Date Adopted: June 9, 2015

Attachment: Resolution 2015-45 [Revision 2] (1490 : APPROVAL OF THE CALCULATION OF FISCAL YEAR 2015/16 MAXIMUM AND APPLIED

RESOLUTION JURAT

STATE OF CALIFORNIA)
COUNTY OF RIVERSIDE) ss.
CITY OF MORENO VALLEY)

I, Jane Halstead, City Clerk of the City of Moreno Valley, California, do hereby certify that Resolution No. 2015-45 was duly and regularly adopted by the City Council of the City of Moreno Valley at a regular meeting thereof held on the 9th day of June, 2015 by the following vote:

AYES:

NOES:

ABSENT:

ABSTAIN:

(Council Members, Mayor Pro Tem and Mayor)

CITY CLERK

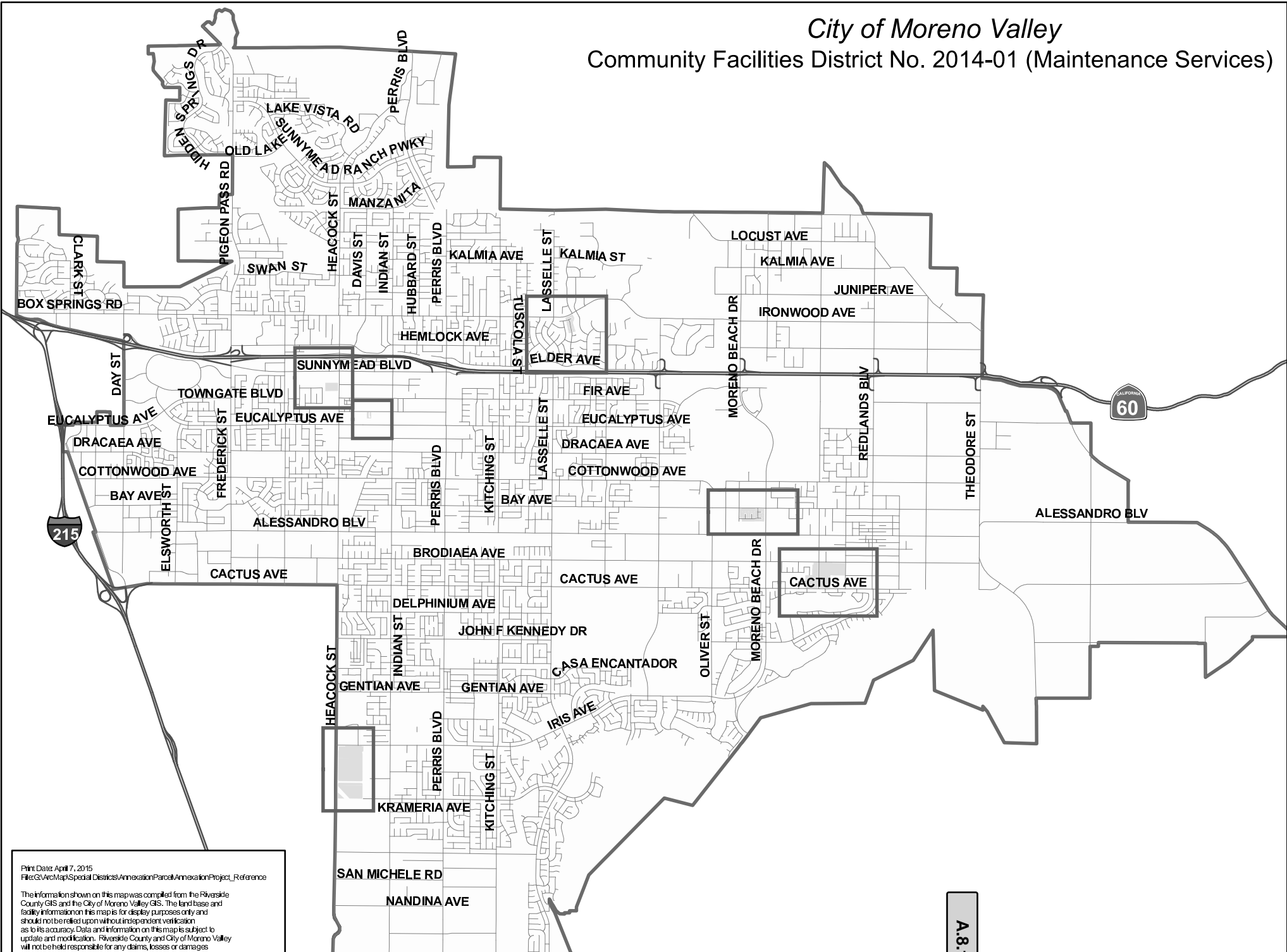
(SEAL)

5
Resolution No. 2015-45
Date Adopted: June 9, 2015

Attachment: Resolution 2015-45 [Revision 2] (1490 : APPROVAL OF THE CALCULATION OF FISCAL YEAR 2015/16 MAXIMUM AND APPLIED

City of Moreno Valley

Community Facilities District No. 2014-01 (Maintenance Services)

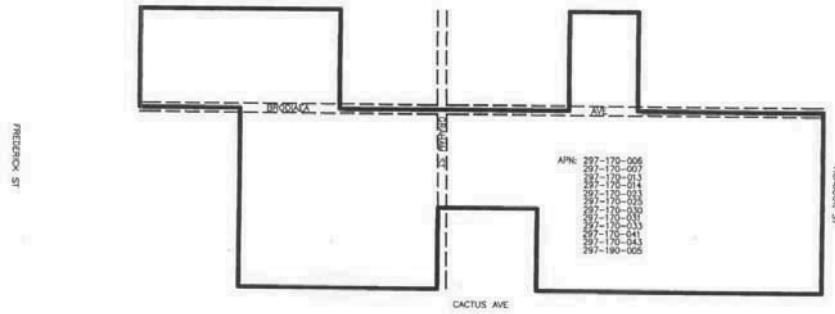


Print Date: April 7, 2015
 File: G:\ArcMap\Special Districts\Annexation\ParcelAnnexationProject_Reference

The information shown on this map was compiled from the Riverside County GIS and the City of Moreno Valley GIS. The land base and facility information on this map is for display purposes only and should not be relied upon without independent verification as to its accuracy. Data and information on this map is subject to update and modification. Riverside County and City of Moreno Valley will not be held responsible for any claims, losses or damages.

A.8.f

PROPOSED BOUNDARY OF
COMMUNITY FACILITIES DISTRICT No. 4 – MAINTENANCE
OF THE CITY OF MORENO VALLEY
COUNTY OF RIVERSIDE,
STATE OF CALIFORNIA



REFERENCE THE RIVERSIDE COUNTY ASSESSOR'S MAPS FOR A DETAILED DESCRIPTION OF PARCEL LINES AND DIMENSIONS

FILED IN THE OFFICE OF THE CITY CLERK OF THE CITY OF MORENO VALLEY THIS 20th DAY OF September 2005.
Manuel P. Chavez
CITY CLERK OF THE CITY OF MORENO VALLEY

I HEREBY CERTIFY THAT THE WITHIN MAP SHOWING THE PROPOSED BOUNDARIES OF COMMUNITY FACILITIES DISTRICT NO. 4 – MAINTENANCE, CITY OF MORENO VALLEY, COUNTY OF RIVERSIDE, STATE OF CALIFORNIA WAS APPROVED BY THE CITY COUNCIL OF THE CITY OF MORENO VALLEY AT A REGULARLY SCHEDULED MEETING, THEREOF, HELD ON THE 15th DAY OF September, 2005, BY ITS RESOLUTION NO. 2005-07852-79.
Manuel P. Chavez
CITY CLERK OF THE CITY OF MORENO VALLEY

FILED THIS 22nd DAY OF September 2005, AT THE HOUR OF 8 O'CLOCK P.M. IN BOOK 17 OF MAPS OF ASSESSMENT AND COMMUNITY FACILITIES DISTRICTS PAGE NOS. 72 THROUGH 73 AS INSTRUMENT NO. 2005-07852-79 IN THE OFFICE OF THE COUNTY RECORDER IN THE COUNTY OF RIVERSIDE, STATE OF CALIFORNIA.
Alvin King
COUNTY RECORDER OF THE COUNTY OF RIVERSIDE

FEE \$ 7.00

VICINITY MAP
NO SCALE
LEGEND
DISTRICT BOUNDARY

PROPOSED BOUNDARY MAP

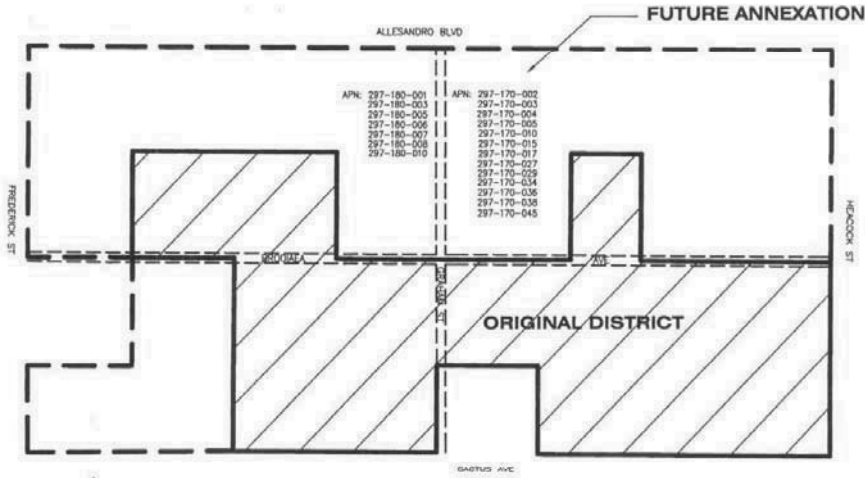
Proposed Boundary of
Community Facilities District No. 4–Maintenance
of the City of Moreno Valley
County of Riverside, California

Sheet 1 OF 1

HARRIS & ASSOCIATES
34 Executive Park, Suite 150
Irvine, CA 92614
(949) 555-3999 • FAX (949) 555-3995

Attachment: CFD Boundary Maps (1490) : APPROVAL OF THE CALCULATION OF FISCAL YEAR 2015/16 MAXIMUM AND APPLIED SPECIAL

FUTURE ANNEXATION AREA OF
COMMUNITY FACILITIES DISTRICT No. 4 – MAINTENANCE
OF THE CITY OF MORENO VALLEY
COUNTY OF RIVERSIDE,
STATE OF CALIFORNIA



REFERENCE THE RIVERSIDE COUNTY ASSESSOR'S MAPS FOR A DETAILED DESCRIPTION OF PARCEL LINES AND DIMENSIONS

FILED IN THE OFFICE OF THE CITY CLERK OF THE CITY OF MORENO VALLEY THIS 20th DAY OF September, 2005.
Maryvale Mayor
CITY CLERK OF THE CITY OF MORENO VALLEY

I HEREBY CERTIFY THAT THE WITHIN MAP SHOWING THE PROPOSED FUTURE ANNEXATION AREA OF COMMUNITY FACILITIES DISTRICT NO. 4 – MAINTENANCE, CITY OF MORENO VALLEY, COUNTY OF RIVERSIDE, STATE OF CALIFORNIA WAS APPROVED BY THE CITY COUNCIL OF THE CITY OF MORENO VALLEY, AT A REGULARLY SCHEDULED MEETING, THEREOF, HELD ON THE 13th DAY OF September, 2005. BY ITS RESOLUTION NO. 2005-86.
Maryvale Mayor
CITY CLERK OF THE CITY OF MORENO VALLEY

FILED THIS 22nd DAY OF September, 2005, AT THE HOUR OF 8 O'CLOCK A.M. IN BOOK 64 OF MAPS OF ASSESSMENT AND COMMUNITY FACILITIES DISTRICTS PAGE NOS. KT THROUGH --- AS INSTRUMENT NO. 2005-0185280 IN THE OFFICE OF THE COUNTY RECORDER IN THE COUNTY OF RIVERSIDE, STATE OF CALIFORNIA.
J. Lewis
COUNTY RECORDER OF THE COUNTY OF RIVERSIDE

FEE \$ 7.00

VICINITY MAP
NO SCALE
LEGEND

————— DISTRICT BOUNDARY

- - - - - FUTURE ANNEXATION AREA

PROPOSED BOUNDARY MAP

Future Annexation Area of
Community Facilities District No. 4-Maintenance
of the City of Moreno Valley
County of Riverside, California

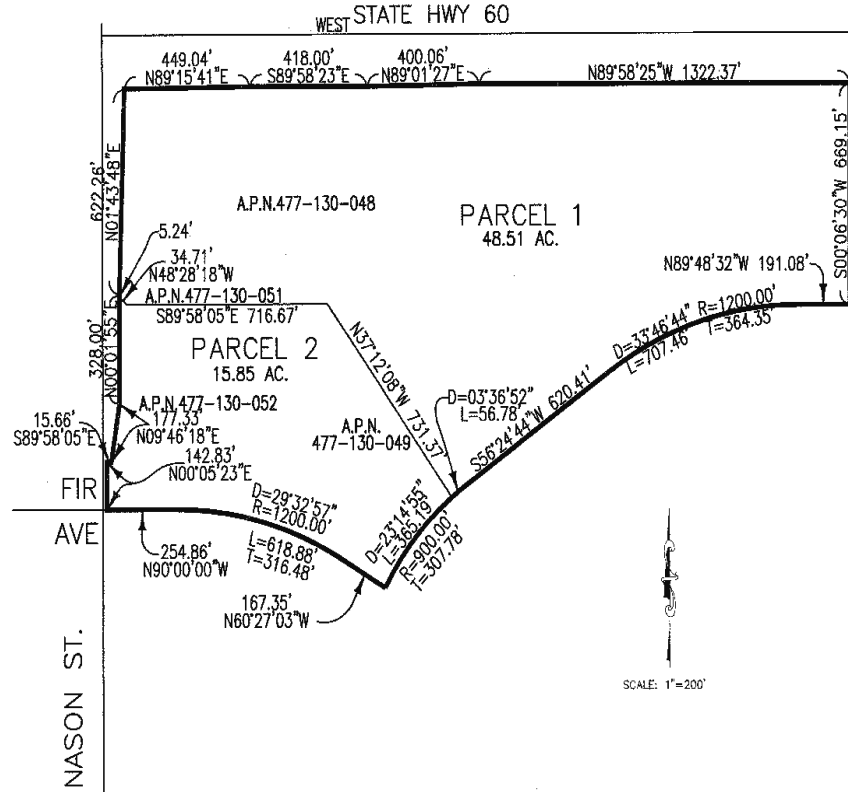
Sheet 1 of 1

HARRIS & ASSOCIATES
34 Executive Park, Suite 150
Irvine, CA 92614
(949) 855-3500 • FAX (949) 855-3995

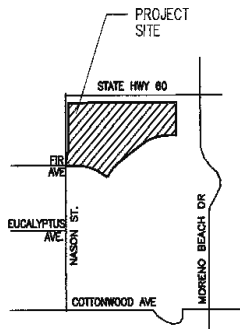
Attachment: CFD Boundary Maps (1490) : APPROVAL OF THE CALCULATION OF FISCAL YEAR 2015/16 MAXIMUM AND APPLIED SPECIAL

6/20
CITY

PROPOSED BOUNDARY OF
COMMUNITY FACILITIES DISTRICT No. 5
OF THE CITY OF MORENO VALLEY
COUNTY OF RIVERSIDE,
STATE OF CALIFORNIA



SCALE: 1"=200'



LEGEND
DISTRICT BOUNDARY

FILED IN THE OFFICE OF THE CITY CLERK OF THE CITY OF MORENO VALLEY THIS 20th DAY OF June, 2005.
Nancy Williams
CITY CLERK OF THE CITY OF MORENO VALLEY

I HEREBY CERTIFY THAT THE WITHIN MAP SHOWING THE PROPOSED BOUNDARIES OF COMMUNITY FACILITIES DISTRICT NO. 5 CITY OF MORENO VALLEY, COUNTY OF RIVERSIDE, STATE OF CALIFORNIA WAS APPROVED BY THE CITY COUNCIL OF THE CITY OF MORENO VALLEY AT A REGULARLY SCHEDULED MEETING THEREOF, HELD ON THE 18th DAY OF September, 2005, BY ITS RESOLUTION NO. 2005-72.
Nancy Williams
CITY CLERK OF THE CITY OF MORENO VALLEY

FILED THIS 20th DAY OF June, 2005, AT THE HOUR OF 8:00 O'CLOCK AM IN BOOK 6 OF MAPS OF ASSESSMENT AND COMMUNITY FACILITIES DISTRICTS PAGES 20 THROUGH 21 AS INSTRUMENT NO. 2225078529 IN THE OFFICE OF THE COUNTY RECORDER IN THE COUNTY OF RIVERSIDE, STATE OF CALIFORNIA.
[Signature]
COUNTY RECORDER OF THE COUNTY OF RIVERSIDE FEE \$ 7

REFERENCE THE RIVERSIDE COUNTY ASSESSOR'S MAPS FOR A DETAILED DESCRIPTION OF PARCEL LINES AND DIMENSIONS

PROPOSED BOUNDARY MAP

Community Facilities District No. 5
of the City of Moreno Valley
County of Riverside, California

Sheet 1 OF 1

HARRIS & ASSOCIATES
34 Executive Park, Suite 150
Irvine, CA 92614
(949) 616-3900 • FAX (949) 655-3395

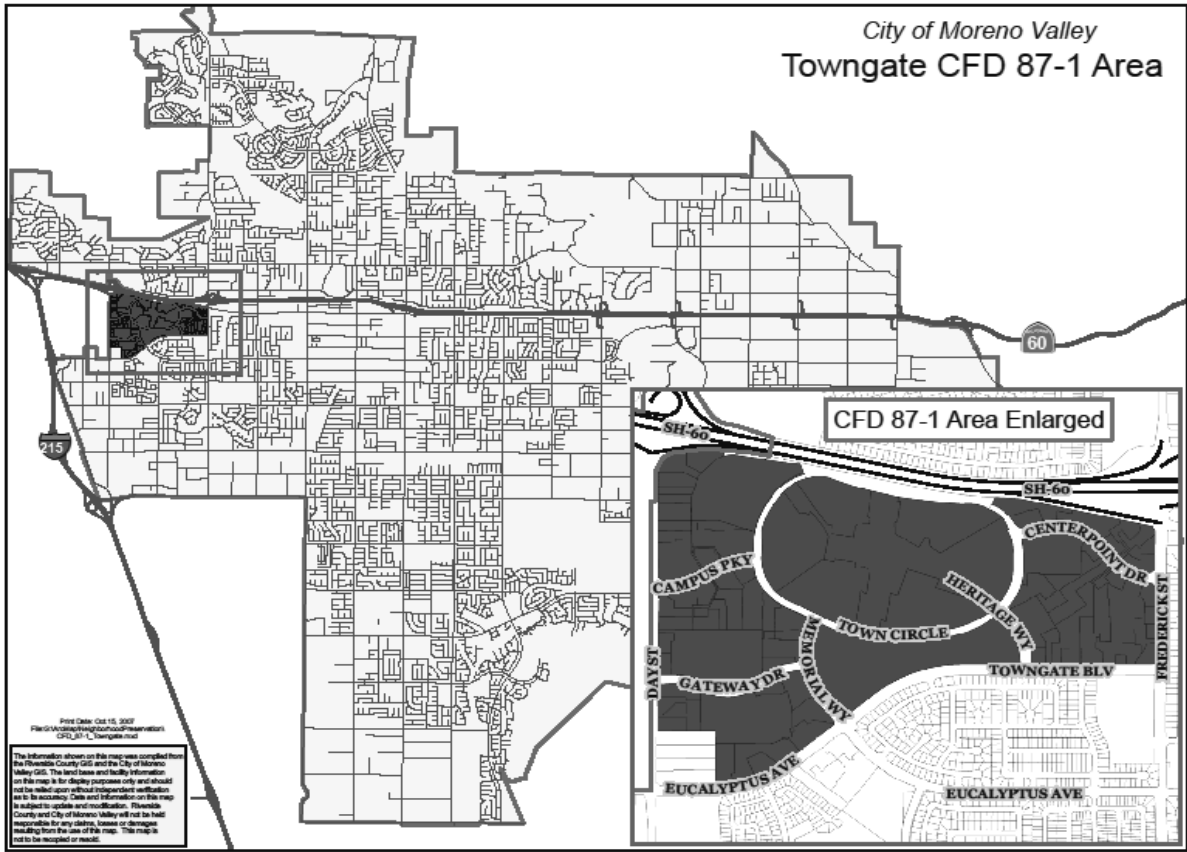
04/22/05

© Moreno Valley (07)05/Map/CFD No 5 - Shoreline Right.dwg

Attachment: CFD Boundary Maps (1490) : APPROVAL OF THE CALCULATION OF FISCAL YEAR 2015/16 MAXIMUM AND APPLIED SPECIAL

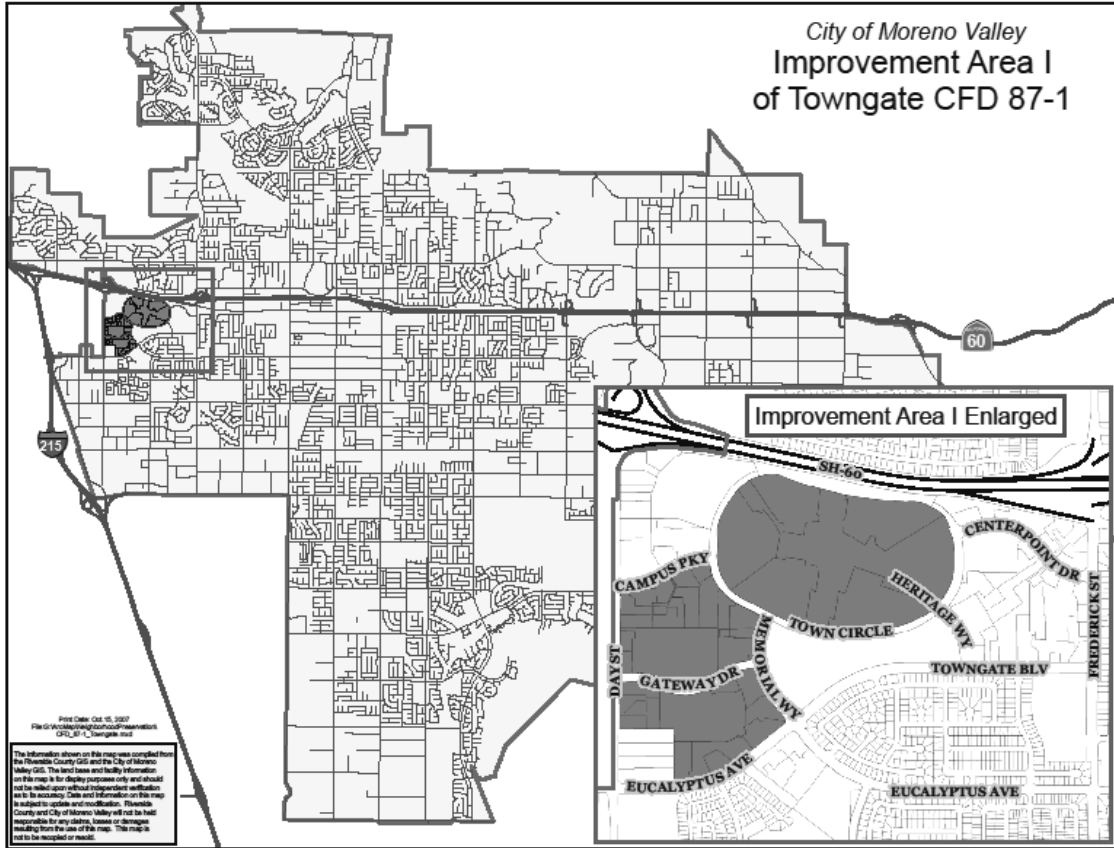
City of Moreno Valley

Page 1 of 1
Boundary Map

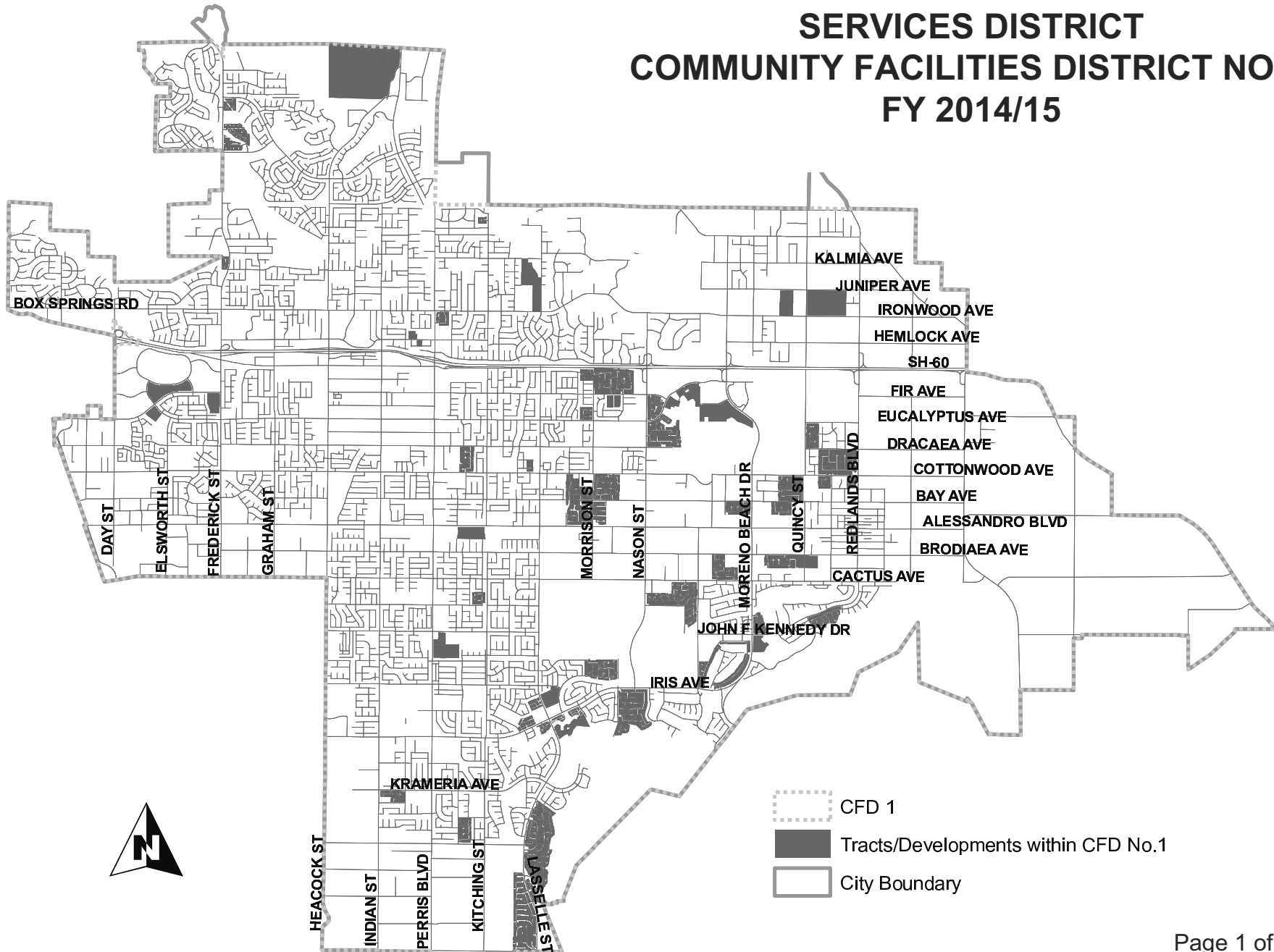


Attachment: CFD Boundary Maps (1490 : APPROVAL OF THE CALCULATION OF FISCAL YEAR 2015/16 MAXIMUM AND APPLIED SPECIAL

City of Moreno Valley



MORENO VALLEY COMMUNITY SERVICES DISTRICT COMMUNITY FACILITIES DISTRICT NO. 1 FY 2014/15





Report to City Council

TO: Mayor and City Council

FROM: Thomas M. DeSantis, Assistant City Manager

AGENDA DATE: June 9, 2015

TITLE: WASTE MANAGEMENT FY 2015-2016 RATE
ADJUSTMENT

RECOMMENDED ACTION

Recommendation:

1. Approve the Waste Management proposed Fiscal Year (FY) 2015/2016 Rate Adjustment.

SUMMARY

This report recommends approval of a proposed rate adjustment with Waste Management for FY 2015/2016. Waste Management has an exclusive agreement with the City of Moreno Valley for the collection, transportation, recycling, and disposal of solid waste. As part of this agreement, the Contractor Service Rates are to be adjusted annually to reflect changes in the Consumer Price Index (CPI), disposal (e.g. tipping fees or tonnage increases), changes in service, and extraordinary costs.

DISCUSSION

The franchise agreement with Waste Management stipulates that an annual CPI adjustment shall be made effective the first day of July of each calendar year and other adjustments such as tipping fees, service costs, and extraordinary costs, shall be made effective as they occur. The agreement states that the CPI shall be derived by multiplying with service component (Waste Management's cost to provide service to Moreno Valley) by the percentage increased or decreased in the CPI for March of the immediate preceding year.

The combination of the CPI adjustment for FY 2015/2016 of 0.0514% and a 0.72% increase in Riverside County tipping fees reflects an increase of \$0.08 per month. The proposed new monthly residential rate is \$21.78.

Relative to commercial rates, the combination of the 0.0514% CPI adjustment, 0.72% increase in Riverside County tipping fees, and the increase in commercial disposal tonnage, results in an overall commercial rate increase of 2.48%.

The attached exhibit shows details of the proposed new fees for FY 2015/2016 for all classifications.

ALTERNATIVES

1. Approve the Waste Management proposed Fiscal Year (FY) 2015/2016 Rate Adjustment. *This would ensure compliance with the existing Waste Management Franchise Agreement.*
2. Do not approve the Waste Management proposed FY 2015/2016 Rate Adjustment. *This would result in potential non-compliance with the existing Waste Management Franchise Agreement and could result in Waste Management’s inability to continue to perform their service as per the contract specifications.*

FISCAL IMPACT

The City receives a 12.13% franchise fee on all monies collected by Waste Management. Any increase or decrease in rates has a proportionate effect on revenues received by the City. Any decrease in the current rates would negatively affect the general fund.

PREPARATION OF STAFF REPORT

Prepared By:
Aminah Mears
Recycling Specialist

Department Head Approval:
Thomas M. DeSantis
Assistant City Manager

CITY COUNCIL GOALS

Revenue Diversification and Preservation. Develop a variety of City revenue sources and policies to create a stable revenue base and fiscal policies to support essential City services, regardless of economic climate.

ATTACHMENTS

1. Waste Management FY 2015/2016 Rate Adjustment

APPROVALS

Budget Officer Approval	<u> ✓ Approved </u>	6/01/15 7:59 AM
City Attorney Approval	<u> ✓ Approved </u>	6/02/15 9:36 AM

City Manager Approval

✓ Approved

6/02/15 9:37 AM

City of Moreno Valley
 Attachment 1
 Summary of Refuse and Recycling Rates
 Effective July 1, 2015

Service Type		Current Rate	Rate Adjustment	Proposed Rate	Service Type	Current Rate	Rate Adjustment	Proposed Rate	
Commercial & Multi-family (1 Recycle Bin included with each Trash Bin)					Recycling Bins				
<u>Size</u>	<u>Freq</u>				<u>Size</u>	<u>Freq</u>			
1.5	1	\$ 101.74	\$ 1.14	\$ 102.88	All Sizes	1	\$ 65.39	\$ 0.34	\$ 65.72 Over 1 bin
1.5	2	\$ 183.29	\$ 2.18	\$ 185.47	All Sizes	2	\$ 130.76	\$ 0.67	\$ 131.44 Over 1 bin
1.5	3	\$ 259.89	\$ 3.19	\$ 263.09	All Sizes	3	\$ 196.15	\$ 1.01	\$ 197.16 Over 1 bin
1.5	4	\$ 334.09	\$ 4.19	\$ 338.29	All Sizes	4	\$ 261.54	\$ 1.34	\$ 262.88 Over 1 bin
1.5	5	\$ 413.13	\$ 5.22	\$ 418.35	All Sizes	5	\$ 326.92	\$ 1.68	\$ 328.60 Over 1 bin
1.5	6	\$ 489.71	\$ 6.23	\$ 495.94	All Sizes	6	\$ 392.30	\$ 2.02	\$ 394.32 Over 1 bin
2	1	\$ 118.29	\$ 1.43	\$ 119.72	Extra empty				\$ 30.00
2	2	\$ 213.23	\$ 2.75	\$ 215.98	Commercial Misc Services				
2	3	\$ 302.27	\$ 4.03	\$ 306.30	Temp bin service (up to 7 days)		\$ 133.84	\$ 0.69	\$ 134.53
2	4	\$ 388.65	\$ 5.30	\$ 393.95	Temp bin service (30 days)		\$ 295.44	\$ 1.52	\$ 296.96
2	5	\$ 480.57	\$ 6.60	\$ 487.16	Extra empty - first bin		\$ 53.85	\$ 0.28	\$ 54.13
2	6	\$ 569.65	\$ 7.88	\$ 577.53	Extra empty - addl bins		\$ 23.09	\$ 0.12	\$ 23.21
3	1	\$ 151.37	\$ 2.02	\$ 153.39	Pull-out service per bin				
3	2	\$ 272.84	\$ 3.88	\$ 276.72	0-15 feet		N/C		N/C
3	3	\$ 387.01	\$ 5.70	\$ 392.71	16-35 feet		\$ 15.52	\$ 0.08	\$ 15.59
3	4	\$ 497.82	\$ 7.51	\$ 505.33	36-50 feet		\$ 23.28	\$ 0.12	\$ 23.40
3	5	\$ 615.37	\$ 9.35	\$ 624.72	Over 51 feet		\$ 31.05	\$ 0.16	\$ 31.21
3	6	\$ 729.52	\$ 11.18	\$ 740.70	Locking container		\$ 38.81	\$ 0.20	\$ 39.01
4	1	\$ 192.94	\$ 2.64	\$ 195.58	Restart fee		\$ 46.57	\$ 0.24	\$ 46.81
4	2	\$ 347.95	\$ 5.09	\$ 353.04	Special bin/container lid		\$ 15.32	\$ 0.08	\$ 15.40
4	3	\$ 493.54	\$ 7.49	\$ 501.03	Overage fees		\$ 53.87	\$ 0.28	\$ 54.15
4	4	\$ 634.94	\$ 9.87	\$ 644.81	Bin exchange - over 1 per year		\$ 46.05	\$ 0.24	\$ 46.29
4	5	\$ 784.75	\$ 12.29	\$ 797.04	Bin exchange - service level change		\$ 46.05	\$ 0.24	\$ 46.29
4	6	\$ 930.38	\$ 14.69	\$ 945.07	Bulky item collection		\$ 17.27	\$ 0.09	\$ 17.35
6	1	\$ 244.16	\$ 3.73	\$ 247.89	Set up fee		\$ 26.99	\$ 0.14	\$ 27.13
6	2	\$ 442.49	\$ 7.23	\$ 449.71	Redelivery fee		\$ 53.98	\$ 0.28	\$ 54.25
6	3	\$ 629.68	\$ 10.67	\$ 640.35	Commercial Recycle Contamination		\$ 53.85	\$ 0.28	\$ 54.13 Per P/U
6	4	\$ 811.77	\$ 14.08	\$ 825.85	Replacement Lock				\$ 25.00
6	5	\$ 1,004.11	\$ 17.54	\$ 1,021.65	Replacement Key				\$ 5.00
6	6	\$ 1,191.26	\$ 20.98	\$ 1,212.24	Haul or Call Fee				\$ 25.00
Commercial Compactor					Rolloff				
<u>Size</u>	<u>Freq</u>				Hauling fee		\$ 220.22	\$ 1.13	\$ 221.35 + landfill
1.5	1	\$ 129.98	\$ 2.52	\$ 132.50	Compactor hauling fee		\$ 318.33	\$ 1.64	\$ 319.96 + landfill
1.5	2	\$ 239.79	\$ 4.95	\$ 244.74	Monthly minimum pull fee		\$ 220.22	\$ 1.13	\$ 221.35
1.5	3	\$ 344.66	\$ 7.34	\$ 352.01	Monthly minimum pull fee (compactor)		\$ 318.33	\$ 1.64	\$ 319.96
1.5	4	\$ 447.14	\$ 9.73	\$ 456.87	Temporary flat fee (incl 4 tons)		\$ 391.59	\$ 2.01	\$ 387.38 + landfill >4
1.5	5	\$ 554.44	\$ 12.14	\$ 566.58	Organics		\$ -	\$ -	\$ 545.00 + landfill
1.5	6	\$ 659.26	\$ 14.53	\$ 673.79	C&D		\$ 426.93	\$ 2.20	\$ 429.13 + landfill
2	1	\$ 155.96	\$ 3.28	\$ 159.24	Delivery		\$ 76.75	\$ 0.39	\$ 77.14
2	2	\$ 415.31	\$ 9.56	\$ 424.88	Extra trip		\$ 76.75	\$ 0.39	\$ 77.14
2	3	\$ 539.41	\$ 12.68	\$ 552.09	Relocation		\$ 76.75	\$ 0.39	\$ 77.14
2	4	\$ 668.99	\$ 15.82	\$ 684.81	Set up fee		\$ 26.98	\$ 0.14	\$ 27.12
2	5	\$ 795.74	\$ 18.95	\$ 814.69	Residential Service				
3	1	\$ 207.87	\$ 4.78	\$ 212.65	Single family rate		\$ 21.70	\$ 0.08	\$ 21.78
3	2	\$ 385.87	\$ 9.41	\$ 395.28	Senior citizen discount rate		\$ 19.53	\$ 0.07	\$ 19.60
3	3	\$ 556.56	\$ 14.01	\$ 570.56	Addl 35 gal refuse container		\$ 3.82	\$ 0.02	\$ 3.84
3	4	\$ 723.93	\$ 18.58	\$ 742.51	Addl 64 gal refuse container		\$ 4.98	\$ 0.03	\$ 5.01
3	5	\$ 898.00	\$ 23.19	\$ 921.19	Addl 64 gal G/W container		N/C		N/C Max one
3	6	\$ 1,068.69	\$ 27.78	\$ 1,096.47	Addl 96 gal refuse container		\$ 6.63	\$ 0.03	\$ 6.66
4	1	\$ 268.34	\$ 6.33	\$ 274.67	Addl 96 gal G/W container		\$ 6.12	\$ 0.03	\$ 6.15
4	2	\$ 498.70	\$ 12.47	\$ 511.17	Addl 96 gal recycle container		\$ 2.49	\$ 0.01	\$ 2.50
4	3	\$ 719.64	\$ 18.56	\$ 738.20	Per bag charge		\$ 2.67	\$ 0.01	\$ 2.68
4	4	\$ 936.39	\$ 24.63	\$ 961.02	Container changes over 1 per year		\$ 10.72	\$ 0.06	\$ 10.77
4	5	\$ 1,161.57	\$ 30.73	\$ 1,192.31	Add bulky item pick-up*		\$ 17.27	\$ 0.09	\$ 17.36 minimum
4	6	\$ 1,382.60	\$ 36.83	\$ 1,419.42	Curbside E-waste (over 3 free)		\$ 17.27	\$ 0.09	\$ 17.35
					Temporary bin service		\$ 133.85	\$ 0.69	\$ 134.54
					Temporary bin service		\$ 295.44	\$ 1.52	\$ 296.96
					Set up fee		\$ 12.96	\$ 0.07	\$ 13.02

*In excess of one item per week

Attachment: Waste Management FY 2015/2016 Rate Adjustment (1504 : WASTE MANAGEMENT FY 2015-2016 RATE ADJUSTMENT)



Report to City Council

TO: Mayor and City Council

FROM: Betsy Adams, Parks & Community Services Director

AGENDA DATE: June 9, 2015

TITLE: ADOPT RESOLUTION NO. 2015-46 AUTHORIZING APPLICATION FOR THE 2014 HOUSING-RELATED PARKS GRANT

RECOMMENDED ACTION

Recommendation:

1. Adopt Resolution No. 2015-46, which updates Resolution No. 2015-11 for the 2014 Housing-Related Parks Grant by increasing the amount from \$617,100 to \$643,775.
2. Authorize the budget amendment and appropriations of \$643,775 as set forth in the fiscal impact section.

SUMMARY

This staff report recommends adoption of a new Resolution requested by the California Department of Housing and Community Development (HCD) for an increased grant amount from the 2014 Housing-Related Parks (HRP) Program. The 2014 HRP Program provides parks grants to eligible jurisdictions for the creation of low and very-low affordable housing between January 1, 2010 and December 31, 2014.

DISCUSSION

On February 24, 2015, the City Council adopted Resolution No. 2015-11 which authorized submitting a \$617,100 application for the Housing-Related Parks Grant for three parks and recreation improvement projects within the City's Community Development Block Grant Targeted Areas. The \$617,100 was comprised of a potential base award of \$275,500 for creating 427 bedrooms that qualified as low income and very-low income units. The City's application also included \$341,600 in bonus awards in the categories of new construction, extremely low-income units, and disadvantaged

community. The staff report mentioned the City might be eligible for a Regional Housing Needs Allocation (RHNA) bonus which would be determined by HCD during the application review process (estimated by staff at \$22,225). The projects in the City's grant application are (1) John F. Kennedy Park renovation, (2) Senior Community Center fitness center renovation and refurbishment, and (3) Conference and Recreation Center outdoor theater system and crowd lighting.

On May 19, 2015, HCD advised the Parks and Community Services Department that the City qualified for \$643,775 in funding from the 2014 HRP Program, which includes a RHNA bonus of \$26,675. HCD requested that the City submit a new resolution for the Housing-Related Parks Grant with the revised funding level. HCD needs to receive this resolution by June 30, 2015 to move forward with the City's grant award.

ALTERNATIVES

1. Adopt the new Resolution requested by the California Department of Housing and Community Development (HCD) for the 2014 Housing-Related Parks Program with the City's increased application amount of \$643,775 and the related budget amendments and appropriation. *Staff recommends this alternative.*
2. Do not approve Alternative No. 1 and provide further direction to staff. Failure to provide the new Resolution requested by HCD by June 30, 2015 would delay the City's receipt of the grant funds.

FISCAL IMPACT

The City's 2014 Housing-Related Parks Grant award will increase from \$617,100 to \$643,775. The additional \$26,675 will be applied to the Conference and Recreation Center project, the only one which would not have been fully funded by the grant.

The approval of the proposed budget adjustments shall authorize the City to accept the grant and provide for the expenditure of the funds. At the fiscal year-end any revenues to be received and any items that are encumbered by purchase order, contract, or other commitment at June 30 shall be carried forward into the new fiscal year as continuing appropriations in the new fiscal.

There is no matching funds requirement for this grant. Grant funds must be spent within two (2) years of the grant award and may only be used for the three (3) projects specified in the grant application.

GL Account No.	Project	Type (Rev/Exp)	FY 2014/15 Budget	Proposed Adjustments	FY 2014/15 Amended Budget
5211-99-99-95211-486010		Rev	\$0	\$643,775	\$643,775
5211-99-99-95211	John F. Kennedy Park – Renovation	Exp	0	463,100	463,100

5211-99-99-95211	Senior Community Center – Fitness Center Renovation & Refurbishment	Exp	0	100,000	100,000
5211-99-99-95211	Conference & Recreation Center – Outdoor Theater System & Crowd Lighting	Exp	0	80,675	80,675

NOTIFICATION

Posting in the agenda.

PREPARATION OF STAFF REPORT

Prepared By:
Betsy Adams
Parks & Community Services Director

Department Head Approval:
Betsy Adams
Parks & Community Services Director

CITY COUNCIL GOALS

Revenue Diversification and Preservation. Develop a variety of City revenue sources and policies to create a stable revenue base and fiscal policies to support essential City services, regardless of economic climate.

Positive Environment. Create a positive environment for the development of Moreno Valley's future.

ATTACHMENTS

- 1. Resolution 2015-46 - Housing Related Parks Grant

APPROVALS

Budget Officer Approval	<u>✓ Approved</u>	6/01/15 9:56 AM
City Attorney Approval	<u>✓ Approved</u>	6/03/15 8:20 AM
City Manager Approval	<u>✓ Approved</u>	6/03/15 9:16 AM

RESOLUTION NO. 2015-46

A RESOLUTION OF THE CITY OF MORENO VALLEY, CALIFORNIA, AUTHORIZING APPLICATION FOR THE 2014 HOUSING-RELATED PARKS GRANT

WHEREAS, The State of California, Department of Housing and Community Development (Department) has issued a Notice of Funding Availability dated December 10, 2014 (NOFA), under its Housing-Related Parks (HRP) Program; and

WHEREAS, the City of Moreno Valley desires to apply for a HRP Program grant and submit the 2014 Designated Program Year Application Package released by the Department for the HRP Program; and

WHEREAS, the Department is authorized to approve funding allocations for the HRP Program, subject to the terms and conditions of the NOFA, Program Guidelines, Application Package, and Standard Agreement.

NOW, THEREFORE, THE CITY OF MORENO VALLEY, CALIFORNIA, DOES HEREBY RESOLVE AS FOLLOWS:

1. Applicant is hereby authorized and directed to apply for and submit to the Department the HRP Program Application Package released December 2014 for the 2014 Designated Program Year in the amount of \$643,775.00. If the application is approved, the Applicant is hereby authorized and directed to enter into, execute, and deliver a State of California Standard Agreement (Standard Agreement) in the amount of \$643,775.00, and any and all other documents required or deemed necessary or appropriate to secure the HRP Program Grant from the Department, and all amendments thereto (collectively, the "HRP Grant Documents").
2. Applicant shall be subject to the terms and conditions as specified in the Standard Agreement. Funds are to be used for allowable capital asset project expenditures to be identified in Exhibit A of the Standard Agreement. The application in full is incorporated as part of the Standard Agreement. Any and all activities funded, information provided, and timelines represented in the application are enforceable through the Standard Agreement. Applicant hereby agrees to use the funds for eligible capital asset(s) in the manner presented in the application as approved by the Department and in accordance with the NOFA and Program Guidelines and Application Package.

1
Resolution No. 2015-46
Date Adopted: June 9, 2015

Attachment: Resolution 2015-46 - Housing Related Parks Grant [Revision 1] (1497 : ADOPT RESOLUTION AUTHORIZING APPLICATION FOR

- 3. The City of Moreno Valley authorizes the Parks and Community Services Director to execute in the name of the Applicant the HRP Program Application Package and the HRP Grant Documents as required by the Department for participation in the HRP Program.

APPROVED AND ADOPTED this 9th day of June, 2015.

Mayor

ATTEST:

City Clerk

APPROVED AS TO FORM:

City Attorney

2
Resolution No. 2015-46
Date Adopted: June 9, 2015

Attachment: Resolution 2015-46 - Housing Related Parks Grant [Revision 1] (1497 : ADOPT RESOLUTION AUTHORIZING APPLICATION FOR

RESOLUTION JURAT

STATE OF CALIFORNIA)
COUNTY OF RIVERSIDE) ss.
CITY OF MORENO VALLEY)

I, Jane Halstead, City Clerk of the City of Moreno Valley, California, do hereby certify that Resolution No. 2015-46 was duly and regularly adopted by the City of Moreno Valley at a regular meeting held on the 9th day of June, 2015 by the following vote:

AYES:

NOES:

ABSENT:

ABSTAIN:

CITY CLERK

(SEAL)

3
Resolution No. 2015-46
Date Adopted: June 9, 2015

Attachment: Resolution 2015-46 - Housing Related Parks Grant [Revision 1] (1497 : ADOPT RESOLUTION AUTHORIZING APPLICATION FOR



Report to City Council

TO: Mayor and City Council

FROM: Allen Brock, Community Development Director

AGENDA DATE: June 9, 2015

TITLE: APPROVE RESOLUTION FOR THE GRANT APPLICATION FOR THE 2015 EDWARD BYRNE MEMORIAL JUSTICE ASSISTANCE GRANT AND ACCEPT THE \$46,033 ALLOCATION TO THE CITY

RECOMMENDED ACTION

Recommendation:

1. Approve Resolution 2015-47. A Resolution of the City Council of the City of Moreno Valley, California, Approving the Grant Application submitted by the Code and Neighborhood Services Division to the Office of Justice Programs for the Edward Byrne Memorial Justice Assistance Grant and Accept the \$46,033 Allocated.
2. Authorize revenue and expenditure budget appropriations of \$46,033 respectively to a new JAG Program fund for fiscal year 2015-2016.

SUMMARY

This report recommends approval of the Resolution for the Edward Byrne Memorial Justice Assistance Grant accepting \$46,033 to enhance Code Compliance activity.

DISCUSSION

The U.S. Department of Justice, through the Office of Justice Programs, provides federal leadership for the development of programs nationally aimed at preventing and suppressing crime. This effort is carried out through the formation of partnerships with other federal, state and local agencies. Additionally, the Office of Justice administers grants that assist states, tribes and local governments to focus on programs that address youth crime, substance abuse, family violence and other enforcement needs, the prosecution of offenders, crime prevention and education of the community.

Since January 1, 2009, the Code and Neighborhood Services Division has experienced the loss of several positions due to budgetary constraints. Community demand for services has increased during this time due to home foreclosures and deferred property maintenance by area residents. As a result, Code staff has experienced difficulty in their ability to maintain service levels and pursue specialized enforcement activities pro-actively.

Code personnel began searching for additional funding sources to augment traditional funding resources aimed at maintaining the integrity of its neighborhoods. Code staff applied for 2009, 2010, 2011, 2012, 2013 and 2014 JAG allocations and has subsequently been awarded a total of \$485,263 to support the City’s Weekend Code Enforcement Program.

In 2015, the JAG program has allocated a total of \$416,132 to Riverside County, including \$46,033 awarded to the City of Moreno Valley, as a sub-grantee for programs with an emphasis on crime prevention through enforcement efforts. As part of JAG, Moreno Valley’s Code and Neighborhood Services Division is proposing the continued funding of the City’s Weekend Code Enforcement Program.

To date, staff has expended approximately \$421,082 of the total JAG funds awarded and anticipates that the remaining funds will be expended in FY 2015/2016. Therefore, staff is proposing to apply the 2015 allocation to continue the support of these important programs, as well as funding three part-time Code officers currently assigned to the Code Compliance Division.

ALTERNATIVES

1. Approve the proposed Resolution approving the Grant Application submitted by the Code and Neighborhood Services Division to the Office of Justice Programs for the Edward Byrne Memorial Justice Assistance Grant accepting the \$46,033 allocated for weekend Code Compliance activities. *This alternative is recommended by staff.*
2. Do not approve the proposed Resolution approving the Grant Application submitted by the Code and Neighborhood Services Division to the Office of Justice Programs for the Edward Byrne Memorial Justice Assistance Grant thus declining \$46,033 and ending weekend Code Compliance activities. *This alternative is not recommended by staff.*

FISCAL IMPACT

This grant has no requirement for matching funds. All expenses are reimbursed by the grant, therefore, it is cost neutral to the City and there is no impact to the General Fund.

Description	Fund	GL Account No.	Type (Rev/Exp)	FY 15/16 Budget	Proposed Adjustments	FY 15/16 Amended Budget
Receipt of Grant	JAG	2715-20-26-XXXXXX-485000	Rev	\$0	\$46,033	\$46,033

Administration	JAG	2715-20-26-XXXXX-Various	Exp	\$0	\$46,033	\$46,033
----------------	-----	--------------------------	-----	-----	----------	----------

PREPARATION OF STAFF REPORT

Prepared By:
Allen D. Brock
Community Development Director

Department Head Approval:
Allen D. Brock
Community Development Director

CITY COUNCIL GOALS

Community Image, Neighborhood Pride and Cleanliness. Promote a sense of community pride and foster an excellent image about our City by developing and executing programs which will result in quality development, enhanced neighborhood preservation efforts, including home rehabilitation and neighborhood restoration.

ATTACHMENTS

1. Resolution 2015-47 - JAG 2015
2. Program Narrative - 2015 JAG
3. Budget Narrative - 2015 JAG
4. Budget Detail Worksheet - 2015 JAG
5. Project Abstract - 2015 JAG
6. INTERLOCAL AGREEMENT 2015 Justice Assist Grant Award

APPROVALS

Budget Officer Approval	<u> ✓ Approved </u>	6/03/15 1:16 PM
City Attorney Approval	<u> ✓ Approved </u>	6/03/15 3:23 PM
City Manager Approval	<u> ✓ Approved </u>	6/03/15 3:34 PM

RESOLUTION NO. 2015-47

A RESOLUTION OF THE CITY COUNCIL OF THE CITY OF MORENO VALLEY, CALIFORNIA, APPROVING THE GRANT APPLICATION SUBMITTED BY THE CODE & NEIGHBORHOOD SERVICES DIVISION TO THE OFFICE OF JUSTICE PROGRAMS FOR THE EDWARD BYRNE MEMORIAL JUSTICE ASSISTANCE GRANT AND ACCEPT THE \$46,033 ALLOCATION

WHEREAS, The City of Moreno Valley, a city within the State of California, has applied for the 2015 Edward Byrne Memorial Justice Assistance Grant; and

WHEREAS, the Office of Justice allocated \$46,033 of 2015 JAG grant to the City of Moreno Valley.

NOW, THEREFORE, THE CITY COUNCIL OF THE CITY OF MORENO VALLEY, CALIFORNIA, DOES HEREBY RESOLVE AS FOLLOWS:

1. The City Council approves the grant application submitted by the Code & Neighborhood Services Division to the County of Riverside for the 2015 Edward Byrne Memorial Justice Assistance Grant.
2. The City Council accepts the \$46,033 allocation from the grant and hereby directs Finance to establish a separate account identified with a separate unique expenditure activity number.
3. The City of Moreno Valley hereby agrees to use the funds in the manner presented in the grant application and in accordance with the application package. It also may execute any and all instruments required by the Office of Justice for participation in the Edward Byrne Memorial Justice Assistance Grant Program.
4. The City of Moreno Valley authorizes the City Manager to execute the grant application in the name of the City of Moreno Valley, and all other documents required by the Office of Justice for participation in the Edward Byrne Memorial Justice Assistance Grant Program.

Attachment: Resolution 2015-47 - JAG 2015 [Revision 1] (1526 : APPROVE RESOLUTION FOR THE GRANT APPLICATION FOR)

APPROVED AND ADOPTED this 9th day of June, 2015.

Mayor of the City of Moreno Valley

ATTEST:

City Clerk

APPROVED AS TO FORM:

City Attorney

Attachment: Resolution 2015-47 - JAG 2015 [Revision 1] (1526 : APPROVE RESOLUTION FOR THE GRANT APPLICATION FOR)

2
Resolution No. 2015-47
Date Adopted: June 9, 2015

RESOLUTION JURAT

STATE OF CALIFORNIA)
COUNTY OF RIVERSIDE) ss.
CITY OF MORENO VALLEY)

I, Jane Halstead, City Clerk of the City of Moreno Valley, California, do hereby certify that Resolution No. 2015-47 was duly and regularly adopted by the City Council of the City of Moreno Valley at a regular meeting thereof held on the 9th day of June 2015, by the following vote:

AYES:

NOES:

ABSENT:

ABSTAIN:

(Council Members, Mayor Pro Tem and Mayor)

CITY CLERK

(SEAL)

3
Resolution No. 2015-47
Date Adopted: June 9, 2015

Attachment: Resolution 2015-47 - JAG 2015 [Revision 1] (1526 : APPROVE RESOLUTION FOR THE GRANT APPLICATION FOR)

**City of Moreno Valley
Edward Byrne Memorial Justice Assistance Grant
Program Narrative**

The City of Moreno Valley Code & Neighborhood Services Division is responsible for the enforcement of the City's municipal codes relating to neighborhood nuisances, health and safety, substandard housing, vehicle abatement, zoning/land use, illegal signs, parking control, business licenses and illegal vendors. Blight and nuisances can devalue, detract and degrade the quality of any neighborhood. The City has adopted codes that govern the use and maintenance of private property in order to enhance and protect the quality of life for all who work, live and play in Moreno Valley.

Since 2009, the Code and Neighborhood Services Division has experienced reductions in staffing due to the City's budget challenges while community demand for services increased due to the proliferation of home foreclosures and deferred property maintenance by area residents. Existing staff resources were and continue to be challenged in their ability to pursue compliance activities pro-actively.

Faced with increased demand for services and decreased resources, staff began the process of identifying alternate and/or outside funding sources via grants to augment the staffing reductions and maintain existing service levels. Staff identified JAG as a potential funding source and subsequently applied for the JAG grant and was rewarded in 2010, 2011, 2012, 2013 and 2014. JAG funding will be used to support the code programs that were impacted most significantly by the reductions in the Weekend Enforcement Program.

Staff has fully expended funding for the grant years 2010, 2011, 2012 and 2013. Staff estimates that 2014 JAG funding will be fully spent by the end of fiscal year 2015/2016. The City of Moreno Valley is currently applying for the 2015 allocation to continue the support of the Weekend Enforcement Program.

Staff has provided a brief description of the program below to comply with application provisions under the Program Narrative section of the U.S. Department of Justice, Edward Byrne Memorial Justice Assistance Grant 2015 local solicitation guidelines.

Weekend Enforcement Program

JAG funds will be utilized to continue deployment of three (3) part-time code officers on weekends when full-time staff is unavailable. Code personnel will continue to pro-actively target specific violations that primarily occur on weekends such as unlicensed vendors, illegal automotive sales, theft of recyclable materials, posting of signs in the public right-of-way, illegal commercial

vehicle parking and garage sales. In addition, staff will provide emergency inspection services for the Moreno Valley Police Department and the Fire Department when necessary for violations including but not limited to the following; fire damaged buildings, unsecured vacant residences and pools, substandard housing and other severe health and safety issues that warrant immediate action.

Staff anticipates that the funding will be expended in fiscal year 2015/2016 and is therefore requesting the 2015 allocation be partially applied to the continuation of this program.

**City of Moreno Valley
Edward Byrne Memorial Justice Assistance Grant
Budget Narrative**

As stated in Attachment 2 – Program Narrative, The City of Moreno Valley’s Code & Neighborhood Services Division is proposing to use 2015 JAG funds for the Weekend Enforcement Program. Specifically, staff intends to utilize JAG funds to augment staffing levels, which have been reduced due to budgetary constraints.

Staff has determined the cost for staffing and additional expenditures for the program. The Budget Detail Worksheet details all related costs such as salaries and fringe benefits for all personnel, in addition to standard and supplementary costs for field personnel (i.e. Landline and cell phone usage and office supplies) per JAG requirements.

FY2015 JAG LAW ENFORCEMENT GRANT
City of Moreno Valley
Budget Detail Worksheet

A. Personnel

Name/Position	Computation	Cost
Code Compliance Officer I	16 hrs. weekly X 42 weeks = 768 hrs. X 21.6138 =	\$14,524
Code Compliance Officer I	12 hrs. weekly X 42 weeks = 504 hrs. X 22.6945 =	\$11,438
Code Compliance Officer I	12 hrs. weekly X 42 weeks = 504 hrs. X 22.6945 =	\$11,438
Total Personnel		\$37,401

Personnel Narrative: This grant will be funding personnel cost to fund (3) part-time Code Compliance Officer's on the weekends when full-time staff is not available. The Personnel computation information details the projected hours that the officer's will be scheduled for the 2015 JAG grant period.

B. Fringe Benefits

Name/Position	Computation	Cost
Medicare - 1 (16hr) Code Compliance Officer	21.6138 hourly X 16 hrs. = 345.82 wkly. X 1.45% = 5.014 Medicare wkly. X 25 wks.=	\$125
Medicare - 2 (12hr) Code Compliance Officers	22.6945 hourly X 24 hrs. = 544.668 wkly. X 1.45% = 7.898 Medicare wkly. X 25 wks.=	\$197
PERS Retirement - 1 (16hr) Code Compliance	21.6138 hourly X 16 hrs. = 345.82 wkly. X 26.5% = 91.642 PERS wkly. X 25 wks.=	\$2,291
PERS Retirement - 2 (12hr) Code Compliance	22.6945 hourly X 24 hrs. = 544.668 wkly. X 26.5% = 144.337 PERS wkly. X 25 wks. =	\$3,608
Total Fringe Benefits		\$6,222

Fringe Benefits Narrative: The City of Moreno Valley is required to pay some fringe benefits for part-time staff. The above information details the computation information for the fringe benefits. Please note that there are salary and hourly differences between each Fringe Benefit.

C. Travel

Description	Computation	Cost
Not applicable		
Total Travel		\$0

D. Equipment

Description	Computation	Cost
Not applicable		
Total Equipment		\$0

E. Supplies

Description	Computation	Cost
Miscellaneous Office Supplies	\$25 per officer	\$75
Total Supplies		\$75

Supply Narrative: The Code Officer's will require minor office supplies to perform the tasks detailed in the Program Narrative section of this grant application. The specifics of what supplies are not known during the grant application submittal stages but these cost could include: Cell Phone accessories, office supplies, etc.

F. Construction

Description	Computation	Cost
Not applicable		
Total Constructions		\$0

G. Consultants/Contracts

Description	Computation	Cost
Not applicable		
Total Consultants/Contracts		\$0

Attachment: Budget Detail Worksheet - 2015 JAG (1526 : APPROVE RESOLUTION FOR THE GRANT APPLICATION FOR)

FY2015 JAG LAW ENFORCEMENT GRANT
City of Moreno Valley
Budget Detail Worksheet

H. Other Costs

Description	Computation	Cost
Office phones	\$76.00 per officer X 3	\$228
Cell phones	\$54.00 a month X 12 months x 3 officers =	\$1,944
Fuel/Vehicle Maintenance	\$54.50 per officer X 3	\$164
Total Other Costs		\$2,336

Other Cost Narrative: The Code Officer's require a need for landline office phones and cellular phones to perform the duties outlined in the Program Narrative section of this grant application. The cost associated with this need is detailed above in the computation section of Other Costs. Cellular phone cost are thoroughly monitored in an effort to keep cost at a minimum.

I. Indirect Costs

Description	Computation	Cost
Fiscal Agent		\$5,115
Total Indirect Cost		\$5,115

Indirect Cost Narrative: The grant allows for 10% of the grant award to be used for any grant administration cost associated with administering the grant. Since the County of Riverside is the pass through agent for the 2015 JAG grant, that cost will be set aside for the County of Riverside.

A. Personnel	\$37,401	
B. Fringe Benefits	\$6,222	
C. Travel	\$0	
D. Equipment	\$0	
E. Supplies	\$75	
F. Construction	\$0	
G. Consultants	\$0	
H. Other Costs	\$2,336	
I. Indirect Costs	\$5,115	
Total Project Costs		\$51,148
Agency Allocation		\$51,148

Attachment: Budget Detail Worksheet - 2015 JAG (1526 : APPROVE RESOLUTION FOR THE GRANT APPLICATION FOR)

**City of Moreno Valley
Edward Byrne Memorial Justice Assistance Grant
Project Abstract**

Applicant's Name: City of Moreno Valley, CA

Title of Project: Weekend Enforcement Program

The City of Moreno Valley's Code & Neighborhood Services Division is proposing to utilize 2015 JAG grant funds for the continued funding of part-time staff assigned to the weekend enforcement program. The presence of grant funded staff members would continue code's ability to respond to unmaintained properties timely and provide seven day coverage.

Goals and Objectives:

- Expand staff's focus on enforcement activities described above in an effort to reduce blight.
- Provide continued weekend enforcement personnel that will focus on specialized code activities occurring on weekends in effort to reduce the frequency of occurrences.
- Augment existing staff and better direct division focus towards property maintenance efforts in blighted residential areas.
- Conduct quarterly programmatic and financial reports to assess grant objectives, and verify that grant funds are being utilized appropriately and efficiently.
- Complete the dispersing of funds in a timely manner within the four year allocation.
- Create a trust fund to deposit allocated funds.

Project Identifiers:

Below, staff has listed the five top project identifiers per JAG's application requirements;

- Policing
- Task Force
- Community Based Programs
- Surveillance
- Crime Prevention

INTERLOCAL AGREEMENT
 BETWEEN THE CITIES OF BANNING, CATHEDRAL CITY, COACHELLA, CORONA, DESERT
 HOT SPRINGS, HEMET, INDIO, JURUPA, LA QUINTA, MORENO VALLEY, PALM SPRINGS,
 PERRIS, THE CITY OF RIVERSIDE AND
 THE COUNTY OF RIVERSIDE, CA

CONCERNING DISTRIBUTION OF THE
 2015 JUSTICE ASSISTANCE GRANT AWARD

This Agreement is made and entered into this 9th day of June, 2015, by and between THE COUNTY OF RIVERSIDE, acting by and through its governing body, the Riverside County Board of Supervisors (hereinafter referred to as "COUNTY"), and named CITIES (hereinafter referred to as "CITIES"), acting by and through their respective governing bodies, the City Councils, all of whom are situated within the County of Riverside, State of California, as follows:

WHEREAS, each governing body, in performing governmental functions or in paying for the performance of governmental functions hereunder, shall make that performance or those payments from current revenues legally available to that party; and

WHEREAS, each governing body finds that the performance of this Agreement is in the best interests of all parties, that the undertaking will benefit the public, and that the division of costs fairly compensates the performing party for the services or functions under this Agreement; and

WHEREAS, the COUNTY agrees to release to CITIES their respective grant allocation from the JAG Award, less ten percent (10%) re-allocated to COUNTY, as reflected on Appendix 1 here attached and hereby incorporated by reference as part of this agreement, on a reimbursement basis; and COUNTY agrees to provide the administration of COUNTY's and CITIES' programs during the entire permissible duration of said programs; and additionally the COUNTY and CITIES each agree that it is their responsibility to ensure these funds are expended in accordance with JAG guidelines; and

WHEREAS, the COUNTY and CITIES believe it to be in their best interests to reallocate the JAG funds,

NOW THEREFORE, the COUNTY and CITIES agree as follows:

Section 1.

COUNTY agrees to release to CITIES up to their respective grant allocation from the JAG Award, less ten percent (10%) re-allocated to COUNTY, as reflected in Appendix 1 here attached and hereby incorporated by reference as part of this Agreement, on a reimbursement basis, from the JAG Award within (45) days upon receipt of fully documented reimbursement request, and; COUNTY agrees to provide the administration of COUNTY's and CITIES' programs during the entire permissible duration of said programs.

Section 2.

COUNTY and CITIES each agree that it is their responsibility to ensure these funds are expended in accordance with JAG guidelines.

Section 3.

CITIES agree to provide COUNTY with sufficient timely information as necessary within five business days after receiving written request from COUNTY to meet JAG requirements for quarterly and annual financial and performance reports.

Section 4.

Nothing arising from this Agreement shall impose any liability for claims or actions against COUNTY other than what is authorized by law.

Section 5.

Nothing arising from this Agreement shall impose any liability for claims or actions against CITIES other than what is authorized by law.

Section 6.

Each party to this Agreement will be responsible for its own actions in providing services under this Agreement and shall not be liable to any other party to this Agreement for any claim or action arising from the services provided under this Agreement.

Section 7.

The parties to this Agreement do not intend for any third party to obtain a right by virtue of this Agreement.

Section 8.

By entering into this Agreement, the parties do not intend to create any obligations, either express or implied, other than those set out herein; further, this Agreement shall not create any rights in any party not a signatory hereto.

WHEREFORE, all parties freely and voluntarily agree to all of the above terms.

CITY OF MORENO VALLEY, CA

City Manager

ATTEST:

City Clerk

APPROVED AS TO FORM:

City Attorney

Attachment: INTERLOCAL AGREEMENT 2015 Justice Assist Grant Award (1526 : APPROVE RESOLUTION FOR THE GRANT APPLICATION

Appendix 1				
Eligible Agencies in FY2015 JAG Disparate Area				
Riverside County (Sheriff's Department) FA	BJA Formula	To Fiscal Agent (Sheriff's Department)	New Allocation	% to FA
Riverside County	59,771	35,636	95,407	
Banning	10,742	1,074	9,668	10.00%
Cathedral City	14,265	1,427	12,839	10.00%
Coachella	16,236	1,624	14,612	10.00%
Corona	14,093	1,409	12,684	10.00%
Desert Hot Springs	23,529	2,353	21,176	10.00%
Hemet	29,910	2,991	26,919	10.00%
Indio	33,212	3,321	29,891	10.00%
Jurupa	17,961	1,796	16,165	10.00%
La Quinta	10,003	1,000	9,003	10.00%
Moreno Valley	51,148	5,115	46,033	10.00%
Palm Springs	20,031	2,003	18,028	10.00%
Perris	15,965	1,597	14,369	10.00%
Riverside City	99,266	9,927	89,339	10.00%
	416,132	-	416,132	
% To Fiscal Agent	8.56%			
\$ To FA	35,636			

Attachment: INTERLOCAL AGREEMENT 2015 Justice Assist Grant Award (1526 : APPROVE RESOLUTION FOR THE GRANT APPLICATION



Report to City Council

TO: Mayor and City Council

FROM: Thomas M. DeSantis, Assistant City Manager

AGENDA DATE: June 9, 2015

TITLE: ACCEPTANCE OF CALIFORNIA DEPARTMENT OF RESOURCES, RECOVERY AND RECYCLING USED OIL PAYMENT PROGRAM AWARD

RECOMMENDED ACTION

Recommendation:

1. Approve acceptance of the Used Oil Payment Program grant funds awarded by California Department of Resources, Recovery and Recycling (CalRecycle), in the amount of \$55,171.
2. Authorize the budget amendment and appropriations of \$55,171 as set forth in the fiscal impact section.

SUMMARY

Public Resources Code 48600 et seq. describes the California Oil Recycling Enhancement Act (Act) which provides for, among other things, funding to assist local governments in developing and maintaining an ongoing used oil and used oil filter collection/recycling program for their communities. Public Resources Code 48600 et seq. authorizes CalRecycle to make payments to local jurisdictions to support local used oil collection programs. For FY 2014/15 a total of \$11 million is available for payments to qualifying applicants. On October 21, 2014 the City was notified by CalRecycle of the award and distribution of the Used Oil Payment Program grant funds (OPP5) in the amount of \$55,171. The City received the grant payment on April 21, 2015.

DISCUSSION

The City of Moreno Valley's Recycling Program relies upon the grant payment to fund a variety of events and programs such as:

- Two (2) Used Oil Filter Exchange and Recycle Events;
- School recycling presentations offered to all Moreno Valley and Val Verde Unified School District 4th grade classes (within Moreno Valley);
- Household Hazardous Waste Events; and
- Print and media advertising for all events and to highlight used oil recycling locations within our City.

ALTERNATIVES

1. Approve the acceptance of the Used Oil Payment Program grant funds awarded to the City in the amount of \$55,171 and the related budget amendments and appropriation. **Staff recommends this alternative.**
2. Not approve the acceptance of the \$55,171.00 Used Oil Payment Program grant funds awarded to the City and provide further direction to staff.

FISCAL IMPACT

The Grant will provide \$55,171 to fund the City’s Used Oil Payment Program over the current fiscal year. There is no matching funds requirement for this grant.

The approval of the proposed budget adjustments shall authorize the City to accept the grant and provide for the expenditure of the funds. At the fiscal year-end any revenues to be received and any items that are encumbered by purchase order, contract, or other commitment at June 30 shall be carried forward into the new fiscal year as continuing appropriations in the new fiscal.

GL Account No.	Type (Rev/Exp)	FY 2014/15 Budget	Proposed Adjustments	FY 2014/15 Amended Budget
2207-16-15-77415-486000	Rev	\$0	\$55,171	\$55,171
2207-16-15-77415	Exp	0	55,171	55,171

PREPARATION OF STAFF REPORT

Prepared By:
Julie Reyes
Sustainability & Intergovernmental Program Manager

Department Head Approval:
Thomas M. DeSantis
Assistant City Manager

CITY COUNCIL GOALS

Revenue Diversification and Preservation. Develop a variety of City revenue sources and policies to create a stable revenue base and fiscal policies to support essential City services, regardless of economic climate.

Community Image, Neighborhood Pride and Cleanliness. Promote a sense of community pride and foster an excellent image about our City by developing and executing programs which will result in quality development, enhanced neighborhood preservation efforts, including home rehabilitation and neighborhood restoration.

ATTACHMENTS

None

APPROVALS

Budget Officer Approval	<u>✓ Approved</u>	6/01/15 6:05 PM
City Attorney Approval	<u>✓ Approved</u>	6/03/15 8:25 AM
City Manager Approval	<u>✓ Approved</u>	6/03/15 9:15 AM



Report to City Council

TO: Mayor and City Council

FROM: Chris Paxton, Administrative Services Director

AGENDA DATE: June 9, 2015

TITLE: LIST OF PERSONNEL CHANGES

RECOMMENDED ACTION

Recommendation:

1. Ratify the list of personnel changes as described.

DISCUSSION

The attached list of personnel changes scheduled since the last City Council meeting and are presented for City Council ratification.

FISCAL IMPACT

All position changes are consistent with appropriations previously approved by the City Council.

PREPARATION OF STAFF REPORT

Prepared By:
Chris Paxton
Administrative Services Director

Department Head Approval:
Chris Paxton
Administrative Services Director

CITY COUNCIL GOALS

None

ATTACHMENTS

1. Personnel Changes 060915

APPROVALS

ID#1444

Page 1

Budget Officer Approval	<u>✓ Approved</u>	6/03/15 2:18 PM
City Attorney Approval	<u>✓ Approved</u>	6/03/15 3:24 PM
City Manager Approval	<u>✓ Approved</u>	6/03/15 3:34 PM

City of Moreno Valley Personnel Changes

New Hires

Jacqueline Melendez, Management Analyst, Economic Development Department

Promotions

Kimberlee Krueger, Applications Analyst, Financial and Management Services Department
To: Senior Applications Analyst, Financial & Management Services Department

Separations

None

Attachment: Personnel Changes 060915 [Revision 2] (1444 : LIST OF PERSONNEL CHANGES)



Report to City Council

TO: Mayor and City Council

FROM: Richard Teichert, Chief Financial Officer

AGENDA DATE: June 9, 2015

TITLE: RECEIPT OF QUARTERLY INVESTMENT REPORT FOR THE QUARTER ENDED MARCH 31, 2015

RECOMMENDED ACTION

Recommendation:

1. Receive and file the Quarterly Investment Report for quarter ended March 31, 2015, in compliance with the City's Investment Policy.

SUMMARY

The attached Quarterly Investment Report presents the City's cash and investments for the quarter that ended March 31, 2015. This report is in compliance with California Government Code Section 53646 regarding the reporting of detailed information on all securities, investments, and monies of the City, as well as the reporting of the market value of the investments held. All of the investments contained within the portfolio are in full compliance with the City's Investment Policy and Government Code Section 53601 as to the types of investments allowed. The City has used Chandler Asset Management as its professional portfolio manager since 2010. In December, the City hired a second portfolio management firm, Cutwater Asset Management, and the portfolio was split between the two firms. Each management firm will employ a different portfolio strategy designed to maximize their expertise and to reduce the risk that the firms may invest in securities in the same maturity space. It is recommended that the City Council receive and file the attached Quarterly Investment Report.

DISCUSSION

California Government Code Sections 53601 and 53646 establish the types of investments allowed, the governing restrictions on these investments, the third-party custodian arrangement for certain investments, and the reporting practices related to the portfolio for local agencies. The City's Investment Policy, adopted on June 10, 2014

is in full compliance with the requirements of both of the above-mentioned Code Sections.

The attached Quarterly Investment Report presents the City's cash and investments for the quarter that ended March 31, 2015. This is the third quarterly report submitted for the 2014-15 fiscal year and is in compliance with California Government Code Section 53646 regarding the reporting of detailed information on all securities, investments, and monies of the City, as well as the reporting of the market value of the investments held. All of the investments contained within the portfolio are in full compliance with the City's Investment Policy and Government Code Section 53601 as to the types of investments allowed. As stated in the attached report, there is more than adequate liquidity within the portfolio for the City to meet its budgeted expenditures over the next six months.

The City has used Chandler Asset Management as its professional portfolio manager since 2010. In December, the City hired a second portfolio management firm, Cutwater Asset Management, and the portfolio was split between the two firms. Each management firm will employ a different portfolio strategy designed to maximize their expertise and to reduce the risk that the firms may invest in securities in the same maturity space. Both of these firms use an active investment management approach in which securities are purchased but are not necessarily held to maturity but may be actively traded based on market conditions and the City's investment goals. The City's cash flow requirements are evaluated on an ongoing basis, with short-term needs accommodated through the City's pooled investment funds with the State Local Agency Investment Fund (LAIF). LAIF is a pool of public funds managed by the State Treasurer of California, providing 24-hour liquidity while yielding a rate of return approximately equivalent to a one-year treasury bill. With the combined use of a conservative approach to evaluating cash flow needs and LAIF liquidity, the City will not have to liquidate securities at current market rates that are intended to be held for longer-term investment.

The investments managed by Chandler Asset Management totaled \$81,136,574 at par and achieved a Yield to Maturity (YTM) for March 2015 of 1.37%. This compares to a YTM in December 2014 of 1.47% and a YTM in March 2014 of 1.37%. The investments managed by Cutwater Asset Management totaled \$53,915,294 at par and achieved a Yield to Maturity (YTM) for March 2015 of 1.07%. Since Cutwater was assigned a portion of the portfolio in December, the only comparative metric we have available is from December 2014 when the YTM on the assets they managed was 1.36%. In addition, the City maintained \$21,802,285 in the State Local Agency Investment Fund Pool (LAIF) with a YTM of .27%.

In accordance with California Government Code Section 53646, the City is properly reporting investments of all bond proceeds and Deferred Compensation Plan funds. These funds are not managed by the City Treasurer as part of the pooled investment program and were not included in the City's investment reports prior to the current legislation. Bond proceeds are held and invested by a Trustee; Deferred Compensation Plan funds are held and invested by the respective plan administrators with the funds also placed in a trust separate from City funds.

ALTERNATIVES

1. Receive and file the Quarterly Investment Report for March 31, 2015.
2. Do not accept and file the Quarterly Investment Report and provide staff with additional direction.

Staff recommends alternative 1.

FISCAL IMPACT

Current market rates continue to hover near all-time lows. We had expected rates to begin showing signs of sustainable upward movement by now and while we had seen some movement in the two and five-year maturity ranges those rates experienced a pull-back in March. As such, we do not expect to see a material change in yields during the current fiscal year; but market experts are now expecting the Federal Reserve to begin raising rates late in the first half of fiscal year 2015-16. This interest rate environment directly impacts the ability of the portfolio to generate income. The budget for fiscal year 2014-15 projected General Fund investment earnings totalling \$2 million. Year to date through March 2015, these revenues are estimated to reach \$1.3 million, which is behind the projections that were included in the FY 2014-15 budget.

NOTIFICATION

Publication of the agenda

PREPARATION OF STAFF REPORT

Prepared By:
Brooke McKinney
Treasury Operations Division Manager

Department Head Approval:
Richard Teichert
Chief Financial Officer/City Treasurer

CITY COUNCIL GOALS

Revenue Diversification and Preservation. Develop a variety of City revenue sources and policies to create a stable revenue base and fiscal policies to support essential City services, regardless of economic climate.

ATTACHMENTS

1. Treasurer's Cash & Investment Report - March 2015
2. Chandler Asset Management Bond Market Review - January 2015
3. Cutwater Monthly Market Review - February 2015

APPROVALS

Budget Officer Approval	<u>✓ Approved</u>	5/18/15 5:20 PM
City Attorney Approval	<u>✓ Approved</u>	5/19/15 9:32 AM
City Manager Approval	<u>✓ Approved</u>	5/19/15 11:15 AM

CITY OF MORENO VALLEY
Treasurer's Cash and Investments Report
March 2015

General Portfolio	Cost Value	Market Value	Par Value	Average Maturity (in years)	Average Yield to Maturity	Average Duration (in years)
Bank Accounts	463,610	463,610	463,610			
State of California LAIF Pool	21,802,285	21,810,652	21,802,285	0.53	0.27%	
Investments-Chandler	80,857,753	81,635,110	81,136,574	2.68	1.37%	2.61
Investments-Cutwater	54,043,961	54,226,352	53,915,294	2.20	1.07%	2.05
Total General Portfolio	157,167,609	158,135,724	157,317,763			

Bond Proceeds with Fiscal Agents	Market Value
Construction Funds	10,324,840
Principal & Interest Accounts	599,806
Debt Service Reserve Funds	2,857,696
Custody Accounts	17
Arbitrage Rebate Accounts	0
Other Accounts	47,314
Total Bond Proceeds	13,829,673

Deferred Compensation Funds	Market Value as of Mar 31, 2015
Nationwide	13,244,424
ICMA	5,605,772
Total Deferred Compensation Funds	18,850,196

Total Investment Portfolio 190,815,593

1. I hereby certify that the investments are in compliance with the investment policy adopted by the City Council. There are no items of non-compliance for this period.
2. The market values for the specific investments in the General Portfolio are provided by the City's investment advisor, Chandler Asset Management.
3. The market value for LAIF is provided by the State Treasurer.
4. The market values for investments held by fiscal agents and the deferred compensation plans are provided by each respective trustee or fiscal agent.
5. The City has the ability to meet its budgeted expenditures for the next six months pending any future action by City Council or any unforeseen catastrophic event.


 Richard Teichert
 City Treasurer

Attachment: Treasurer's Cash & Investment Report - March 2015 [Revision 1] (1415 : RECEIPT OF

PORTFOLIO PERFORMANCE - 36 MONTH TREND												
Period	Total General Portfolio (1)		Local Agency Investment Fund (LAIF)		Chandler				Cutwater			
	Asset Balance (par)	Avg YTM (2)	Balance	Yield	Asset Balance (par)	Avg YTM (2)	Rate of Return (3)		Asset Balance (par)	Avg YTM (2)	Rate of Return (3)	
							Investment Portfolio (4)	Benchmark 1-5 Gov(5)			Investment Portfolio (4)	Benchmark 1-3 Treas(5)
Jul-12	193,175,457	1.31%	20,190,538	0.363%	167,816,690	1.47%	2.90%	2.52%				
Aug-12	185,345,577	1.34%	26,440,538	0.377%	158,119,543	1.51%	2.87%	2.45%				
Sep-12	175,199,657	1.32%	20,640,538	0.348%	153,005,758	1.47%	2.78%	2.36%				
Oct-12	166,024,161	1.37%	11,543,940	0.340%	153,407,209	1.45%	2.67%	2.23%				
Nov-12	161,523,720	1.35%	11,958,940	0.324%	148,761,876	1.44%	2.68%	2.25%				
Dec-12	158,187,131	1.31%	6,808,940	0.326%	149,234,776	1.37%	2.57%	2.16%				
Jan-13	167,188,394	1.26%	15,538,247	0.300%	149,506,732	1.37%	2.46%	2.04%				
Feb-13	169,656,543	1.24%	14,038,247	0.286%	150,276,255	1.37%	2.47%	2.06%				
Mar-13	159,465,892	1.28%	8,088,247	0.285%	150,735,510	1.34%	2.41%	2.02%				
Apr-13	154,956,060	1.27%	7,722,451	0.264%	146,196,092	1.33%	2.43%	2.04%				
May-13	169,622,945	1.19%	22,352,451	0.245%	146,524,031	1.34%	2.19%	1.81%				
Jun-13	160,642,643	1.25%	11,652,451	0.244%	146,817,918	1.35%	1.97%	1.62%				
Jul-13	157,035,166	1.29%	8,901,042	0.267%	147,301,329	1.35%	2.01%	1.66%				
Aug-13	158,668,278	1.21%	14,860,042	0.271%	142,774,990	1.32%	1.89%	1.53%				
Sep-13	150,411,661	1.25%	7,060,042	0.257%	141,116,654	1.32%	1.99%	1.64%				
Oct-13	149,690,495	1.25%	11,790,903	0.266%	136,377,517	1.35%	2.04%	1.68%				
Nov-13	147,673,632	1.27%	10,460,903	0.263%	136,646,743	1.35%	2.04%	1.67%				
Dec-13	145,466,714	1.31%	5,860,903	0.264%	137,209,798	1.37%	1.88%	1.50%				
Jan-14	153,675,086	1.23%	14,867,528	0.244%	137,482,068	1.36%	1.97%	1.59%				
Feb-14	151,951,962	1.25%	13,817,528	0.236%	137,665,484	1.36%	1.98%	1.59%				
Mar-14	154,404,223	1.25%	13,117,528	0.236%	138,016,774	1.37%	1.86%	1.47%				
Apr-14	149,658,747	1.28%	8,825,043	0.233%	138,347,433	1.38%	1.89%	1.51%				
May-14	160,395,026	1.20%	25,225,043	0.228%	133,887,981	1.39%	1.95%	1.57%				
Jun-14	163,989,443	1.17%	28,875,043	0.228%	132,945,464	1.39%	1.90%	1.52%				
Jul-14	158,687,404	1.21%	23,590,023	0.244%	133,130,769	1.39%	1.81%	1.43%				
Aug-14	160,506,483	1.20%	25,565,023	0.260%	133,367,483	1.40%	1.84%	1.49%				
Sep-14	152,073,866	1.27%	16,590,023	0.246%	133,855,708	1.42%	1.77%	1.42%				
Oct-14	152,298,081	1.29%	16,278,901	0.261%	134,092,495	1.43%	1.84%	1.50%				
Nov-14	150,092,073	1.30%	14,663,901	0.261%	134,235,952	1.43%	1.87%	1.55%				
Dec-14	145,143,985		9,263,901	0.267%	80,691,698	1.47%	1.79%	1.45%	53,692,099	1.36%	1.36%	1.24%
Jan-15	171,144,833		26,173,346	0.262%	80,832,606	1.38%	1.98%	1.64%	53,730,540	1.28%	1.28%	1.24%
Feb-15	165,574,345		29,773,346	0.266%	80,993,392	1.33%	1.86%	1.72%	53,725,495	1.18%	1.26%	1.17%
Mar-15	157,317,763		21,802,285	0.278%	81,136,574	1.37%	1.90%	1.77%	53,915,294	1.07%	1.37%	1.00%
Apr-15												
May-15												
Jun-15												

Notes:

(1) Total General Portfolio includes all assets that comprise the City's Investment Portfolio which is LAIF as well as assets managed by Chandler and Cutwater.

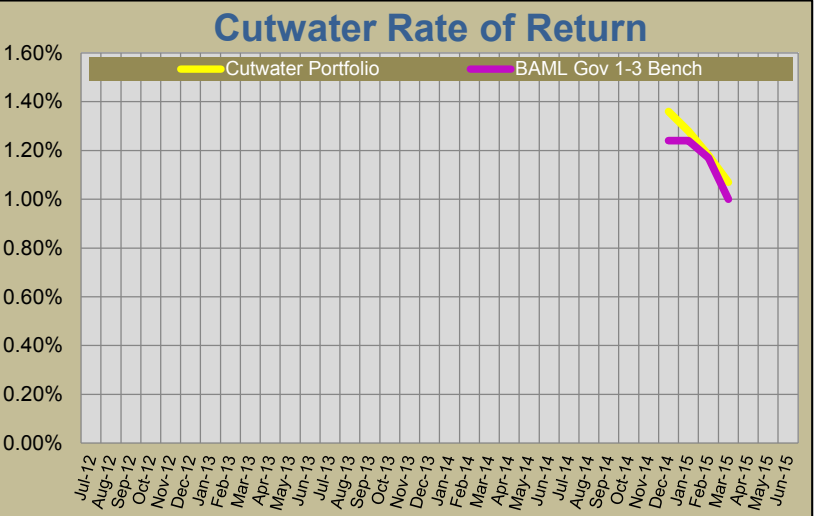
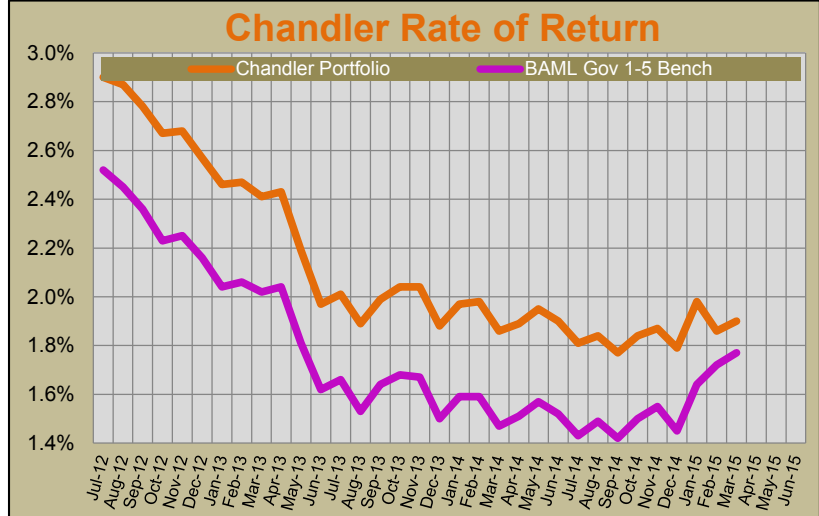
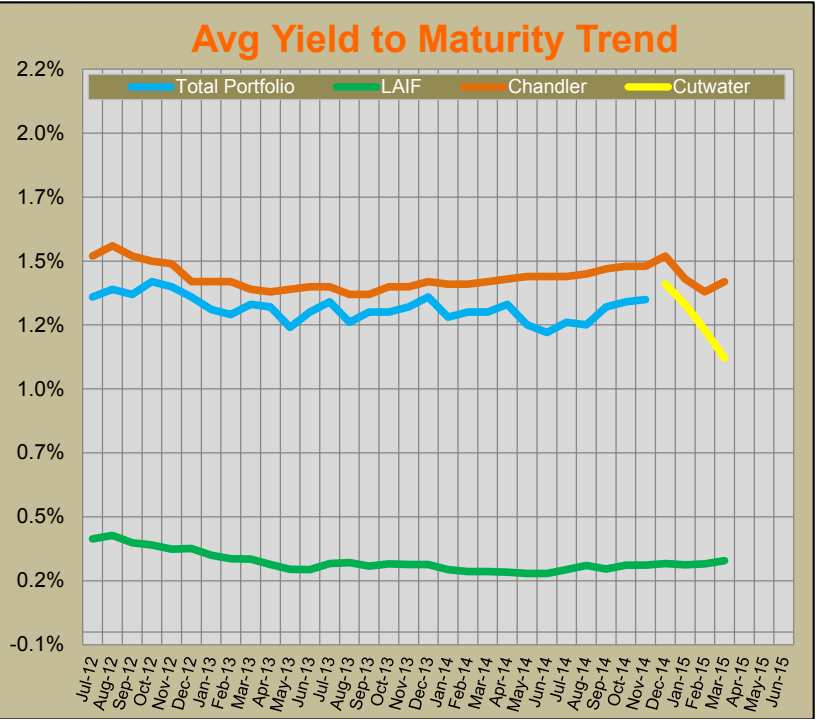
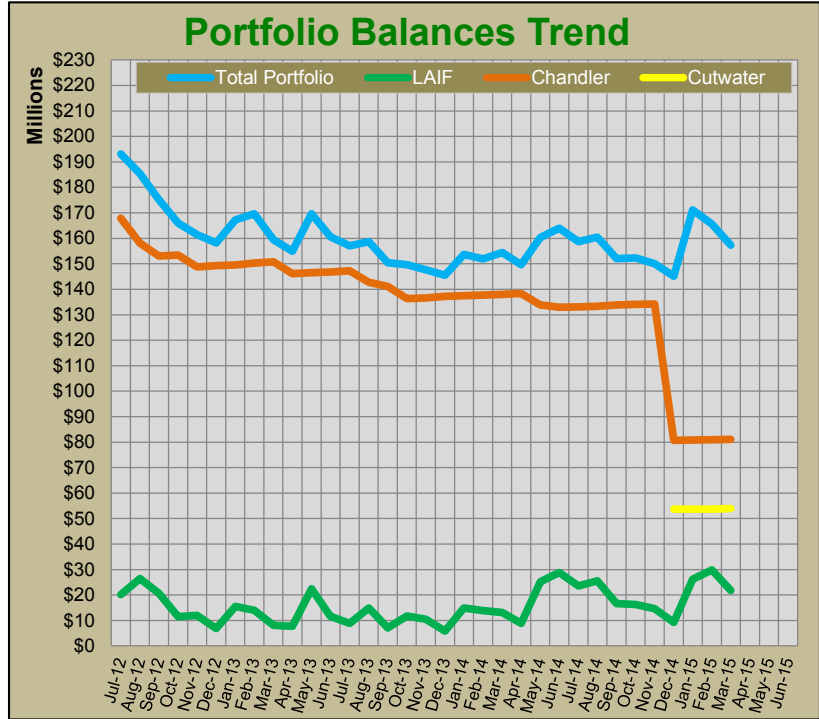
(2) Yield to Maturity (YTM): The rate of return on an investment or security if it were to be held until maturity. This yield does not reflect changes in the market value of a security

(3) Rate of Return represents the gain or loss on an investment or portfolio of investments over a specified period, expressed as a percentage of increase over the initial investment cost. Gains on investments are considered to be any income received from the security or portfolio plus an realized capital gain. This measure of return recognizes the changes in market values of a security or portfolio of securities.

(4) The Rate of Return for the investment portfolio reflects the performance of the portfolio since May 2010.

(5) The portfolio benchmarks are: Chandler-Bank of America-Merrill Lynch 1 to 5 year Government Index and Cutwater Bank of America-Merrill Lynch 1 to 5 year Treasury Index

PORTFOLIO PERFORMANCE - 36 MONTH TREND



PORTFOLIO CHARACTERISTICS

The portfolio invested in LAIF represents the City's immediate cash liquidity needs and is managed by City staff in a manner to fund the day to day operations of the City.

The portfolio managed by Cutwater is comprised of idle cash balances related to funds that generally expect to expend cash within the next 36 months. (Example: Gen Fund, Zone A, Measure A, NSP etc.)

The portfolio managed by Chandler is comprised of idle cash balances related to funds that generally expect to expend cash with the next 24 to 60 months. (Example: Facility & Equip Replacement, Endowments etc.)

Attachment: Treasurer's Cash & Investment Report - March 2015 [Revision 1] (1415 : RECEIPT OF

BOND PROCEEDS WITH FISCAL AGENTS

Account Name	Account Number	Investment	Issuer	Purchase Date	Maturity Date	Market Value	Stated Rate	Yield	Price	% of of Portfolio
Wells Fargo Community Facilities District 87-1 (IA-1)										
special tax funds	22631800	money market fund	WF Govt Fund	03/31/15	04/01/15	696,970	0.01%	0.01%	1.00000	5.040%
interest acct	22631801	money market fund	WF Govt Fund	03/31/15	04/01/15	44	0.01%	0.01%	1.00000	0.000%
reserve fund	22631802	money market fund	WF Govt Fund	03/31/15	04/01/15	2	0.01%	0.01%	1.00000	0.000%
reserve fund	22631804	money market fund	WF Govt Fund	03/31/15	04/01/15	1,028,715	0.01%	0.01%	1.00000	7.438%
admin exp acct	22631805	money market fund	WF Govt Fund	03/31/15	04/01/15	377	0.01%	0.01%	1.00000	0.003%
debt service acct	22631809	money market fund	WF Govt Fund	03/31/15	04/01/15	536,094	0.01%	0.01%	1.00000	3.876%
surplus acct	22631810	money market fund	WF Govt Fund	03/31/15	04/01/15	0	0.01%	0.01%	1.00000	0.000%
special tax funds	22631900	money market fund	WF Govt Fund	03/31/15	04/01/15	220,608	0.01%	0.01%	1.00000	1.595%
interest acct	22631901	money market fund	WF Govt Fund	03/31/15	04/01/15	60,456	0.01%	0.01%	1.00000	0.437%
principal fund	22631902	money market fund	WF Govt Fund	03/31/15	04/01/15	0	0.01%	0.01%	1.00000	0.000%
reserve fund	22631904	money market fund	WF Govt Fund	03/31/15	04/01/15	365,351	0.01%	0.01%	1.00000	2.642%
admin exp acct	22631905	money market fund	WF Govt Fund	03/31/15	04/01/15	758	0.01%	0.01%	1.00000	0.005%
						2,909,375				
Wells Fargo CFD # 5										
Series B Revenue	22333500	money mkt fund	WF Govt Fund	03/31/15	04/01/15	39,549	0.01%	0.01%	1.00000	0.286%
Series A Principal	22333501	money mkt fund	WF Govt Fund	03/31/15	04/01/15	0	0.01%	2.71%	1.00000	0.000%
Series A reserve	22333502	money mkt fund	WF Govt Fund	03/31/15	04/01/15	0	0.01%	0.01%	1.00000	0.000%
Series B reserve	22333503	money mkt fund	WF Govt Fund	03/31/15	04/01/15	546,050	0.01%	0.01%	1.00000	3.948%
Series B admin fund	22333504	money mkt fund	WF Govt Fund	03/31/15	04/01/15	127	0.01%	0.01%	1.00000	0.001%
						585,726				
Wells Fargo 2007 Redevelopment Agency Tax Allocation Bonds Sereis A										
debt service fund	22631700	money mkt fund	WF Govt Fund	03/31/15	04/01/15	0	0.01%	0.01%	1.00000	0.000%
interest fund	22631701	money mkt fund	WF Govt Fund	03/31/15	04/01/15	2	0.01%	0.01%	1.00000	0.000%
principal fund	22631702	money mkt fund	WF Govt Fund	03/31/15	04/01/15	0	0.01%	0.01%	1.00000	0.000%
						2				
Wells Fargo 2007 Taxable Lease Revenue Bonds - Electric Utility										
bond fund	22277600	money mkt fund	WF Govt Fund	03/31/15	04/01/15	3	0.01%	0.01%	1.00000	0.000%
interest fund	22277601	money mkt fund	WF Govt Fund	03/31/15	04/01/15	1	0.01%	0.01%	1.00000	0.000%
principal fund	22277602	money mkt fund	WF Govt Fund	03/31/15	04/01/15	0	0.01%	0.01%	1.00000	0.000%
reserve fund	22277603	money mkt fund	WF Govt Fund	03/31/15	04/01/15	0	0.01%	0.01%	1.00000	0.000%
construction fund	22277604	money mkt fund	WF Govt Fund	03/31/15	04/01/15	0	0.01%	0.01%	1.00000	0.000%
						4				
Wells Fargo 2013 Total Road Improvement COPs										
revenue fund	46612400	money mkt fund	WF Advantage	03/31/15	04/01/15	1	0.01%	0.01%	1.00000	0.000%
reserve fund	46612403	money mkt fund	WF Advantage	03/31/15	04/01/15	0	0.01%	0.01%	1.00000	0.000%
acquisition fund	46612407	money mkt fund	WF Advantage	03/31/15	04/01/15	10,324,840	0.01%	0.01%	1.00000	74.657%
cost of issuance	46612408	money mkt fund	WF Advantage	03/31/15	04/01/15	6,503	0.01%	0.01%	1.00000	0.047%
						10,331,344				
Wells Fargo 2013 Partial Refunding of the 2005 Lease Revenue Bonds										
revenue fund	48360700	money mkt fund	WF Advantage	03/31/15	04/01/15	1	0.01%	0.01%	1.00000	0.000%
interest fund	48360701	money mkt fund	WF Advantage	03/31/15	04/01/15	0	0.01%	0.01%	1.00000	0.000%
principal fund	48360702	money mkt fund	WF Advantage	03/31/15	04/01/15	0	0.01%	0.01%	1.00000	0.000%
cost of issuance	48360705	money mkt fund	WF Advantage	03/31/15	04/01/15	0	0.01%	0.01%	1.00000	0.000%
						1				
Wells Fargo 2014 Partial Refunding of the 2005 Lease Revenue Bonds										
revenue fund	83478300	money mkt fund	WF Advantage	03/31/15	04/01/15	16	0.01%	0.01%	1.00000	0.000%
interest fund	83478301	money mkt fund	WF Advantage	03/31/15	04/01/15	3,205	0.01%	0.01%	1.00000	0.023%
principal fund	83478302	money mkt fund	WF Advantage	03/31/15	04/01/15	0	0.01%	0.01%	1.00000	0.000%
redemption fund	83478303	money mkt fund	WF Advantage	03/31/15	04/01/15	0	0.01%	0.01%	1.00000	0.000%
						3,221				
Totals						13,829,673				

Type	Summary of Bond Proceeds with Fiscal Agents
1	Construction Funds 10,324,840
2	Principal & Interest Accounts 599,806
3	Debt Service Reserve Funds 2,857,696
4	Custody Accounts 17
5	Arbitrage Rebate Accounts 0
6	Other Accounts 47,314
Total Fiscal Agent Funds 13,829,673	

Attachment: Treasurer's Cash & Investment Report - March 2015 [Revision 1] (1415 : RECEIPT OF

DEFERRED COMPENSATION FUNDS

Nationwide

Fund	Market Value as of Mar 31, 2015	Fund	Market Value as of Mar 31, 2015	Fund	Market Value as of Mar 31, 2015
Liquid Savings	\$1,287,841	Nationwide US Sm Cap Val Ins Svc	4,578	Federated Kaufmann Fund	210,030
Nationwide Fixed (Part Time Employee)	466,029	American Century Balanced	43	Invesco Mid Cap Core Equity	31,733
Liquid Savings (Part Time Employees)	286,880	Am Century Growth	82,702	Nationwide Ret Inc Inst Svc	13,168
Certificates of Deposit 1 year		Am Century Select	160,254	Nationwide InvDes Mod Cons Fund SC	58,845
Certificates of Deposit 3 years	6,262	JP Morgan Mid Cap Value A	1,207,815	Nationwide InvDes Mod Aggr Fund	1,111,935
Certificates of Deposit 5 years	90,213	Vanguard Index 500	135,331	Nationwide InvDes Aggr Fund	117,129
Bond Fund of America	36,820	Vanguard Institutional Index	773,391	Nationwide InvDes Mod Fd	787,751
Growth Fund of America	122,593	Vanguard Wellington	22,828	Nationwide Inv Des Cons	33,370
Investment Co. of America	48,837	Vanguard Windsor II	53,826	Nationwide Large Cap Growth	70,102
Income Fund of America	162,815	Vanguard Total Bond Index	254,500	Nationwide Inter Val Inst Svc	
Brown Cap Mgmt Inc SM Co	61,771	Washington Mutual Inv	109,097	Nationwide Dest 2015 Inst Svc	75,131
Fidelity Independence	2,939	DFA US Micro Cap Port	177,537	Nationwide Dest 2020 Inst Svc	138,364
Fidelity Equity Income	68,355	EuroPacific Growth	395,114	Nationwide Dest 2025 Inst Svc	273,106
Fidelity Magellan	333,295	Stable Fund C	2,544,221	Nationwide Dest 2030 Inst Svc	886
Fidelity Puritan	128,874	N B Socially Responsive Fund	58,671	Nationwide Dest 2035 Inst Svc	1,722
Fidelity Contrafund	365,572	Dtsch High Income Fund A	123,923	Nationwide Dest 2040 Inst Svc	2,378
Janus Fund	60,591	Dtsch Eq Divd A	85,864	Nationwide Dest 2045 Inst Svc	763
Janus Advisor Forty	78,473	Oppenheimer Global Fund A	520,156		
				Total Nationwide Deferred	\$13,244,424

ICMA

Fund	Market Value as of Mar 31, 2015	Fund	Market Value as of Mar 31, 2015
Aggressive Oppor.	\$100,243	VT Vantagepoint Discovery	9,116
International	289,805	VT Gold Sach Mid Cap Value	27,011
All Equity Growth	224,098	VT Fidelity Contrafund	173,995
Growth and Income	332,148	VT Vantagepoint Overseas Equity Index Fund	161,166
Broad Market	6,514	VT Fidelity Diversified International	134,781
500 Stock Index	305,031	VT Allianz NFJ Div Value	153,987
Equity Income	488,638	Vantage Growth Fund	266,256
MS Retirement Income	29,774	VT Fidelity Puritan	28,404
Core Bond	53,907	VT Vantagepoint Select Value	34,771
Cash Management	24,848	VT TR Price Growth Stock Adv	42,921
Plus Fund	999,561	VT Nuveen Real Estate Secs	149,895
Retirement Income Advantage	23,233	VT TR Price Small Cap Value	148,172
Conservative Growth	131,136	VT Vantagepoint MS Ret Inc	
Traditional Growth	199,255	VT Vantagepoint Inflation Protected Securities	72,130
Long-Term Growth	476,548	VT Oppenheimer Main Street	11,364
Western Asset Core Plus Bond	58,955	VT Vantagepoint Mid/Sm Index	60,879
Milestone 2010	10,687	VT PIMCO Total Return	
Milestone 2020	107,735	VT PIMCO High Yield	87,825
Milestone 2025	20,650	VT Harbor Mid Cap Growth	10,228
Milestone 2030	512	VT Harbor International Admi	34,752
Milestone 2035	23,830	VT TimesSquare Mid Cap Growth Admin	73,303
Milestone 2040	17,708		
		Total ICMA	\$5,605,772

Summary by Plan

Deferred Compensation Plan	Market Value as of Mar 31, 2015
Total Nationwide	\$13,244,424
Total ICMA	5,605,772
Total Deferred Compensation Plans	\$18,850,196

Summary by Investment Type

Investment Type	Market Value as of Mar 31, 2015
Savings Deposits and CD's	\$4,591,233
Mutual Funds	14,258,963
Total Deferred Compensation Plans	\$18,850,196

Attachment: Treasurer's Cash & Investment Report - March 2015 [Revision 1] (1415 : RECEIPT OF

Monthly Account Statement

City of Moreno Valley

March 1, 2015 through March 31, 2015

Chandler Team

For questions about your account,
please call (800) 317-4747 or
Email operations@chandlerasset.com

Custodian

Union Bank N.A.
Tina Guzman
+(619)-230-3547

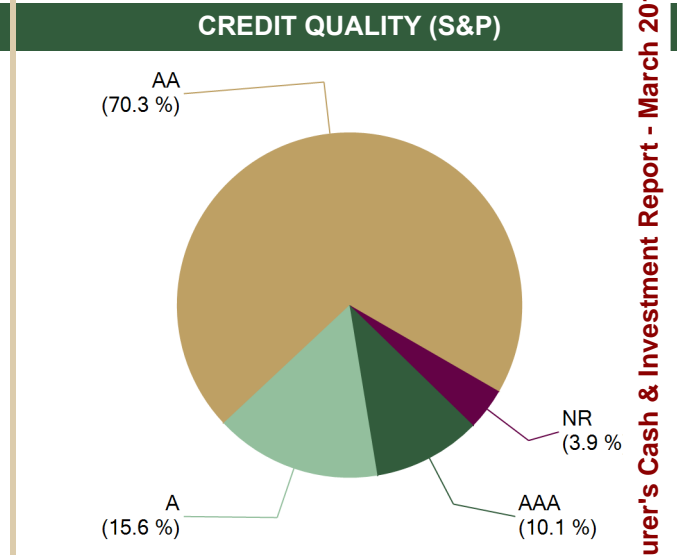
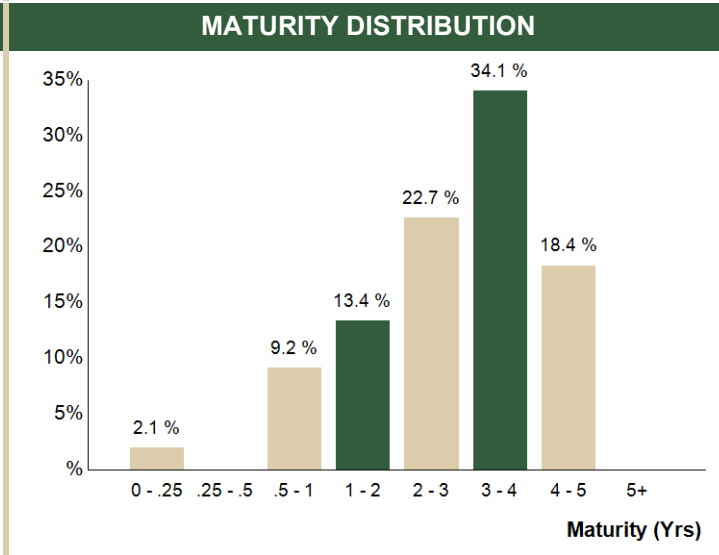
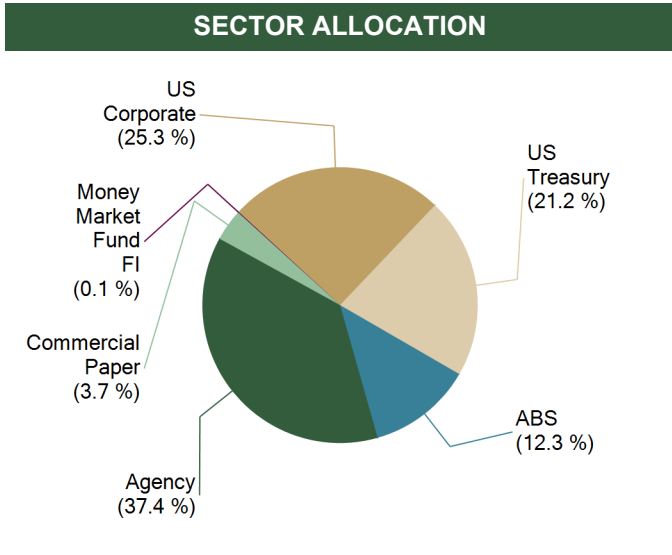
Information contained herein is confidential. We urge you to compare this statement to the one you receive from your qualified custodian. Prices are provided by IDC, an independent pricing source.



PORTFOLIO CHARACTERISTICS	
Average Duration	2.61
Average Coupon	1.29 %
Average Purchase YTM	1.37 %
Average Market YTM	0.99 %
Average S&P/Moody Rating	AA+/Aa1
Average Final Maturity	2.90 yrs
Average Life	2.68 yrs

ACCOUNT SUMMARY		
	Beg. Values as of 2/28/15	End Values as of 3/31/15
Market Value	81,300,544	81,635,110
Accrued Interest	239,914	203,767
Total Market Value	81,540,458	81,838,877
Income Earned	89,331	90,239
Cont/WD		0
Par	80,993,392	81,136,574
Book Value	80,710,614	80,837,000
Cost Value	80,734,099	80,857,753

TOP ISSUERS	
Issuer	% Portfolio
Government of United States	21.2 %
Federal National Mortgage Assoc	15.5 %
Federal Home Loan Mortgage Corp	13.5 %
Federal Home Loan Bank	7.3 %
Honda ABS	4.3 %
John Deere ABS	3.9 %
Deere & Company	2.2 %
General Electric Co	2.2 %
	70.1 %



PERFORMANCE REVIEW										
Total Rate of Return As of 3/31/2015	Current Month	Latest 3 Months	Year To Date	1 Yr	Annualized				Since 5/31/2010	
					3 Yrs	5 Yrs	10 Yrs	5/31/2010		
City of Moreno Valley	0.37 %	0.97 %	0.97 %	2.05 %	1.33 %	N/A	N/A	1.90 %	9.53 %	
BAML 1-5 Yr US Treasury/Agency Index	0.41 %	0.91 %	0.91 %	1.90 %	1.03 %	N/A	N/A	1.56 %	7.78 %	
BAML 1-5 Yr US Issuers Corp/Govt Rated AAA-A Index	0.40 %	0.94 %	0.94 %	1.98 %	1.21 %	N/A	N/A	1.77 %	8.86 %	

Attachment: Treasurer's Cash & Investment Report - March 2015 [Revision 1] (1415 : RECEIPT OF



COMPLIANCE WITH INVESTMENT POLICY

Assets managed by Chandler Asset Management are in full compliance with State law and with the City's investment policy.

Category	Standard	Comment
Local Agency Bonds	No Limitation	Complies
Treasury Issues	No Limitation	Complies
Agency Issues	No Limitation	Complies
Banker's Acceptances	40% maximum; <180 days maturity	Complies
Commercial Paper	25% maximum; <270 days maturity; A-1/P-1/F-1 minimum ratings	Complies
Negotiable Certificates of Deposit	30% maximum; 5 years maximum maturity	Complies
Repurchase Agreements	No limitation; 1-year maximum maturity	Complies
Reverse Repurchase Agreements	20% maximum; <92 days maturity	Complies
Medium Term Notes	30% maximum; 5 years maximum maturity; A-rated or better	Complies
Money Market Mutual Funds	20% maximum; AAAf/Aaaf, minimum rating	Complies
Collateralized Certificates of Deposits	5 years maximum maturity	Complies
Time Deposits	5 years maximum maturity	Complies
Mortgage Pass-throughs, CMOs and Asset Backed Securities	20% maximum; AA-rated issue; A-rated issuer	Complies
Local Agency Investment Fund - L.A.I.F.	Maximum program limitation	Complies
Prohibited Securities	Inverse floaters; Ranges notes, Interest-only strips from mortgaged backed securities; Zero interest accrual securities	Complies
Maximum maturity	5 years	Complies
Weighted Average Maturity	3 years	Complies

Reconciliation Summary

As of 3/31/2015

BOOK VALUE RECONCILIATION	
Beginning Book Value	\$80,710,614.07
Acquisition	
+ Security Purchases	\$3,203,211.98
+ Money Market Fund Purchases	\$1,581,168.28
+ Money Market Contributions	\$935.00
+ Security Contributions	\$0.00
+ Security Transfers	\$0.00
Total Acquisitions	\$4,785,315.26
Dispositions	
- Security Sales	\$0.00
- Money Market Fund Sales	\$3,209,850.97
- MMF Withdrawals	\$935.00
- Security Withdrawals	\$0.00
- Security Transfers	\$0.00
- Other Dispositions	\$0.00
- Maturities	\$1,090,000.00
- Calls	\$0.00
- Principal Paydowns	\$363,134.75
Total Dispositions	\$4,663,920.72
Amortization/Accretion	
+/- Net Accretion	\$4,991.25
	\$4,991.25
Gain/Loss on Dispositions	
+/- Realized Gain/Loss	\$0.00
	\$0.00
Ending Book Value	\$80,836,999.86

CASH TRANSACTION SUMMARY	
BEGINNING BALANCE	\$1,698,345.46
Acquisition	
Contributions	\$935.00
Security Sale Proceeds	\$0.00
Accrued Interest Received	\$0.00
Interest Received	\$128,017.46
Dividend Received	\$16.07
Principal on Maturities	\$1,090,000.00
Interest on Maturities	\$0.00
Calls/Redemption (Principal)	\$0.00
Interest from Calls/Redemption	\$0.00
Principal Paydown	\$363,134.75
Total Acquisitions	\$1,582,103.28
Disposition	
Withdrawals	\$935.00
Security Purchase	\$3,203,211.98
Accrued Interest Paid	\$6,638.99
Total Dispositions	\$3,210,785.97
Ending Book Value	\$69,662.77

Attachment: Treasurer's Cash & Investment Report - March 2015 [Revision 1] (1415 : RECEIPT OF



Holdings Report

As of 3/31/15

CUSIP	Security Description	Par Value/Units	Purchase Date Book Yield	Cost Value Book Value	Mkt Price Mkt YTM	Market Value Accrued Int.	% of Port. Gain/Loss	Moody/S&P Fitch	Matur Durat
ABS									
47787RAC4	John Deere Owner Trust 2012-B A3 0.53% Due 7/15/2016	384,763.67	08/28/2012 0.53 %	384,751.78 384,759.70	100.00 0.55 %	384,749.82 90.63	0.47 % (9.88)	Aaa / NR AAA	1 0
89231NAC7	Toyota Auto Receivable 2012-B A3 0.46% Due 7/15/2016	451,480.84	09/18/2012 0.46 %	451,437.91 451,474.23	100.01 0.40 %	451,540.89 92.30	0.55 % 66.66	Aaa / AAA NR	1 0
43814CAC3	Honda Auto Receivables 2013-1 A3 0.48% Due 11/21/2016	1,271,759.93	01/16/2013 0.48 %	1,271,693.16 1,271,743.62	100.00 0.48 %	1,271,766.29 169.57	1.55 % 22.67	NR / AAA AAA	1 0
161571FL3	Chase CHAIT Pool #2012-A5 0.59% Due 8/15/2017	1,680,000.00	03/19/2013 0.59 %	1,680,000.00 1,680,000.00	100.05 0.45 %	1,680,828.24 440.53	2.05 % 828.24	NR / AAA AAA	2 0
477879AC4	John Deere Owner Trust 2013-B A3 0.87% Due 8/15/2017	583,307.12	08/27/2013 0.88 %	583,227.62 583,259.29	100.15 0.62 %	584,207.75 225.55	0.71 % 948.46	Aaa / NR AAA	2 0
89231MAC9	Toyota Auto Receivables Owner 2014-A 0.67% Due 12/15/2017	1,180,000.00	03/11/2014 0.69 %	1,179,781.94 1,179,861.58	99.94 0.72 %	1,179,313.24 351.38	1.44 % (548.34)	Aaa / AAA NR	2 1
43814GAC4	Honda Auto Receivables 2014-2 A3 0.77% Due 3/19/2018	1,145,000.00	05/13/2014 0.78 %	1,144,862.37 1,144,902.03	99.95 0.81 %	1,144,458.41 318.37	1.40 % (443.62)	Aaa / AAA NR	2 1
47787VAC5	John Deere Owner Trust 2014-A A3 0.92% Due 4/16/2018	1,635,000.00	04/02/2014 0.93 %	1,634,738.07 1,634,822.92	100.13 0.82 %	1,637,096.07 668.53	2.00 % 2,273.15	Aaa / NR AAA	3 1
43814HAC2	Honda Auto Receivables 2014-3 A3 0.88% Due 6/15/2018	1,085,000.00	08/12/2014 0.89 %	1,084,790.70 1,084,834.93	99.98 0.90 %	1,084,773.24 424.36	1.33 % (61.69)	Aaa / AAA AAA	3 1
47787AD6	John Deere Owner Trust 2014-B A3 1.07% Due 11/15/2018	620,000.00	08/26/2014 1.08 %	619,864.59 619,888.92	100.19 0.96 %	621,166.22 294.84	0.76 % 1,277.30	Aaa / NR AAA	3 1
Total ABS		10,036,311.56	0.74 %	10,035,148.14 10,035,547.22	0.68 %	10,039,900.17 3,076.06	12.27 % 4,352.95	Aaa / AAA Aaa	2 0

AGENCY									
31331J6C2	FFCB Note 2.35% Due 12/22/2015	900,000.00	03/28/2011 2.27 %	903,258.00 900,499.35	101.51 0.26 %	913,581.00 5,816.25	1.12 % 13,081.65	Aaa / AA+ AAA	0 0
3136FPDC8	FNMA Callable Note 1X 3/8/2011 2% Due 3/8/2016	1,765,000.00	08/24/2011 1.22 %	1,825,645.40 1,777,517.03	101.57 0.32 %	1,792,706.97 2,255.28	2.19 % 15,189.94	Aaa / AA+ AAA	0 0
3133787M7	FHLB Note 1.05% Due 2/27/2017	1,195,000.00	02/27/2012 1.03 %	1,196,099.40 1,195,420.25	100.84 0.61 %	1,205,057.12 1,185.04	1.47 % 9,636.87	Aaa / AA+ AAA	1 1
3137EADC0	FHLMC Note 1% Due 3/8/2017	1,700,000.00	03/14/2012 1.29 %	1,676,285.00 1,690,782.57	100.71 0.63 %	1,712,061.50 1,086.11	2.09 % 21,278.93	Aaa / AA+ AAA	1 1
313378WF4	FHLB Note 1.125% Due 3/10/2017	1,800,000.00	04/24/2012 1.05 %	1,806,408.00 1,802,552.40	100.83 0.69 %	1,814,983.20 1,181.25	2.22 % 12,430.80	Aaa / AA+ AAA	1 1
3133782N0	FHLB Note 0.875% Due 3/10/2017	1,310,000.00	03/13/2013 0.70 %	1,318,894.90 1,314,331.38	100.50 0.61 %	1,316,564.41 668.65	1.61 % 2,233.03	Aaa / AA+ AAA	1 1
3137EADF3	FHLMC Note 1.25% Due 5/12/2017	1,650,000.00	05/29/2012 1.06 %	1,665,300.45 1,656,533.16	101.19 0.68 %	1,669,681.20 7,963.54	2.05 % 13,148.04	Aaa / AA+ AAA	2 2
3137EADH9	FHLMC Note 1% Due 6/29/2017	1,650,000.00	Various 0.86 %	1,660,600.20 1,655,063.77	100.56 0.75 %	1,659,183.90 4,216.67	2.03 % 4,120.13	Aaa / AA+ AAA	2 2.21

Attachment: Treasurer's Cash & Investment Report - March 2015 [Revision 1] (1415 : RECEIPT OF



Holdings Report

As of 3/31/15

CUSIP	Security Description	Par Value/Units	Purchase Date Book Yield	Cost Value Book Value	Mkt Price Mkt YTM	Market Value Accrued Int.	% of Port. Gain/Loss	Moody/S&P Fitch	Matur Durat
AGENCY									
3135G0ZL0	FNMA Note 1% Due 9/27/2017	1,325,000.00	08/21/2014 1.12 %	1,320,269.75 1,321,187.31	100.38 0.85 %	1,330,004.53 147.22	1.63 % 8,817.22	Aaa / AA+ AAA	2 2
3137EADL0	FHLMC Note 1% Due 9/29/2017	1,050,000.00	10/25/2012 0.92 %	1,053,983.70 1,052,024.03	100.31 0.87 %	1,053,258.15 58.33	1.29 % 1,234.12	Aaa / AA+ AAA	2 2
3135G0TG8	FNMA Note 0.875% Due 2/8/2018	1,450,000.00	Various 1.43 %	1,414,007.30 1,427,770.59	99.93 0.90 %	1,449,056.05 1,867.88	1.77 % 21,285.46	Aaa / AA+ AAA	2 2
3130A4GJ5	FHLB Note 1.125% Due 4/25/2018	1,625,000.00	03/20/2015 1.02 %	1,630,331.63 1,630,289.13	100.50 0.96 %	1,633,120.13 1,726.56	2.00 % 2,831.00	Aaa / AA+ AAA	3 3
3135G0WJ8	FNMA Note 0.875% Due 5/21/2018	1,800,000.00	07/29/2013 1.54 %	1,745,109.00 1,764,177.06	99.76 0.95 %	1,795,723.20 5,687.50	2.20 % 31,546.14	Aaa / AA+ AAA	3 3
3135G0YM9	FNMA Note 1.875% Due 9/18/2018	950,000.00	12/23/2013 1.71 %	956,915.05 955,072.11	102.51 1.13 %	973,883.95 643.23	1.19 % 18,811.84	Aaa / AA+ AAA	3 3
3135G0YT4	FNMA Note 1.625% Due 11/27/2018	1,750,000.00	12/13/2013 1.71 %	1,743,035.00 1,744,844.74	101.59 1.18 %	1,777,791.75 9,795.14	2.18 % 32,947.01	Aaa / AA+ AAA	3 3
3135G0ZA4	FNMA Note 1.875% Due 2/19/2019	1,775,000.00	Various 1.65 %	1,793,583.78 1,789,547.79	102.31 1.26 %	1,815,952.80 3,882.82	2.22 % 26,405.01	Aaa / AA+ AAA	3 3
3137EADG1	FHLMC Note 1.75% Due 5/30/2019	2,125,000.00	Various 1.80 %	2,119,946.43 2,120,330.94	101.50 1.38 %	2,156,798.50 12,499.13	2.65 % 36,467.56	Aaa / AA+ AAA	4 3
3137EADK2	FHLMC Note 1.25% Due 8/1/2019	2,750,000.00	09/04/2014 1.83 %	2,674,980.00 2,683,581.29	99.84 1.29 %	2,745,580.75 5,729.17	3.36 % 61,999.46	Aaa / AA+ AAA	4 4
3135G0ZG1	FNMA Note 1.75% Due 9/12/2019	1,700,000.00	10/29/2014 1.70 %	1,703,859.00 1,703,526.93	101.60 1.38 %	1,727,266.30 1,570.14	2.11 % 23,739.37	Aaa / AA+ AAA	4 4
Total Agency		30,270,000.00	1.38 %	30,208,511.99 30,185,051.83	0.92 %	30,542,255.41 67,979.91	37.40 % 357,203.58	Aaa / AA+ Aaa	2 2
COMMERCIAL PAPER									
06538CTV3	Bank of Tokyo Mitsubishi NY Discount CP 0.28% Due 6/29/2015	1,635,000.00	02/20/2015 0.28 %	1,633,397.70 1,633,868.22	99.93 0.28 %	1,633,868.22 0.00	2.00 % 0.00	P-1 / A-1 F-1	0 0
89236B4G6	Toyota Motor Corp Interest Bearing CP 0.3% Due 10/2/2015	1,410,000.00	01/30/2015 0.30 %	1,410,000.00 1,410,000.00	100.00 0.30 %	1,410,000.00 716.75	1.72 % 0.00	P-1 / A-1+ F-1	0 0
Total Commercial Paper		3,045,000.00	0.29 %	3,043,397.70 3,043,868.22	0.29 %	3,043,868.22 716.75	3.72 % 0.00	P-1 / A-1 F-1	0 0
MONEY MARKET FUND FI									
60934N104	Federated GOVT OBLIG MMF	69,662.77	Various 0.01 %	69,662.77 69,662.77	1.00 0.01 %	69,662.77 0.00	0.09 % 0.00	Aaa / AAA AAA	0 0
Total Money Market Fund FI		69,662.77	0.01 %	69,662.77 69,662.77	0.01 %	69,662.77 0.00	0.09 % 0.00	Aaa / AAA Aaa	0 0

Attachment: Treasurer's Cash & Investment Report - March 2015 [Revision 1] (1415 : RECEIPT OF



Holdings Report

As of 3/31/15

CUSIP	Security Description	Par Value/Units	Purchase Date Book Yield	Cost Value Book Value	Mkt Price Mkt YTM	Market Value Accrued Int.	% of Port. Gain/Loss	Moody/S&P Fitch	Matur Durat
US CORPORATE									
278642AB9	Ebay Inc Note 1.625% Due 10/15/2015	1,345,000.00	10/22/2010 1.66 %	1,342,646.25 1,344,744.24	100.48 0.73 %	1,351,437.17 10,078.16	1.66 % 6,692.93	A2 / A A-	0 0
24422ERL5	John Deere Capital Corp Note 2% Due 1/13/2017	1,215,000.00	09/11/2012 1.05 %	1,263,733.65 1,235,115.72	102.11 0.81 %	1,240,632.86 5,265.00	1.52 % 5,517.14	A2 / A NR	1 1
674599CB9	Occidental Petroleum Note 1.75% Due 2/15/2017	1,575,000.00	03/08/2013 1.13 %	1,612,532.25 1,592,942.25	101.22 1.09 %	1,594,136.25 3,521.88	1.95 % 1,194.00	A2 / A A	1 1
717081DJ9	Pfizer Inc. Note 1.1% Due 5/15/2017	565,000.00	05/12/2014 1.13 %	564,502.80 564,648.42	100.63 0.80 %	568,558.37 2,347.89	0.70 % 3,909.95	A1 / AA A+	2 2
166764AA8	Chevron Corp. Callable Note Cont 11/5/17 1.104% Due 12/5/2017	1,500,000.00	Various 1.47 %	1,477,072.20 1,485,592.86	100.09 1.07 %	1,501,327.50 5,335.99	1.84 % 15,734.64	Aa1 / AA NR	2 2
02665WAQ4	American Honda Finance Note 1.55% Due 12/11/2017	695,000.00	12/08/2014 1.58 %	694,353.65 694,419.11	100.87 1.22 %	701,020.09 3,291.60	0.86 % 6,600.98	A1 / A+ NR	2 2
458140AL4	Intel Corp Note 1.35% Due 12/15/2017	1,440,000.00	12/12/2012 1.29 %	1,444,175.55 1,442,264.05	100.50 1.16 %	1,447,259.05 5,724.01	1.78 % 4,995.00	A1 / A+ A+	2 2
89236TCA1	Toyota Motor Credit Corp Note 1.45% Due 1/12/2018	260,000.00	01/07/2015 1.50 %	259,643.80 259,669.47	100.64 1.21 %	261,664.52 827.31	0.32 % 1,995.05	Aa3 / AA- A	2 2
459200HZ7	IBM Corp Note 1.125% Due 2/6/2018	1,035,000.00	02/03/2015 1.23 %	1,031,843.25 1,031,998.78	99.75 1.21 %	1,032,444.59 1,778.91	1.26 % 445.81	Aa3 / AA- A+	2 2
037833AJ9	Apple Inc Note 1% Due 5/3/2018	1,400,000.00	05/22/2013 1.25 %	1,383,186.00 1,389,469.08	99.42 1.19 %	1,391,831.00 5,755.56	1.71 % 2,361.92	Aa1 / AA+ NR	3 3
74005PBH6	Praxair Note 1.25% Due 11/7/2018	1,035,000.00	01/08/2015 1.68 %	1,018,719.45 1,019,630.41	99.21 1.48 %	1,026,834.89 5,175.00	1.26 % 7,204.48	A2 / A NR	3 3
24422ESF7	John Deere Capital Corp Note 1.95% Due 12/13/2018	545,000.00	12/10/2013 1.99 %	543,839.15 544,140.49	101.80 1.45 %	554,800.74 3,188.25	0.68 % 10,660.25	A2 / A NR	3 3
36962G7G3	General Electric Capital Corp Note 2.3% Due 1/14/2019	1,750,000.00	01/08/2014 2.32 %	1,748,286.80 1,748,701.49	102.35 1.66 %	1,791,056.75 8,609.02	2.20 % 42,355.26	A1 / AA+ NR	3 3
17275RAR3	Cisco Systems Note 2.125% Due 3/1/2019	1,305,000.00	Various 2.07 %	1,308,459.75 1,307,718.72	102.05 1.58 %	1,331,721.18 2,310.94	1.63 % 24,002.46	A1 / AA- NR	3 3
91159HHH6	US Bancorp Callable Note Cont 3/25/2019 2.2% Due 4/25/2019	1,365,000.00	Various 2.18 %	1,366,198.85 1,366,103.03	101.77 1.74 %	1,389,211.01 13,013.00	1.71 % 23,107.98	A1 / A+ AA-	4 3
06406HCW7	Bank of New York Callable Note Cont 8/11/2019 2.3% Due 9/11/2019	1,675,000.00	Various 2.29 %	1,675,650.55 1,675,576.94	101.78 1.87 %	1,704,815.00 2,140.28	2.09 % 29,238.06	A1 / A+ AA-	4 4
94974BGF1	Wells Fargo Corp Note 2.15% Due 1/30/2020	1,050,000.00	01/26/2015 2.17 %	1,048,857.60 1,048,893.95	100.52 2.04 %	1,055,416.95 3,699.79	1.29 % 6,523.00	A2 / A+ AA-	4 4
22160KAG0	Costco Wholesale Corp Note 1.75% Due 2/15/2020	665,000.00	02/05/2015 1.77 %	664,301.75 664,318.21	99.71 1.81 %	663,093.45 1,422.36	0.81 % (1,224.76)	A1 / A+ A+	4 4
Total US Corporate		20,420,000.00	1.68 %	20,448,003.30 20,415,947.22	1.35 %	20,607,261.37 83,484.95	25.28 % 191,314.15	A1 / AA- A+	3 2.98

Attachment: Treasurer's Cash & Investment Report - March 2015 [Revision 1] (1415 : RECEIPT OF



Holdings Report

As of 3/31/15

CUSIP	Security Description	Par Value/Units	Purchase Date Book Yield	Cost Value Book Value	Mkt Price Mkt YTM	Market Value Accrued Int.	% of Port. Gain/Loss	Moody/S&P Fitch	Matur Durat
US TREASURY									
912828PS3	US Treasury Note 2% Due 1/31/2016	2,005,000.00	05/16/2011 1.70 %	2,031,870.57 2,009,770.39	101.46 0.25 %	2,034,291.05 6,646.41	2.49 % 24,520.66	Aaa / AA+ AAA	0 0
912828TM2	US Treasury Note 0.625% Due 8/31/2017	1,300,000.00	02/26/2015 0.86 %	1,292,539.51 1,292,808.28	99.82 0.70 %	1,297,663.90 706.52	1.59 % 4,855.62	Aaa / AA+ AAA	2 2
912828UU2	US Treasury Note 0.75% Due 3/31/2018	1,835,000.00	Various 1.29 %	1,791,984.86 1,806,480.65	99.55 0.90 %	1,826,828.75 37.61	2.23 % 20,348.10	Aaa / AA+ AAA	3 2
912828VE7	US Treasury Note 1% Due 5/31/2018	1,450,000.00	01/07/2014 1.46 %	1,421,684.55 1,429,593.10	100.12 0.96 %	1,451,699.40 4,859.89	1.78 % 22,106.30	Aaa / AA+ AAA	3 3
912828WD8	US Treasury Note 1.25% Due 10/31/2018	1,005,600.00	12/13/2013 1.50 %	993,661.87 996,810.90	100.54 1.10 %	1,011,021.19 5,278.01	1.24 % 14,210.29	Aaa / AA+ AAA	3 3
912828A34	US Treasury Note 1.25% Due 11/30/2018	2,000,000.00	Various 1.71 %	1,957,160.02 1,967,955.53	100.48 1.12 %	2,009,532.00 8,379.13	2.47 % 41,576.47	Aaa / AA+ AAA	3 3
912828SD3	US Treasury Note 1.25% Due 1/31/2019	2,100,000.00	06/17/2014 1.64 %	2,063,421.09 2,069,640.37	100.38 1.15 %	2,107,875.00 4,350.83	2.58 % 38,234.63	Aaa / AA+ AAA	3 3
912828SH4	US Treasury Note 1.375% Due 2/28/2019	2,000,000.00	03/31/2014 1.72 %	1,967,741.08 1,974,304.35	100.75 1.18 %	2,015,000.00 2,391.30	2.47 % 40,695.65	Aaa / AA+ AAA	3 3
912828ST8	US Treasury Note 1.25% Due 4/30/2019	2,000,000.00	06/10/2014 1.68 %	1,960,084.82 1,966,662.77	100.13 1.22 %	2,002,500.00 10,497.24	2.46 % 35,837.23	Aaa / AA+ AAA	4 3
912828UB4	US Treasury Note 1% Due 11/30/2019	1,600,000.00	03/30/2015 1.38 %	1,572,880.35 1,572,896.26	98.48 1.34 %	1,575,750.40 5,362.64	1.93 % 2,854.14	Aaa / AA+ AAA	4 4
Total US Treasury		17,295,600.00	1.52 %	17,053,028.72 17,086,922.60	0.99 %	17,332,161.69 48,509.58	21.24 % 245,239.09	Aaa / AA+ Aaa	3 3
TOTAL PORTFOLIO		81,136,574.33	1.37 %	80,857,752.62 80,836,999.86	0.99 %	81,635,109.63 203,767.25	100.00 % 798,109.77	Aa1 / AA+ Aaa	2 2
TOTAL MARKET VALUE PLUS ACCRUED						81,838,876.88			

Attachment: Treasurer's Cash & Investment Report - March 2015 [Revision 1] (1415 : RECEIPT OF



Transaction Ledger

2/28/15 Thru 3/31/15

Transaction Type	Settlement Date	CUSIP	Quantity	Security Description	Price	Acq/Disp Yield	Amount	Interest Pur/Sold	Total Amount	Gain/Loss
ACQUISITIONS										
Purchase	03/01/2015	60934N104	13,865.63	Federated GOVT OBLIG MMF	1.000	0.01 %	13,865.63	0.00	13,865.63	0
Purchase	03/03/2015	60934N104	16.07	Federated GOVT OBLIG MMF	1.000	0.01 %	16.07	0.00	16.07	0
Purchase	03/08/2015	60934N104	26,150.00	Federated GOVT OBLIG MMF	1.000	0.01 %	26,150.00	0.00	26,150.00	0
Purchase	03/10/2015	60934N104	15,856.25	Federated GOVT OBLIG MMF	1.000	0.01 %	15,856.25	0.00	15,856.25	0
Purchase	03/11/2015	60934N104	19,262.50	Federated GOVT OBLIG MMF	1.000	0.01 %	19,262.50	0.00	19,262.50	0
Purchase	03/12/2015	60934N104	14,875.00	Federated GOVT OBLIG MMF	1.000	0.01 %	14,875.00	0.00	14,875.00	0
Purchase	03/13/2015	60934N104	4,087.50	Federated GOVT OBLIG MMF	1.000	0.01 %	4,087.50	0.00	4,087.50	0
Purchase	03/13/2015	60934N104	1,090,000.00	Federated GOVT OBLIG MMF	1.000	0.01 %	1,090,000.00	0.00	1,090,000.00	0
Purchase	03/15/2015	60934N104	84,791.68	Federated GOVT OBLIG MMF	1.000	0.01 %	84,791.68	0.00	84,791.68	0
Purchase	03/15/2015	60934N104	826.00	Federated GOVT OBLIG MMF	1.000	0.01 %	826.00	0.00	826.00	0
Purchase	03/15/2015	60934N104	81,438.62	Federated GOVT OBLIG MMF	1.000	0.01 %	81,438.62	0.00	81,438.62	0
Purchase	03/15/2015	60934N104	45,141.93	Federated GOVT OBLIG MMF	1.000	0.01 %	45,141.93	0.00	45,141.93	0
Purchase	03/15/2015	60934N104	658.83	Federated GOVT OBLIG MMF	1.000	0.01 %	658.83	0.00	658.83	0
Purchase	03/15/2015	60934N104	1,253.50	Federated GOVT OBLIG MMF	1.000	0.01 %	1,253.50	0.00	1,253.50	0
Purchase	03/15/2015	60934N104	795.67	Federated GOVT OBLIG MMF	1.000	0.01 %	795.67	0.00	795.67	0
Purchase	03/15/2015	60934N104	552.83	Federated GOVT OBLIG MMF	1.000	0.01 %	552.83	0.00	552.83	0
Purchase	03/18/2015	60934N104	8,906.25	Federated GOVT OBLIG MMF	1.000	0.01 %	8,906.25	0.00	8,906.25	0
Purchase	03/18/2015	60934N104	734.71	Federated GOVT OBLIG MMF	1.000	0.01 %	734.71	0.00	734.71	0
Purchase	03/23/2015	3130A4GJ5	1,625,000.00	FHLB Note 1.125% Due 4/25/2018	100.328	1.02 %	1,630,331.63	1,320.31	1,631,651.94	0
Purchase	03/23/2015	60934N104	153,199.06	Federated GOVT OBLIG MMF	1.000	0.01 %	153,199.06	0.00	153,199.06	0
Purchase	03/27/2015	60934N104	6,625.00	Federated GOVT OBLIG MMF	1.000	0.01 %	6,625.00	0.00	6,625.00	0
Purchase	03/29/2015	60934N104	5,250.00	Federated GOVT OBLIG MMF	1.000	0.01 %	5,250.00	0.00	5,250.00	0
Purchase	03/31/2015	60934N104	6,881.25	Federated GOVT OBLIG MMF	1.000	0.01 %	6,881.25	0.00	6,881.25	0
Purchase	03/31/2015	912828UB4	1,600,000.00	US Treasury Note 1% Due 11/30/2019	98.305	1.38 %	1,572,880.35	5,318.68	1,578,199.03	0
	Subtotal		4,806,168.28				4,784,380.26	6,638.99	4,791,019.25	0
Security Contribution	03/10/2015	60934N104	935.00	Federated GOVT OBLIG MMF	1.000		935.00	0.00	935.00	0
	Subtotal		935.00				935.00	0.00	935.00	0

Attachment: Treasurer's Cash & Investment Report - March 2015 [Revision 1] (1415 : RECEIPT OF



Transaction Ledger

2/28/15 Thru 3/31/15

Transaction Type	Settlement Date	CUSIP	Quantity	Security Description	Price	Acq/Disp Yield	Amount	Interest Pur/Sold	Total Amount	Gain/Loss
TOTAL ACQUISITIONS			4,807,103.28				4,785,315.26	6,638.99	4,791,954.25	0
DISPOSITIONS										
Sale	03/23/2015	60934N104	1,631,651.94	Federated GOVT OBLIG MMF	1.000	0.01 %	1,631,651.94	0.00	1,631,651.94	0
Sale	03/31/2015	60934N104	1,578,199.03	Federated GOVT OBLIG MMF	1.000	0.01 %	1,578,199.03	0.00	1,578,199.03	0
Subtotal			3,209,850.97				3,209,850.97	0.00	3,209,850.97	0
Paydown	03/15/2015	161571FL3	0.00	Chase CHAIT Pool #2012-A5 0.59% Due 8/15/2017	100.000		0.00	826.00	826.00	0
Paydown	03/15/2015	43814HAC2	0.00	Honda Auto Receivables 2014-3 A3 0.88% Due 6/15/2018	100.000		0.00	795.67	795.67	0
Paydown	03/15/2015	477877AD6	0.00	John Deere Owner Trust 2014-B A3 1.07% Due 11/15/2018	100.000		0.00	552.83	552.83	0
Paydown	03/15/2015	477879AC4	44,686.64	John Deere Owner Trust 2013-B A3 0.87% Due 8/15/2017	100.000		44,686.64	455.29	45,141.93	0
Paydown	03/15/2015	47787RAC4	84,584.39	John Deere Owner Trust 2012-B A3 0.53% Due 7/15/2016	100.000		84,584.39	207.29	84,791.68	0
Paydown	03/15/2015	47787VAC5	0.00	John Deere Owner Trust 2014-A A3 0.92% Due 4/16/2018	100.000		0.00	1,253.50	1,253.50	0
Paydown	03/15/2015	89231MAC9	0.00	Toyota Auto Receivables Owner 2014-A 0.67% Due 12/15/2017	100.000		0.00	658.83	658.83	0
Paydown	03/15/2015	89231NAC7	81,234.41	Toyota Auto Receivable 2012-B A3 0.46% Due 7/15/2016	100.000		81,234.41	204.21	81,438.62	0
Paydown	03/18/2015	43814GAC4	0.00	Honda Auto Receivables 2014-2 A3 0.77% Due 3/19/2018	100.000		0.00	734.71	734.71	0
Paydown	03/23/2015	43814CAC3	152,629.31	Honda Auto Receivables 2013-1 A3 0.48% Due 11/21/2016	100.000		152,629.31	569.75	153,199.06	0
Subtotal			363,134.75				363,134.75	6,258.08	369,392.83	0
Maturity	03/13/2015	191216AX8	1,090,000.00	Coca Cola Company Note 0.75% Due 3/13/2015	100.000		1,090,000.00	0.00	1,090,000.00	0
Subtotal			1,090,000.00				1,090,000.00	0.00	1,090,000.00	0
Security Withdrawal	03/10/2015	60934N104	935.00	Federated GOVT OBLIG MMF	1.000		935.00	0.00	935.00	0
Subtotal			935.00				935.00	0.00	935.00	0
TOTAL DISPOSITIONS			4,663,920.72				4,663,920.72	6,258.08	4,670,178.80	0

Attachment: Treasurer's Cash & Investment Report - March 2015 [Revision 1] (1415 : RECEIPT OF



Transaction Ledger

2/28/15 Thru 3/31/15

Transaction Type	Settlement Date	CUSIP	Quantity	Security Description	Price	Acq/Disp Yield	Amount	Interest Pur/Sold	Total Amount	Gain/Loss
OTHER TRANSACTIONS										
Interest	03/01/2015	17275RAR3	1,305,000.00	Cisco Systems Note 2.125% Due 3/1/2019	0.000		13,865.63	0.00	13,865.63	0
Interest	03/08/2015	3136FPDC8	1,765,000.00	FNMA Callable Note 1X 3/8/2011 2% Due 3/8/2016	0.000		17,650.00	0.00	17,650.00	0
Interest	03/08/2015	3137EADC0	1,700,000.00	FHLMC Note 1% Due 3/8/2017	0.000		8,500.00	0.00	8,500.00	0
Interest	03/10/2015	3133782N0	1,310,000.00	FHLB Note 0.875% Due 3/10/2017	0.000		5,731.25	0.00	5,731.25	0
Interest	03/10/2015	313378WF4	1,800,000.00	FHLB Note 1.125% Due 3/10/2017	0.000		10,125.00	0.00	10,125.00	0
Interest	03/11/2015	06406HCW7	1,675,000.00	Bank of New York Callable Note Cont 8/11/2019 2.3% Due 9/11/2019	0.000		19,262.50	0.00	19,262.50	0
Interest	03/12/2015	3135G0ZG1	1,700,000.00	FNMA Note 1.75% Due 9/12/2019	0.000		14,875.00	0.00	14,875.00	0
Interest	03/13/2015	191216AX8	1,090,000.00	Coca Cola Company Note 0.75% Due 3/13/2015	0.000		4,087.50	0.00	4,087.50	0
Interest	03/18/2015	3135G0YM9	950,000.00	FNMA Note 1.875% Due 9/18/2018	0.000		8,906.25	0.00	8,906.25	0
Interest	03/27/2015	3135G0ZL0	1,325,000.00	FNMA Note 1% Due 9/27/2017	0.000		6,625.00	0.00	6,625.00	0
Interest	03/29/2015	3137EADL0	1,050,000.00	FHLMC Note 1% Due 9/29/2017	0.000		5,250.00	0.00	5,250.00	0
Interest	03/31/2015	91282UU2	1,835,000.00	US Treasury Note 0.75% Due 3/31/2018	0.000		6,881.25	0.00	6,881.25	0
		Subtotal	17,505,000.00				121,759.38	0.00	121,759.38	0
Dividend	03/03/2015	60934N104	1,712,211.09	Federated GOV'T OBLIG MMF	0.000		16.07	0.00	16.07	0
		Subtotal	1,712,211.09				16.07	0.00	16.07	0
TOTAL OTHER TRANSACTIONS			19,217,211.09				121,775.45	0.00	121,775.45	0

Attachment: Treasurer's Cash & Investment Report - March 2015 [Revision 1] (1415 : RECEIPT OF

Cutwater Asset Management
1331 17th Street, Suite 602
Denver, CO 80202
Tel: 303 860 1100
Fax: 303 860 0016

Attachment: Treasurer's Cash & Investment Report - March 2015 [Revision 1] (1415 : RECEIPT OF

CITY OF MORENO VALLEY

Report for the period March 1, 2015 - March 31, 2015

Please contact Accounting by calling the number above or email camreports@cutwater.com with questions concerning this report.

(This report was prepared on April 6, 2015)

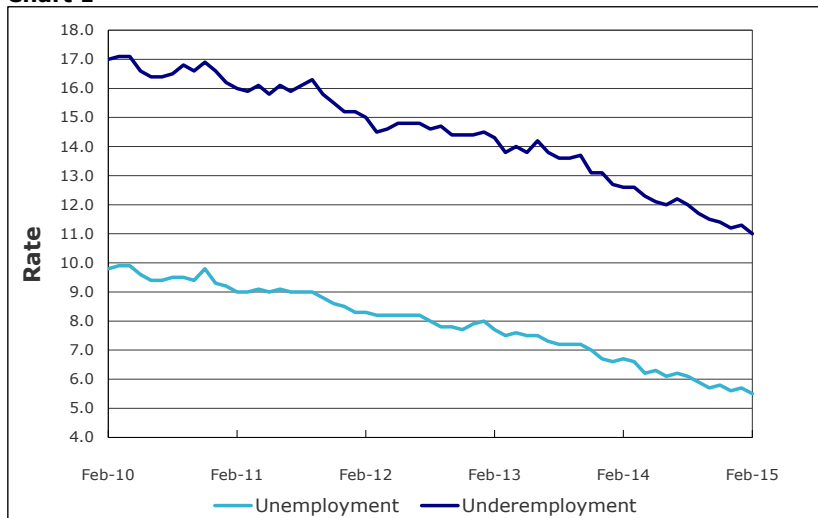
➤ A BNY MELLON COMPANYSM



Fixed Income Market Review March 31, 2015

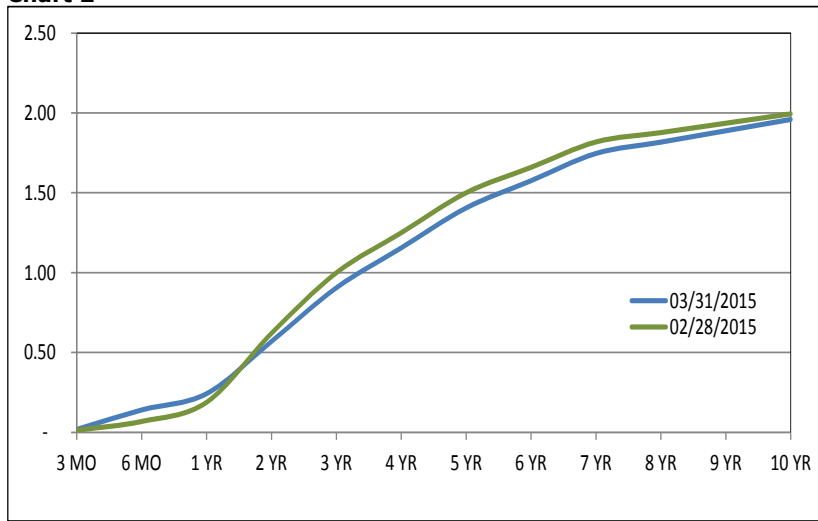
Unemployment and Underemployment
02/2010 – 02/2015

Chart 1



Treasury Yield Curves
02/28/2015 – 03/31/2015

Chart 2



Economic Indicators & Monetary Policy – Gross Domestic Product (GDP) for the fourth quarter of 2014 increased 2.2 percent, according to the final estimate, released in March. Contributing to the growth in fourth quarter GDP was consumer spending, which experienced its largest gain in eight years. Corporate profits declined during the fourth quarter, adding downward pressure to the American economy. The Institute for Supply Management (ISM) indices wavered in February, with the ISM manufacturing index falling to 52.9 from 53.5 and the non-manufacturing index increasing from 56.7 to 56.9.

The unemployment rate dropped to 5.5 percent in February as 295,000 new jobs were created. Job growth continues to be a source of strength for the American economy. Over the past twelve months the labor force has added roughly 3.1 million jobs and the unemployment rate has dropped from 6.6 percent to 5.5 percent. The underemployment rate has also improved, dropping from 12.6 percent to 11.0 percent since March, 2014 (See Chart 1).

The Producer Price Index (PPI) including food and energy decreased 0.5 percent on a month-over-month basis. The PPI including food and energy has now declined in each of the past four months, and six of the past seven. The core PPI, which excludes food and energy, dropped 0.5 percent on a month-over-month basis in February. On the consumer side, prices have begun to increase. The Consumer Price Indices including and excluding food and energy (CPI) increased 0.2 percent on a month-over-month basis in February. On a year-over-year basis, the CPI including food and energy remained unchanged, while the core CPI increased 1.7 percent.

New and existing home sales rebounded in February, increasing by 7.8 percent and 1.2 percent respectively, as a drop in mortgage rates incentivized many Americans to purchase homes. Mortgage applications also rose as a result of lower rates. Applications increased 9.5 percent for the week ending March 20 compared to a 3.9 percent decline during the previous week.

The Federal Open Market Committee (FOMC) met on March 17 and 18 and voted to maintain the Fed funds target rate at zero to 0.25 percent. The FOMC also stated that a rate increase during the April meeting was unlikely. However, the FOMC did not indicate the importance of patience in regards to a rate increase as it had in the past, which led to speculation that rates may rise this year.

Yield Curve & Spreads - At the end of March, the 3-month Treasury bill yielded 0.02 percent, the 6-month Treasury bill yielded 0.13 percent, the 2-year Treasury note yielded 0.56 percent, the 5-year Treasury note yielded 1.37 percent, and the 10-year Treasury note yielded 1.92 percent (See Chart 2).

Additional Information
March 31, 2015

The opinions expressed above are those of Cutwater Asset Management and are subject to change without notice. All statistics represent month-end figures unless otherwise noted.

A current version of the investment adviser brochure for Cutwater Investor Services Corp., in the form of the Firm's ADV Part 2A, is available for your review. Please contact our Client Service Desk at 1-800-395-5505 or mail your request to:

Cutwater Investor Services Corp.
Attention: Client Services
113 King Street
Armonk, NY 10504

A copy of the brochure will be sent to you either by mail or electronically at your option.

In addition, a copy of the most recent version of the Firm's complete Form ADV can be downloaded from the SEC website at www.adviserinfo.sec.gov/.

The information contained in this presentation comes from public sources which Cutwater Asset Management believes to be reliable. All opinions expressed in this document are solely those of Cutwater. A list of sources used for this document is available upon request.

**City of Moreno Valley
Activity and Performance Summary
for the period March 1, 2015 - March 31, 2015**

<u>Amortized Cost Basis Activity Summary</u>	
Beginning Amortized Cost Value	53,733,166.26
Additions	
Contributions	2,696.76
Interest Received	168,821.68
Accrued Interest Sold	7,064.14
Gain on Sales	55,917.35
Total Additions	234,499.93
Deductions	
Withdrawals	0.00
Fees Paid	2,696.76
Accrued Interest Purchased	14,658.22
Loss on Sales	0.00
Total Deductions	(17,354.98)
Accretion (Amortization) for the Period	(8,134.54)
Ending Amortized Cost Value	53,942,176.67
Ending Fair Value	54,226,351.82
Unrealized Gain (Loss)	284,175.15

<u>Detail of Amortized Cost Basis Return</u>				
	Interest Earned	Accretion (Amortization)	Realized Gain (Loss)	Total Income
Current Holdings				
Cash and Equivalents	6.05	0.00	0.00	6.05
U.S. Treasury	8,694.90	1,912.54	0.00	10,607.44
U.S. Instrumentality	23,115.73	(1,518.17)	0.00	21,597.56
Corporate	16,511.00	(5,926.91)	0.00	10,584.09
Sales and Maturities				
U.S. Treasury	1,396.49	387.99	28,389.64	30,174.12
U.S. Instrumentality	2,517.36	(177.61)	27,527.71	29,867.46
Corporate	6,231.88	(2,812.38)	0.00	3,419.50
Total	58,473.41	(8,134.54)	55,917.35	106,256.22

<u>Annualized Comparative Rates of Return</u>			
	Twelve Month Trailing	Six Month Trailing	One Month
Fed Funds	0.10 %	0.11 %	0.11 %
Overnight Repo	0.11 %	0.13 %	0.18 %
3 Month T-Bill	0.02 %	0.01 %	0.02 %
6 Month T-Bill	0.05 %	0.06 %	0.08 %
1 Year T-Note	0.14 %	0.18 %	0.25 %
2 Year T-Note	0.51 %	0.55 %	0.64 %
5 Year T-Note	1.58 %	1.48 %	1.52 %

<u>Summary of Amortized Cost Basis Return for the Period</u>		
	Total Portfolio	Excl. Cash Eq.
Interest Earned	58,473.41	58,467.36
Accretion (Amortization)	(8,134.54)	(8,134.54)
Realized Gain (Loss) on Sales	<u>55,917.35</u>	<u>55,917.35</u>
Total Income on Portfolio	106,256.22	106,250.17
Average Daily Historical Cost	54,013,194.77	53,299,321.90
Annualized Return	2.32%	2.35%
Annualized Return Net of Fees	2.26%	2.29%
Annualized Return Year to Date Net of Fees	1.37%	1.38%
Weighted Average Effective Maturity in Days	762	767

Attachment: Treasurer's Cash & Investment Report - March 2015 [Revision 1] (1415 : RECEIPT OF

**City of Moreno Valley
Activity and Performance Summary
for the period March 1, 2015 - March 31, 2015**

<u>Fair Value Basis Activity Summary</u>	
Beginning Fair Value	53,940,932.99
Additions	
Contributions	2,696.76
Interest Received	168,821.68
Accrued Interest Sold	7,064.14
Total Additions	178,582.58
Deductions	
Withdrawals	0.00
Fees Paid	2,696.76
Accrued Interest Purchased	14,658.22
Total Deductions	(17,354.98)
 Change in Fair Value for the Period	 124,191.23
Ending Fair Value	54,226,351.82

<u>Detail of Fair Value Basis Return</u>			
	Interest Earned	Change in Fair Value	Total Income
Current Holdings			
Cash and Equivalents	6.05	0.00	6.05
U.S. Treasury	8,694.90	42,147.47	50,842.37
U.S. Instrumentality	23,115.73	51,035.31	74,151.04
Corporate	16,511.00	16,783.19	33,294.19
Sales and Maturities			
U.S. Treasury	1,396.49	7,839.62	9,236.11
U.S. Instrumentality	2,517.36	11,290.00	13,807.36
Corporate	6,231.88	(4,904.36)	1,327.52
Total	58,473.41	124,191.23	182,664.64

<u>Annualized Comparative Rates of Return</u>			
	Twelve Month Trailing	Six Month Trailing	One Month
Fed Funds	0.10 %	0.11 %	0.11 %
Overnight Repo	0.11 %	0.13 %	0.18 %
3 Month T-Bill	0.04 %	0.02 %	-0.01 %
6 Month T-Bill	0.12 %	0.13 %	0.08 %
1 Year T-Note	0.19 %	0.11 %	0.15 %
BAML 1-3 Yr Tsy Index	1.00 %	1.40 %	2.74 %
BAML 1-5 Yr Tsy Index	1.90 %	2.83 %	4.94 %

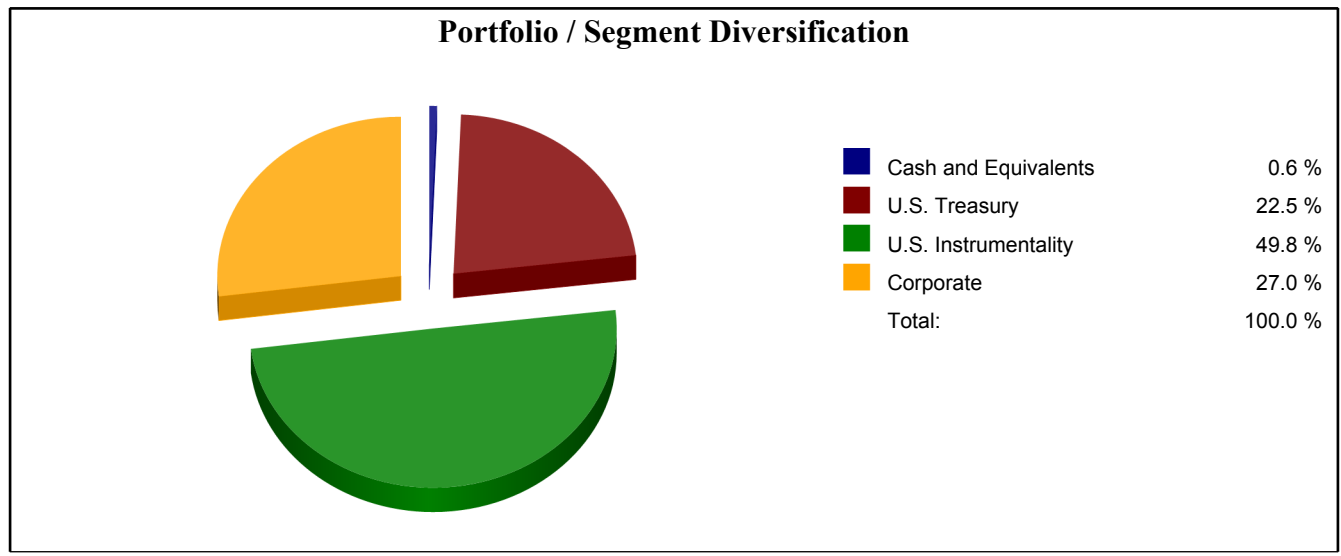
<u>Summary of Fair Value Basis Return for the Period</u>		
	Total Portfolio	Excl. Cash Eq.
Interest Earned	58,473.41	58,467.36
Change in Fair Value	<u>124,191.23</u>	<u>124,191.23</u>
Total Income on Portfolio	182,664.64	182,658.59
Average Daily Historical Cost	54,013,194.77	53,299,321.90
Annualized Return	3.98%	4.04%
Annualized Return Net of Fees	3.92%	3.98%
Annualized Return Year to Date Net of Fees	3.16%	3.19%
Weighted Average Effective Maturity in Days	762	767

Attachment: Treasurer's Cash & Investment Report - March 2015 [Revision 1] (1415 : RECEIPT OF

**City of Moreno Valley
Recap of Securities Held
March 31, 2015**

	Historical Cost	Amortized Cost	Fair Value	Unrealized Gain (Loss)	Weighted Average Final Maturity (Days)	Weighted Average Effective Maturity (Days)	% Portfolio/Segment	Weighted Average Yield *	Weighted Average Market Duration (Yea
Cash and Equivalents	350,294.00	350,294.00	350,294.00	0.00	1	1	0.65	0.01	0.
U.S. Treasury	12,155,639.33	12,196,630.09	12,268,769.32	72,139.23	904	904	22.49	1.04	2.
U.S. Instrumentality	26,923,125.65	26,828,662.32	27,004,518.18	175,855.86	719	662	49.82	1.06	1.
Corporate	14,614,901.70	14,566,590.26	14,602,770.32	36,180.06	848	845	27.04	1.13	2.
Total	54,043,960.68	53,942,176.67	54,226,351.82	284,175.15	791	762	100.00	1.07	2.

* Weighted Average Yield is calculated on a "yield to worst" basis.

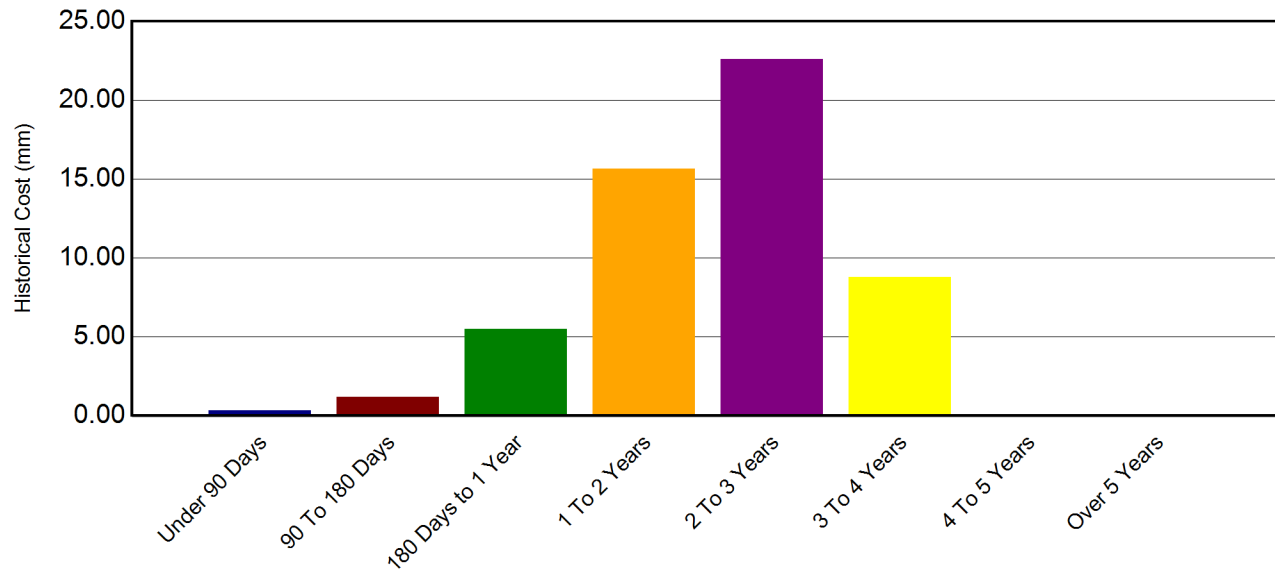


Attachment: Treasurer's Cash & Investment Report - March 2015 [Revision 1] (1415 : RECEIPT OF

**City of Moreno Valley
Maturity Distribution of Securities Held
March 31, 2015**

Maturity	Historical Cost	Percent
Under 90 Days	350,294.00	0.65 %
90 To 180 Days	1,198,213.20	2.22 %
180 Days to 1 Year	5,487,733.05	10.15 %
1 To 2 Years	15,641,951.71	28.94 %
2 To 3 Years	22,599,047.86	41.82 %
3 To 4 Years	8,766,720.86	16.22 %
4 To 5 Years	0.00	0.00 %
Over 5 Years	0.00	0.00 %
	54,043,960.68	100.00 %

Maturity Distribution



Attachment: Treasurer's Cash & Investment Report - March 2015 [Revision 1] (1415 : RECEIPT OF

**City of Moreno Valley
Securities Held
March 31, 2015**

CUSIP/ Description	Purchase Date	Rate/ Coupon	Maturity/ Call Date	Par Value/ Shares	Historical Cost/ Accrued Interest Purchased	Amortized Cost/ Accretion (Amortization)	Fair Value/ Change In Fair Value	Unrealized Gain (Loss)	Interest Received	Interest Earned	Total Accrued Interest	% Port Cost	Yield
Cash and Equivalents													
Federated Govt Oblig	03/31/15	0.011V		350,294.00	350,294.00	350,294.00	350,294.00	0.00	2.55	6.05	6.05	0.65	0.01
					0.00	0.00	0.00						
TOTAL (Cash and Equivalents)				350,294.00	350,294.00	350,294.00	350,294.00	0.00	2.55	6.05	6.05	0.65	
					0.00	0.00	0.00						

U.S. Treasury													
912828PJ3	05/16/11	1.375	11/30/15	1,050,000.00	1,038,273.05	1,048,282.31	1,058,120.70	9,838.39	0.00	1,229.56	4,838.94	1.92	1.63
T-Note					0.00	219.13	(1,148.70)						
912828SC5	06/20/12	0.875	01/31/17	1,710,000.00	1,723,298.31	1,715,292.51	1,721,221.02	5,928.51	0.00	1,281.32	2,479.97	3.19	0.70
T-Note					0.00	(244.51)	2,270.88						
912828TG5	02/25/13	0.500	07/31/17	3,100,000.00	3,069,373.67	3,083,862.94	3,088,133.20	4,270.26	0.00	1,327.35	2,569.06	5.68	0.73
T-Note					0.00	587.15	11,141.40						
912828TS9	03/25/13	0.625	09/30/17	1,700,000.00	1,693,099.45	1,696,181.70	1,695,617.40	(564.30)	5,312.50	904.72	29.03	3.13	0.72
T-Note					0.00	129.65	6,907.10						
912828TS9	05/23/13	0.625	09/30/17	1,175,000.00	1,167,660.19	1,170,788.03	1,171,970.85	1,182.82	3,671.88	625.32	20.06	2.16	0.77
T-Note					0.00	143.01	4,774.02						
912828UU2	07/29/13	0.750	03/31/18	1,000,000.00	976,018.98	984,607.73	995,547.00	10,939.27	3,750.00	638.62	20.49	1.81	1.28
T-Note					0.00	435.77	4,844.00						
912828WD8	12/13/13	1.250	10/31/18	1,800,000.00	1,778,631.03	1,784,311.84	1,809,703.80	25,391.96	0.00	1,916.21	9,457.42	3.29	1.63
T-Note					0.00	371.53	9,563.40						
912828A34	12/27/13	1.250	11/30/18	725,000.00	709,284.65	713,303.03	728,455.35	15,152.32	0.00	771.80	3,037.43	1.31	1.71
T-Note					0.00	270.81	3,795.37						
TOTAL (U.S. Treasury)				12,260,000.00	12,155,639.33	12,196,630.09	12,268,769.32	72,139.23	12,734.38	8,694.90	22,452.40	22.49	
					0.00	1,912.54	42,147.47						

U.S. Instrumentality													
3133EADW5	04/27/12	0.550	08/17/15	1,200,000.00	1,198,213.20	1,199,795.71	1,201,687.20	1,891.49	0.00	550.00	806.67	2.22	0.60
FFCB					0.00	45.89	(367.20)						
3133ECB12	12/24/12	0.430	11/16/15	2,000,000.00	1,998,860.00	1,999,753.02	2,002,682.00	2,928.98	0.00	716.67	3,225.00	3.70	0.45
FFCB					0.00	33.44	954.00						
313372YS7	07/07/11	2.450	03/30/16	2,150,000.00	2,206,631.00	2,161,929.22	2,192,544.20	30,614.98	26,337.50	4,389.58	146.32	4.08	1.87
FHLB					0.00	(1,015.94)	(3,485.15)						
313373SZ6	07/19/11	2.125	06/10/16	725,000.00	737,702.00	728,097.36	739,682.70	11,585.34	0.00	1,283.85	4,750.26	1.37	1.75
FHLB					0.00	(220.22)	(1,108.53)						
313373SZ6	08/29/11	2.125	06/10/16	1,150,000.00	1,196,563.50	1,161,620.88	1,173,289.80	11,668.92	0.00	2,036.46	7,534.90	2.21	1.25
FHLB					0.00	(826.26)	(1,758.35)						

Attachment: Treasurer's Cash & Investment Report - March 2015 [Revision 1] (1415 : RECEIPT OF

**City of Moreno Valley
Securities Held
March 31, 2015**

CUSIP/ Description	Purchase Date	Rate/ Coupon	Maturity/ Call Date	Par Value/ Shares	Historical Cost/ Accrued Interest Purchased	Amortized Cost/ Accretion (Amortization)	Fair Value/ Change In Fair Value	Unrealized Gain (Loss)	Interest Received	Interest Earned	Total Accrued Interest	% Port Cost	Yield
313373SZ6 FHLB	11/21/11	2.125	06/10/16	900,000.00	937,440.00	909,815.90	918,226.80	8,410.90	0.00	1,593.75	5,896.88	1.73	1.18
					0.00	(697.92)	(1,376.10)						
3134G5QM0 FHLMC	Call 12/12/14	0.500V	12/12/16	2,000,000.00	1,999,500.00	1,999,575.24	1,996,822.00	(2,753.24)	0.00	833.34	3,027.78	3.70	0.76
			06/12/15		0.00	21.20	2,686.00						
3137EADC0 FHLMC	03/14/12	1.000	03/08/17	1,000,000.00	986,050.00	994,580.96	1,007,095.00	12,514.04	5,000.00	833.33	638.89	1.82	1.25
					0.00	237.61	331.00						
313378WF4 FHLB	04/24/12	1.125	03/10/17	1,000,000.00	1,003,560.00	1,001,417.20	1,008,324.00	6,906.80	5,625.00	937.50	656.25	1.86	1.05
					0.00	(61.97)	1,726.00						
3134G6PG2 FHLMC	Call 03/30/15	0.750	03/30/17	1,450,000.00	1,450,000.00	1,450,000.00	1,450,114.55	114.55	0.00	30.21	30.21	2.68	0.75
			09/30/15		0.00	0.00	114.55						
3137EADF3 FHLMC	05/29/12	1.250	05/12/17	1,000,000.00	1,009,273.00	1,003,957.30	1,011,928.00	7,970.70	0.00	1,041.67	4,826.39	1.87	1.06
					0.00	(158.91)	1,636.00						
313379VE6 FHLB	07/26/12	1.010	06/19/17	915,000.00	923,363.10	918,786.53	920,898.09	2,111.56	0.00	770.13	2,618.43	1.71	0.82
					0.00	(144.92)	2,040.45						
3137EADH9 FHLMC	07/27/12	1.000	06/29/17	1,500,000.00	1,510,875.00	1,504,959.68	1,508,349.00	3,389.32	0.00	1,250.00	3,833.33	2.80	0.85
					0.00	(187.50)	1,585.50						
3133EAY28 FFCB	09/18/12	0.830	09/21/17	1,645,000.00	1,645,000.00	1,645,000.00	1,661,718.14	16,718.14	6,826.75	1,137.79	379.26	3.04	0.85
					0.00	0.00	3,525.24						
3135G0RT2 FNMA	02/22/13	0.875	12/20/17	1,850,000.00	1,845,264.00	1,847,328.27	1,850,114.70	2,786.43	0.00	1,348.96	4,541.49	3.41	0.93
					0.00	83.32	8,524.80						
3134G6PM9 FHLMC	Call 03/30/15	1.050	12/29/17	1,000,000.00	1,000,600.00	1,000,595.62	1,001,788.00	1,192.38	0.00	29.17	29.17	1.85	0.97
			12/29/15		0.00	(4.38)	1,188.00						
3137EADN6 FHLMC	05/10/13	0.750	01/12/18	1,500,000.00	1,491,378.00	1,494,866.17	1,497,345.00	2,478.83	0.00	937.50	2,468.75	2.76	0.88
					0.00	156.48	12,384.00						
3137EADN6 FHLMC	12/13/13	0.750	01/12/18	350,000.00	341,897.85	344,473.58	349,380.50	4,906.92	0.00	218.75	576.04	0.63	1.35
					0.00	168.45	2,889.60						
3135G0TG8 FNMA	06/11/13	0.875	02/08/18	1,500,000.00	1,475,430.00	1,484,937.71	1,499,023.50	14,085.79	0.00	1,093.75	1,932.29	2.73	1.24
					0.00	447.25	6,673.50						
3135G0WJ8 FNMA	07/29/13	0.875	05/21/18	1,000,000.00	969,505.00	980,109.69	997,624.00	17,514.31	0.00	729.16	3,159.72	1.79	1.53
					0.00	538.04	7,846.00						
3135G0YT4 FNMA	12/13/13	1.625	11/27/18	1,000,000.00	996,020.00	997,062.28	1,015,881.00	18,818.72	0.00	1,354.16	5,597.22	1.84	1.71
					0.00	68.17	5,026.00						
TOTAL (U.S. Instrumentality)					26,835,000.00	26,923,125.65	27,004,518.18	175,855.86	43,789.25	23,115.73	56,675.25	49.82	
						(1,518.17)	51,035.31						

Corporate

38259PAC6	11/15/12	2.125	05/19/16	1,315,000.00	1,377,186.90	1,335,097.87	1,340,396.60	5,298.73	0.00	2,328.64	10,246.04	2.55	0.76
-----------	----------	-------	----------	--------------	--------------	--------------	--------------	----------	------	----------	-----------	------	------

Attachment: Treasurer's Cash & Investment Report - March 2015 [Revision 1] (1415 : RECEIPT OF

**City of Moreno Valley
Securities Held
March 31, 2015**

CUSIP/ Description	Purchase Date	Rate/ Coupon	Maturity/ Call Date	Par Value/ Shares	Historical Cost/ Accrued Interest Purchased	Amortized Cost/ Accretion (Amortization)	Fair Value/ Change In Fair Value	Unrealized Gain (Loss)	Interest Received	Interest Earned	Total Accrued Interest	% Port Cost	Yield
Google					0.00	(1,504.92)	(1,297.90)						
949746QU8	02/09/15	3.676	06/15/16	1,600,000.00	1,663,296.00	1,656,734.83	1,656,724.80	(10.03)	29,408.00	4,901.33	2,614.04	3.08	0.73
Wells Fargo					0.00	(3,988.16)	(3,078.40)						
46623EJY6	01/21/15	1.350	02/15/17	1,000,000.00	1,003,660.00	1,003,321.11	1,003,864.00	542.89	0.00	1,125.00	1,725.00	1.86	1.17
JP Morgan Chase					0.00	(150.08)	1,343.00						
24422ERN1	03/16/15	1.400	03/15/17	800,000.00	807,064.00	806,909.17	808,081.60	1,172.43	0.00	466.67	497.78	1.49	0.95
John Deere Capital C					31.11	(154.83)	1,017.60						
36962G7J7	Call 01/21/15	1.250	05/15/17	1,000,000.00	1,005,930.00	1,005,419.42	1,005,204.00	(215.42)	0.00	1,041.66	4,722.22	1.86	0.98
GE Capital			04/13/17		2,291.67	(226.12)	389.00						
717081DJ9	03/16/15	1.100	05/15/17	1,000,000.00	1,003,800.00	1,003,723.14	1,006,298.00	2,574.86	0.00	458.34	4,155.56	1.86	0.92
Pfizer Inc					3,697.22	(76.86)	2,498.00						
913017BU2	05/24/12	1.800	06/01/17	170,000.00	169,853.80	169,936.86	173,129.36	3,192.50	0.00	255.00	1,020.00	0.31	2.02
United Technologies					0.00	2.47	(454.07)						
0258M0DR7	03/30/15	1.550	09/22/17	740,000.00	745,379.80	745,367.94	745,487.84	119.90	0.00	31.86	286.75	1.38	1.25
American Express Cre					254.89	(11.86)	108.04						
68389XAN5	03/30/15	1.200	10/15/17	1,000,000.00	1,003,020.00	1,003,013.51	1,003,252.00	238.49	0.00	33.33	5,533.33	1.86	1.08
ORACLE CORP					5,500.00	(6.49)	232.00						
458140AL4	12/12/12	1.350	12/15/17	500,000.00	501,300.00	500,702.95	502,520.50	1,817.55	0.00	562.50	1,987.50	0.93	1.30
INTEL CORP					0.00	(22.04)	(363.50)						
459200HZ7	02/11/15	1.125	02/06/18	1,000,000.00	998,600.00	998,662.88	997,531.00	(1,131.88)	0.00	937.50	1,718.75	1.85	1.17
IBM Corp					156.25	39.78	1,185.00						
24422ESB6	02/12/15	1.300	03/12/18	1,000,000.00	998,550.00	998,611.92	1,003,339.00	4,727.08	6,500.00	1,083.33	686.11	1.85	1.35
John Deere Capital C					0.00	39.99	4,304.00						
191216BA7	03/13/15	1.150	04/01/18	1,000,000.00	995,110.00	995,193.33	999,889.00	4,695.67	0.00	575.00	5,750.00	1.84	1.31
Coca Cola					5,175.00	83.33	4,779.00						
931142DF7	04/04/13	1.125	04/11/18	1,130,000.00	1,128,960.40	1,129,372.72	1,131,377.47	2,004.75	0.00	1,059.38	6,003.13	2.09	1.27
Wal-Mart					0.00	17.58	3,359.49						
037833AJ9	05/22/13	1.000	05/03/18	500,000.00	493,995.00	496,251.44	497,082.50	831.06	0.00	416.67	2,055.56	0.91	1.25
Apple Inc					0.00	103.01	1,068.00						
91159HHE3	Call 02/12/14	1.950	11/15/18	215,000.00	215,455.80	215,345.46	218,354.65	3,009.19	0.00	349.37	1,583.83	0.40	1.90
US Bancorp			10/15/18		0.00	(8.28)	794.43						
17275RAR3	02/27/14	2.125	03/01/19	500,000.00	503,740.00	502,925.71	510,238.00	7,312.29	5,312.50	885.42	885.42	0.93	2.19
CISCO SYSTEMS INC					0.00	(63.43)	899.50						
TOTAL (Corporate)				14,470,000.00	14,614,901.70	14,566,590.26	14,602,770.32	36,180.06	41,220.50	16,511.00	51,471.02	27.04	
					17,106.14	(5,926.91)	16,783.19						

Attachment: Treasurer's Cash & Investment Report - March 2015 [Revision 1] (1415 : RECEIPT OF

**City of Moreno Valley
Securities Held
March 31, 2015**

GRAND TOTAL	53,915,294.00	54,043,960.68	53,942,176.67	54,226,351.82	284,175.15	97,746.68	48,327.68	130,604.72	100.00
		17,106.14	(5,532.54)	109,965.97					

V = variable rate, current rate shown, average rate for Cash & Equivalents

Attachment: Treasurer's Cash & Investment Report - March 2015 [Revision 1] (1415 : RECEIPT OF

**City of Moreno Valley
Transaction Report
for the period March 1, 2015 - March 31, 2015**

Date	CUSIP	Transaction	Sec Type	Description	Maturity	PAR Value/Shares	Principal	Interest	Transaction Total	Balance
03/01/2015	17275RAR3	Interest	COR	CISCO SYSTEMS INC	03/01/2019	500,000.00	0.00	5,312.50	5,312.50	5,312.50
03/02/2015		Bought	CE	Federated Govt Oblig		10,986.93	10,986.93	0.00	(10,986.93)	(5,674.40)
03/02/2015		Maturity	CE	Int Receivable	03/02/2015	5,671.88	5,671.88	0.00	5,671.88	(2,002.52)
03/02/2015		Interest	CE	Federated Govt Oblig		304,823.32	0.00	2.55	2.55	0.00
03/08/2015	3137EADC0	Interest	INS	FHLMC	03/08/2017	1,000,000.00	0.00	5,000.00	5,000.00	5,000.00
03/09/2015		Bought	CE	Federated Govt Oblig		5,000.00	5,000.00	0.00	(5,000.00)	0.00
03/10/2015		Bought	CE	Federated Govt Oblig		5,625.00	5,625.00	0.00	(5,625.00)	(5,625.00)
03/10/2015	313378WF4	Interest	INS	FHLB	03/10/2017	1,000,000.00	0.00	5,625.00	5,625.00	0.00
03/12/2015		Bought	CE	Federated Govt Oblig		15,250.00	15,250.00	0.00	(15,250.00)	(15,250.00)
03/12/2015	24422ESB6	Interest	COR	John Deere Capital C	03/12/2018	1,000,000.00	0.00	6,500.00	6,500.00	(8,750.00)
03/12/2015	3135G0ZG1	Interest	INS	FNMA	09/12/2019	1,000,000.00	0.00	8,750.00	8,750.00	0.00
03/13/2015		Bought	CE	Federated Govt Oblig		3,465.00	3,465.00	0.00	(3,465.00)	(3,465.00)
03/13/2015	191216AX8	Interest	COR	Coca Cola	03/13/2015	1,000,000.00	0.00	3,750.00	3,750.00	285.00
03/13/2015	191216AX8	Maturity	COR	Coca Cola	03/13/2015	1,000,000.00	1,000,000.00	0.00	1,000,000.00	1,000,285.00
03/13/2015	191216BA7	Bought	COR	Coca Cola	04/01/2018	1,000,000.00	995,110.00	5,175.00	(1,000,285.00)	0.00
03/15/2015	717081DA8	Maturity	COR	Pfizer Inc	03/15/2015	1,550,000.00	1,550,000.00	0.00	1,550,000.00	1,550,000.00
03/15/2015	717081DA8	Interest	COR	Pfizer Inc	03/15/2015	1,550,000.00	0.00	41,462.50	41,462.50	1,591,462.50
03/15/2015	949746QU8	Interest	COR	Wells Fargo	06/15/2016	1,600,000.00	0.00	29,408.00	29,408.00	1,620,870.50
03/16/2015		Sold	CE	Federated Govt Oblig		223,129.83	223,129.83	0.00	223,129.83	1,844,000.30
03/16/2015		Bought	CE	Federated Govt Oblig		29,408.00	29,408.00	0.00	(29,408.00)	1,814,592.30
03/16/2015	24422ERN1	Bought	COR	John Deere Capital C	03/15/2017	800,000.00	807,064.00	31.11	(807,095.11)	1,007,497.19
03/16/2015	717081DJ9	Bought	COR	Pfizer Inc	05/15/2017	1,000,000.00	1,003,800.00	3,697.22	(1,007,497.22)	0.00
03/21/2015	3133EAY28	Interest	INS	FFCB	09/21/2017	1,645,000.00	0.00	6,826.75	6,826.75	6,826.75
03/23/2015		Bought	CE	Federated Govt Oblig		6,826.75	6,826.75	0.00	(6,826.75)	0.00
03/26/2015		Bought	CE	Federated Govt Oblig		3,600,609.14	3,600,609.14	0.00	(3,600,609.14)	(3,600,609.14)
03/26/2015	3135G0ZA4	Sold	INS	FNMA	02/19/2019	1,000,000.00	1,022,180.00	1,927.08	1,024,107.08	(2,576,502.00)
03/26/2015	3135G0ZG1	Sold	INS	FNMA	09/12/2019	1,000,000.00	1,015,740.00	680.56	1,016,420.56	(1,560,081.44)
03/26/2015	912828SH4	Sold	TSY	T-Note	02/28/2019	825,000.00	830,285.16	801.46	831,086.62	(728,994.88)
03/26/2015	912828ST8	Sold	TSY	T-Note	04/30/2019	725,000.00	725,339.84	3,655.04	728,994.88	0.00
03/30/2015		Sold	CE	Federated Govt Oblig		3,421,304.69	3,421,304.69	0.00	3,421,304.69	3,421,304.69
03/30/2015	0258M0DR7	Bought	COR	American Express Cre	09/22/2017	740,000.00	745,379.80	254.89	(745,634.69)	2,675,670.00
03/30/2015	313372YS7	Interest	INS	FHLB	03/30/2016	2,150,000.00	0.00	26,337.50	26,337.50	2,702,007.50
03/30/2015	3134G6PG2	Bought	INS	FHLMC	03/30/2017	1,450,000.00	1,450,000.00	0.00	(1,450,000.00)	1,252,007.50

Attachment: Treasurer's Cash & Investment Report - March 2015 [Revision 1] (1415 : RECEIPT OF

**City of Moreno Valley
Transaction Report
for the period March 1, 2015 - March 31, 2015**

Date	CUSIP	Transaction	Sec Type	Description	Maturity	PAR Value/Shares	Principal	Interest	Transaction Total	Balance
03/30/2015	3134G6PM9	Bought	INS	FHLMC	12/29/2017	1,000,000.00	1,000,600.00	0.00	(1,000,600.00)	251,407.00
03/30/2015	68389XAN5	Bought	COR	ORACLE CORP	10/15/2017	1,000,000.00	1,003,020.00	5,500.00	(1,008,520.00)	(757,112.00)
03/30/2015	74005PAR5	Maturity	COR	Praxair Inc	03/30/2015	740,000.00	740,000.00	0.00	740,000.00	(17,112.50)
03/30/2015	74005PAR5	Interest	COR	Praxair Inc	03/30/2015	740,000.00	0.00	17,112.50	17,112.50	0.00
03/31/2015		Bought	CE	Federated Govt Oblig		12,734.38	12,734.38	0.00	(12,734.38)	(12,734.38)
03/31/2015	912828TS9	Interest	TSY	T-Note	09/30/2017	2,875,000.00	0.00	8,984.38	8,984.38	(3,750.00)
03/31/2015	912828UU2	Interest	TSY	T-Note	03/31/2018	1,000,000.00	0.00	3,750.00	3,750.00	0.00
Portfolio Activity Total										0.00

Net Contributions:	2,696.76
Net Withdrawals:	0.00

Fees Charged:	2,696.76
Fees Paid:	2,696.76

Attachment: Treasurer's Cash & Investment Report - March 2015 [Revision 1] (1415 : RECEIPT OF

BOND MARKET REVIEW

A MONTHLY REVIEW OF
FIXED INCOME MARKETS



WHAT'S INSIDE

Market Summary 1
Yield Curve
Current Yields

Economic Round-Up..... 2
Credit Spreads
Economic Indicators

Since 1988, Chandler Asset Management has specialized in the management of fixed income portfolios. Chandler's mission is to provide fully customizable, client-centered portfolio management that preserves principal, manages risk and generates income in our clients' portfolios.

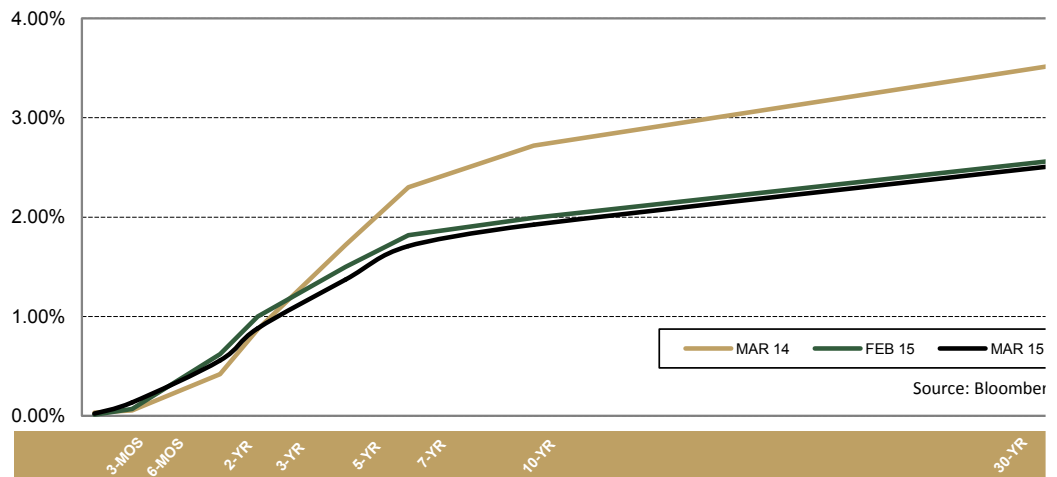
Market Summary

Job growth was weaker than expected in March with nonfarm payrolls up 126,000, well below the consensus forecast of 245,000. The unemployment rate was unchanged at 5.5%, though the labor participation declined to 62.7% from 62.8%. Wages rose 0.3% (higher than expected). Unfavorable weather and the strong dollar were likely factors for weak job growth in March. Overall, there is still excess slack in the labor market. Growth in the manufacturing sector has also softened. We believe the strong U.S. dollar and sluggish economic growth abroad has dampened U.S. manufacturing trends. U.S. consumer confidence remains strong, but consumer spending trends have underwhelmed. Housing data remains volatile. There have been pockets of weakness in recent economic data, but some of the factors for this weakness may be transitory (such as unfavorable weather and the West Coast port delays).

The Federal Open Market Committee (FOMC) left policy rates unchanged at its March 17-18 meeting without any dissenting votes. The Committee noted economic activity moderated and the inflation rate declined further. The word "patient" (with regard to the timing of a potential future rate hike) was removed from the policy statement, but the Committee indicated a rate hike at the next FOMC meeting in April is unlikely. The Fed left the door open for a possible rate hike in June, but we believe the first rate hike is likely to occur later in the second half of this year. Notably, the Fed expects to see further improvement in the labor market before it starts to raise rates, which implies that the Fed remains dissatisfied with current employment conditions. The Committee also needs to be confident inflation will move back to its 2% target, before raising rates. With inflation low, we believe the Fed faces no urgency to begin raising rates. Even though the Committee removed the word "patient" from its policy statement, we believe the Fed's overall message remains somewhat dovish, which makes a June rate hike unlikely. We believe ongoing uncertainty about the timing of the Federal Reserve's first interest rate hike will likely continue to fuel market volatility.

The yield on the two-year Treasury note decreased in March. Domestic economic data has recently softened and the timing of the first fed funds rate hike remains unclear. Meanwhile, the European Central Bank continues to execute its bond-buying program and other global central banks are pursuing highly accommodative monetary policies.

THE YIELD CURVE FLATTENED IN MARCH



The yield curve flattened in March. Domestic economic data has recently softened, and the timing of the first fed funds rate hike remains unclear. Meanwhile, other global central banks are pursuing highly accommodative monetary policies.

TREASURY YIELDS	3/31/2015	2/28/2015	CHANGE
3 Month	0.02	0.01	0.01
2 Year	0.56	0.62	(0.06)
3 Year	0.88	1.00	(0.12)
5 Year	1.37	1.50	(0.13)
7 Year	1.71	1.82	(0.11)
10 Year	1.92	1.99	(0.07)
30 Year	2.54	2.59	(0.05)

Source: Bloomberg

Economic Roundup

Consumer Prices

In February, overall Consumer Price Index (CPI) inflation was flat on a year-over-year basis after being down 0.1% in January. Headline inflation has fallen sharply in recent months due to a precipitous decline in energy prices. The year-over-year Core CPI (CPI less food and energy) increase slightly to 1.7% in February from 1.6% in January.

Retail Sales

In February, retail sales rose 1.7% on a year-over-year basis, following a 3.6% gain in January. On a month-over-month basis, retail sales decline 0.6% in February (below the consensus forecast for a 0.3% increase) after declining 0.8% in January. Gasoline sales actually rebounded in February after plunging in the prior month. However, auto sales declined 2.5% in February after a 0.5% increase in January. Retail sales have disappointed over the past few months, which is surprising since consumer confidence remains strong. Unfavorable weather may have contributed to the weak February retail sales report.

Labor Market

Nonfarm payrolls rose by 126,000 in March, well below the consensus forecast of 245,000. February and January payrolls were also revised down net 69,000. Private payrolls rose by 129,000 in March, while government jobs declined by 3,000. The unemployment rate was unchanged at 5.5%. The labor participation rate edged down to 62.7% in February from 62.8%. Wages rose 0.3% (higher than expected), following a 0.1% increase in February. On a year-over-year basis, wages rose 2.1% in March versus 2.0% in February. Job growth in weather-sensitive sectors such as construction, and leisure & hospitality, were much weaker in March than in previous months, which suggests unfavorable weather had a significant impact on the overall March nonfarm payroll figure. There was also a sharp decline in manufacturing payrolls in March which may be attributable to the strong U.S. dollar.

Housing Starts

Single-family housing starts fell 14.9% in February after declining 3.9% in January. Overall housing starts (including single- and multi-family) dropped 17.0% in February, well below expectations. Unfavorable weather may have contributed to the sharp drop in housing starts in February.

Credit Spreads Widened in March

CREDIT SPREADS	Spread to Treasuries (%)	One Month Ago (%)	Change
3-month top-rated commercial paper	0.16	0.19	(0.03)
2-year A corporate note	0.50	0.44	0.06
5-year A corporate note	0.64	0.55	0.09
5-year Agency note	0.08	0.06	0.02

Source: Bloomberg

Data as of 3/31/2015

Economic Data Has Softened But Remains Indicative of Modest Growth

ECONOMIC INDICATOR	Current Release	Prior Release	One Year Ago
Trade Balance	(35.4) \$Bln FEB 15	(42.7) \$Bln JAN 15	(41.9) \$Bln FEB 14
GDP	2.2% DEC 14	5.0% SEP 14	3.5% DEC 13
Unemployment Rate	5.5% MAR 15	5.5% FEB 15	6.6% MAR 14
Prime Rate	3.25% MAR 15	3.25% FEB 15	3.25% MAR 14
CRB Index	211.9 MAR 15	224.1 FEB 15	304.67 MAR 14
Oil (West Texas Int.)	\$47.60 MAR 15	\$49.76 FEB 15	\$101.58 MAR 14
Consumer Price Index (y/o/y)	0.0% FEB 15	(0.1)% JAN 15	1.1% FEB 14
Producer Price Index (y/o/y)	(3.4)% FEB 15	(3.1)% JAN 15	1.3% FEB 14
Dollar/EURO	1.07 MAR 15	1.12 FEB 15	1.38 MAR 14

Source: Bloomberg

© 2015 Chandler Asset Management, Inc, An Independent Registered Investment Adviser. The information contained herein was obtained from sources we believe to be reliable, but we do not guarantee its accuracy. Opinions and forecasts regarding industries, companies, and/or the economy are all subject to change at any time, based on market and other conditions, and should not be construed as a recommendation.



Monthly Market Review

MARKET COMMENTARY | FEBRUARY 2015

Economic Activity

The fourth quarter 2014 Gross Domestic Product (GDP) growth rate was revised downward to 2.2% from the first estimate of 2.6%. The lower estimate reflected a downward revision to private inventory investment and an upward revision to imports that were partly offset by upward revisions to nonresidential fixed investment and to state and local government spending. The Institute for Supply Management (ISM) indices also cooled in February. The ISM manufacturing index fell to 52.9 from 53.5 last month, the lowest since January 2014. The ISM non-manufacturing index increased slightly to 56.9 from 56.7 in January. ISM levels above 50 indicate economic expansion. The United States economy did expand each of the past three quarters, following negative growth in the first quarter.¹

Employment

The unemployment rate dropped to 5.5% in February, the lowest level in almost seven years, after climbing to 5.7% in January. The labor force participation rate which measures the number of Americans employed or looking for a job as a share of the working-age population, also decreased to 62.8% from 62.9% in January. The underemployment rate, which includes part-time workers who would prefer a full-time position and people who want to work but have given up looking, fell to 11.0% compared to 11.3% last month. 295,000 jobs were added in February following a smaller than reported revised 239,000 increase in January. This is the 12th straight month that employment gains exceeded 200,000, the longest stretch since the 19 months that ended in March 1995.²

Consumers

The Consumer Confidence Index fell to 96.4 in February. This is compared to a revised 103.8 in January that was stronger than initially estimated and the highest level since August 2007. The decrease in consumer confidence was primarily due

to diminished optimism about prospects for employment and income. While the labor market continues to make positive headway, too many people are still without jobs and many American households apparently believe the recent surge in hiring will be difficult to sustain. Consumer spending, which accounts for almost 70% of the economy, is still expected to rise, albeit slowly, as stronger employment numbers and lower gasoline prices continue to encourage consumers to increase spending.³

Housing

Existing home sales decreased in January by 4.9% to an annualized pace of 4.82 million after increasing 2.4% to an annualized rate of 5.04 million in December. Fewer available properties, rising property values and still-tight credit continued to be hurdles for some customers including younger and first-time buyers. New home sales decreased in January by 0.2% to an adjusted annual rate of 481,000. This marks a slight decrease from sales of 482,000 homes in December, but represents a 5.3% gain from a year ago. Confidence in regards to the economy continues to increase among both builders and consumers, and economists hope that continued gains in employment and wages, along with low borrowing costs, will help with more-rapid and balanced growth in 2015.⁴

Monetary Policy

The Federal Open Market Committee (FOMC) did not meet in February. The FOMC concluded its most recent meeting on January 28th and voted, at that time, to maintain the Fed funds target rate at 0% to 0.25%. However, Fed Chair Janet Yellen recently testified before Congress and discussed the possibilities for an increase in the Fed funds target rate. While Yellen stated that a rate increase may occur at any meeting, she also stressed the importance of continued strength in the employment market and inflation growth.⁵

SECTOR REVIEW

Treasuries

At the end of February, the 1-month Treasury bill yielded 0.02%, the 3-month Treasury bill yielded 0.01%, the 6-month Treasury bill yielded 0.07%, the 1-year Treasury note yielded 0.19%, the 2-year Treasury note yielded 0.62%, the 5-year Treasury note yielded 1.50%, the 10-year Treasury note yielded 2.00%, the 20-year Treasury yielded 2.38% and the 30-year Treasury yielded 2.60%. The steepness in the yield curve increased in the six month to thirty year range.

Commercial Paper

Commercial paper rates were mixed in February, with the one-month and three-month rates increasing by five and six basis points while the six-month commercial paper rate decreased by three basis points.

Repo

The Fed Bank of New York will conduct a test of an overnight fixed-rate reverse-repo facility. The temporary open-market operations will use Treasuries as collateral. Central bank policy makers have capped the size of the Fed's overnight reverse repurchase facility, a borrowing program to manage bank reserves that has put a floor under short-term interest rates as part of operational plans for raising interest rates next year. The \$300-billion-per-day limit on reverse repos went into effect on Sept. 22, 2014. The fixed-rate on the reverse repos, for transactions that total at or below the \$300 billion aggregate limit, was at 0.06 percentage point on February 27, 2015.⁶

1. "U.S. Fourth Quarter Second GDP Technical Note." Bloomberg. February 27, 2015
2. "Payrolls Climb More Than Forecast, U.S. Jobless Rate at 5.5%." Bloomberg. March 6, 2015
3. "Americans Less Upbeat as Job Gains Hard to Sustain: Economy." Bloomberg. February 24, 2015
4. "Home Sales Drop as Lack of Supply Drives Up Prices: Economy." Bloomberg. February 23, 2015

5. "Treasuries Rally as Yellen Sees Low Inflation Declining Further." Bloomberg. February 26, 2015
6. "Fed Funds Open at 0.13%, Within Target Range, According to ICAP." Bloomberg. January 26, 2015

Source: Cutwater Asset Management

The opinions expressed above are those of Cutwater Asset Management and are subject to change without notice. All statistics represent month-end figures unless otherwise noted.

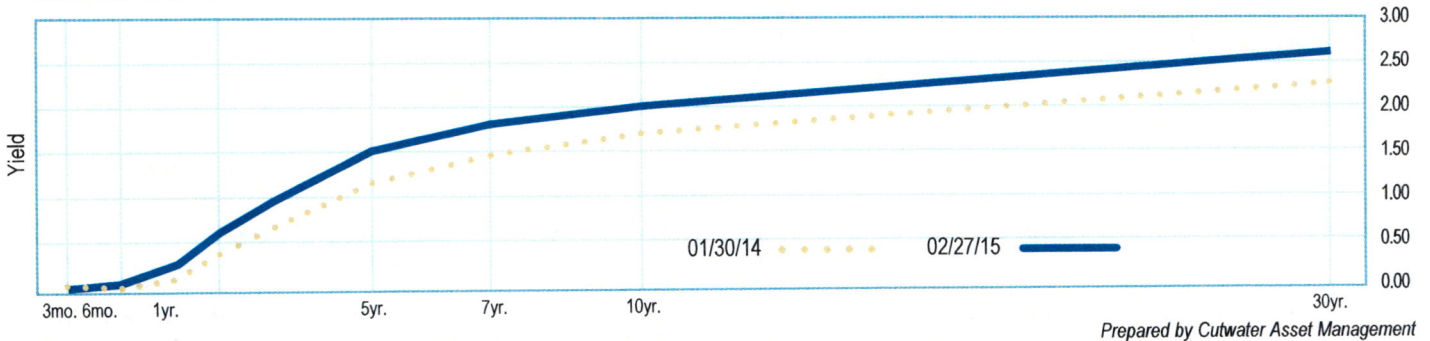
MARKET SUMMARY FOR FEBRUARY 2015

Week-ending Rates and Yields

	02/06	02/13	02/20	02/27	1 st QTR AVG
Overnight Rates					
Effective Fed Funds	0.11	0.12	0.12	0.06	0.11
Repurchase Agreements	0.10	0.09	0.02	0.08	0.07
Discount Rates					
1 Month Treasury Bill	0.01	0.01	0.01	0.02	0.01
1 Month Agency Disc.	0.04	0.04	0.04	0.04	0.05
1 Month Com'l Paper	0.20	0.17	0.16	0.21	0.16
3 Month Treasury Bill	0.02	0.01	0.02	0.01	0.01
3 Month Agency Disc.	0.04	0.05	0.05	0.04	0.06
3 Month Com'l Paper	0.17	0.18	0.17	0.20	0.17
6 Month Treasury Bill	0.09	0.06	0.06	0.07	0.07
6 Month Agency Disc.	0.05	0.06	0.07	0.08	0.09
6 Month Com'l Paper	0.23	0.24	0.20	0.18	0.22
Yields					
1 Year Treasury	0.25	0.22	0.21	0.19	0.19
1 Year Agency	0.40	0.36	0.38	0.35	0.35
2 Year Treasury	0.65	0.64	0.63	0.62	0.58
2 Year Agency	0.73	0.71	0.74	0.69	0.67
5 Year Treasury	1.48	1.54	1.59	1.50	1.43
5 Year Agency	1.57	1.60	1.66	1.56	1.51

Source: Bloomberg Finance LP

Historical Yield Curve




Key Economic Indicators

	1st QTR 2015	4th QTR 2014	3rd QTR 2014	2nd QTR 2014
Fed Funds Rate	0-0.25	0-0.25	0-0.25	0-0.25
Consumer Price Index (YOY)	0.1%*	0.8%	1.7%	2.1%
Crude Oil	49.76	54.26	88.68	99.10
USD/EUR	1.1196	1.2098	1.2631	1.3692
US GDP (QOQ)	2.5%*	2.2%	5.0%	4.6%
Unemployment Rate	5.5%	5.6%	5.9%	6.1%

Commercial Paper is rated A-1+/P1. The Historical Yield Curve is for Treasuries


DJIA



NASDAQ



S&P 500



866-766-3030 • www.cutwater.com



Report to City Council

TO: Mayor and City Council

FROM: Richard Teichert, Chief Financial Officer

AGENDA DATE: June 9, 2015

TITLE: ANNUAL STATEMENT OF INVESTMENT POLICY

RECOMMENDED ACTION

Recommendation:

1. Adopt the Annual Statement of Investment Policy.

SUMMARY

California Government Code Sections 53601 and 53646, respectively, delineate the types of investments allowed, define various restrictions governing these investments and suggest a periodic review of the investment report and investment policy by the governing body of the local agency. The City's Investment Policy has established a review process whereby the Council reviews and adopts the policy annually. The policy identifies allowable investments, the reporting process related to the investments, safekeeping measures in maintaining assets and the roles of staff in the management of the investment program.

The Finance Subcommittee reviewed the changes to the Investment Policy at their meeting on May 11, 2015 and recommends that the Council approve the Annual Statement of Investment Policy.

DISCUSSION

The City's Investment Policy calls for the policy to be reviewed and adopted annually by the City Council. The policy was last revised in July 2013. The policy was certified by both the Association of Public Treasurers of the United States and Canada (APT US&C) and the California Municipal Treasurer's Association in June 2012. The City of Moreno Valley is the first recipient of the certification awarded by the California Municipal Treasurer's Association.

The Investment Policy has been reviewed by both staff and our investment management firms, Chandler Asset Management and Cutwater Asset Management. Based on this review, there is only one suggested change to the policy along with the correction of a position title and the addition of a clarifying comment related to rating agencies.

- Section IV.A. The title has been corrected from Financial & Administrative Services Director to Chief Financial Officer.
- Section VIII.A. The following language has been added to differentiate the requirements for the addition of brokers to the approved broker/dealers list when the portfolio is managed by third party investment advisors on a discretionary basis as compared to City staff.
 - The City may engage the services of investment advisory firms to assist in the management of the portfolio (discretionary portfolio management) and investment advisors may utilize their own list of approved broker/dealers. The list of approved firms maintained by the investment advisor shall be provided to the City on an annual basis or upon request. The investment advisor will certify that they have read and are willing to comply with the City's investment policy.
 - In the event that an external investment advisor is not used in the process of recommending a particular transaction in the City's portfolio, any authorized broker/dealer from whom a competitive bid is obtained for the transaction will meet the criteria required in VIII.D and provide the required information to the City Treasurer.
- Section IX.C.
 - Modified to reflect the amendment to the list of allowable investments in Government Code Section 53601 which resulted from the passage of Assembly Bill 1933 In June 2014 as follows:
 - *(q) United States dollar denominated senior unsecured unsubordinated obligations issued or unconditionally guaranteed by the International Bank for Reconstruction and Development, International Finance Corporation, or Inter-American Development Bank, with a maximum remaining maturity of five years or less, and eligible for purchase and sale within the United States. Investments under this subdivision shall be rated "AA" or better by an NRSRO and shall not exceed 30 percent of the agency's moneys that may be invested pursuant to this section.*
 - Notation added that rating data should be from a firm that is recognized as a "Nationally Recognized Statistical Rating Organization" (NRSRO).

ALTERNATIVES

1. Adopt Annual Statement of Investment Policy.
2. Do not adopt Annual Statement of Investment Policy and provide staff with additional direction.

FISCAL IMPACT

No fiscal impact

NOTIFICATION

Posting of Agenda

PREPARATION OF STAFF REPORT

Prepared By:
Brooke McKinney
Treasury Operations Division Manager

Department Head Approval:
Richard Teichert
Chief Financial Officer/City Treasurer

CITY COUNCIL GOALS

Revenue Diversification and Preservation. Develop a variety of City revenue sources and policies to create a stable revenue base and fiscal policies to support essential City services, regardless of economic climate.

ATTACHMENTS

1. Investment Policy 06-09-2015 redline

APPROVALS

Budget Officer Approval	<u>✓ Approved</u>	5/18/15 5:15 PM
City Attorney Approval	<u>✓ Approved</u>	5/19/15 9:36 AM
City Manager Approval	<u>✓ Approved</u>	5/19/15 11:11 AM

INVESTMENT POLICY

PURPOSE: The City Council of the City of Moreno Valley (City) and its related authorities and agencies recognizes its responsibility to properly direct the investments of funds under its care. It is the purpose of this policy to provide guidelines for the prudent investment of unexpended funds in a manner which allows for maximum security, while at the same time providing the best investment return to meet the daily cash flow demands of the City, and conform to all applicable statutes pertaining to the investment of public funds. In instances in which the Policy is more restrictive than Federal or State law, the Policy supersedes.

I. Scope

- A.** Investments for the City and its related authorities and agencies will be made on a pooled basis including the City of Moreno Valley the City of Moreno Valley Housing Authority, the Moreno Valley Community Services District, the Moreno Valley Public Facilities Financing Corporation, the Moreno Valley Public Financing Authority, and the Moreno Valley Industrial Development Authority. These funds are accounted for in the City's Comprehensive Annual Financial Report (CAFR) and include:
1. General Fund
 2. Special Revenue Funds
 3. Debt Service Funds
 4. Capital Project Funds
 5. Internal Service Funds
 6. Agency Funds
 7. Enterprise Funds
- B.** The City Council has the authority to allow investments that do not follow this policy as long as such investments are recommended by the City Manager and City Treasurer, and expressly authorized by the City Council.
- C.** At the time this policy is adopted, the portfolio may hold investments which were made in the past and in accordance with previous policies and existing State law, but do not meet the provisions of this policy. These past investments are grandfathered as permissible investments. The City may choose to hold these investments until maturity; however, their maturity cannot be extended without the expressed authorization of the City Council.
- D.** Funds excluded from this policy
1. **Bond Proceeds.** Proceeds of debt issuance shall be invested in accordance with the City's general investment philosophy as set forth in this policy. The overriding policy for the investment of bond proceeds will be dictated by the bond documents governing such funds as long as the documents are approved by the City Council or related governing board.
 2. **Deferred Compensation Plans.** Investments related to the City's deferred compensation plans are not subject to this policy since third-party administrators manage them and the individual plan participant's direct investment and mutual fund selection. Deferred compensation plans must be approved by the City Council.

II. Prudence

- A.** Prudent Investor Standard: Management of the City's investments is governed by the Prudent Investor Standard as set forth in the California Government Code 53600.3:

“...all governing bodies of local agencies or persons authorized to make investment decisions on behalf of those local agencies investing public funds pursuant to this chapter

Approved by: City Council
December 17, 1996

Revised 1/13/98; 1/12/99; 2/8/00; 1/3/01; 5/14/02; 11/22/05; 2/26/08; 2/24/09; 3/23/10; 5/24/11; 4/24/12

INVESTMENT POLICY

are trustees and therefore fiduciaries subject to the prudent investor standard. When investing, reinvesting, purchasing, acquiring, exchanging, selling, or managing public funds, a trustee shall act with care, skill, prudence, and diligence under the circumstances then prevailing, including, but not limited to, the general economic conditions and the anticipated needs of the agency, that a prudent person acting in a like capacity and familiarity with those matters would use in the conduct of funds of a like character and with like aims, to safeguard the principal and maintain the liquidity needs of the agency. Within the limitations of this section and considering individual investments as part of an overall strategy, investments may be acquired as authorized by law.”

- B. Investment officers acting in accordance with written procedures and the investment policy and exercising due diligence shall be relieved of personal responsibility for an individual security’s credit risk or market price changes, provided deviations from expectations are reported in a timely fashion and appropriate action is taken to control adverse developments.

III. Objectives

- A. The City’s investment philosophy sets the tone for its policies, practices, procedures and objectives that control the investment function. The investment of funds will be guided by the primary objectives of safety, liquidity and a reasonable market rate of return.
1. **Safety** – Safety of principal is the foremost objective of the investment program. The City will undertake investments in a manner that ensures the preservation of capital in the portfolio taken as a whole.
 2. **Liquidity** – The City will maintain sufficient cash and short-term investment instruments which, together with projected revenues, will provide sufficient liquidity so that the City will be able to meet all operating requirements which might be reasonably anticipated including an amount to cover reasonably estimated contingencies.
 3. **Reasonable market rate of return (Yield)** – The City’s investment portfolio will be designed with the objective to attain a benchmark rate of return throughout budgetary and economic cycles, commensurate with the City’s investment risk constraints and the cash flow characteristics of the portfolio.
- B. The investment function will have the ongoing objectives of: assuring compliance with Federal, State and local laws governing the investment of public funds, maintaining reserves for long-term projects and contingencies, and establishing quality standards and limits related to the type of investments made and with which institutions investments are placed.

IV. Delegation of Authority

- A. The City of Moreno Valley Municipal Code specifies that the City Council will appoint the City Treasurer. By resolution, the City Council has appointed the ~~Financial & Administrative Services Director~~ **Chief Financial Officer** to serve as the City Treasurer. The Treasurer serves as the chief investment officer for the City and is authorized to invest or deposit the City’s funds in accordance with this policy, California Government Code Sections 53600 and 53630 et seq., and all other related Federal and State laws. The City Treasurer also serves as the Treasurer for the City of Moreno Valley Housing Authority, the Moreno Valley Public Financing Authority, the Moreno Valley Public Facilities Financing Corporation, the Moreno Valley Community Services District and other related City entities. In the absence of the City Treasurer, and unless otherwise delegated, the Treasury Operations Division Manager/Assistant City Treasurer will serve as the Acting Treasurer. The City

Approved by: City Council
December 17, 1996

Revised 1/13/98; 1/12/99; 2/8/00; 1/3/01; 5/14/02; 11/22/05; 2/26/08; 2/24/09; 3/23/10; 5/24/11; 4/24/12

INVESTMENT POLICY

Treasurer may appoint deputy treasurers to act on behalf of the City. The City Treasurer will provide written authorization in delegating any of his/her authority.

- B. The City Manager will provide periodic oversight to the investment function which includes but is not limited to reviewing monthly investment reports issued by the City Treasurer.
- C. The City Council's primary responsibilities over the investment function include approving the Investment Policy, annually reviewing such policy, reviewing monthly investment reports issued by the Treasurer, authorizing bond documents and other unique financing transactions, and authorizing any deviations from the City's investment policies.
- D. The Finance Sub-Committee of the City Council will provide oversight to the investment function through the periodic review of the investment report at their committee meetings.
- E. The City may engage the services of one or more external investment managers to assist in the management of the City's investment portfolio in a manner consistent with the City's objectives. Such external managers may be granted discretion to purchase and sell investment securities in accordance with this Investment Policy. Such managers must be registered under the Investment Advisers Act of 1940.

V. Investment Procedures

- A. The City Treasurer shall establish internal procedures for the operation of the investment program consistent with this policy. These procedures shall include, but are not limited to, the following items:
 - 1. Safekeeping
 - 2. Master repurchase agreements
 - 3. Wire transfer agreements
 - 4. Collateral/Depository agreements
 - 5. Broker/Dealer relationships
- B. Cash handling and cash management are integral components of an effective investment management program. In keeping with the Administrative Policy on Cash Control, the aforementioned procedure manual shall include references to the following:
 - 1. Cash collection practices
 - 2. Depository practices
 - 3. Cash flow issues
 - 4. Cash flow projections
 - 5. Anti-theft/Anti-fraud practices
 - 6. Banking agreements
 - 7. Accounting practices
- C. Such procedures shall include explicit delegation of authority to persons responsible for investment transactions. No person may engage in an investment transaction except as provided under the terms of this policy and the procedures established by the City Treasurer.
- D. Allocation of Pool Interest
 - 1. All interest earnings related to the investment pool will be allocated to the General Fund unless specifically directed by Federal or State statute, City Council directive or contractual agreement.
 - 2. The allocation methodology will be maintained by the City Treasurer.

Approved by: City Council
December 17, 1996

Revised 1/13/98; 1/12/99; 2/8/00; 1/3/01; 5/14/02; 11/22/05; 2/26/08; 2/24/09; 3/23/10; 5/24/11; 4/24/12

INVESTMENT POLICY

VI. Ethics and Conflict of Interest

- A. All officials, staff members and consultants, involved in the investment functions will refrain from personal business activity that could conflict with the execution of the investment function or which may impair their ability to make impartial investment decisions. Officials, staff members, and consultants, will disclose to the City Manager any financial interests with a financial institution, provider, dealer or broker that conducts business with the City.
- B. Officials, staff members and consultants will further disclose any personal financial positions that could be related to the City's cash and investment portfolio.
- C. All bond issue participants, including but not limited to, underwriters, bond counsel, financial advisors, brokers and dealers will disclose any fee sharing arrangements or fee splitting to the City Manager prior to the execution of any transactions. The providers must disclose the percentage share and approximate dollar amount share to the City prior to the execution of any transactions.

VII. Investment Controls

- A. The City Manager shall oversee and ensure that the City Treasurer implements and maintains a system of internal investment controls and segregated responsibilities of the investment function in order to prevent the following:
 - 1. Fraud
 - 2. Theft
 - 3. Loss of principal
 - 4. Loss of control over funds
 - 5. Inaccurate reporting
 - 6. Negligence
 - 7. Over-reliance on a single employee for investment decisions
- B. Internal controls should include but are not limited to (for a more specific list of internal controls see the investment management plan):
 - 1. Segregation of duties (e.g., the purchaser of investments is different than the person recording the transaction)
 - 2. Reconciliation of investment report and cash balances
 - 3. Dual authorization of transactions
- C. An external auditor will review the investment program annually in order to provide reasonable assurance that policy and procedures are complied with.

VIII. Authorized Financial Dealers and Institutions

- A. The City Treasurer will obtain financial information from qualified institutions to determine if the institution markets in securities appropriate to the City's needs, can assign qualified sales representatives, and can provide written agreement to abide by the conditions set forth in the City of Moreno Valley Investment Policy.
 - 1. The City may engage the services of investment advisory firms to assist in the management of the portfolio (discretionary portfolio management) and investment advisors may utilize their own list of approved broker/dealers. The list of approved firms maintained by the investment

Approved by: City Council
December 17, 1996

Revised 1/13/98; 1/12/99; 2/8/00; 1/3/01; 5/14/02; 11/22/05; 2/26/08; 2/24/09; 3/23/10; 5/24/11; 4/24/12

INVESTMENT POLICY

advisor shall be provided to the City on an annual basis or upon request. The investment advisor will certify that they have read and are willing to comply with the City's investment policy.

2. In the event that an external investment advisor is not used in the process of recommending a particular transaction in the City's portfolio, any authorized broker/dealer from whom a competitive bid is obtained for the transaction will meet the criteria required in VIII.D and provide the information to the City Treasurer.
- B.** The City Treasurer will maintain a list of financial institutions and broker/dealers authorized to provide investment services to the City who are authorized to provide investment services in the State of California. An eligible designation does not guarantee that the City will do business with the firm or institution.
- C.** The following criteria will be used in determining investment providers
1. **Broker/Dealers:** The purchase by the City of any investment other than those purchased directly from the issuer shall be purchased from a broker/dealer firm designated as a "Primary Government Dealer" by the Federal Reserve Bank of New York or a regional dealer that qualifies under SEC Rule 15C3-1 (uniform net capital rule).
 2. **Banks:** The City shall purchase securities from banks which meet all of the following criteria:
 - a. Nationally or State chartered banks
 - b. Registered as investment securities dealers with the Securities and Exchange Commission
 - c. Independently rated "A" or higher by two nationally recognized statistical ranking organizations
 3. **Investment Bankers, Underwriters and Financial Advisors:** The purchase by the City of any investments from these providers in the course of completing a bond transaction must be expressly authorized by the City Council after such a provider discloses their commission, spread or fee in approximate dollar amount. Otherwise, the acquisition of such investments must be procured from the broker/dealers customarily used by the City.
 4. **The Federal Reserve Bank:** Direct purchases of Treasury bills, notes and bonds from the U.S. Federal Reserve Banks branches are allowed and are exempt from quality requirements.
- D.** All financial institutions and broker/dealers who desire to become qualified bidders for investment transactions must provide the following information to the City Treasurer:
1. A completed City of Moreno Valley Broker/Dealer Questionnaire
 2. Audited financial statements
 3. Proof of Financial Industry Regulatory Authority (FINRA) certification
 4. Trading resolution
 5. Proof of state registration
 6. Certification of having read and willingness to comply with City's investment policy
- E.** In the event that an external investment advisor is not used in the process of recommending a particular transaction in the City's portfolio, any authorized broker/dealer from whom a competitive bid is obtained for the transaction will provide the following information to the City Treasurer.
- F.** The City Treasurer will conduct an annual review of the financial condition and registrations of brokers/dealers on the City's approved list.

Approved by: City Council
December 17, 1996

Revised 1/13/98; 1/12/99; 2/8/00; 1/3/01; 5/14/02; 11/22/05; 2/26/08; 2/24/09; 3/23/10; 5/24/11; 4/24/12

INVESTMENT POLICY

- G. A current audited financial statement is required to be on file for each financial institution and broker/dealer in which or with which the City invests.
- H. Certificates of deposit will not be placed with an institution once it has received a Cease and Desist order from any bank regulatory agency.

IX. Authorized and Suitable Investments (with quality and limitation guidelines)

- A. The California Government Code sections 53600 et seq. governs the allowable investments into which a local government agency can enter. These Government Code sections also stipulate as to the portfolio percentage limits and investment quality standards for some but not all permitted investments. The Government Code sections provide a starting point for establishing the City quality standards, percentage limits and maturity levels. Should the Government Code become more restrictive than this policy, the Government Code restrictions shall prevail.
- B. Whenever a maximum allowable percentage of the portfolio is stipulated for any type of security as detailed below, the limit or maximum allowable is determined by the portfolio size or composition at the close of the date on which the security is purchased.
- C. Following is a table summarizing allowable investments for the City. This table summarizes and is consistent with California Government Code Sections 53600 and 53630 et seq.

 Approved by: City Council
December 17, 1996

Revised 1/13/98; 1/12/99; 2/8/00; 1/3/01; 5/14/02; 11/22/05; 2/26/08; 2/24/09; 3/23/10; 5/24/11;4/24/12

INVESTMENT POLICY

INVESTMENT TYPE	MAXIMUM MATURITY	MAXIMUM SPECIFIED % OF PORTFOLIO	MINIMUM QUALITY REQUIREMENTS
Local Agency Bonds	5 years	— none —	— none —
U.S. Treasury Obligations	5 years	— none —	— none —
State Obligations —CA and Others	5 years	— none —	— none —
CA Local Agency Obligations	5 years	— none —	— none —
U.S Agency Obligations	5 years	— none —	— none —
Bankers' Acceptances	180 days	40%	— none —
Commercial Paper —Select Agencies	270 days	25% of the agency's invested funds	"A-1/P-1/F-1"; if the issuer has issued long-term debt it must be rated "A" without regard to modifiers
Commercial Paper —Other Agencies	270 days	40% of the agency's invested funds	A-1/P-1/F-1"; if the issuer has issued long-term debt it must be rated "A" without regard to modifiers
Negotiable Certificates of Deposit	5 years	30%	— none —
CD Placement Service	5 years	30%	— none —
Repurchase Agreements	1 year	— none —	— none —
Reverse Repurchase Agreements and Securities Lending Agreements	92 days	20% of the base value of the portfolio	— none —
Medium-Term Notes	5 years	30%	"A" rating by a NRSRO(1)
Supranational Securities (Only International Bank for Reconstruction and Development, International Finance Corporation, or Inter-American Development Bank are approved issuers)	5 years	30%	"AA" rating by a NRSRO(1)
Mutual Funds and Money Market Mutual Funds	n/a	20%	Multiple
Collateralized Bank Deposits	5 years	— none —	— none —
Mortgage Pass-Through Securities/Asset Backed Securities/Collateralized Mortgage Backed Securities	5 years	20% (2)	"AA" rating by a NRSRO(1)
Bank/Time Deposits	5 years	— none —	— none —
County Pooled Investment Funds	n/a	— none —	— none —
Joint Powers Authority Pool	n/a	—none —	Multiple
Local Agency Investment Fund (LAIF)	n/a	— none —	— none —

(1) NRSRO=Nationally Recognized Statistical Rating Organization

(2) The combination of Mortgage Pass-Through, Asset Backed and Collateralized Mortgage Backed securities may not exceed 20% of the portfolio.

D. Investment Pools: A thorough investigation of an Investment Pool account is required prior to investing, and on a continual basis. The investigation must include information, if available, on the following items before investing:

1. A description of eligible investment securities, and a written statement of investment policy.
2. A description of interest calculations and distribution and how gains and losses will be treated.
3. A description of how the securities are safeguarded (including the settlement process), and how often the securities are priced and the program audited.

Approved by: City Council
December 17, 1996

Revised 1/13/98; 1/12/99; 2/8/00; 1/3/01; 5/14/02; 11/22/05; 2/26/08; 2/24/09; 3/23/10; 5/24/11;4/24/12

INVESTMENT POLICY

4. A description of who may invest in the program, how often and what is the allowable size of deposits and withdrawals, and any limitations as to number of transactions.
 5. A schedule for receiving statements and portfolio listings.
 6. Are reserves, retained earnings, etc. utilized by the pool?
 7. Is the pool eligible for bond proceeds and/or will it accept such proceeds?
- E.** Repurchase Agreements are legal and authorized by policy. In order to invest in repurchase agreements the City must obtain a signed Master Repurchase Agreement from the participating bank or broker/dealer.
- F.** Prohibited Investment Transactions and Derivatives:
1. The Government Code specifically prohibits certain types of investment instruments for municipalities. In addition to those prohibitions, the following investments are not permitted:
 - a. Reverse Repurchase Agreements
 - b. Financial futures or financial option contracts
 - c. Security lending
 2. Additionally the City shall not invest in any security that could result in zero interest accrual if held to maturity.
 3. Due to the complexity of the securities market and ever-changing market conditions, it is difficult to define derivatives and specifically prohibit their acquisition. Therefore, the City desires to limit the potential risk of derivatives by specifically prohibiting the most common types of derivatives with certain market exposures. These prohibited derivatives include but are not limited to: inverse floaters, interest only securities derived from mortgages, residual securities, structured notes, forward based derivatives, forward contracts, forward rate agreements, futures contracts, interest rate futures contracts, foreign currency futures contracts, option based derivatives, option contracts, interest rate caps, interest rate floors, swap contracts, interest rate swaps, interest rate collars, foreign currency swaps, cross currency exchange agreements, fixed rate currency swaps, basis swaps, equity swaps, fixed rate equity swaps, floating rate equity swaps and commodity swaps.
 4. Leveraging
 - a. The City may not purchase investments on a margin or through a margin account.
 - b. The General Portfolio may not be leveraged by more than 30% through the issuance of tax and revenue anticipation notes (TRANS). The proceeds of any TRANS issue are to be invested in accordance with the guidelines in this policy, with investment maturities not to exceed the life of the TRANS.
 - c. The City may not leverage its investments through the use of reverse repurchase agreements.

X. Collateralization

- A.** Bank Deposits: Under provisions of the Government Code, California banks and savings and loan associations are required to secure the City's deposits by pledging government securities with a value of 110% of principal and accrued interest. State law also allows financial institutions to secure City deposits by pledging first trust deed mortgage notes having a value of 150% of the City's total deposits.

Approved by: City Council
December 17, 1996

Revised 1/13/98; 1/12/99; 2/8/00; 1/3/01; 5/14/02; 11/22/05; 2/26/08; 2/24/09; 3/23/10; 5/24/11; 4/24/12

INVESTMENT POLICY

B. Certificates of Deposit:

1. The market value of securities that underlay certificates of deposit shall be valued at 110% of the market value of principal and accrued interest.
2. The City Treasurer, at his/her discretion may waive the collateral requirement for deposits up to the maximum dollar amount which are covered by the Federal Deposit Insurance Corporation.

C. Repurchase Agreements

1. The market value of securities that underlay certificates of deposit shall be valued at 102% of the market value of principal and accrued interest.
2. The value shall be adjusted no less than weekly. Since the market value of the underlying securities is subject to daily market fluctuations, the investments in repurchase agreements shall be in compliance if the value of the underlying securities is brought back to 102% no later than the next business day.

D. A clearly marked evidence of ownership, safekeeping receipt, must be supplied to the City and retained.

E. The City chooses to limit collateral to US Treasuries.

F. Collateral will always be held by an independent third-party with whom the entity has a current written custodial agreement.

G. The right of collateral substitution is granted based on the approval of the City Treasurer and City Manager.

XI. Safekeeping, Custody and Competitive Bids

- A.** Third-party safekeeping is required for all investments. Securities may be maintained by a banking institution or a broker/dealer firm for safekeeping as long as the securities are held in the City's name.
- B.** Third-party safekeeping arrangements will be approved by the City Treasurer and will be corroborated by a written custodial agreement.
- C.** All investment transactions of the City will be conducted using standard delivery vs. payment (DVP) procedures.
- D.** All securities held by the safekeeping custodian on behalf of the City shall have the City of Moreno Valley as the registered owner, and all interest and principal payments and withdrawals shall indicate the City of Moreno Valley as the payee.
- E.** All bank deposits will be FDIC insured or deposited with institutions that comply with the State collateral requirements for public funds.
- F.** Securities used as collateral for repurchase agreements with a maturity from one to seven days can be held in safekeeping by a third party bank trust department or by the broker/dealer's safekeeping institution, acting as the agent for the City, under the terms of a custody agreement executed by the selling institution and by the City specifying the City's "perfected" ownership of the collateral.

Approved by: City Council
December 17, 1996

Revised 1/13/98; 1/12/99; 2/8/00; 1/3/01; 5/14/02; 11/22/05; 2/26/08; 2/24/09; 3/23/10; 5/24/11;4/24/12

INVESTMENT POLICY

- G. All investment transactions shall be conducted on a competitive basis with quotes from a minimum of three brokers or financial institutions when possible.

XII. Diversification and Credit Risk Management

- A. Investments contained within the portfolio will be diversified by security type, institution and maturity.
- B. The diversification requirements included in Section IX are designed to mitigate credit risk in the portfolio.
- C. No more than 5% of the total portfolio may be invested in securities of any single issuer, other than the US Government, its agencies and instrumentalities.
- D. The City may elect to sell a security prior to its maturity and record a capital gain or loss in order to improve the quality, liquidity or yield of the portfolio in response to market conditions or City's risk preferences; and,
- E. If securities owned by City are downgraded by any nationally recognized statistical ratings organization to a level below the quality required by this Investment Policy, it shall be the City's policy to review the credit situation and make a determination as to whether to sell or retain such securities in the portfolio.
1. If a security is downgraded, the City Treasurer will use discretion in determining whether to sell or hold the security based on its current maturity, the economic outlook for the issuer, and other relevant factors.
 2. If a decision is made to retain a downgraded security in the portfolio, its presence in the portfolio will be monitored and reported monthly to the City Council.

XIII. Maximum Maturities

- A. The City Treasurer will maintain sufficient liquidity in cash and short-term investments, which together with projected revenue receipts will meet the cash flow requirements of the City for the upcoming six months.
- B. The City will not directly invest in securities maturing more than five years away from the settlement date. In any case, where a cash flow is matched with an investment which exceeds the five year limit, the investment must be approved by the City Council.
- C. The average weighted maturity of the general portfolio shall not exceed 3 years. The general portfolio does not include bond proceeds or deferred compensation funds.
- D. To the extent possible, longer-term investment maturities will be spaced so that a portion of such investments mature each year to cover unanticipated emergencies.

XIV. Performance Standards

- A. The investment portfolio shall be designed with the objective of obtaining a rate of return throughout budgetary and economic cycles, commensurate with the investment risk constraints.
- B. The investment performance objective for the portfolio shall be to earn a total rate of return over a market cycle which is approximately equal to the return on a market benchmark Index of similar securities, as determined by the City Treasurer.
-

Approved by: City Council
December 17, 1996

Revised 1/13/98; 1/12/99; 2/8/00; 1/3/01; 5/14/02; 11/22/05; 2/26/08; 2/24/09; 3/23/10; 5/24/11; 4/24/12

INVESTMENT POLICY

- C. **Market Return (Benchmark):** The City's investment strategy is active. Given this strategy, the basis used by the Treasurer to determine whether market return is being achieved shall be to identify a benchmark which reflects a portfolio structure that is comparable to the City's portfolio. *An example as it pertains to the long term portion of the portfolio would be the Bank of America Merrill Lynch Index of 1to 5 Year Government securities.*

XV. Reporting

- A. The City Treasurer will provide a monthly report to the City Manager and City Council which will include the following information by security held at the end of the reporting period:
1. Investment Type
 2. Issuer
 3. Maturity Date
 4. Par Value
 5. Market Value
 6. Book Value
 7. Weighted Average Maturity
 8. Source of Market Valuation
 9. Monies maintained within the treasury
 10. Funds, investments and loans that are under the management of contracted parties
- B. Quarterly, and within 60 days of the completion of the quarter, the City Treasurer will submit a report to the City Council in open public meeting with the same investment information provided to the City Manager and City Council on a monthly basis with the addition of the following data:
1. A description of the compliance with the statement of investment policy, or manner in which the portfolio is not in compliance.
 2. A statement denoting the ability of the City to meet cash flow requirements for the next six months, or provide an explanation as to why sufficient money shall, or may, not be available.

XVI. Investment Policy Adoption

- A. Annually, the City Treasurer will render to the City Council a Statement of Investment Policy, including any changes or revisions, to be reviewed and approved at a public meeting.

XVII. Record Retention

- A. The following investment or cash management documents will be maintained in accordance with Chapter 2.60 of Title 2 of the City of Moreno Valley Municipal Code:
1. Investment Reports and supporting documentation
 2. Third-party statements of assets held
 3. Investment permanent files
 4. Market pricing documentation

Approved by: City Council
December 17, 1996

Revised 1/13/98; 1/12/99; 2/8/00; 1/3/01; 5/14/02; 11/22/05; 2/26/08; 2/24/09; 3/23/10; 5/24/11;4/24/12



Report to City Council

TO: Mayor and City Council

FROM: Ahmad R. Ansari, P.E., Public Works Director/City Engineer

AGENDA DATE: June 9, 2015

TITLE: AUTHORIZATION TO AWARD CONSTRUCTION CONTRACT TO VANCE CORPORATION FOR THE RECHE VISTA DRIVE REALIGNMENT PROJECT NO. 801 0009 70 77

RECOMMENDED ACTION

Recommendations:

1. Award a construction contract to Vance Corporation, 2271 North Locust Avenue, Rialto, CA 92377, the lowest responsible bidder, for the Reche Vista Drive Realignment from Heacock Street to North City Limits.
2. Authorize the City Manager to execute a contract with Vance Corporation.
3. Authorize the issuance of a Purchase Order to Vance Corporation for the amount of \$3,430,405.00 (\$3,118,550.00 bid amount plus 10% contingency) when the contract has been signed by all parties.
4. Authorize the Public Works Director/City Engineer to execute any subsequent related minor change orders to the contract with Vance Corporation up to, but not exceeding, the contingency amount of \$311,855.00, subject to the approval of the City Attorney.

SUMMARY

This report recommends approval of an agreement with Vance Corporation for the construction of the Reche Vista Drive Realignment project. Because Reche Vista Drive from Heacock Street to the North City Limits experiences an Average Daily Traffic count of 15,000 vehicles, motorists encounter significant traffic delays and queuing at the existing all-way stop intersection. The project is also recommended because the collision rate for this segment of the roadway is higher than average based on Caltrans

published average collision rates for comparable roadways. This project is funded with Total Road Improvement Program (TRIP) funds and Capital Projects Reimbursement funds. This project is included in the adopted 2014/2015 Capital Improvement Plan (CIP).

DISCUSSION

This project will replace the existing 2400-foot segment of Reche Vista Drive from the intersection of Perris Boulevard and Heacock Street to Northern City Limits (Country Road) with a new roadway alignment. The existing segment of Reche Vista Drive does not meet the current standards for shoulders and horizontal/vertical profile, has extensive vehicle queuing and high collision rate, and has been a challenge for road maintenance. The improvements will consist of grading, roadway construction to provide two twelve-foot wide travel lanes (one each direction), eight-foot wide paved shoulders (each side), a center twelve-foot wide turning lane at intersections, a traffic signal at the intersection of Heacock Street (west leg), new realigned Reche Vista Drive (north leg), and Perris Boulevard (south leg), miscellaneous storm drain improvements, and other related improvements. The needed right of way for the new alignment of the roadway was obtained by the County of Riverside in 1966 and it is now vested with the City of Moreno Valley. No right of way was purchased by the City for this project.

On February 24, 2009, the City Council adopted a Mitigated Negative Declaration (MND) with various mitigation measures to be included in the project bid documents for implementation. On November 30, 2010, the City Planning Division issued an addendum to the adopted MND to identify the project changes and minor changes to project impacts. On December 1, 2014, the City Planning Division re-validated the adopted/amended MND findings and mitigation measures with a confirmation that there had not been any changes to the project descriptions, scope of work as well as impacts since November 2010.

On December 10, 2014, the City held a Public Information/Community Outreach meeting in the City Hall Council Chamber to inform the public about the importance of this project. On January 6, 2015, City staff provided the City Council with an update report on this project. The City also held meetings with the Hidden Springs Residents Committee on January 21, 2015 at the Hidden Springs Elementary School, the Sunnymead Ranch Planned Community Association on January 28, 2015 at its clubhouse, and another open resident community meeting on February 5, 2015 at the Northridge Elementary School. Meeting invitations were sent to over 900 addresses of residents and businesses within a one-mile radius of the project. Meeting notices were published in the local newspapers including the Neighborhood News and Events and the Moreno Valley Business Journal which are distributed and available to the public citywide. Meeting notice was also posted on the City website and various public buildings. As part of the on-going outreach efforts, City staff will continue to provide email and website information as well as post changeable message signs during construction along the affected commuter routes.

The project was advertised for construction bids in early April 2015, and formal bidding procedures have been followed in conformance with Public Contract Code. Bids were received via the electronic bid management system on May 8, 2015, and nine (9) bids were received as follows:

<u>CONTRACTORS</u>	<u>Verified Bid Amounts</u>
1. Vance Corporation, Rialto	\$3,118,550.00
2. PALP, Long Beach	\$3,139,333.50
3. Powell Constructors, Inc., Fontana.....	\$3,143,425.00
4. Los Angeles Engineering, Inc., Covina.....	\$3,218,660.00
5. Griffith Company, Montclair.	\$3,226,535.00
6. All American Asphalt, Corona.....	\$3,288,716.50
7. Riverside Construction Company, Inc., Riverside.....	\$3,299,597.00
8. Hillcrest Contracting, Inc., Corona.....	\$3,562,172.00
9. Sully-Miller, Brea	\$3,793,400.00

The lowest responsible bidder was determined by comparing the cumulative total for all bid items as stipulated in the Bidding Documents. Staff has reviewed the bid by Vance Corporation and finds it to be the lowest responsible bidder in possession of a valid license and bid bond. No outstanding issues were identified through review of the references submitted by Vance Corporation in their bid. Staff is recommending issuance of a Purchase Order to Vance Corporation for \$3,430,405.00 which includes a 10% contingency.

The contingency of 10% of the bid amount (\$311,855.00) is recommended to account for any latent or unforeseen circumstances encountered during grading and construction operations. Unforeseen conditions may include unsuitable soils or hazardous wastes which need to be properly processed and removed. There also may be other conflicting utility appurtenances that will have to be addressed during excavation operation part of project construction.

ALTERNATIVES

1. Approve and authorize the recommended actions as presented in this staff report. *This alternative will provide for the timely construction of much needed improvements for Reche Vista Drive to enhance safety and traffic flow for commuters using this road and for meeting expenditure deadline for TRIP funding.*
2. Do not approve and authorize the recommended actions as presented in this staff report. *This alternative will delay construction of much needed improvements for Reche Vista Drive Realignment that would enhance safety and traffic flow for commuters using this road and will prevent the project from meeting expenditure deadline for TRIP funding.*

FISCAL IMPACT

On July 8, 2014, the City Council authorized funding the project for a total of \$4,004,935. This project is funded with TRIP Funds (Fund 3411) and Capital Projects Reimbursements Funds (Fund 3008). TRIP Funds must be fully expended by July 2016. There is no impact to the General Fund.

AVAILABLE BUDGET FOR CONSTRUCTION

TRIP Fund	
(Account 3411-70-77-80001) (Project No. 801 0009 70 77-3411)	\$2,949,200
Capital Projects Reimbursements Fund	
(Account 3008-70-77-80001) (Project No. 801 0009 70 77-3008)	\$887,500
Total Available Budget.....	\$3,836,700

ESTIMATED REMAINING PROJECT RELATED COSTS:

Construction Costs.....	\$3,431,000
Design Support & Cultural Resource Monitoring Services during Construction ...	\$60,000
Construction Geotechnical Services.....	\$90,000
Construction Surveying Services	\$95,000
Construction Management and Inspection Services*	\$140,000
Total Estimated Construction Costs	\$3,816,000

**City staff will provide Construction Management and Inspection Services.*

ANTICIPATED PROJECT SCHEDULE:

Start Construction.....	July 2015
Construction Completion	April 2016

NOTIFICATION

In accordance with City procedures, a notice was published in January 2009 in the Press Enterprise describing the Project and advising the public of the preparation of a Mitigated Negative Declaration (MND); notice of time and place where the environmental documents could be inspected; and notice that the City Council would consider approval of a Mitigated Negative Declaration (MND) for the Project (or appropriate modifications or alternatives to the Project) at the February 24, 2009 meeting. This notice advised that comments could be submitted to the City prior to or at this meeting. No comments were received prior to or at this Council meeting.

The City’s design team also met with some of the adjacent property owners to address their access and driveway issues and they had very positive feedback about the project’s design features.

City staff also met with the City’s Fire and Police Department personnel to explain the merits of the project and it was very well received due to the safety and mobility enhancements.

In late November 2014, invitations were sent out to all residents and businesses within one-mile radius of the project for four (4) Public Information/Community Outreach Meetings held on December 2014, January 2015, and February 2015. Invitation flyers were also published on local newspapers and posted on City website and other media.

All utilities, adjacent property owners, business owners, law enforcement, fire department, and other emergency services responders in the area will be notified in a timely manner prior to the start of construction work. Changeable message signs to notify commuters will be strategically placed to provide adequate advanced notice.

PREPARATION OF STAFF REPORT

Prepared By:
Quang Nguyen
Senior Engineer, P.E.

Department Head Approval:
Ahmad R. Ansari, P.E.
Public Works Director/City Engineer

Concurred By:
Prem Kumar, P.E.
Deputy Public Works Director/Assistant City Engineer

CITY COUNCIL GOALS

Public Safety. Provide a safe and secure environment for people and property in the community, control the number and severity of fire and hazardous material incidents, and provide protection for citizens who live, work and visit the City of Moreno Valley.


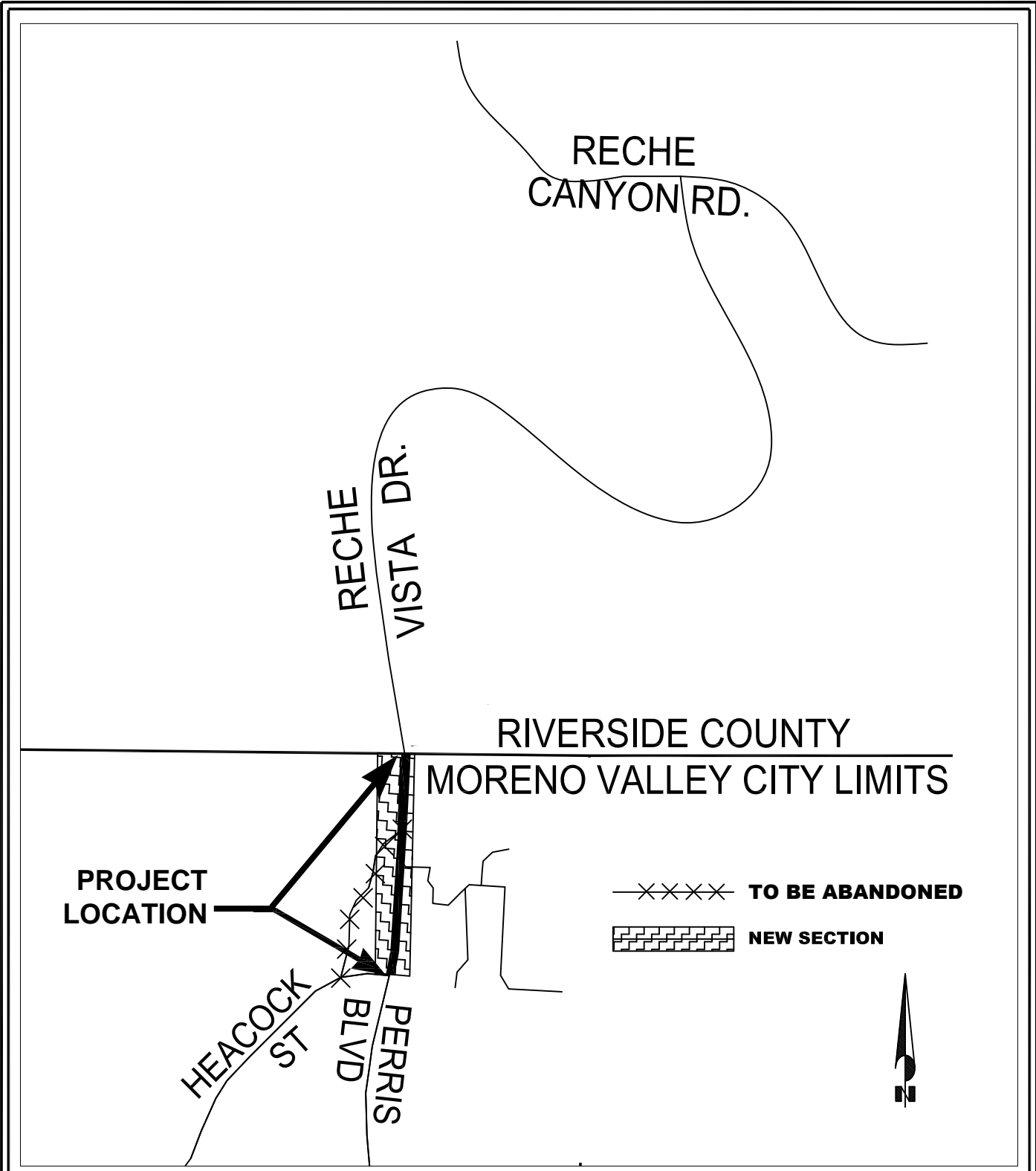
Public Facilities and Capital Projects. Ensure that needed public facilities, roadway improvements, and other infrastructure improvements are constructed and maintained.

ATTACHMENTS

1. Location and Aerial View Maps
2. Contract Agreement with Vance Corporation

APPROVALS


Budget Officer Approval	<u> ✓ Approved </u>	5/19/15 3:10 PM
City Attorney Approval	<u> ✓ Approved </u>	6/03/15 8:24 AM
City Manager Approval	<u> ✓ Approved </u>	6/03/15 9:12 AM



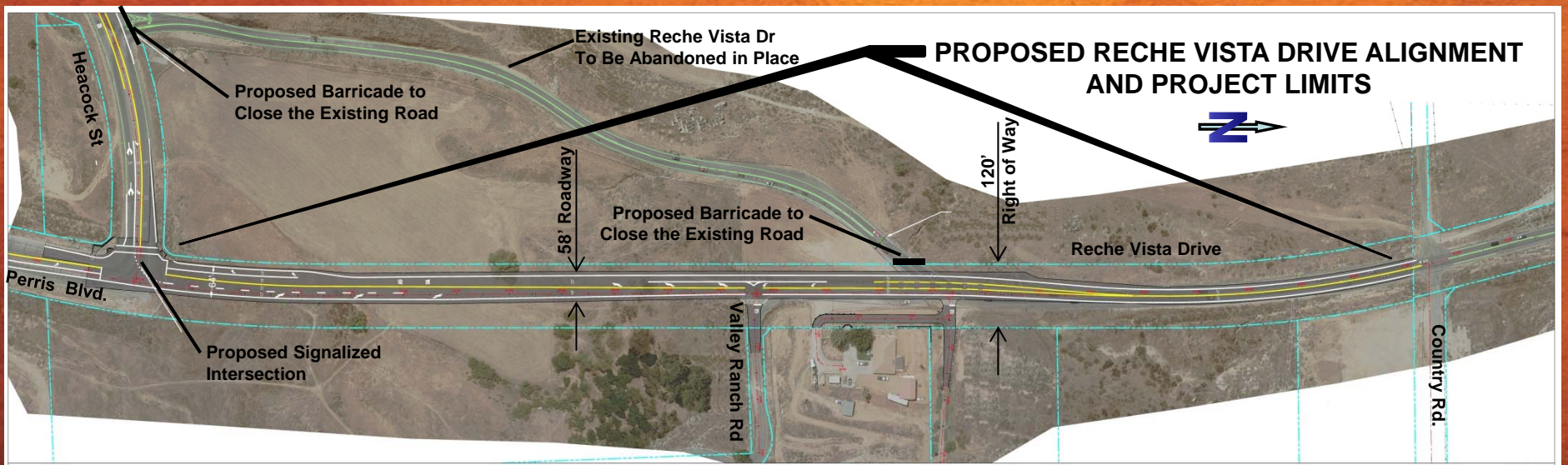
LOCATION MAP

Public Works Department Capital Projects Division	RECHE VISTA DRIVE REALIGNMENT
Scale: None	(PERRIS BLVD./HEACOCK ST. TO THE NORTH CITY LIMITS)
	PROJECT NUMBER 801 0009 70 77

Attachment: Location and Aerial View Maps (1336 : AUTHORIZATION TO AWARD CONSTRUCTION CONTRACT RECHE VISTA DRIVE)



Reche Vista Drive Realignment Aerial View



Agreement No. _____

AGREEMENT**PROJECT NO. 801 0009 70 77****RECHE VISTA DRIVE REALIGNMENT
From Heacock Street to Country Road**

THIS Agreement, effective as of the date signed by the City of Moreno Valley by and between the City of Moreno Valley, a municipal corporation, County of Riverside, State of California, hereinafter called the "City" and **Vance Corporation**, hereinafter called the "Contractor."

That the City and the Contractor for the consideration hereinafter named, agree as follows:

1. CONTRACT DOCUMENTS. The Contract Documents consist of the following, which are incorporated herein by this reference:

- A. Governmental approvals, including, but not limited to, permits required for the Work
- B. Any and all Contract Change Orders issued after execution of this Agreement
- C. This Agreement
- D. Addenda: Three (3) inclusive, issued prior to the opening of the Bids
- E. City Special Provisions, including the General Provisions and Technical Provisions
- F. Standard Specifications for Public Works Construction ("Greenbook") – latest edition in effect at the Bid Deadline, as modified by the City Special Provisions
- G. Reference Specifications/Reference Documents other than those listed in paragraph 2, below
- H. Project Plans
- I. City Standard Plans
- J. Caltrans Standard Plans
- K. Other Agency Standard Plans
- L. The bound Bidding Documents
- M. Contractor's Certificates of Insurance and Additional Insured Endorsements
- N. Contractor's Bidder's Proposal and Subcontractor Listing

In the event of conflict between any of the Contract Documents, the provisions placing a more stringent requirement on the Contractor shall prevail. The Contractor shall provide the better quality or greater quantity of Work and/or materials unless otherwise directed by City in writing. In the event none of the Contract Documents place a more stringent requirement or greater burden on the Contractor, the controlling provision shall be that which is found in the document with higher precedence in accordance with the above order of precedence.

2. REFERENCE DOCUMENTS. The following Reference Documents are not considered Contract Documents and are made available to the Contractor for informational purposes:

- A. Geotechnical Reports (See Appendix N)

3. SCOPE OF WORK. The Contractor shall perform and provide all materials, tools, equipment, labor, and services necessary to complete the Work described in the Contract

Documents, except as otherwise provided in the Plans, Standard Specifications, or City Special Provisions to be the responsibility of others.

4. PAYMENT.

4.1. **Contract Price and Basis for Payment.** In consideration for the Contractor's full, complete, timely, and faithful performance of the Work required by the Contract Documents, the City shall pay Contractor for the actual quantity of Work required under the Bid Items awarded by the City performed in accordance with the lump sum prices and unit prices for Bid Items and Alternate Bid Items, if any, set forth the Bidder's Proposal submitted with the Bid. The sum of the unit prices and lump sum prices for the Base Bid Items, awarded by the City is **Three Million One Hundred Eighteen Thousand Five Hundred Fifty and 00/100 Dollars (\$3,118,550.00)** ("Contract Price"). It is understood and agreed that the quantities set forth in the Bidder's Proposal for which unit prices are fixed are estimates only and that City will pay and Contractor will accept, as full payment for these items of work, the unit prices set forth in the Bidder's Proposal multiplied by the actual number of units performed, constructed, or completed as directed by the City Engineer.

4.2. **Payment Procedures.** Based upon applications for payment submitted by the Contractor to the City, the City shall make payments to the Contractor in accordance with Article 9 of the Standard Specifications, as modified by Article 9 of the City Special Provisions.

5. CONTRACT TIME.

A. Initial Notice to Proceed. After the Agreement has been fully executed by the Contractor and the City, the City shall issue the "Notice to Proceed to Fulfill Preconstruction Requirements and Notice to Proceed with Order of Materials." The date specified in the Notice to Proceed to Fulfill Preconstruction Requirements and Notice to Proceed with Order of Materials constitutes the date of commencement of the Contract Time of **One Hundred Eighty (180) Working Days**. The Contract Time includes the time necessary to fulfill preconstruction requirements, place the order of materials, and to complete construction of the Project (except as adjusted by subsequent Change Orders).

The Notice to Proceed to Fulfill Preconstruction Requirements and Notice to Proceed with Order of Materials shall further specify that Contractor must complete the preconstruction requirements and order materials within **Seven (7) Working Days** after the date of commencement of the Contract Time; this duration is part of the Contract Time.

Critical preconstruction requirements include, but are not limited to, the following:

- Submitting and obtaining approval of Traffic Control Plans
- Submitting and obtaining approval of the Stormwater Pollution Prevention Plan (SWPPP)/Water Pollution Control Plan (WPCP)
- Submitting and obtaining approval of critical required submittals
- Installation of the approved Project Identification Signs
- Obtaining an approved no fee Encroachment Permit
- Obtaining a Temporary Use Permit for a construction yard
- Notifying all agencies, utilities, residents, etc., as outlined in the Bidding Documents
- Completion of all pre-construction activities under Environmental Mitigations

If the City's issuance of a Notice to Proceed to Fulfill Preconstruction Requirements and Notice to Proceed with Order of Materials is delayed due to Contractor's failure to return the fully executed Agreement and insurance and bond documents within ten (10) Working Days after Contract award, then Contractor agrees to the deduction of one (1) Working Day from the number of days to complete the Project for every Working Day of delay in the City's receipt of said documents. This right is in addition to and does not affect the City's right to demand forfeiture of Contractor's Bid Security if Contractor persistently delays in providing the required documentation.

B. Notice to Proceed with Construction. After all preconstruction requirements are met and materials have been ordered in accordance with the Notice to Proceed to Fulfill Preconstruction Requirements and Notice to Proceed with Order of Materials, the City shall issue the "Notice to Proceed with Construction," at which time the Contractor shall diligently prosecute the Work, including corrective items of Work, day to day thereafter, within the remaining Contract Time.

6. LIQUIDATED DAMAGES AND CONTROL OF WORK

6.1. Liquidated Damages. The Contractor and City (collectively, the "Parties") have agreed to liquidate damages with respect to Contractor's failure to order all materials in accordance with the Notice to Proceed with Order of Materials and/or failure to fulfill the preconstruction requirements, and/or failure to complete the Work within the Contract Time. The Parties intend for the liquidated damages set forth herein to apply to this Contract as set forth in Government Code Section 53069.85. Contractor acknowledges and agrees that the liquidated damages are intended to compensate the City solely for Contractor's failure to meet the deadline for completion of the Work and will not excuse Contractor from liability from any other breach, including any failure of the Work to conform to the requirements of the Contract Documents.

In the event that Contractor fails to order all materials in accordance with the Notice to Proceed with Order of Materials and/or fails to fulfill the preconstruction requirements and/or fails to complete the Work within the Contract Time, Contractor agrees to pay the City **\$800.00 per Calendar day** that completion of the Work is delayed beyond the Contract Time, as adjusted by Contract Change Orders. The Contractor will not be assessed liquidated damages for delays occasioned by the failure of the City or of the owner of a utility to provide for the removal or relocation of utility facilities.

The Contractor and City acknowledge and agree that the foregoing liquidated damages have been set based on an evaluation of damages that the City will incur in the event of late completion of the Work. The Contractor and City acknowledge and agree that the amount of such damages are impossible to ascertain as of the date of execution hereof and have agreed to such liquidated damages to fix the City's damages and to avoid later disputes. It is understood and agreed by Contractor that liquidated damages payable pursuant to this Agreement are not a penalty and that such amounts are not manifestly unreasonable under the circumstances existing as of the date of execution of this Agreement.

It is further mutually agreed that the City will have the right to deduct liquidated damages against progress payments or retainage and that the City will issue a Change Order or Construction Change Directive and reduce the Contract Price accordingly. In the event the remaining unpaid Contract Price is insufficient to cover the full amount of liquidated damages, Contractor shall pay the difference to the City.

6.2. Any work completed by the Contractor after the issuance of a Stop Work Notice by the City shall be rejected and/or removed and replaced as specified in Section 2-11 of the Special Provisions.

6.3. **Owner is Exempt from Liability for Early Completion Delay Damages.** While the Contractor may schedule completion of all of the Work, or portions thereof, earlier than the Contract Time, the Owner is exempt from liability for and the Contractor will not be entitled to an adjustment of the Contract Sum or to any additional costs, damages, including, but not limited to, claims for extended general conditions costs, home office overhead, jobsite overhead, and management or administrative costs, or compensation whatsoever, for use of float time or for Contractor's inability to complete the Work earlier than the Contract Time for any reason whatsoever, including but not limited to, delay cause by Owner or other Excusable Compensable Delay. See Section 6-6 of the Standard Specifications and City Special Provisions regarding compensation for delays.

7. INSURANCE.

7.1. **General.** The Contractor shall procure and maintain at its sole expense and throughout the term of this Agreement, any extension thereof, Commercial General Liability, Automobile Liability, and Workers' Compensation Insurance with such coverage limits as described herein.

7.2. **Additional Insured Endorsements.** The Contractor shall cause the insurance required by the Contract Document to include the City of Moreno Valley, the City Council and each member thereof, the Moreno Valley Housing Authority (MVHA), the Moreno Valley Community Services District (CSD), and their respective officials, employees, commission members, officers, directors, agents, employees, volunteers and representatives as an additional insureds. For the Commercial General Liability coverage, said parties shall be named as additional insureds utilizing either:

1. Insurance Services Office ("ISO") Additional Insured endorsement CG 20 10 (11/85); or
2. ISO Additional Insured endorsement CG 20 10 (10/01) and Additional Insured Completed Operations endorsement CG 20 37 (10/01); or
3. Substitute endorsements providing equivalent coverage, approved by the City.

The endorsements shall be signed by a person authorized by the insurer to bind coverage on its behalf. The coverage shall contain no special limitations on the scope of protection afforded to such additional insureds. Coverage for such additional insureds does not extend to liability to the extent prohibited by Insurance Code Section 11580.4.

7.3. **Waivers of Subrogation.** All policies of insurance required by the Contract Documents shall include or be endorsed to provide a waiver by the insurers of any rights of recovery or subrogation that the insurers may have at any time against the City of Moreno Valley, the City Council and each member thereof, the Moreno Valley Housing Authority (MVHA), the Moreno Valley Community Services District (CSD), and their respective officials, employees, commission members, officers, directors, agents, employees, volunteers and representatives.

7.4. **Primary Coverage.** All policies and endorsements shall stipulate that the Contractor's (and the Subcontractors') insurance coverage shall be primary insurance as respects the City of Moreno Valley, the City Council and each member thereof, the Moreno Valley Housing Authority (MVHA), the Moreno Valley Community Services District (CSD), and their respective

officials, employees, commission members, officers, directors, agents, employees, volunteers and representatives, and shall be excess of the Contractor's (and its Subcontractors') insurance and shall not contribute with it.

7.5. **Coverage Applies Separately to Each Insured and Additional Insured.** Coverage shall state that the Contractor's (and its Subcontractors') insurance shall apply separately to each insured or additional insured against whom claim is made or suit is brought, except with respect to the limits of the insurer's liability. Coverage shall apply to any claim or suit brought by an additional insured against a named insured or other insured.

7.6. **Self-Insurance.** Any self-insurance (including deductibles or self-insured retention in excess of \$50,000) in lieu of liability insurance must be declared by Contractor and approved by the City in writing prior to execution of the Agreement. The City's approval of self-insurance, if any, is within the City's sole discretion and is subject to the following conditions:

1. Contractor must, at all times during the term of the Agreement and for a period of at least **one (1)** year after completion of the Project, and any extension of the one-year correction guarantee period in accordance with Section 6-8.1 of the City Special Provisions, maintain and upon Owner's reasonable request provide evidence of:
 - (a) Contractor's "net worth" (defined as "total assets" [defined as all items of value owned by the Contractor including tangible items such as cash, land, personal property and equipment and intangible items such as copyrights and business goodwill]) minus total outside liabilities must be reflected in a financial statement for the prior fiscal year reflecting sufficient income and budget for Contractor to afford at least one loss in an amount equal to the amount of self-insurance;
 - (b) financial statements showing that Contractor has funds set aside/budgeted to finance the self-insured fund (i.e., Contractor has a program that fulfills functions that a primary insurer would fill; and
 - (c) a claims procedure that identifies how a claim is supposed to be tendered to reach the financing provided by the self-insured fund.

2. If at any time after such self-insurance has been approved Contractor fails to meet the financial thresholds or otherwise fails to comply with the provisions set forth in this Paragraph 7, at the option of the City:
 - (a) the Contractor shall immediately obtain and thereafter maintain the third party insurance required under this Paragraph 7 and otherwise on the terms required above; or
 - (b) the insurer shall reduce or eliminate such deductibles or self-insured retention as respects the City, its officers, officials, employees and volunteers; or
 - (c) the Contractor shall procure a bond guaranteeing payment of losses and related investigation, claim administration, and defense expenses.

7.7. **Insurer Financial Rating.** Insurance companies providing insurance hereunder shall be rated A-:VII or better in Best's Insurance Rating Guide and shall be legally licensed and qualified to conduct insurance business in the State of California.

7.8. **Notices to City of Cancellation or Changes.** Each insurance policy described in this Paragraph 7 shall contain a provision or be endorsed to state that coverage will not be cancelled without **thirty (30) days'** prior written notice by certified or registered mail to the City (this obligation may be satisfied in the alternative by requiring such notice to be provided by Contractor's insurance broker and set forth on its Certificate of Insurance provided to the City), except that cancellation for non-payment of premium shall require (10) days prior written notice by certified or registered mail. If an insurance carrier cancels any policy or elects not to renew any policy required to be maintained by Contractor pursuant to the Contract Documents, Contractor agrees to give written notice to the City at the address indicated on the first page of the Agreement. Contractor agrees to provide the same notice of cancellation and non-renewal to the City that is required by such policy(ies) to be provided to the First Named Insured under such policy(ies). Contractor shall provide confirmation that the required policies have been renewed not less than seven (7) days prior to the expiration of existing coverages and shall deliver renewal or replacement policies, certificates and endorsements to the City Clerk within fourteen (14) days of the expiration of existing coverages. Contractor agrees that upon receipt of any notice of cancellation or alteration of the policies, Contractor shall procure within five (5) days, other policies of insurance similar in all respects to the policy or policies to be cancelled or altered. Contractor shall furnish to the City Clerk copies of any endorsements that are subsequently issued amending coverage or limits within fourteen (14) days of the amendment.

7.9. **Commercial General Liability.** Coverage shall be written on an ISO Commercial General Liability "occurrence" form CG 00 01 (10/01 or later edition) or equivalent form approved by the City for coverage on an occurrence basis. The insurance shall cover liability, including, but not limited to, that arising from premises operations, stop gap liability, independent contractors, products-completed operations, personal injury, advertising injury, and liability assumed under an insured contract. The policy shall be endorsed to provide the Aggregate Per Project Endorsement ISO form CG 25 03 (11/85). Coverage shall contain no contractors' limitation or other endorsement limiting the scope of coverage for liability arising from pollution, explosion, collapse, or underground (x, c, u) property damage. Contractor shall provide Products/Completed Operations coverage to be maintained continuously for a minimum of **one (1) year** after Final Acceptance of the Work, and any extension of the one-year correction guarantee period in accordance with Section 6-8.1 of the City Special Provisions.

Contractor shall maintain Commercial General Liability insurance with the following minimum limits: \$1,000,000 per occurrence / \$2,000,000 aggregate / \$2,000,000 products-completed operations.

7.10. **Business Automobile Liability.** Coverage shall be written on ISO form CA 00 01 (12/93 or later edition) or a substitute form providing equivalent coverage for owned, hired, leased and non-owned vehicles, whether scheduled or not, with \$1,000,000 combined single limit per accident for bodily injury and property damage. If necessary, the policy shall be endorsed to provide contractual liability coverage.

7.11. **Workers' Compensation.** Contractor shall comply with the applicable sections of the California Labor Code concerning workers' compensation for injuries on the job. Compliance is accomplished in one of the following manners:

1. Provide copy of permissive self-insurance certificate approved by the State of California; or
2. Secure and maintain in force a policy of workers' compensation insurance with statutory limits and Employer's Liability Insurance with a minimal limit of **\$1,000,000** per accident; or
3. Provide a "waiver" form certifying that no employees subject to the Labor Code's Workers' Compensation provision will be used in performance of this Contract.

7.12. **Subcontractors' Insurance.** The Contractor shall include all Subcontractors as insureds under its policies or shall furnish separate certificates and endorsements for each Subcontractor. All coverages for Subcontractors shall be subject to all of the requirements stated herein.

8. **BONDS.** The Contractor shall furnish a satisfactory Performance Bond meeting all statutory requirements of the State of California on the form provided by the City. The bond shall be furnished as a guarantee of the faithful performance of the requirements of the Contract Documents as may be amended from time to time, including, but not limited to, liability for delays and damages (both direct and consequential) to the City and the City's Separate Contractors and consultants, warranties, guarantees, and indemnity obligations, in an amount that shall remain equal to one hundred percent (100%) of the Contract Price.

The Contractor shall furnish a satisfactory Labor and Materials Payment Bond meeting all statutory requirements of the State of California on the form provided by the City in an amount that shall remain equal to one hundred percent (100%) of the Contract Price to secure payment of all claims, demands, stop notices, or charges of the State of California, of material suppliers, mechanics, or laborers employed by the Contractor or by any Subcontractor, or any person, firm, or entity eligible to file a stop notice with respect to the Work.

All bonds shall be executed by a California-admitted surety insurer. Bonds issued by a California-admitted surety insurer listed on the latest version of the U.S Department of Treasury Circular 570 shall be deemed accepted unless specifically rejected by the City. Bonds issued by sureties not listed in Treasury Circular 570 must be accompanied by all documents enumerated in California Code of Civil Procedure Section 995.660(a). The bonds shall bear the same date as the Contract. The attorney-in-fact who executes the required bonds on behalf of the surety shall affix thereto a certified and current copy of the power of attorney. In the event of changes that increase the Contract Price, the amount of each bond shall be deemed to increase and at all times remain equal to the Contract Price. The signatures shall be acknowledged by a notary public. Every bond must display the surety's bond number and incorporate the Contract for construction of the Work by reference. The terms of the bonds shall provide that the surety agrees that no change, extension of time, alteration, or modification of the Contract Documents or the Work to be performed thereunder shall in any way affect its obligations and shall waive notice of any such change, extension of time, alteration, or modification of the Contract Documents. The surety further agrees that it is obligated under the bonds to any successor, grantee, or assignee of the City.

Upon the request of any person or entity appearing to be a potential beneficiary of bonds covering payment of obligations arising under the Contract, the Contractor shall promptly furnish a copy of the bonds or shall authorize a copy to be furnished.

Should any bond become insufficient, or should any of the sureties, in the opinion of the City, become non-responsible or unacceptable, the Contractor shall, within ten (10) Calendar Days after

receiving notice from the City, provide written documentation to the Satisfaction of the City that Contractor has secured new or additional sureties for the bonds; otherwise the Contractor shall be in default of the Contract. No further payments shall be deemed due or will be made under Contract until a new surety(ies) qualifies and is accepted by the City.

Contractor agrees that the Labor and Materials Payment Bond and Faithful Performance Bond attached to this Agreement are for reference purposes only, and shall not be considered a part of this Agreement. Contractor further agrees that said bonds are separate obligations of the Contractor and its surety, and that any attorney's fee provision contained in any payment bond or performance bond shall not apply to this Agreement. In the event there is any litigation between the parties arising from the breach of this Agreement, each party will bear its own attorneys' fees in the litigation.

9. RECORDS. The Contractor and its Subcontractors shall maintain and keep books, payrolls, invoices of materials, and Project records current, and shall record all transactions pertaining to the Contract in accordance with generally acceptable accounting principles. Said books and records shall be made available to the City of Moreno Valley, Riverside County, the State of California, the Federal Government, and to any authorized representative thereof for purposes of audit and inspection at all reasonable times and places. All such books, payrolls, invoices of materials, and records shall be retained for at least three (3) years after Final Acceptance.

10. INDEMNIFICATION.

10.1. General. To the fullest extent permitted by law, the Contractor assumes liability for and agrees, at the Contractor's sole cost and expense, to promptly and fully indemnify, protect, hold harmless and defend (even if the allegations are false, fraudulent, or groundless), the City of Moreno Valley, its City Council, the Moreno Valley Housing Authority (MVHA), the Moreno Valley Community Services District (CSD), and all of their respective officials, officers, directors, employees, commission members, representatives and agents ("Indemnitees"), from and against any and all claims, allegations, actions, suits, arbitrations, administrative proceedings, regulatory proceedings, or other legal proceeds, causes of action, demands, costs, judgments, liens, stop notices, penalties, liabilities, damages, losses, anticipated losses of revenues, and expenses (including, but not limited to, any fees of accountants, attorneys, experts or other professionals, or investigation expenses), or losses of any kind or nature whatsoever, whether actual, threatened or alleged, arising out of, resulting from, or in any way (either directly or indirectly), related to the Work, the Project or any breach of the Contract by Contractor or any of its officers, agents, employees, Subcontractors, Sub-subcontractors, or any person performing any of the Work, pursuant to a direct or indirect contract with the Contractor ("Indemnity Claims"). Such Indemnity Claims include, but are not limited to, claims for:

- A. Any activity on or use of the City's premises or facilities;
- B. Any liability incurred due to Contractor acting outside the scope of its authority pursuant to the Contract, whether or not caused in part by an Indemnified Party;
- C. The failure of Contractor or the Work to comply with any Applicable Law, permit or orders;
- D. Any misrepresentation, misstatement or omission with respect to any statement made in the Contract Documents or any document furnished by the Contractor in connection therewith;
- E. Any breach of any duty, obligation or requirement under the Contract Documents, including, but not limited to any breach of Contractor's

- warranties, representations or agreements set forth in the Contract Documents;
- F. Any failure to coordinate the Work with City's Separate Contractors;
 - G. Any failure to provide notice to any party as required under the Contract Documents;
 - H. Any failure to act in such a manner as to protect the Project from loss, cost, expense or liability;
 - I. Bodily or personal injury, emotional injury, sickness or disease, or death at any time to any persons including without limitation employees of Contractor;
 - J. Damage or injury to real property or personal property, equipment and materials (including, but without limitation, property under the care and custody of the Contractor or the City) sustained by any person or persons (including, but not limited to, companies, corporations, utility company or property owner, Contractor and its employees or agents, and members of the general public);
 - K. Any liability imposed by Applicable Law including, but not limited to criminal or civil fines or penalties;
 - L. Any dangerous, hazardous, unsafe or defective condition of, in or on the Site, of any nature whatsoever, which may exist by reason of any act, omission, neglect, or any use or occupation of the Site by Contractor, its officers, agents, employees, or Subcontractors;
 - M. Any operation conducted upon or any use or occupation of the Site by Contractor, its officers, agents, employees, or Subcontractors under or pursuant to the provisions of the Contract or otherwise;
 - N. Any acts, errors, omission or negligence of Contractor, its officers, agents, employees, or Subcontractors;
 - O. Infringement of any patent rights, licenses, copyrights or intellectual property which may be brought against the Contractor or Owner arising out of Contractor's Work, for which the Contractor is responsible; and
 - P. Any and all claims against the City seeking compensation for labor performed or materials used or furnished to be used in the Work or alleged to have been furnished on the Project, including all incidental or consequential damages resulting to the City from such claims.

10.2. **Effect of Indemnitees' Active Negligence.** Contractor's obligations to indemnify and hold the Indemnitees harmless exclude only such portion of any Indemnity Claim which is attributable to the active negligence or willful misconduct of the Indemnitee, provided such active negligence or willful misconduct is determined by agreement of the parties or by findings of a court of competent jurisdiction. In instances where an Indemnitee's active negligence accounts for only a percentage of the liability for the Indemnity Claim involved, the obligation of Contractor will be for that entire percentage of liability for the Indemnity Claim not attributable to the active negligence or willful misconduct of the Indemnitee(s). Such obligation shall not be construed to negate, abridge or otherwise reduce any other right or obligation of indemnity which would otherwise exist as to any party or person described in this Paragraph 11. Subject to the limits set forth herein, the Contractor, at its own expense, shall satisfy any resulting judgment that may be rendered against any Indemnitee resulting from an Indemnity Claim. The Indemnitees shall be consulted with regard to any proposed settlement.

10.3. **Independent Defense Obligation.** The duty of the Contractor to indemnify and hold harmless the Indemnitees includes the separate and independent duty to defend the Indemnitees, which duty arises immediately upon receipt by Contractor of the tender of any Indemnity Claim from

an Indemnitee. The Contractor's obligation to defend the Indemnitee(s) shall be at Contractor's sole expense, and not be excused because of the Contractor's inability to evaluate liability or because the Contractor evaluates liability and determines that the Contractor is not liable. This duty to defend shall apply whether or not an Indemnity Claim has merit or is meritless, or which involves claims or allegations that any or all of the Indemnitees were actively, passively, or concurrently negligent, or which otherwise asserts that the Indemnitees are responsible, in whole or in part, for any Indemnity Claim. The Contractor shall respond within thirty (30) Calendar Days to the tender of any Indemnity Claim for defense and/or indemnity by an Indemnitee, unless the Indemnitee agrees in writing to an extension of this time. The defense provided to the Indemnitees by Contractor shall be by well qualified, adequately insured and experienced legal counsel acceptable to the City.

10.4. Intent of Parties Regarding Scope of Indemnity. It is the intent of the parties that the Contractor and its Subcontractors of all tiers shall provide the Indemnitees with the broadest defense and indemnity permitted by Applicable Law. In the event that any of the defense, indemnity or hold harmless provisions in the Contract Documents are found to be ambiguous, or in conflict with one another, it is the parties' intent that the broadest and most expansive interpretation in favor of providing defense and/or indemnity to the Indemnitees be given effect.

10.5. Waiver of Indemnity Rights Against Indemnitees. With respect to third party claims against the Contractor, to the fullest extent permitted by law, the Contractor waives any and all rights to any type of express or implied indemnity against the Indemnitees.

10.6. Subcontractor Requirements. In addition to the requirements set forth hereinabove, Contractor shall ensure, by written subcontract agreement, that each of Contractor's Subcontractors of every tier shall protect, defend, indemnify and hold harmless the Indemnitees with respect to Indemnity Claims arising out of, in connection with, or in any way related to each such Subcontractors' Work on the Project in the same manner in which Contractor is required to protect, defend, indemnify and hold the Indemnitees harmless. In the event Contractor fails to obtain such defense and indemnity obligations from others as required herein, Contractor agrees to be fully responsible to the Indemnitees according to the terms of this Paragraph 11.

10.7. No Limitation or Waiver of Rights. Contractor's obligations under this Paragraph 11 are in addition to any other rights or remedies which the Indemnitees may have under the law or under the Contract Documents. Contractor's indemnification and defense obligations set forth in this Paragraph 11 are separate and independent from the insurance provisions set forth in the Contract Documents, and do not limit, in any way, the applicability, scope, or obligations set forth in such insurance provisions. The purchase of insurance by the Contractor with respect to the obligations required herein shall in no event be construed as fulfillment or discharge of such obligations. In any and all claims against the Indemnitees by any employee of the Contractor, any Subcontractor, any supplier of the Contractor or Subcontractors, anyone directly or indirectly employed by any of them, or anyone for whose acts any of them may be liable, the obligations under this Paragraph 11 shall not be limited in any way by any limitation on the amount or type of damages, compensation or benefits payable by or for the Contractor or any Subcontractor or any supplier of either of them, under workers' or workmen's compensation acts, disability benefit acts or other employee benefit acts. Failure of the City to monitor compliance with these requirements imposes no additional obligations on the City and will in no way act as a waiver of any rights hereunder.

10.8. Withholding to Secure Obligations. In the event an Indemnity Claim arises prior to final payment to Contractor, the City may, in its sole discretion, reserve, retain or apply any monies due Contractor for the purpose of resolving such Indemnity Claims; provided, however, the City may

release such funds if the Contractor provides the City with reasonable assurances of protection of the Indemnitees' interests. The City shall, in its sole discretion, determine whether such assurances are reasonable.

10.9. **Survival of Indemnity Obligations.** Contractor's obligations under this Paragraph 11 are binding on Contractor's and its Subcontractors' successors, heirs and assigns and shall survive the completion of the Work or termination of the Contractor's performance of the Work.

11. **SUCCESSORS AND ASSIGNS.** The Parties bind themselves, their heirs, executors, administrators, successors and assigns the covenants, agreements and obligations contained in the Contract Documents. The Contractor shall not, either voluntarily or by action of law, assign any right or obligation of the Contractor under the Contract Documents without prior written consent of the City.

(SIGNATURE PAGE FOLLOWS)

Attachment: Contract Agreement with Vance Corporation (1336 : AUTHORIZATION TO AWARD CONSTRUCTION CONTRACT RECHE VISTA

CITY OF MORENO VALLEY, Municipal Corporation

Vance Corporation

BY: _____
City Manager

License No./
Classification: _____

DATE: _____

Expiration Date: _____

Federal I.D. No.: _____

<u>INTERNAL USE ONLY</u>
APPROVED AS TO LEGAL FORM:

City Attorney

Date
RECOMMENDED FOR APPROVAL:

Public Works Director/City Engineer <i>(if contract exceeds \$15,000)</i>

Date

PRINT NAME: _____

SIGNATURE: _____

TITLE: _____

DATE: _____

PRINT NAME: _____

SIGNATURE: _____

TITLE: _____

DATE: _____

SIGNING INSTRUCTIONS TO THE CONTRACTOR:

Signature(s) must be accompanied by a completed notary certificate of acknowledgement attached hereto. A general partner must sign on behalf of a partnership. **Two (2)** corporate officers must sign on behalf of a corporation unless the corporation has a corporate resolution that allows one person to sign on behalf of the corporation; if applicable, said resolution must be attached hereto. The corporate seal may be affixed hereto.



Report to City Council

TO: Mayor and City Council

FROM: Betsy Adams, Parks & Community Services Director

AGENDA DATE: June 9, 2015

TITLE: AMENDMENT TO TELECOMMUNICATIONS LICENSE AGREEMENT WITH SPRINT PCS ASSETS, LLC., FOR CELL TOWER AT JOHN F. KENNEDY PARK

RECOMMENDED ACTION

Recommendation:

1. Authorize the Mayor to execute an Amendment to the existing Telecommunications License Agreement with Sprint PCS Assets, LLC., on the property known as John F. Kennedy Park; Sprint PCS site number RV62XC902A.

SUMMARY

This report recommends approval of an Amendment to the existing Telecommunications License Agreement with Sprint PCS Assets, LLC., on the property known as John F. Kennedy Park to improve reception for Sprint PCS telecommunication users.

DISCUSSION

On July 17, 2014, the Community and Economic Development Department reviewed and approved Administrative Plot Plan P14-060 as an amendment to the existing telecommunications facility (PA04-0054) located at 15115 Indian Street in the northwest portion of John F. Kennedy Park.

Sprint PCS representatives met with Parks and Community Services staff to review and discuss the requirements for the install of another row of “stealth” antennae on a ball field lighting pole at John F. Kennedy Park currently leased to Sprint PCS. An Amendment to the Telecommunications License Agreement was drafted with the

license fee for the additional antennae. Additional modifications were made to insurance requirements and security bonds.

The proliferation of various personal communication devices makes additional cellular tower facilities necessary to meet consumer demand. Service providers are installing cellular towers in populated areas throughout the Southern California area in order to accommodate this need. The proposed Amendment to the Telecommunications License Agreement with Sprint PCS is for the existing term of the License, which ends November 9, 2034. The License fee will increase by \$100 per month, with the License Fee escalator of three percent (3%) every anniversary of the License, for the term of the License.

Performance and Labor and Material Bonds for construction, as well as a Performance Bond for the removal of all of the Licensee’s improvements and repairing the site to its original state prior to the termination of the License, are required within the Amendment.

ALTERNATIVES

1. Approve the Amendment to the existing Telecommunications License Agreement with Sprint PCS Assets, LLC., on the property known as John F. Kennedy Park to improve reception to Sprint PCS telecommunication users and authorize the Mayor to execute the Amendment to the existing Telecommunications License Agreement
2. Do not approve the Amendment and provide further direction to staff.

FISCAL IMPACT

The proposed agreement will provide revenue to CSD Zone A in additional License Fee Payments of \$1,200 in the first year. The License Fee should increase by three percent (3%) compounded each year thereafter.

<u>Revenue (1st Year)</u>	
Account No. 5011-50-57-35210-463080	\$1,200

NOTIFICATION

Posting of the agenda.

PREPARATION OF STAFF REPORT

Prepared By:
Tony Hetherman
Parks Projects Coordinator

Department Head Approval:
Betsy Adams
Parks and Community Services Director

CITY COUNCIL GOALS

None

ATTACHMENTS

- 1. Amendment Sprint 040910

APPROVALS

Budget Officer Approval	<u>✓ Approved</u>	5/27/15 11:52 AM
City Attorney Approval	<u>✓ Approved</u>	5/28/15 8:48 AM
City Manager Approval	<u>✓ Approved</u>	5/29/15 5:01 PM

**AMENDMENT NO. 1 TO:
SPRINT PCS TELECOMMUNICATIONS LICENSE AGREEMENT
JOHN F. KENNEDY VETERANS MEMORIAL PARK (SITE ID# RV62XC902)**

This Amendment No. 1, effective as of the date signed below by the Mayor of the City of Moreno Valley ("**Effective Date**"), amends a certain Telecommunications License Agreement ("**License**") between Sprint PCS Assets, L.L.C., a Delaware limited liability company ("**Licensee**") and City of Moreno Valley ("**Licensor**"), dated January 4, 2005.

BACKGROUND

Licensor owns the real property hereinafter called "Property." Subject to the following terms and conditions, Licensor licenses to Licensee that portion of Licensor's Property, including all necessary and reasonable access and utility rights for installation, operation, and maintenance of Licensee's equipment, structures, and utilities. Exhibit "B" License, is attached hereto and incorporated by reference into this Amendment.

Licensee desires to modify the terms in Section 6 of the License. Specifically, Licensee desires to add a row of antennae which will physically change the Property.

Licensee and Licensor therefore desire to modify the provisions of the License as provided below.

AMENDMENT

Licensor and Licensee agree as follows:

1. **Modification to the Facilities**

The License is amended to include Exhibit "A", consisting of Conditional Use Permit (CUP), Conditions of Approval (COA), and drawings. Upon full execution of this Amendment, Licensee is permitted to do all work necessary to prepare, maintain and alter the to install, modify or otherwise relocate telecommunications equipment, all as more fully described and shown in the construction drawings.

2. **Expiration or Termination of License**

A. The Amendment will modify the License to provide site modifications requested by Licensee. Licensor will execute, at Licensee's sole cost and expense all documents required by any governmental authority in connection with any development of, or construction on, the Property, including documents necessary to petition the appropriate public bodies for certificates, permits, licenses and other approvals deemed necessary by Licensee to utilize the Property for the purpose of constructing, maintaining and operating communications facilities. Licensor will agree to be named applicant if requested by Licensee. In furtherance of the foregoing, Licensor will appoint Licensee as Licensor's attorney-in-fact to execute all land use applications, permits, licenses and other approvals on Licensor's behalf.

B. If Licensee does not execute documents as listed in section 2a, and

install, construct or add equipment to the Property within one-hundred eighty (180) days of full execution of this Amendment, the Amendment shall be terminated unless the Licensor grants additional time in writing. If Licensee installs equipment, but later removes the equipment, then upon thirty (30) days written notice to Licensor, Licensee may terminate this Amendment. After terminating the Amendment, the terms and conditions of the License as they existed immediately prior to the Effective Date of this Amendment shall be deemed ratified and shall continue in full force and effect. However, the Faithful Performance Bond for facility removal shall remain for the life of the License. Upon termination of this Amendment, Rent shall revert to the amount in effect immediately prior to the Effective Date of this Amendment, plus any rental increases, including annual escalators or rent increases due to other site modifications made by Licensee, which occurred during the period of time between the Effective Date of this Amendment and the termination date of this Amendment. This Amendment is valid for the remaining term of the original License. Upon the expiration of the License, this Amendment shall be terminated.

3. Modification to Rent

In consideration for the revisions contemplated by this Amendment, effective upon the first day of the month following the Effective Date, the monthly rent will be increased by One-Hundred Dollars (\$100.00) per month, payable monthly. Rent shall increase at the rate of 3% each year on the anniversary date of the License, for the remaining term of this Amendment.

4. General Terms and Conditions

- A. All capitalized terms used in this Amendment, unless otherwise defined herein, will have the same meaning as the terms contained in the License.
- B. In case of any inconsistencies between the terms and conditions contained in the License and the terms and conditions contained in this Amendment, the terms and conditions herein will control. Except as set forth below, all provisions of the License are ratified and remain unchanged and in full force and effect.
- C. This Amendment shall be executed in triplicate counterparts, each of which will be deemed an original.
- D. Each of the parties represent and warrant that they have the right, power, legal capacity and authority to enter into and perform their respective obligations under this Amendment.

5. Insurance

- A. Licensee shall maintain in full force and effect, at no expense to Licensor, the following insurance policies:

1. A commercial general liability insurance policy in the minimum amount of one million (\$1,000,000) dollars per occurrence, four million (\$4,000,000) dollars aggregate for death, bodily injury, personal injury, or property damage;
2. Auto Liability insurance endorsed for "any auto" with limits of liability of not less than \$1,000,000 per accident for bodily injury and property damage;
3. Employer's Liability insurance with limits of liability of not less than \$1,000,000, each accident; \$1,000,000 disease each employee; and \$1,000,000 disease policy limit

B. The insurance coverage required of the Licensee by section 5a, above shall also meet the following requirements:

1. The insurance shall be primary with respect to any insurance or coverage maintained by Licensor, as relates to Licensee's operations, and shall not call upon Licensor insurance or coverage for any contribution but only to the extent caused by Licensee, its agents or contractors.
2. The insurance policies shall include contractual liability and personal injury;
3. The insurance policies shall include the City of Moreno Valley, the Moreno Valley Housing Authority, and the Moreno Valley Community Services District (CSD), its officers, agents, employees, and volunteers, as additional insureds under the policies; and shall bear an endorsement or provision substantially containing the following provisions:

"Moreno Valley Community Services District (CSD), the City of Moreno Valley (City), the Moreno Valley Housing Authority, and their officers, officials, employees, agents, and volunteers are additional insureds as respects to General Liability and Auto Liability insurance. This insurance is primary, and our obligations are not affected by any other insurance carried by such additional insured whether primary, excess, contingent, or on any other basis. Waiver of subrogation for Workers' Compensation and Employer's Liability insurance as respects to the Moreno Valley Community Services District (CSD), the City of Moreno Valley (City), the Moreno Valley Housing Authority and each of their officers, officials, employees, agents, and volunteers."

- A. For the Commercial General Liability coverage, said parties shall be named as additional insureds utilizing either:
 1. Insurance Services Office ("ISO") Additional Insured endorsement CG 20 10 (04/13); or
 2. Substitute endorsements providing equivalent coverage, approved by the City.
- B. The endorsements shall be signed by a person authorized by the insurer to bind coverage on its behalf. The coverage shall contain no special limitations on the scope of protection afforded to such additional insureds. Coverage for such additional insureds does not extend to liability to the extent prohibited by Insurance Code Section 11580.4.

Attachment: Amendment Sprint 040910 (1255 : AMENDMENT TO TELECOMMUNICATIONS LICENSE AGREEMENT)

- C. All policies of insurance required by the Contract Documents shall include or be endorsed to provide a waiver by the insurers of any rights of recovery or subrogation that the insurers may have at any time against the *“Moreno Valley Community Services District (CSD), the City of Moreno Valley (City), the Moreno Valley Housing Authority, and their officers, officials, employees, agents, and volunteers.”*
 - D. All policies and endorsements shall stipulate that the Licensee’s (and its Subcontractors’) insurance coverage shall be primary and noncontributory insurance as respects the *“Moreno Valley Community Services District (CSD), the City of Moreno Valley (City), the Moreno Valley Housing Authority, and their officers, officials, employees, agents, and volunteers,”* and shall be excess of the Licensee’s (and its Subcontractors’) insurance and shall not contribute with it. For the primary and noncontributory coverage, said parties shall be named as additional insureds utilizing either:
 - 1. Insurance Services Office (“ISO”) Additional Insured endorsement CG 20 10 (01/13); or
 - 2. Substitute endorsements providing equivalent coverage, approved by the City.
 - E. Coverage shall state that the Licensee’s (and its Subcontractors’) insurance shall apply separately to each insured or additional insured against whom claim is made or suit is brought, except with respect to the limits of the insurer’s liability. Coverage shall apply to any claim or suit brought by an additional insured against a named insured or other insured.
4. Licensee shall provide to Licensor’s Attorney, (a) Certificates of Insurance evidencing the insurance coverage required herein, and (b) specific endorsements or blanket additional insured endorsements naming Licensor, its officers, employees, agents, and volunteers, as additional insureds under the policies;
 5. The insurance policies shall provide that the insurance carrier shall not cancel or terminate said insurance policies, except upon thirty (30) days written notice to Licensor’s Attorney (ten (10) days’ notice shall apply to non-payment).
 6. If the insurance is written on a Claims Made Form, then, following termination of this License, said insurance coverage shall survive for a period of not less than five (5) years;
 7. The insurance policies shall provide for a retroactive date of the placement of Licensee’s Facilities coinciding with the effective date of this License;
 8. The insurance shall be reasonably approved as to form and sufficiency by the Licensor’s Attorney.
- C. If Licensee employs any person, Licensee shall maintain worker’s compensation and employer’s liability insurance, as required by the State Labor Code and other applicable laws and regulations.

Attachment: Amendment Sprint 040910 (1255 : AMENDMENT TO TELECOMMUNICATIONS LICENSE AGREEMENT)

6. Bonds

Licensee shall provide and maintain in effect three (3) good and sufficient Surety Bonds as follows:

The first bond shall be a "Faithful Performance Bond" which shall be in an amount of **ONE HUNDRED THOUSAND DOLLARS (\$100,000)** and shall guarantee the faithful performance of all work related to the removal of the Licensee's Facilities upon termination of the License. The Faithful Performance Bond for facility removal shall be required to be kept in place during the entire term of the License.

The second bond shall be a "Faithful Performance Bond" which shall be in an amount of **FIFTY THOUSAND DOLLARS (\$50,000)** and shall guarantee the faithful performance of all the work related to the construction of the Licensee's Facilities as required herein.

The third bond shall be a "Labor and Materials Payment Bond" which shall be in an amount of **FIFTY THOUSAND DOLLARS (\$50,000)** and shall secure the payment of the claims of labor, mechanics, or materialmen pursuant to Section 3115 and 3143 of the Civil Code for all work related to the installation of Licensee's Facilities.

The 'construction related' "Faithful Performance Bond" and the "Labor and Materials Bond" shall be kept in place until such time as Licensor approves in writing the final installation of the Licensee's Facilities, which approval shall not be unreasonably withheld, conditioned or delayed. Upon such approval from Licensor, the 'construction related' Faithful Performance Bond and the Labor and Materials Payment Bond may be terminated. All bonds shall be Licensor approved, prior to the issuance of building permits, which approval shall not be unreasonably withheld, conditioned or delayed.

Surety Bonds may be substituted in part or all with cash deposits.

7. Miscellaneous

- A. Severability. If any provision of the Amendment is invalid or unenforceable with respect to any party, the remainder of this License or the application of such provision to persons other than those as to whom it is held invalid or unenforceable, shall not be affected and each provision of this License shall be valid and enforceable to the fullest extent permitted by law.
- B. Notices. Any notice or demand required to be given herein shall be made by certified or registered mail, return receipt requested, or reliable overnight mail to the address of the respective parties set forth below:

City:
Director
City of Moreno Valley
Parks and Community Services
14075 Frederick Street
Moreno Valley, CA 92553

Licensee:
Sprint Property Services
6931 Sprint Parkway
Mailstop: KSOPHT0101-Z2650
Overland, KS 66251-2650
Attn: Site Development Manager/
Orange County and Inland Empire

A copy to be sent to:
City Manager
City of Moreno Valley
14177 Frederick Street
Moreno Valley, CA 92552-0805

With a copy to:
Sprint Law Department
Attn: Real Estate Attorney
6391 Sprint Parkway
Mailstop: KSOPHT0101-Z2650
Overland Park, KS 66251-2650

*****SIGNATURES ON FOLLOWING PAGE*****

Attachment: Amendment Sprint 040910 (1255 : AMENDMENT TO TELECOMMUNICATIONS LICENSE AGREEMENT)

IN WITNESS WHEREOF, Licensor and Licensee have executed this Telecommunications License Amendment as of the date and year signed by Licensor.

Licensor:

City of Moreno Valley

Licensee:

Sprint PCS Assets, LLC A Delaware Limited Liability Company

BY: _____
Mayor

BY:  _____
Joyce Macy,

DATE: _____

TITLE: Site Development Manager

DATE: 4/30/15 _____

ATTEST:

City Clerk

BY: _____

TITLE: _____

APPROVED AS TO LEGAL FORM:

DATE: _____

City Attorney

DATE: _____

SIGNING INSTRUCTIONS TO LICENSEE:

Signature(s) must be accompanied by a completed notary certificate of acknowledgement attached hereto. A general partner must sign on behalf of a partnership. **Two (2)** corporate officers must sign on behalf of a corporation unless the corporation has a corporate resolution that allows one person to sign on behalf of the corporation; if applicable, said resolution must be attached hereto. The corporate seal may be affixed hereto.

- Enclosures: Exhibit "A" – Conditional Use Permit, Conditions of Approval, and Drawings
- Exhibit "B" – License with Sprint PCS
- Exhibit "C" – Bond Forms

CALIFORNIA ALL-PURPOSE ACKNOWLEDGMENT

CIVIL CODE § 1189


A notary public or other officer completing this certificate verifies only the identity of the individual who signed the document to which this certificate is attached, and not the truthfulness, accuracy, or validity of that document.

State of California)
County of Orange)
On April 30, 2015 before me, Josephine Ling Young, Notary Public.
Date Here Insert Name and Title of the Officer
personally appeared Joyce Ann Macy
Name(s) of Signer(s)

who proved to me on the basis of satisfactory evidence to be the person(s) whose name(s) is/are subscribed to the within instrument and acknowledged to me that he/she/they executed the same in his/her/their authorized capacity(ies), and that by his/her/their signature(s) on the instrument the person(s), or the entity upon behalf of which the person(s) acted, executed the instrument.

I certify under PENALTY OF PERJURY under the laws of the State of California that the foregoing paragraph is true and correct.

WITNESS my hand and official seal.



Signature [Signature]
Signature of Notary Public

Place Notary Seal Above

OPTIONAL

Though this section is optional, completing this information can deter alteration of the document or fraudulent reattachment of this form to an unintended document.

Description of Attached Document

Title or Type of Document: Amendment No. 1 Document Date:
Number of Pages: Signer(s) Other Than Named Above:

Capacity(ies) Claimed by Signer(s)

Signer's Name:
Corporate Officer - Title(s):
Partner - Limited General
Individual Attorney in Fact
Trustee Guardian or Conservator
Other:
Signer Is Representing:

Signer's Name:
Corporate Officer - Title(s):
Partner - Limited General
Individual Attorney in Fact
Trustee Guardian or Conservator
Other:
Signer Is Representing:

Attachment: Amendment Sprint 040910 (1255 : AMENDMENT TO TELECOMMUNICATIONS LICENSE AGREEMENT)




EXHIBIT A
Community & Economic Development Department
Planning Division

14177 Frederick Street
 P. O. Box 88005
 Moreno Valley CA 92552-0805
 Telephone: 951.413-3206
 FAX: 951.413-3210

July 17, 2014

Sprint
 330 Commerce, Suite 100
 Irvine, CA 92602

Re: P14-060 – Administrative Plot Plan approval to add three antennas, 3 RRUs, and equipment cabinet within in the existing lease area on an existing light standard at JFK Park, located at 15115 Indian Street, Moreno Valley, CA 92551

Attached are the approved site plans, and elevations of the cell tower for the existing communication facility on an existing light standard at JFK Park. The Community Development Department of the City of Moreno Valley approved this project on July 17, 2014 subject to the attached Conditions of Approval. This approval is final unless an appeal is filed with the Community Development Director within (15) calendar days of the approval date. If an appeal is not filed, this conditionally-approved project will expire July 17, 2017 unless extended as provided by City Ordinance.

If you have any questions, please contact the Planning Division at (951) 413-3206.

Sincerely,

Summer Looy
 Permit Technician

Chris Ormsby, AICP
 Interim Planning Official

Attachments: Site plan, elevations, and Conditions of Approval

Cc: Cortel, LLC, Kevin Manning, 35441 Stockton Street, Beaumont, CA 92223, Tony Hetherman, Parks and Recreation Department

Attachment: Amendment Sprint 040910 (1255 : AMENDMENT TO TELECOMMUNICATIONS LICENSE AGREEMENT)

EXHIBIT A

**CITY OF MORENO VALLEY
 PLANNING DIVISION
 FINAL CONDITIONS OF APPROVAL FOR P14-060
 ADMINISTRATIVE PLOT PLAN TO ADD THREE PANEL ANTENNAS AND THREE
 RRUs TO EXISTING CELL SITE ON LIGHT STANDARD AT JFK PARK
 SPRINT COMMUNICATIONS FACILITY LOCATED AT
 15115 INDIAN STREET
 ASSESSOR'S PARCEL NUMBER: 485-042-028**

APPROVAL DATE: July 17, 2014
EXPIRATION DATE: July 17, 2017

This set of conditions shall include conditions from:

- Planning (P), including Building and Safety (B)**
- Fire Division (F)**
- Parks and Community Services (PC)**

Note: All Special conditions are in bold lettering. All other conditions are standard to all or most development projects.

COMMUNITY & ECONOMIC DEVELOPMENT DEPARTMENT

Planning Division

- P1. Administrative Plot Plan P14-060 is an amendment to the existing telecommunications facility (PA04-0054) located at 15115 Indian Street in the northwest portion of the existing City of Moreno Valley Park (JFK Park) adjacent to the baseball fields on an existing light pole. The upgrade includes the addition of three new antennae, three RRUs on the existing light standard, and an additional equipment cabinet within existing lease area.**
- P2. The antennas and RRUs and hardware attached to the monopole shall be painted to match the existing monopole.**
- P3. There shall be no physical change to the existing monopole facility except the antennae and RRU additions as described in this approval. Additional changes or modifications shall require separate approval.**

Timing Mechanisms for Conditions (see abbreviation at beginning of affected condition):

R - Map Recordation	GP - Grading Permits	CO - Certificate of Occupancy or building final
WP - Water Improvement Plans	BP - Building Permits	P - Any permit

Governing Document (see abbreviation at the end of the affected condition):

GP - General Plan	MC - Municipal Code	CEQA - California Environmental Quality Act
-------------------	---------------------	---

Attachment: Amendment Sprint 040910 (1255 : AMENDMENT TO TELECOMMUNICATIONS LICENSE AGREEMENT)

**PLANNING DIVISION
FINAL CONDITIONS OF APPROVAL FOR P14-060
ADMINISTRATIVE PLOT PLAN
PAGE 2**

Ord - Ordinance
Res - Resolution

DG - Design Guidelines
UBC - Uniform Fire Code
SBM - Subdivision Map Act

Ldscp - Landscape Requirements
UBC - Uniform Building Code

- P4. The antenna array shall not extend beyond the lease area and any other equipment associated with the telecommunications facility shall be placed within the enclosure.
- P5. There shall be no signage or graphics affixed to the equipment, equipment building or fence except for public safety warnings.
- P6. All proposed ancillary equipment shall be placed within the confines of the equipment area. No barbed or razor wire fencing shall be used for the facility.
- P7. A generator is not approved with this application and will require a separate application and approval.
- P8. At such time as the facility ceases to operate, the facility shall be removed. The removal shall occur within 90-days of the cessation of the use. The Conditional Use Permit may be revoked in accordance with provisions of the Municipal Code. (MC 9.02.260)
- P9. This approval shall comply with all applicable requirements of the City of Moreno Valley Municipal Code.
- P10. This approval shall expire three (3) years after the approval date of Amended Conditional Use Permit PA12-0037 unless used or extended as provided for by the City of Moreno Valley Municipal Code; otherwise it shall become null and void and of no effect whatsoever. Use means the beginning of substantial construction contemplated by this approval within the three-year period, which is thereafter pursued to completion, or the beginning of substantial utilization contemplated by this approval. (MC 9.02.230)
- P11. All landscaped areas shall be maintained in a healthy and thriving condition, free from weeds, trash and debris by the developer or the developer's successor-in-interest. (MC 9.02.030)
- P12. The site shall be developed in accordance with the approved plans on file in the Community & Economic Development Department - Planning Division, the Municipal Code regulations, the Landscape Requirements, the General Plan, and the conditions contained herein. Prior to any use of the project site or business activity being commenced thereon, all Conditions of Approval shall be completed to the satisfaction of the City Planning Official or designee. (MC 9.14.020, Ldscp)

**PLANNING DIVISION
FINAL CONDITIONS OF APPROVAL FOR P14-060
ADMINISTRATIVE PLOT PLAN
PAGE 3**

- P13. (BP) Prior to issuance of building permits, the applicant shall obtain a Land Use Clearance stamp from the Community & Economic Development Department – Planning Division on the final plan check set.
- P14. (CO) Prior to issuance of a building final, the applicant shall contact the Planning Division for a final inspection.

Building and Safety Division

- B1. The above project shall comply with the current California Codes (CBC, CEC, CMC and the CPC) as well as city ordinances. All new projects shall provide a soils report as well. Plans shall be submitted to the Building and Safety Division as a separate submittal. The 2010 edition of the California Codes became effective for all permits issued after January 1, 2011.

COMMERCIAL, INDUSTRIAL, MULTI-FAMILY PROJECTS INCLUDING CONDOMINIUMS, TOWNHOMES, DUPLEXES AND TRIPLEX BUILDINGS REQUIRE THE FOLLOWING.

- B2. Prior to final inspection, all plans will be placed on a CD Rom for reference and verification. Plans will include “as built” plans, revisions and changes. The CD will also include Title 24 energy calculations, structural calculations and all other pertinent information. It will be the responsibility of the developer and or the building or property owner(s) to bear all costs required for this process. The CD will be presented to the Building and Safety Division for review prior to final inspection and building occupancy. The CD will become the property of the Moreno Valley Building and Safety Division at that time. In addition, a site plan showing the path of travel from public right of way and building to building access with elevations will be required.
- B3. (BP) Prior to the issuance of a building permit, the applicant shall submit a properly completed “Waste Management Plan” (WMP), as required, to the Compliance Official (Building Official) as a portion of the building or demolition permit process.

FIRE PREVENTION BUREAU

- 1. The following Standard Conditions shall apply.**

Standard Conditions:

With respect to the conditions of approval for the above referenced (P14-060), the following fire protection measures shall be provided in accordance with Moreno Valley City Ordinance’s and/or recognized fire protection standards:

**PLANNING DIVISION
FINAL CONDITIONS OF APPROVAL FOR P14-060
ADMINISTRATIVE PLOT PLAN
PAGE 4**

- F1. Final fire and life safety conditions will be addressed when the Fire Prevention Bureau reviews building plans. These conditions will be based on occupancy and use as specified in the California Building Code (CBC), California Fire Code (CFC), Moreno Valley Municipal Code and related codes which are in force at the time of building plan submittal.
- F2. Prior to construction and issuance of Building Permits, fire lanes and fire apparatus access roads shall have an unobstructed width of not less than twenty-four (24) feet as approved by the Fire Prevention Bureau and an unobstructed vertical clearance of not less the thirteen (13) feet six (6) inches. (CFC 503.2.1 and MVMC 8.36.060[E])
- F3. Prior to construction, "private" driveways over 150 feet in length shall have a turn-around as determined by the Fire Prevention Bureau capable of accommodating fire apparatus. Driveway grades shall not exceed 12 percent. (CFC 503 and MVMC 8.36.060, CFC 501.4)
- F4. Prior to issuance of building permit applicant shall provide written verification that the system they will be installing will not interfere with Fire or Police Communication System.
- F5. Anytime after installation, any interruption of Fire, Police or other public emergency Communication System due to the purveyor's system, the purveyor shall cease to operate site until corrections can be made to purveyor's system.
- F6. Prior to the issuance of a Certificate of Occupancy or building final, the developer/applicant shall be responsible for obtaining permits for the storage of combustible liquids, flammable liquids or any other hazardous materials from both the County Health department and Fire Prevention Bureau. (CFC 105)
- F7. Prior to issuance of a Certificate of Occupancy or Building Final, a "Knox Box Rapid Entry System" shall be provided. The Knox-Box shall be installed in an accessible location approved by the Fire Chief. Knox box may be installed on the exterior gate. (CFC 506.1)

PARKS & COMMUNITY SERVICES

- PCS1. All equipment utilized for telecommunications equipment shall be reviewed and approved by Parks and Community Services, Planning, Land Development, Fire Services, and Building and Safety Division prior to approval and issuance of any permits. Parks and Community Services require submittals on all materials and shop drawings on all fabrication, prior to obtaining these products. Add materials

**PLANNING DIVISION
FINAL CONDITIONS OF APPROVAL FOR P14-060
ADMINISTRATIVE PLOT PLAN
PAGE 5**

shall comply with the most recent (at time of construction) Parks and Community Services Park Specifications, Telecommunication Site Specifications, City Standard Plans, applicable building codes, and "Greenbook" for Public Works Projects.

- PCS2. At the end of the agreed-upon License or License termination from applicant, abandonment, or violation of contract, the Applicant is required to restore the site to its original condition. The Applicant shall remove the items at no cost to the City. Security shall be provided by Licensee for removal of Licensee's facilities, as approved by the City, prior to the issuance of any permits for Licensee's modifications and/or approval of Amendment.
- PCS3. Bonds shall be required for Labor and Materials; Performance; and Removal of Facilities.
- PCS4. A City required License Amendment shall be completed and approved prior to permit issuance and commencement of work. The applicant shall provide a deposit to reimburse Park and Community Services staff time in preparation of the Amendment and all related document processing. If the deposit is exhausted, the applicant shall provide additional funds to reimburse staff time. Unused deposit monies will be returned to the applicant after the Amendment is executed.
- PCS5. All work proposed by the applicant requires a City of Moreno Valley Building Permit. Prior to issuance of any Building Permits all plans must be reviewed and approved by Parks and Community Services and the Planning Division.
- PCS6. All new conduit that requires hardscape removal, shall be reinstalled to its original state or better. All conduit shall be labeled with detectable warning tape. All conduit shall be embedded in a red colored two-sack slurry, with a minimum of four-inch encasement on the top and sides.
- PCS7. Damage to hardscape and/or plant material shall be replaced with like items by the applicant, prior to any inspections and permit final. The specific variety of plant material to be determined by Parks and Community Services. Turf shall be replaced with sodded turf (type per City).
- PCS8. The Applicant is responsible for all Parks and Community Services Plan Checking and Inspection Fees per the Fee Schedule. These fees shall be paid prior to approval of any construction drawings and building permits.
- PCS9. Licensee shall provide as-builts in PDF format, prior to final approval.



PLANNING APPROVAL
 Administrative
 Planning Commission
 City Council
 Case No. P14-0160
 By: [Signature]
7/17/14

PROJECT: 2.5 EQUIPMENT DEPLOYMENT
 SITE NAME: JFK PARK
 SITE CASCADE: RV62XC902
 SITE ADDRESS: 15115 INDIAN STREET
 MORENO VALLEY, CA 92552
 SITE TYPE: LIGHT STANDARD

PLANS PREPARED FOR:

 6580 Sprint Parkway
 Overland Park, Kansas 66251

PLANS PREPARED BY:

CONNELL DESIGN GROUP, LLC
 CONSULTING CIVIL ENGINEERS
 2445 Anchor Point Blvd. Suite 1000, Fremont, CA 94538
 (925) 733-8887 OFFICE • (415) 733-8822 FAX

EQUIPMENT MANUFACTURER:

CONSULTANT:

Cortel, LLC
 14421 Arroyo Verde
 San Diego, CA 92127

SITE INFORMATION

PROPERTY OWNER:
 CITY OF MORENO VALLEY
 14177 FREDERICK STREET
 MORENO VALLEY, CA 92552
 CONTACT: GLOIN JAMES - SUAREZ
 PHONE: (760) 586-0489

LATITUDE (NAD83):
 33° 54' 7.7668" N
 33.902158

LONGITUDE (NAD83):
 117° 31' 27.0012" W
 -117.236361

COUNTY:
 RIVERSIDE COUNTY

ZONING JURISDICTION:
 CITY OF MORENO VALLEY

ZONING DISTRICT:
 DS

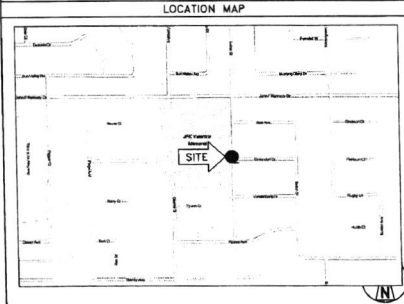
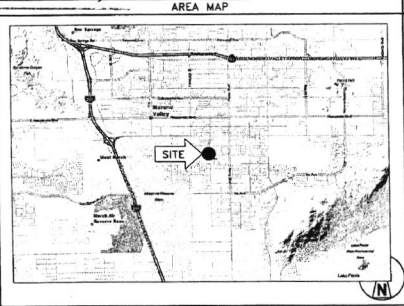
APN:
 485-042-028

POWER COMPANY:
 SOUTHERN CALIFORNIA EDISON

AAV PROVIDER:
 TIME WARNER CABLE
 FERNANDO CORDERO
 PHONE: (951) 547-3863
 EMAIL: FERNANDO.CORDERO@TWCABLE.COM

SPRINT AGENT:
 DANIEL DAVIS
 PHONE: (702) 501-4111
 daniel.davis@sprint.com

SPRINT CM:
 DAVE MURRAY
 PHONE: 714-817-9210
 dave.murray@sprint.com



PROJECT DESCRIPTION

- INSTALL (3) NEW 2500MHz PANEL ANTENNAS ON AN (E) (E) LIGHT STANDARD
- INSTALL (3) NEW 2500MHz RRUS ON AN (E) LIGHT STANDARD
- INSTALL (1) NEW FIBER CABLES
- INSTALL (1) NEW 9928 GROWTH CABINET
- INSTALL (4) (N) BATTERIES WITHIN THE (E) BATTERY CABINET

APPLICABLE CODES

ALL WORK AND MATERIALS SHALL BE PERFORMED AND INSTALLED IN ACCORDANCE WITH THE CURRENT EDITIONS OF THE FOLLOWING CODES AS ADOPTED BY THE LOCAL GOVERNING AUTHORITIES. NOTHING IN THESE PLANS IS TO BE CONSTRUED TO PERMIT WORK NOT CONFORMING TO THESE CODES:

- 2013 CALIF. ADMINISTRATIVE CODE (INCL. TITLES 24 & 25)
- 2013 CALIFORNIA BUILDING CODES
- 2013 CALIFORNIA ELECTRICAL CODES
- 2013 CALIFORNIA MECHANICAL CODES
- 2013 CALIFORNIA PLUMBING CODES
- 2013 CALIFORNIA FIRE CODES
- 2013 CALIFORNIA ENERGY CODES
- TIA-222-G STANDARD
- LOCAL BUILDING CODES
- CITY/COUNTY ORDINANCES

DRAWING INDEX

SHEET NO.	SHEET TITLE
T-1	TITLE SHEET & PROJECT DATA
SP-1	SPRINT SPECIFICATIONS
SP-2	SPRINT SPECIFICATIONS
A-1	SITE PLAN
A-2	EQUIPMENT, ANTENNA LAYOUTS & DETAIL
A-3	SOUTH ELEVATIONS
A-3.1	NORTH ELEVATIONS
A-4	EQUIPMENT DETAILS
A-5	RRU CABLE MARKING LOCATIONS DIAGRAM
E-1	GRND PLAN AND DETAILS



THESE DOCUMENTS ARE CONFIDENTIAL AND ARE THE SOLE PROPERTY OF SPRINT AND MAY NOT BE REPRODUCED, DISSEMINATED OR REDISTRIBUTED WITHOUT THE EXPRESS WRITTEN CONSENT OF SPRINT.

REVISIONS

DESCRIPTION	DATE	BY	REV
808 CD's	05/07/14	JK	1
1008 CD'S	09/26/14	JCS	1

SITE NAME: **JFK PARK**

SITE CASCADE: **RV62XC902**

SITE ADDRESS: **15115 INDIAN STREET
 MORENO VALLEY, CA 92552**

SHEET DESCRIPTION: **TITLE SHEET**

SHEET NUMBER: **T-1**



11/11/14 03:20:14

THESE OUTLINE SPECIFICATIONS IN CONJUNCTION WITH THE SPRINT STANDARD CONSTRUCTION SPECIFICATIONS, INCLUDING CONTRACT DOCUMENTS AND THE CONSTRUCTION DRAWINGS DESCRIBE THE WORK TO BE PERFORMED BY THE CONTRACTOR.

CONTRACTOR SUPPLIED:
 SUPPLIER WILL SUPPLY ALL MINOR MATERIALS NECESSARY FOR PERFORMANCE OF SERVICES. MINOR MATERIALS INCLUDE, BUT ARE NOT LIMITED TO, THE FOLLOWING ("MINOR MATERIALS"):
 A. CONDUIT IN LENGTHS LESS THAN OR EQUAL TO 5 FEET;
 B. WIRE;
 C. BREAKERS;
 D. GROUNDING CABLE;
 E. ANTENNA AND LINE INSTALLATION HARDWARE;
 F. CONDUIT CLAMPS;
 G. CONDUIT CONNECTORS;
 H. WEATHERPROOFING MATERIALS;
 I. GROUNDING KITS;
 J. HOISTING CRIPS;
 K. SNAP-IN HANGERS WITH GRGMENTS;
 L. BUTTERFLY HANGER KITS;
 M. COAX BLOCKS AND HARDWARE;
 N. ANGLE ADAPTERS, U BOLTS, AND OTHER MISCELLANEOUS HARDWARE;
 O. CROSSEVER PLATES;
 P. RET CABLES;
 Q. PIPE MOUNTS, PIPE TO PIPE MOUNTS;
 R. ICE BRIDGES IN LENGTHS LESS THAN OR EQUAL TO 5 FEET;
 S. LIQUID TIGHTS;
 T. COMMON CONSUMABLES, INCLUDING BUT NOT LIMITED TO TAPES, SOLVENTS, ADHESIVES, LUGS, NUTS, BOLTS, WASHERS, ETC. AND
 U. SUCH OTHER MINOR MATERIALS NOT SPECIFICALLY MENTIONED IN THIS SECTION BUT WHICH ARE REASONABLY NECESSARY TO COMPLETE THE SERVICES.

SPRINT SUPPLIED:
 A. BRU'S;
 B. BATTERY CABINETS;
 C. MMBS CABINETS;
 D. BRUS;
 E. RETS;
 F. ANTENNAS AND BRACKETS;
 G. HFCS;
 H. BATTERIES;
 I. JUMPERS; AND
 J. ANY OEM SPECIFIC EQUIPMENT (CARD, SHELF, OR CABINET) THAT NEEDS TO BE INSTALLED OR NEXT TO MMBS.

SECTION 01 100 - SCOPE OF WORK
 THE WORK SHALL COMPLY WITH APPLICABLE NATIONAL CODES AND STANDARDS, LATEST EDITION, AND PORTIONS THEREOF.

PRECEDENCE:
 SHOULD CONFLICTS OCCUR BETWEEN THE STANDARD CONSTRUCTION SPECIFICATIONS FOR WIRELESS SITES INCLUDING THE STANDARD CONSTRUCTION DETAILS FOR WIRELESS SITES AND THE CONSTRUCTION DRAWINGS, INFORMATION ON THE CONSTRUCTION DRAWINGS SHALL TAKE PRECEDENCE.

SITE FAMILIARITY:
 CONTRACTOR SHALL BE RESPONSIBLE FOR FAMILIARIZING HIMSELF WITH ALL CONTRACT DOCUMENTS, FIELD CONDITIONS AND DIMENSIONS PRIOR TO PROCEEDING WITH CONSTRUCTION.

ON-SITE SUPERVISION:
 THE CONTRACTOR SHALL SUPERVISE AND DIRECT THE WORK AND SHALL BE RESPONSIBLE FOR CONSTRUCTION MEANS, METHODS, TECHNIQUES, SEQUENCES, AND PROCEDURES IN ACCORDANCE WITH THE CONTRACT DOCUMENTS.

DRAWINGS, SPECIFICATIONS AND DETAILS REQUIRED AT JOBSITE:
 THE CONTRACTOR SHALL MAINTAIN A FULL SET OF THE CONSTRUCTION DRAWINGS AT THE JOBSITE FROM MOBILIZATION THROUGH CONSTRUCTION COMPLETION.

A. DETAILS ARE INTENDED TO SHOW DESIGN INTENT. PROVIDE ALL MATERIALS AND LABOR AS REQUIRED TO PROVIDE A COMPLETE AND FUNCTIONING SYSTEM. MODIFICATIONS MAY BE REQUIRED TO SUIT JOB DIMENSIONS OR CONDITIONS, AND SUCH MODIFICATIONS SHALL BE INCLUDED AS PART OF THE WORK.

B. CONTRACTOR SHALL NOTIFY SPRINT CONSTRUCTION MANAGER OF ANY VARIATIONS PRIOR TO PROCEEDING WITH THE WORK. DIMENSIONS SHOWN ARE TO FINISH SURFACES UNLESS NOTED OTHERWISE. MODIFICATIONS MAY BE REQUIRED TO SUIT JOB DIMENSIONS OR CONDITIONS, AND SUCH MODIFICATIONS SHALL BE INCLUDED AS PART OF THE WORK.

C. MARK THE FIELD SET OF DRAWINGS IN RED, DOCUMENTING ANY CHANGES FROM THE CONSTRUCTION DOCUMENTS.

METHODS OF PROCEDURE (MOPS) FOR CONSTRUCTION:
 CONTRACTOR SHALL PERFORM WORK AS DESCRIBED IN THE FOLLOWING INSTALLATION AND COMMISSIONING MOPS:
 A. TOP HAT
 B. HOW TO INSTALL A NEW CABINET
 C. BASE BAND UNIT IN EXISTING UNIT
 D. INSTALLATION OF BATTERIES
 E. INSTALLATION OF HYBRID CABLE
 F. INSTALLATION OF RRU'S
 G. CABLING
 H. TS-0200 REV 4 - ANTENNA LINE ACCEPTANCE STANDARDS
 I. SPRINT CELL SITE ENGINEERING NOTICE - EN 2012-001, REV 1.
 J. COMMISSIONING MOPS

SECTION 01 200 - COMPANY FURNISHED MATERIAL AND EQUIPMENT
 CONTRACTOR IS RESPONSIBLE FOR SPRINT PROVIDED MATERIAL AND EQUIPMENT TO ENSURE IT IS PROTECTED AND HANDLED PROPERLY THROUGHOUT THE CONSTRUCTION DURATION.

CONTRACTOR RESPONSIBLE FOR RECEIPT OF SPRINT FURNISHED EQUIPMENT AT CELL SITE OR CONTRACTORS LOCATION. CONTRACTOR TO COMPLETE SHIPPING AND RECEIPT DOCUMENTATION IN ACCORDANCE WITH COMPANY PRACTICE.

SECTION 01 300 - CELL SITE CONSTRUCTION
 NOTICE TO PROCEED:
 NO WORK SHALL COMMENCE PRIOR TO COMPANY'S WRITTEN NOTICE TO PROCEED AND THE ISSUANCE OF WORK ORDER.

SITE CLEANLINESS:
 CONTRACTOR SHALL KEEP THE SITE FREE FROM ACCUMULATING WASTE MATERIAL, DEBRIS, AND TRASH. AT THE COMPLETION OF THE WORK, CONTRACTOR SHALL REMOVE FROM THE SITE ALL REMAINING RUBBISH, IMPLEMENTS, TEMPORARY FACILITIES, AND SURPLUS MATERIALS.

SECTION 01 400 - SUBMITTALS & TESTS
ALTERNATES:
 AT THE COMPANY'S REQUEST, ANY ALTERNATIVES TO THE MATERIALS OR METHODS SPECIFIED SHALL BE SUBMITTED TO SPRINTS CONSTRUCTION MANAGER FOR APPROVAL. SPRINT WILL REVIEW AND APPROVE ONLY THOSE REQUESTS MADE IN WRITING. NO VERBAL APPROVALS WILL BE CONSIDERED.

TESTS AND INSPECTIONS:
 A. THE CONTRACTOR SHALL BE RESPONSIBLE FOR ALL CONSTRUCTION TESTS, INSPECTIONS AND PROJECT DOCUMENTATION.
 B. CONTRACTOR SHALL ACCOMPLISH TESTING INCLUDING BUT NOT LIMITED TO THE FOLLOWING:
 1. COAX SWEEPS AND FIBER TESTS PER TS-0200 REV 4 ANTENNA LINE ACCEPTANCE STANDARDS
 2. AZEL, AZIMUTH AND DOWNTILT PROVIDE AN AUTOMATED REPORT UPLOADED TO SITERA USING A COMMERCIAL MADE-FOR-PURPOSE ELECTRONIC ANTENNA ALIGNMENT TOOL (AAT). INSTALLED AZIMUTH, CENTERLINE AND DOWNTILT MUST CONFORM WITH RF CONFIGURATION DATA.
 3. CONTRACTOR SHALL BE RESPONSIBLE FOR ANY AND ALL CORRECTIONS TO ANY WORK IDENTIFIED AS UNACCEPTABLE IN SITE INSPECTION ACTIVITIES AND/OR AS A RESULT OF TESTING.
 4. ALL TESTING REQUIRED BY APPLICABLE INSTALLATION MOPS.
 C. REQUIRED CLOSETOUT DOCUMENTATION INCLUDES, BUT IS NOT LIMITED TO THE FOLLOWING:
 1. AZIMUTH, DOWNTILT, AZEL FROM SUNSHOT INSTRUMENTS - ANTENNALIGN ALIGNMENT TOOL (AAT)
 2. SWEEP AND FIBER TESTS
 3. SCANNABLE BARCODE PHOTOGRAPHS OF TOWER TOP AND INACCESSIBLE SERIALIZED EQUIPMENT
 4. ALL AVAILABLE JURISDICTIONAL INFORMATION
 5. PDF SCAN OF REDLINES PRODUCED IN FIELD
 6. A PDF SCAN OF REDLINE MARK-UPS SUITABLE FOR USE IN ELECTRONIC AS-BUILT DRAWING PRODUCTION
 7. LIEN WAIVERS
 8. FINAL PAYMENT APPLICATION
 9. REQUIRED FINAL CONSTRUCTION PHOTOS
 10. CONSTRUCTION AND COMMISSIONING CHECKLIST COMPLETE WITH NO DEFICIENT ITEMS
 11. ALL POST NTP TASKS INCLUDING DOCUMENT UPLOADS COMPLETED IN SITERA (SPRINTS DOCUMENT REPOSITORY OF RECORD).
 12. CLOSETOUT PHOTOGRAPHS:
 (a) PROVIDE PHOTOGRAPHS OF FINAL PROJECT PER THE FOLLOWING LIST. ADDITIONAL PHOTOGRAPHS MAY BE REQUIRED TO SUPPORT ACCEPTANCE PROCESSES
 (i) MAIN HYBRID CABLE ROUTE (MINIMUM TWO PHOTOS)
 (ii) PHOTOS OF EACH ANTENNA AND RRU
 (iii) MANUFACTURERS NAME TAG FOR ALL SERIALIZED EQUIPMENT
 (iv) PULL AND DISTRIBUTION BOXES INTERMEDIATE BETWEEN RRU'S AND MMBS (DOOR OPEN)
 (v) MMBS CABINET WITH DOOR OPEN SHOWING MODIFICATIONS
 (vi) POWER CABINET, DOORS OPEN, BATTERIES INSTALLED
 (vii) BREAK OUT CYLINDERS
 (viii) ASR SIGNAGE FOR SPRINT OWNED TOWERS
 (ix) RADIATION EXPOSURE WARNING SIGNS
 (x) PHOTOGRAPH FROM EACH SECTOR FROM APPROXIMATELY RAD CENTER OF ANY NEW ANTENNA AT HORIZON.
 (b) LOAD PHOTOS TO SITERA PROJECT LIBRARY IS. IN IS CREATE NEW CATEGORY: 2.5 DEPLOYMENT, AND SECTION: PERMANENT CONSTRUCTION, LABEL PHOTOS WITH SITE, CASCADE AND VIEW BEING DEPICTED. CAMERAS USED TO TAKE PHOTOGRAPHS SHALL GPS ENABLED SUCH THAT THE GPS COORDINATES ARE INCLUDED IN THE PHOTO MEDIA-FILE INFORMATION.

COMMISSIONING:
 PERFORM ALL COMMISSIONING AS REQUIRED BY APPLICABLE MOPS
 INTEGRATION:
 PERFORM ALL INTEGRATION ACTIVITIES AS REQUIRED BY APPLICABLE MOPS

SECTION 07 500 - ROOF CUTTING, PATCHING AND REPAIR
SUMMARY:
 THIS SECTION SPECIFIES CUTTING AND PATCHING EXISTING ROOFING SYSTEMS WHERE CONDUIT OR CABLES EXIT THE BUILDING ONTO THE ROOF OR BUILDING-MOUNTED ANTENNAS, AND AS REQUIRED FOR WEATERTIGHT PERFORMANCE. ROOF TOP ENTRY OPENINGS IN MEMBRANE ROOFTOPS SHALL BE CONSTRUCTED TO COMPLY WITH LANDLORD, ANY EXISTING WARRANTY, AND LOCAL JURISDICTIONAL STANDARDS.

1.4 SUBMITTALS:
 A. FIRE-CONSTRUCTION ROOF PHOTOS: COMPLETE A ROOF INSPECTION PRIOR TO THE INSTALLATION OF SPENT EQUIPMENT ON ANY ROOFTOP BUILD AT A MINIMUM INSPECT AND PHOTOGRAPH (MINIMUM 3 EA.) ALL AREAS IMPACTED BY THE ADDITION OF THE SPRINT EQUIPMENT.
 B. PROVIDE SIMILAR PHOTOGRAPHS SHOWING ROOF CONDITIONS AFTER CONSTRUCTION (MINIMUM 3 EA.)
 C. ROOF INSPECTION PHOTOGRAPHS SHOULD BE UPLOADED WITH CLOSETOUT PHOTOGRAPHS.

SECTION 09 800 - PAINTING
QUALITY ASSURANCE:
 A. COMPLY WITH GOVERNING CODES AND REGULATIONS. PROVIDE PRODUCTS OF ACCEPTABLE QUALITY ASSURANCE WHICH HAVE BEEN IN SATISFACTORY USE IN SIMILAR SERVICE FOR THREE YEARS. USE EXPERIENCED INSTALLERS. DELIVER, HANDLE, AND STORE MATERIALS IN ACCORDANCE WITH MANUFACTURER'S INSTRUCTIONS.
 B. COMPLY WITH ALL ENVIRONMENTAL REGULATIONS FOR VOLATILE ORGANIC COMPOUNDS.

MATERIALS:
 A. MANUFACTURERS: BENJAMIN MOORE, ICI DEVCO COATINGS, PPG, SHERWIN WILLIAMS OR APPROVED EQUAL. PROVIDE PREMIUM GRADE, PROFESSIONAL-QUALITY PRODUCTS FOR COATING SYSTEMS.
PAINT SCHEDULE:
 A. EXTERIOR ANTENNAS AND ANTENNA MOUNTING HARDWARE: ONE COAT OF PRIMER AND TWO FINISH COATS. PAINT FOR ANTENNAS SHALL BE NON-METALLIC BASED AND CONTAIN NO METALLIC PARTICLES. PROVIDE COLORS AND PATTERNS AS REQUIRED TO MASK APPEARANCE OF ANTENNAS ON ADJACENT BUILDING SURFACES AND AS ACCEPTABLE TO THE OWNER. REFER TO ANTENNA MANUFACTURER'S INSTRUCTIONS WHENEVER POSSIBLE.
 B. ROOF TOP CONSTRUCTION: TOUCH UP - PREPARE SURFACES TO BE REPAIRED. FOLLOW INDUSTRY STANDARDS AND REQUIREMENTS OF OWNER TO MATCH EXISTING COATING AND FINISH.

PAINTING APPLICATION:
 1. INSPECT SURFACES, REPORT UNSATISFACTORY CONDITIONS IN WRITING; BEGINNING WORK MEANS ACCEPTANCE OF SUBSTRATE.
 2. COMPLY WITH MANUFACTURER'S INSTRUCTIONS AND RECOMMENDATIONS FOR PREPARATION, PRIMING AND COATING WORK. COORDINATE WITH WORK OF OTHER SECTIONS.
 3. MATCH APPROVED MOCK-UPS FOR COLOR, TEXTURE, AND PATTERN. RE-COAT OR REMOVE AND REPLACE WORK WHICH DOES NOT MATCH OR SHOWS LOSS OF ADHESION.
 4. CLEAN UP, TOUCH UP AND PROTECT WORK.

TOUCHUP PAINTING:
 1. GALVANIZING DAMAGE AND ALL BOLTS AND NUTS SHALL BE TOUCHED UP AFTER TOWER ERECTION WITH "GALVANOX," "DRY DALLY," OR "ZINC-IT."
 2. FIELD TOUCHUP PAINT SHALL BE DONE IN ACCORDANCE WITH THE MANUFACTURER'S WRITTEN INSTRUCTIONS.
 3. ALL METAL COMPONENTS SHALL BE HANDLED WITH CARE TO PREVENT DAMAGE TO THE COMPONENTS, THEIR PRESERVATIVE TREATMENT, OR THEIR PROTECTIVE COATINGS.

SECTION 11 700 - ANTENNA ASSEMBLY, REMOTE RADIO UNITS AND CABLE INSTALLATION
SUMMARY:
 THIS SECTION SPECIFIES INSTALLATION OF ANTENNAS, RRU'S, AND CABLE EQUIPMENT, INSTALLATION, AND TESTING OF COAXIAL FIBER CABLE.

ANTENNAS AND RRU'S:
 THE NUMBER AND TYPE OF ANTENNAS AND RRU'S TO BE INSTALLED IS DETAILED ON THE CONSTRUCTION DRAWINGS.
HYBRID CABLE:
 HYBRID CABLE WILL BE DC/FIBER AND FURNISHED FOR INSTALLATION AT EACH SITE. CABLE SHALL BE INSTALLED PER THE CONSTRUCTION DRAWINGS AND THE APPLICABLE MANUFACTURER'S REQUIREMENTS.
JUMPERS AND CONNECTORS:
 FURNISH AND INSTALL 1/2" COAX JUMPER CABLES BETWEEN THE RRU'S AND ANTENNAS. JUMPERS SHALL BE TYPE LDF 4, FLC 12-50, CR 540, OR FXL 540. SUPER-FLEX CABLES ARE NOT ACCEPTABLE. JUMPERS BETWEEN THE RRU'S AND ANTENNAS OR TOWER TOP AMPLIFIERS SHALL CONSIST OF 1/2 INCH FOAM DIELECTRIC, OUTDOOR RATED COAXIAL CABLE. DO NOT USE SUPERFLEX OUTDOORS. JUMPERS SHALL BE FACTORY FABRICATED IN APPROPRIATE LENGTHS WITH A MAXIMUM OF 4 FEET EXCESS PER JUMPER AND HAVE CONNECTORS AT EACH END, MANUFACTURED BY SUPPLIER. IF JUMPERS ARE FIELD FABRICATED, FOLLOW MANUFACTURER'S REQUIREMENTS FOR INSTALLATION OF CONNECTORS

REMOTE ELECTRICAL TILT (RET) CABLES:
MISCELLANEOUS:
 INSTALL SPLITTERS, COMBINERS, FILTERS PER RF DATA SHEET, FURNISHED BY SPRINT.
ANTENNA INSTALLATION:
 THE CONTRACTOR SHALL ASSEMBLE ALL ANTENNAS ONSITE IN ACCORDANCE WITH THE INSTRUCTIONS SUPPLIED BY THE MANUFACTURER. ANTENNA HEIGHT, AZIMUTH, AND FEED ORIENTATION INFORMATION SHALL BE A DESIGNATED ON THE CONSTRUCTION DRAWINGS.

PLANS PREPARED FOR:



6580 Sprint Parkway
Overland Park, Kansas 66251

PLANS PREPARED BY:



CONNELL DESIGN GROUP, LLC
CONSTRUCTION DIVISION
2645 Boulder Plaza, Suite 200, Overland Park, KS 66209
(913) 687-9977 • FAX (913) 687-9978

EQUIPMENT MANUFACTURER:



CONSULTANT:



14021 Arroyo Road
San Diego, CA 92127

ENGINEER:



DRAWING NOTICE:

THESE DOCUMENTS ARE CONFIDENTIAL AND ARE THE SOLE PROPERTY OF SPRINT AND MAY NOT BE REPRODUCED, DISSEMINATED OR REDISTRIBUTED WITHOUT THE EXPRESS WRITTEN CONSENT OF SPRINT.

REVISIONS:

REVISION DESCRIPTION	DATE	BY	REV
806 C2 -	05/27/14	JR	1
100K C2 -	05/29/14	PC	1

SITE NAME:
JFK PARK

SITE CASCADE:
RV62XC902

SITE ADDRESS:
15115 INDIAN STREET
MORENO VALLEY, CA 92552

SHEET DESCRIPTION:
SPRINT SPECIFICATIONS

SHEET NUMBER:
SP-1

JUN 03 2014

A. THE CONTRACTOR SHALL POSITION THE ANTENNA ON TOWER PIPE MOUNTS SO THAT THE BOTTOM STRUT IS LEVEL. THE PIPE MOUNTS SHALL BE PLUMB TO WITHIN 1 DEGREE.

B. ANTENNA MOUNTING REQUIREMENTS: PROVIDE ANTENNA MOUNTING HARDWARE AS INDICATED ON THE DRAWINGS.

HYBRID CABLES INSTALLATION:

A. THE CONTRACTOR SHALL ROUTE, TEST, AND INSTALL ALL CABLES AS INDICATED ON THE CONSTRUCTION DRAWINGS AND IN ACCORDANCE WITH THE MANUFACTURER'S RECOMMENDATIONS.

B. THE INSTALLED RADIUS OF THE CABLES SHALL NOT BE LESS THAN THE MANUFACTURER'S SPECIFICATIONS FOR BENDING RADI.

C. EXTREME CARE SHALL BE TAKEN TO AVOID DAMAGE TO THE CABLES DURING HANDLING AND INSTALLATION.

- FASTENING MAIN HYBRID CABLES: ALL CABLES SHALL BE PERMANENTLY FASTENED TO THE COAX LADDER AT 4'-0" OC USING NON-MAGNETIC STAINLESS STEEL CLIPS.
- FASTENING INDIVIDUAL FIBER AND DC CABLES ABOVE BREAKOUT ENCLOSURE (MEDUSA), WITHIN THE MMBS CABINET AND ANY INTERMEDIATE DISTRIBUTION BOXES:
 - FIBER: SUPPORT FIBER BUNDLES USING 3/4" VELCRO STRAPS OF THE REQUIRED LENGTH @ 18" OC. STRAPS SHALL BE UV, OIL, AND WATER RESISTANT AND SUITABLE FOR INDUSTRIAL INSTALLATIONS AS MANUFACTURED BY TEXTOL OR APPROVED EQUAL.
 - DC: SUPPORT DC BUNDLES WITH ZIP TIES OF THE ADEQUATE LENGTH. ZIP TIES TO BE UV STABILIZED, BLACK NYLON, WITH TENSILE STRENGTH AT 12,000 PSI AS MANUFACTURED BY NELCO PRODUCTS OR EQUAL.
- FASTENING JUMPERS: SECURE JUMPERS TO THE SIDE ARMS OR HEAD FRAMES USING STAINLESS STEEL TIE WRAPS OR STAINLESS STEEL BUTTERFLY CLIPS.
- CABLE INSTALLATION:
 - INSPECT CABLE PRIOR TO USE FOR SHIPPING DAMAGE, NOTIFY THE CONSTRUCTION MANAGER.
 - CABLE ROUTING: CABLE INSTALLATION SHALL BE PLANNED TO ENSURE THAT THE LINES WILL BE PROPERLY ROUTED IN THE CABLE ENVELOPE AS INDICATED ON THE DRAWINGS. AVOID TWISTING AND CROSSEOVERS.
 - HOIST CABLE USING PROPER HOISTING GRIPS. DO NOT EXCEED MANUFACTURERS RECOMMENDED MAXIMUM BEND RADIUS.
- GROUNDING OF TRANSMISSION LINES: ALL TRANSMISSION LINES SHALL BE GROUNDED AS INDICATED ON DRAWINGS.
- HYBRID CABLE COLOR CODING: ALL COLOR CODING SHALL BE AS REQUIRED IN TS 0200 REV 4.
- HYBRID CABLE LABELING: INDIVIDUAL HYBRID AND DC BUNDLES SHALL BE LABELED ALPHANUMERICALLY ACCORDING TO SPRINT CELL SITE ENGINEERING NOTICE - EN 2012-001, REV 1.

WEATHERPROOFING EXTERIOR CONNECTORS AND HYBRID CABLE GROUND KITS:

A. ALL FIBER & COAX CONNECTORS AND GROUND KITS SHALL BE WEATHERPROOFED.

B. WEATHERPROOFING USING ONE OF THE FOLLOWING METHODS. ALL INSTALLATIONS MUST BE DONE IN ACCORDANCE WITH THE MANUFACTURER'S RECOMMENDATIONS AND INDUSTRY BEST PRACTICES.

- COLD SHRINK: ENCOMPASS CONNECTOR IN COLD SHRINK TUBING AND PROVIDE A DOUBLE WRAP OF 2" ELECTRICAL TAPE EXTENDING 2" BEYOND TUBING. PROVIDE 3M COLD SHRINK CKS SERIES OR EQUAL.
- SELF-AMALGAMATING TAPE: CLEAN SURFACES. APPLY A DOUBLE WRAP OF SELF-AMALGAMATING TAPE 2" BEYOND CONNECTOR. APPLY A SECOND WRAP OF SELF-AMALGAMATING TAPE IN OPPOSITE DIRECTION. APPLY DOUBLE WRAP OF 2" WIDE ELECTRICAL TAPE EXTENDING 2" BEYOND THE SELF-AMALGAMATING TAPE.
- 3M SLIM LOCK CLOSURE 718: SUBSTITUTIONS WILL NOT BE ALLOWED.
- OPEN FLAME ON JOB SITE IS NOT ACCEPTABLE.

SECTION 11 800 - INSTALLATION OF MULTIMODAL BASE STATIONS (MMBS) AND RELATED EQUIPMENT

SUMMARY:

A. THIS SECTION SPECIFIES MMBS CABINETS, POWER CABINETS, AND INTERNAL EQUIPMENT INCLUDING BY NOT LIMITED TO RECTIFIERS, POWER DISTRIBUTION UNITS, BASE BAND UNITS, SURGE ARRESTORS, BATTERIES, AND SIMILAR EQUIPMENT FURNISHED BY THE COMPANY FOR INSTALLATION BY THE CONTRACTOR (OFC).

B. CONTRACTOR SHALL PROVIDE AND INSTALL ALL MISCELLANEOUS MATERIALS AND PROVIDE ALL LABOR REQUIRED FOR INSTALLATION EQUIPMENT IN EXISTING CABINET OR NEW CABINET AS SHOWN ON DRAWINGS AND AS REQUIRE BY THE APPLICABLE INSTALLATION MOPS.

C. COMPLY WITH MANUFACTURERS INSTALLATION AND START-UP REQUIREMENTS

DC CIRCUIT BREAKER LABELING

A. LABEL CIRCUIT BREAKERS ACCORDING TO SPRINT CELL SITE ENGINEERING NOTICE - EN 2012-001, REV 1.

SECTION 11 800 - INSTALLATION OF MULTIMODAL BASE STATIONS (MMBS) AND RELATED EQUIPMENT

SUMMARY:

A. THIS SECTION SPECIFIES MMBS CABINETS, POWER CABINETS, AND INTERNAL EQUIPMENT INCLUDING BY NOT LIMITED TO RECTIFIERS, POWER DISTRIBUTION UNITS, BASE BAND UNITS, SURGE ARRESTORS, BATTERIES, AND SIMILAR EQUIPMENT FURNISHED BY THE COMPANY FOR INSTALLATION BY THE CONTRACTOR (OFC).

B. CONTRACTOR SHALL PROVIDE AND INSTALL ALL MISCELLANEOUS MATERIALS AND PROVIDE ALL LABOR REQUIRED FOR INSTALLATION EQUIPMENT IN EXISTING CABINET OR NEW CABINET AS SHOWN ON DRAWINGS AND AS REQUIRE BY THE APPLICABLE INSTALLATION MOPS.

C. COMPLY WITH MANUFACTURERS INSTALLATION AND START-UP REQUIREMENTS

SUPPORTING DEVICES:

A. MANUFACTURED STRUCTURAL SUPPORT MATERIALS: SUBJECT TO COMPLIANCE WITH REQUIREMENTS, PROVIDE PRODUCTS BY THE FOLLOWING:

- ALLIED TUBE AND CONDUIT
- B-LINE SYSTEM
- SLIMSTRUT DIVERSIFIED PRODUCTS
- THOMAS & BETTS

B. FASTENERS: TYPES, MATERIALS, AND CONSTRUCTION FEATURES AS FOLLOWS:

- EXPANSION ANCHORS: CARBON STEEL WEDGE OR SLEEVE TYPE.
- POWER-DRIVEN THREADED STUDS: HEAT-TREATED STEEL, DESIGNED SPECIFICALLY FOR THE INTENDED SERVICE.
- FASTEN BY MEANS OF WOOD SCREWS ON WOOD.
- TOGGLE BOLTS ON HOLLOW MASONRY UNITS.
- CONCRETE INSERTS OR EXPANSION BOLTS ON CONCRETE OR SOLID MASONRY.
- MACHINE SCREWS, WELDED THREADED STUDS, OR SPRING-TENSION CLAMPS ON STEEL.
- EXPLOSIVE DEVICES FOR ATTACHING HANGERS TO STRUCTURE SHALL NOT BE PERMITTED.
- DO NOT WELD CONDUIT, PIPE STRAPS, OR ITEMS OTHER THAN THREADED STUDS TO STEEL STRUCTURES.
- IN PARTITIONS OF LIGHT STEEL CONSTRUCTION, USE SHEET METAL SCREWS.

SUPPORTING DEVICES:

A. INSTALL SUPPORTING DEVICES TO FASTEN ELECTRICAL COMPONENTS SECURELY AND PERMANENTLY IN ACCORDANCE WITH NEC.

B. COORDINATE WITH THE BUILDING STRUCTURAL SYSTEM AND WITH OTHER TRADES.

C. UNLESS OTHERWISE INDICATED ON THE DRAWINGS, FASTEN ELECTRICAL ITEMS AND THEIR SUPPORTING HARDWARE SECURELY TO THE STRUCTURE IN ACCORDANCE WITH THE FOLLOWING:

- ENSURE THAT THE LOAD APPLIED BY ANY FASTENER DOES NOT EXCEED 25 PERCENT OF THE PROOF TEST LOAD.
- USE VIBRATION AND SHOCK-RESISTANT FASTENERS FOR ATTACHMENTS TO CONCRETE SLABS.

ELECTRICAL IDENTIFICATION:

A. UPDATE AND PROVIDE TYPED CIRCUIT BREAKER SCHEDULES IN THE MOUNTING BRACKET, INSIDE DOORS OF AC PANEL BOARDS WITH ANY CHANGES MADE TO THE AC SYSTEM.

B. BRANCH CIRCUITS FEEDING AVIATION OBSTRUCTION LIGHTING EQUIPMENT SHALL BE CLEARLY IDENTIFIED AS SUCH AT THE BRANCH CIRCUIT PANELBOARD.

SECTION 26 200 - ELECTRICAL MATERIALS AND EQUIPMENT

CONDUIT:

A. RIGID GALVANIZED STEEL (RGS) CONDUIT SHALL BE USED FOR EXTERIOR LOCATIONS ABOVE GROUND AND IN UNFINISHED INTERIOR LOCATIONS AND FOR EXPOSED RUNS IN CONCRETE. RIGID CONDUIT AND FITTINGS SHALL BE STEEL, COATED WITH ZINC EXTERIOR AND INTERIOR BY THE HOT DIP GALVANIZING PROCESS. CONDUIT SHALL BE PRODUCED TO ANSI SPECIFICATIONS C80.1, FEDERAL SPECIFICATION WW-C-581 AND SHALL BE LISTED WITH THE UNDERWRITERS LABORATORIES. FITTINGS SHALL BE THREADED - SET SCREW OR COMPRESSION FITTINGS WILL NOT BE ACCEPTABLE. RGS CONDUITS SHALL BE MANUFACTURED BY ALLIED, REPUBLIC OR WHEATLAND.

B. UNDERGROUND CONDUIT IN CONCRETE SHALL BE POLYVINYLCHLORIDE (PVC) SUITABLE FOR DIRECT BURIAL, AS APPLICABLE. JOINTS SHALL BE BELLED, AND FLUSH SOLVENT WELDED IN ACCORDANCE WITH MANUFACTURERS INSTRUCTIONS. CONDUIT SHALL BE CARLON ELECTRICAL PRODUCTS OR APPROVED EQUAL.

C. TRANSITIONS BETWEEN PVC AND RIGID (RGS) SHALL BE MADE WITH PVC COATED METALLIC LONG SWEEP RADIUS ELBOWS.

D. EMT OR RIGID GALVANIZED STEEL CONDUIT MAY BE USED IN FINISHED SPACES CONCEALED IN WALLS AND CEILINGS. EMT SHALL BE MILD STEEL, ELECTRICALLY WELDED, ELECTRO-GALVANIZED OR HOT-DIPPED GALVANIZED AND PRODUCED TO ANSI SPECIFICATION C80.3, FEDERAL SPECIFICATION WW-C-583, AND SHALL BE LISTED. EMT SHALL BE MANUFACTURED BY ALLIED, REPUBLIC OR WHEATLAND, OR APPROVED EQUAL. FITTINGS SHALL BE METALLIC COMPRESSION. SET SCREW CONNECTIONS SHALL NOT BE ACCEPTABLE.

E. LIQUID TIGHT FLEXIBLE METALLIC CONDUIT SHALL BE USED FOR FINAL CONNECTION TO EQUIPMENT. FITTINGS SHALL BE METALLIC CLAND TYPE COMPRESSION FITTINGS, MAINTAINING THE INTEGRITY OF CONDUIT SYSTEM. SET SCREW CONNECTIONS SHALL NOT BE ACCEPTABLE. MAXIMUM LENGTH OF FLEXIBLE CONDUIT SHALL NOT EXCEED 8-Feet. LFMC SHALL BE PROTECTED AND SUPPORTED AS REQUIRE BY NEC. MANUFACTURERS OF FLEXIBLE CONDUITS SHALL BE CAROL, ANACONDA METAL HOSE OR UNIVERSAL METAL HOSE, OR APPROVED EQUAL.

F. MINIMUM SIZE CONDUIT SHALL BE 3/4 INCH (21MM).

HUBS AND BOXES:

A. AT ENTRANCES TO CABINETS OR OTHER EQUIPMENT NOT HAVING INTEGRAL THREADED HUBS PROVIDE METALLIC THREADED HUBS OF THE SIZE AND CONFIGURATION REQUIRED. HUB SHALL INCLUDE LOCKOUT AND NEOPRENE O-RING SEAL. PROVIDE IMPACT RESISTANT 105 DEGREE C PLASTIC BUSHINGS TO PROTECT CABLE INSULATION.

B. CABLE TERMINATION FITTINGS FOR CONDUIT

- CABLE TERMINATORS FOR RGS CONDUITS SHALL BE TYPE CRC BY 0-2/GEDNEY OR EQUAL.
- CABLE TERMINATORS FOR LFMC SHALL BE ETCO - CL2075; OR MADE FOR THE PURPOSES BY OTHERS BY IDENTIC.

C. EXTERIOR PULL BOXES AND PULL BOXES IN INTERIOR INDUSTRIAL AREAS SHALL BE PLATED CAST ALLOY, HEAVY DUTY, WEATHERPROOF, DUST PROOF, WITH GASKET, PLATED IRON ALLOY COVER AND STAINLESS STEEL COVER SCREWS, CROUSE-HINDS WAB SERIES OR EQUAL.

D. CONDUIT OUTLET BODIES SHALL BE PLATED CAST ALLOY WITH SIMILAR GASKETED COVERS. OUTLET BODIES SHALL BE OF THE CONFIGURATION AND SIZE SUITABLE FOR THE APPLICATION. PROVIDE CROUSE-HINDS FORM B OR EQUAL.

E. MANUFACTURER FOR BOXES AND COVERS SHALL BE HOFFMAN, SQUARE "D", CROUSE-HINDS, COOPER, ADALET, APPLETON, 0-2 GEDNEY, RACO, OR APPROVED EQUAL.

SUPPLEMENTAL GROUNDING SYSTEM

A. FURNISH AND INSTALL A SUPPLEMENTAL GROUNDING SYSTEM AS INDICATED ON THE DRAWINGS. SUPPORT SYSTEM WITH NON-MAGNETIC STAINLESS STEEL CLIPS WITH RUBBER GROMMETS. GROUNDING CONNECTORS SHALL BE TINNED COPPER WIRE, SIZES AS INDICATED ON THE DRAWINGS. PROVIDE STRANDED OR SOLID BARE OR INSULATED CONDUCTORS AS INDICATED.

B. SUPPLEMENTAL GROUNDING SYSTEM: ALL CONNECTIONS TO BE MADE WITH CAD WELDS, EXCEPT AT EQUIPMENT USE LUGS OR OTHER AVAILABLE GROUNDING MEANS AS REQUIRED BY MANUFACTURER; AT GROUND BARS USE TWO HOLE SPADES WITH NO OX.

C. STOLEN GROUND-BARS: IN THE EVENT OF STOLEN GROUND BARS, CONTACT SPRINT CM FOR REPLACEMENT INSTRUCTION USING THREADED ROD KITS.

EXISTING STRUCTURE:


A. EXISTING EXPOSED WIRING AND ALL EXPOSED OUTLETS, RECEPTACLES, SWITCHES, DEVICES, BOXES, AND OTHER EQUIPMENT THAT ARE NOT TO BE UTILIZED IN THE COMPLETED PROJECT SHALL BE REMOVED OR DE-ENERGIZED AND CAPPED IN THE WALL, CEILING, OR FLOOR SO THAT THEY ARE CONCEALED AND SAFE. WALL, CEILING, OR FLOOR SHALL BE PATCHED TO MATCH THE ADJACENT CONSTRUCTION.

CONDUIT AND CONDUCTOR INSTALLATION:

A. CONDUITS SHALL BE FASTENED SECURELY IN PLACE WITH APPROVED NON-PERFORATED STRAPS AND HANGERS. EXPLOSIVE DEVICES FOR ATTACHING HANGERS TO STRUCTURE WILL NOT BE PERMITTED. CLOSELY FOLLOW THE LINES OF THE STRUCTURE, MAINTAIN CLOSE PROXIMITY TO THE STRUCTURE AND KEEP CONDUITS IN TIGHT ENVELOPES. CHANGES IN DIRECTION TO ROUTE AROUND OBSTACLES SHALL BE MADE WITH CONDUIT OUTLET BODIES. CONDUIT SHALL BE INSTALLED IN A NEAT AND WORKMANLIKE MANNER; PARALLEL AND PERPENDICULAR TO STRUCTURE WALL AND CEILING LINES. ALL CONDUIT SHALL BE FISHED TO CLEAR OBSTRUCTIONS. ENDS OF CONDUITS SHALL BE TEMPORARILY CAPPED TO PREVENT CONCRETE, PLASTER OR DIRT FROM ENTERING. CONDUITS SHALL BE RIGIDLY CLAMPED TO BOXES BY GALVANIZED MALLEABLE IRON BUSHING ON INSIDE AND GALVANIZED MALLEABLE IRON LOCKOUT ON OUTSIDE AND INSIDE.


B. CONDUCTORS SHALL BE PULLED IN ACCORDANCE WITH ACCEPTED GOOD PRACTICE.

PLANS PREPARED FOR



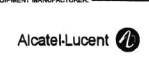
6560 Sprint Parkway
Overland Park, Kansas 66251

PLANS PREPARED BY:




CONNELL DESIGN GROUP, LLC
14121 Arroyo Verde
San Diego, CA 92127

EQUIPMENT MANUFACTURER:




CONSUANT:



14121 Arroyo Verde
San Diego, CA 92127

ENGINEERING LICENSE:



REGISTERED PROFESSIONAL ENGINEER
MICHAEL CONWAY
NO. 82543
Exp. 12/31/15

DRAWING NOTES:

- 1. THESE DOCUMENTS AND SPECIFICATIONS ARE THE SOLE PROPERTY OF SPRINT. ANY REUSE OR REPRODUCTION WITHOUT THE EXPRESS WRITTEN CONSENT OF SPRINT.

REVISIONS	DESCRIPTION	DATE	BY	REV
001	ISSUE	09/25/14	JK	1
002	100% CD's	09/26/14	JPC	1

SITE NAME:

JFK PARK

SITE CAD/DWG:

RV62XC902

SITE ADDRESS:

15115 INDIAN STREET
MORENO VALLEY, CA 92552

SHEET DESCRIPTION:

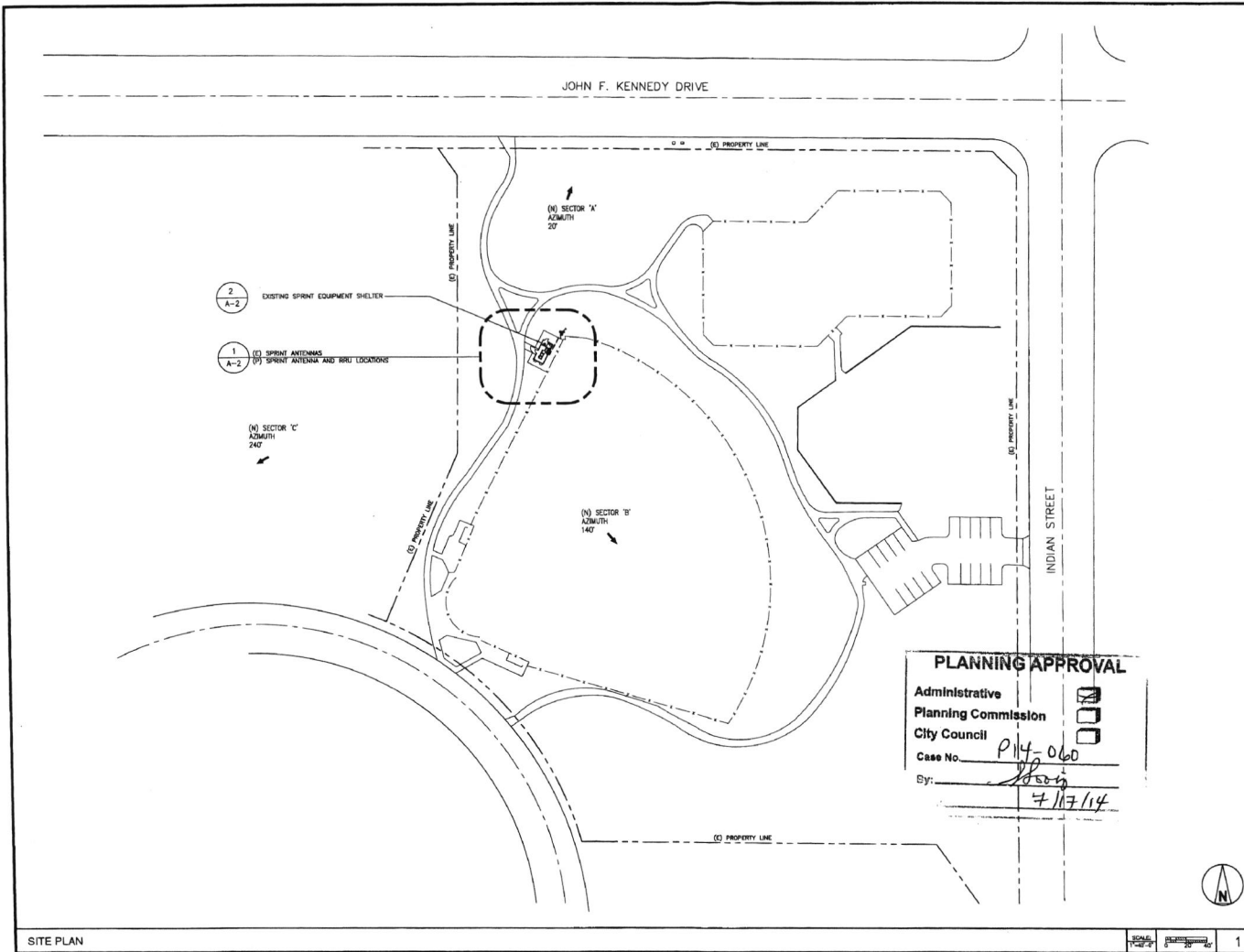
SPRINT SPECIFICATIONS

SHEET NUMBER:

SP-2

JUN 03 2014

Packet Pg. 298



PLANNING APPROVAL
 Administrative
 Planning Commission
 City Council
 Case No. P14-060
 By: [Signature]
7/17/14

PLANS PREPARED FOR:
Sprint
 6580 Sprint Parkway
 Overland Park, Kansas 66251

PLANS PREPARED BY:
EDG
CONNELL DESIGN GROUP, LLC
 CONSULTING CIVIL ENGINEERS
 2441 North Poplar, Suite 100, Fresno, CA 93728
 (559) 733-8801 OFFICE • (559) 733-8833 FAX

EQUIPMENT MANUFACTURER:
Alcatel-Lucent

CONSULTANT:
Cortel, LLC
 14821 Arroyo Honda
 San Diego, CA 92127

ENGINEERING LICENSE:
 REGISTERED PROFESSIONAL ENGINEER
 DANIEL MICHAEL CONNELL
 NO. 62543
 Exp: 12/31/15
 CIVIL
 STATE OF CALIFORNIA

DRAWING NOTICE:
 THESE DOCUMENTS ARE CONFIDENTIAL AND ARE THE SOLE PROPERTY OF SPRINT AND MAY NOT BE REPRODUCED, DISSEMINATED OR REDISTRIBUTED WITHOUT THE EXPRESS WRITTEN CONSENT OF SPRINT.

REVISIONS	DATE	BY	REV
DESCRIPTION			
BOOK CD's	06/24/14	JK	1
100% CD's	05/20/14	JPC	1

SITE NAME:

JFK PARK

SITE CASE/CD:

RV62XC902

SITE ADDRESS:
 15115 INDIAN STREET
 MORENO VALLEY, CA 92552

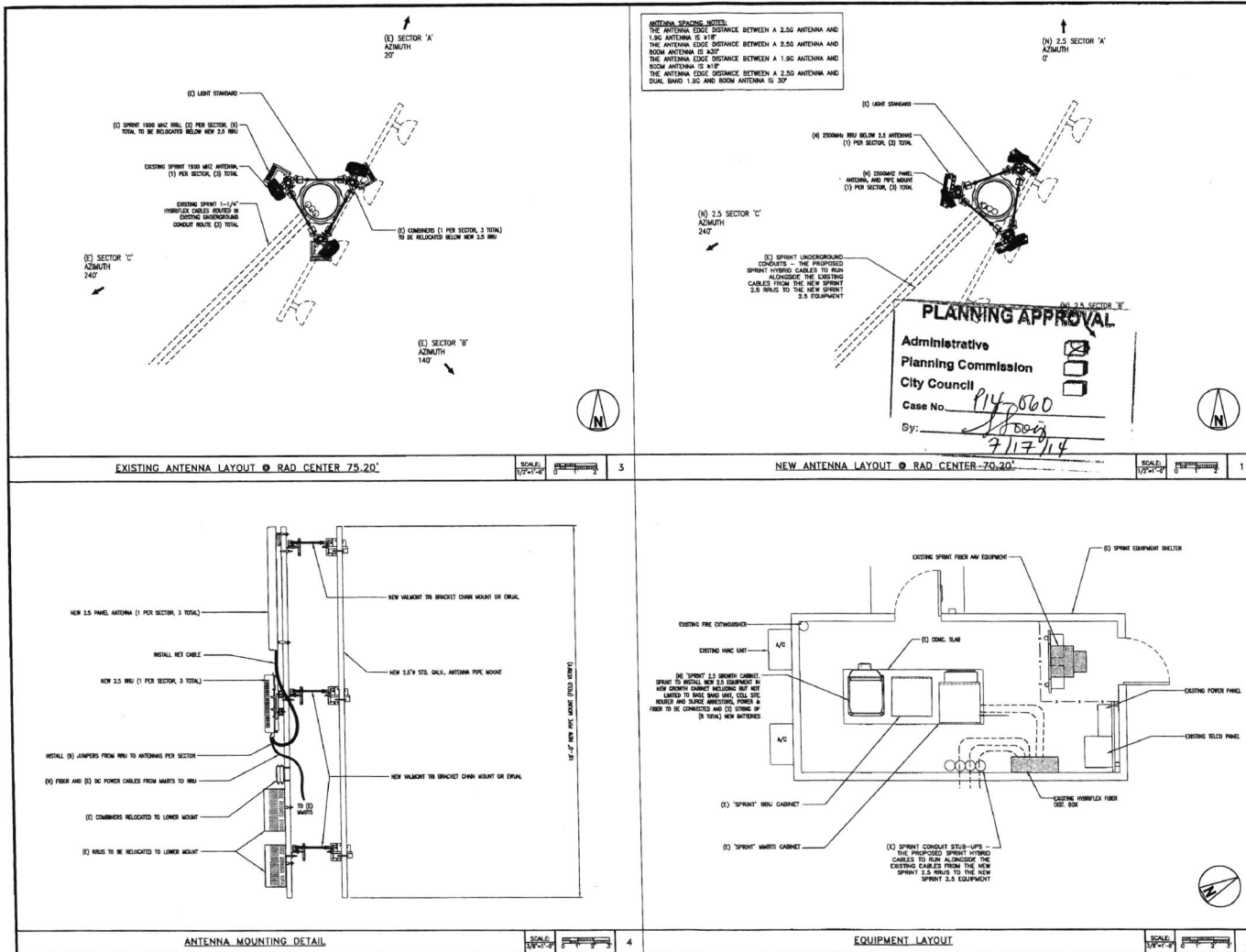
SHEET DESCRIPTION:
SITE PLAN

SHEET NUMBER:
A-1

JUN 03 2014

SCALE: 1" = 100'-0"

Packet Pg. 299



PLANS PREPARED FOR:

Sprint
 5550 Sprint Parkway
 Overland Park, Kansas 66251

PLANS PREPARED BY:

EDG
 CONNELL DESIGN GROUP, LLC
 CONSULTING CIVIL ENGINEERS
 1402 South Pop Street, Suite 1000 Overland Park, KS 66202
 913-731-8533 FAX

EQUIPMENT MANUFACTURER:

Alcatel-Lucent

CONSULTANT:

Cortel, LLC
 14221 Arroyo Honda
 San Diego, CA 92127

ENGINEERING LICENSE:

REGISTERED PROFESSIONAL ENGINEER
 DANIEL MICHAEL CONNELL
 NO. 62543
 EXPIRES 12/31/15

DRAWING NUMBER: 01111

THESE DOCUMENTS ARE THE SOLE PROPERTY OF EDG AND ARE NOT TO BE REPRODUCED, REPRINTED OR REDISTRIBUTED WITHOUT THE EXPRESS WRITTEN CONSENT OF SPRINT.

REVISIONS:	DESCRIPTION	DATE	BY	REV
1	ISSUE FOR PERMITS	06/24/14	JPC	1

SITE NAME:
JFK PARK

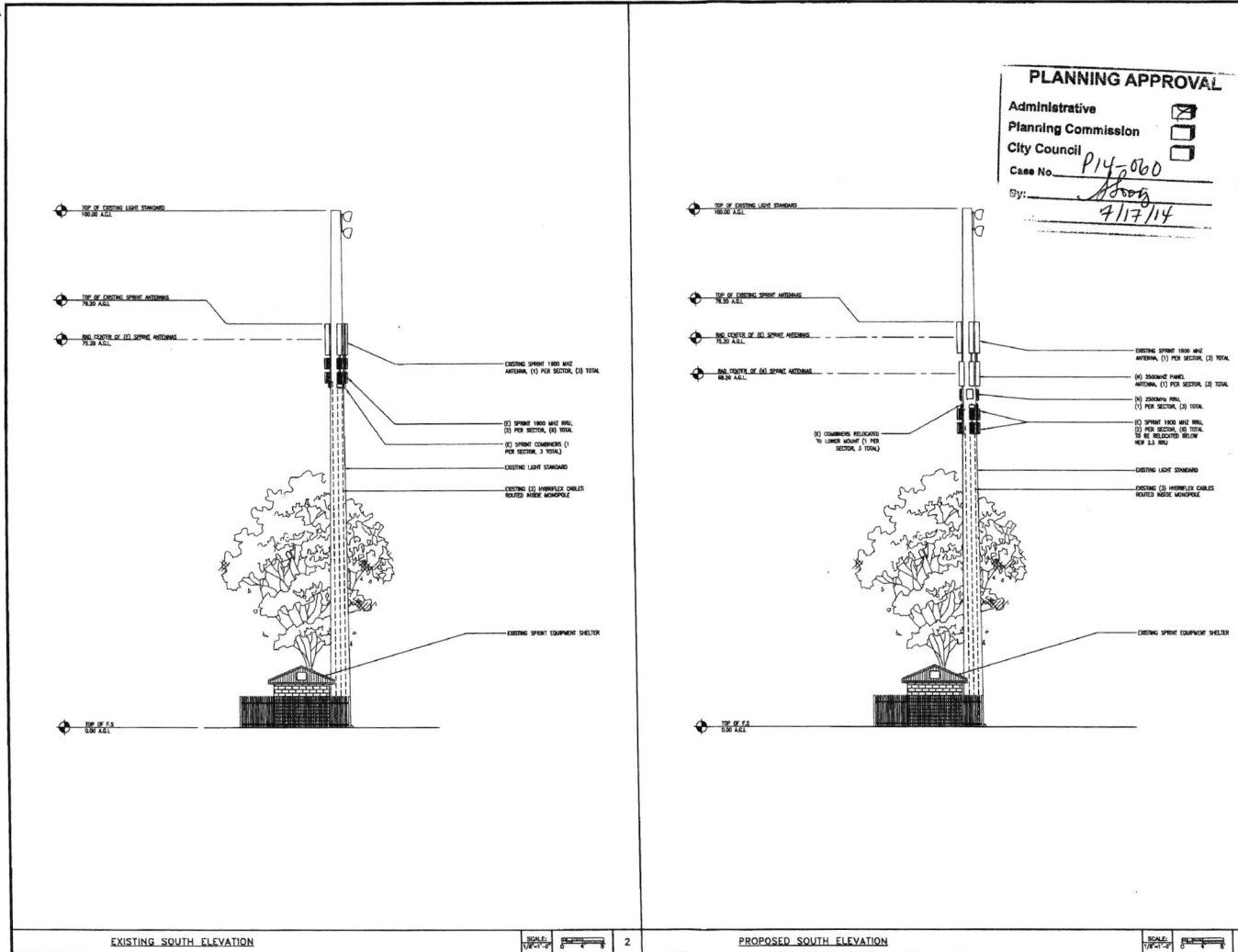
SITE CASCADE:
RV62XC902

SITE ADDRESS:
**16115 INDIAN STREET
 MORENO VALLEY, CA 92552**

SHEET DESCRIPTION:
**EQUIPMENT,
 ANTENNA LAYOUTS
 & DETAIL**

SHEET NUMBER:
A-2

JUN 03 2014



PLANS PREPARED FOR:

Sprint
6550 Sprint Parkway
Overland Park, Kansas 66251

PLANS PREPARED BY:

EDG
CONNELL DESIGN GROUP, LLC
3442 Boulder Peak Drive, Suite 1000 CA 92027
(951) 233-0922, (951) 233-6622 FAX

EQUIPMENT MANUFACTURER:

Alcatel-Lucent

CONSULTANT:

Cortel, LLC
14821 Arroyo Verde
San Diego, CA 92127

ENGINEERING:

REGISTERED PROFESSIONAL ENGINEER
DANIEL MICHAEL CORNELI
NO. 62543
EX. 12/31/15
CIVIL
STATE OF CALIFORNIA

DRAWING NOTICE:

THESE DOCUMENTS ARE CONFIDENTIAL AND ARE THE SOLE PROPERTY OF SPRINT AND MAY NOT BE REPRODUCED, DISSEMINATED OR REDISTRIBUTED WITHOUT THE EXPRESS WRITTEN CONSENT OF SPRINT.

REVISIONS	DESCRIPTION	DATE	BY	REV
REV 001		09/29/14	RL	1
100% CD'S		09/29/14	JPC	1

SITE NAME:

JFK PARK

SITE CASCADE:

RV62XC902

SITE ADDRESS:

15115 INDIAN STREET
MORENO VALLEY, CA 92552

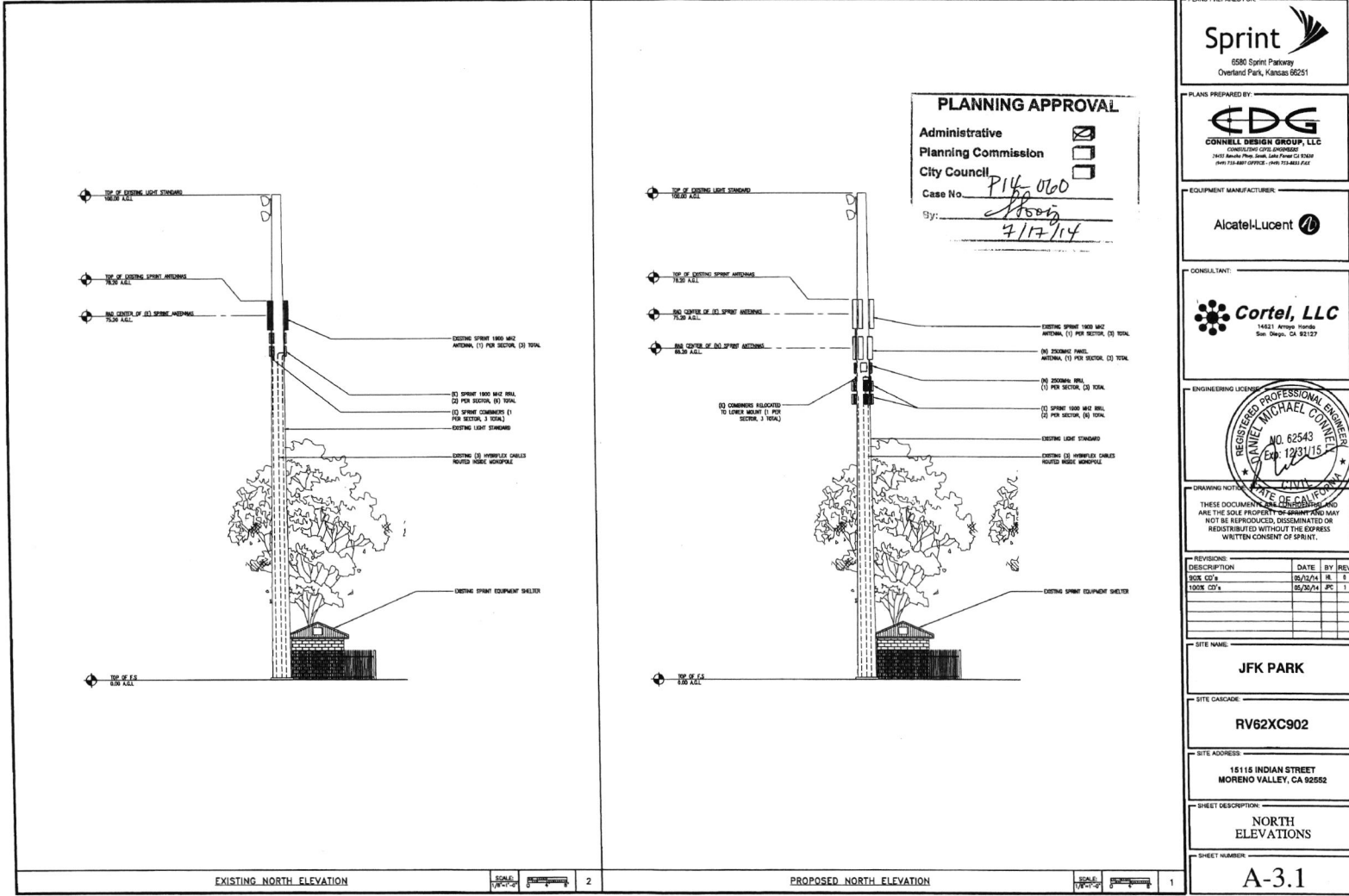
SHEET DESCRIPTION:

SOUTH ELEVATIONS

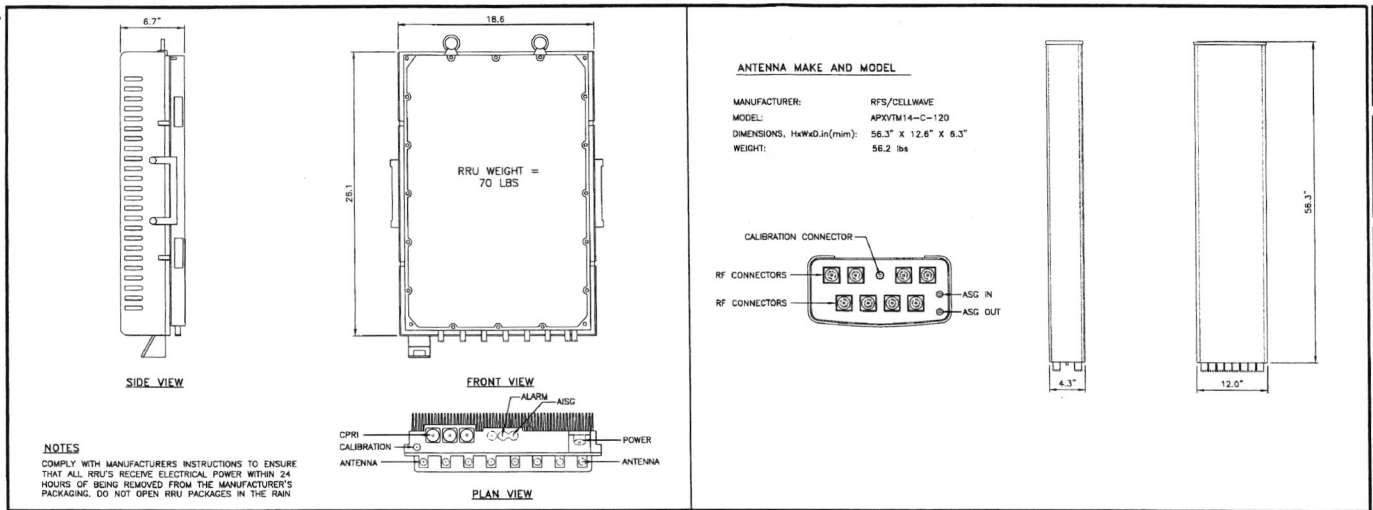
SHEET NUMBER:

A-3

JUL 03 2014



JUN 03 2014



PLANS PREPARED FOR:

6580 Sprint Parkway
 Overland Park, Kansas 66251

PLANS PREPARED BY:

CONNELL DESIGN GROUP, LLC
 CONSULTING ENGINEERS
 2943 Saddle Creek Plaza, Suite 300, CA 92518
 (951) 221-8800 OFFICE FAX: (951) 221-8802 FAX

EQUIPMENT MANUFACTURER:

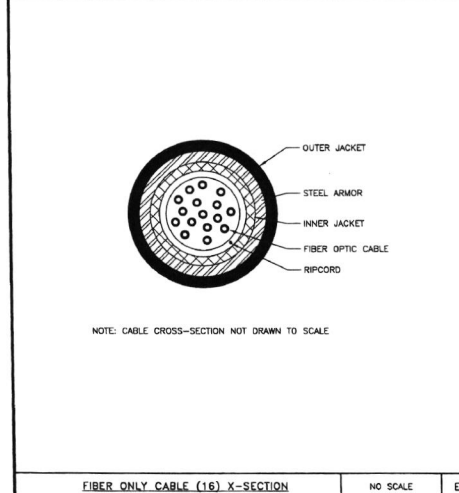
Alcatel-Lucent

CONSULTANT:

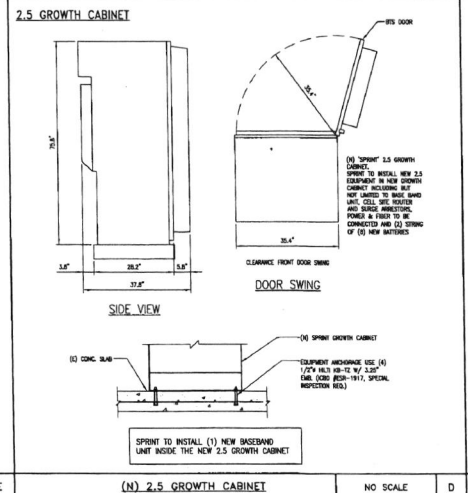
Cortel, LLC
 14821 Arroyo Grande
 San Diego, CA 92127

ENGINEERING LICENSE:

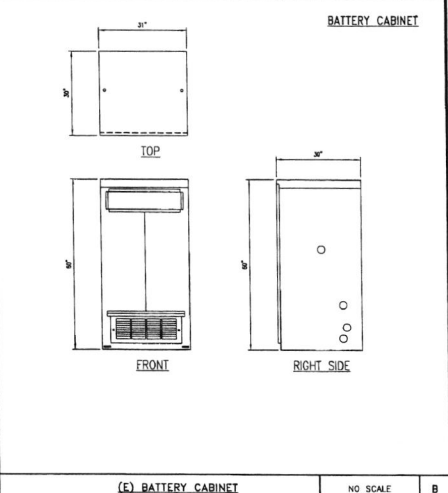
2500MHz RRU NO SCALE C 2500MHz ANTENNA NO SCALE A



FIBER ONLY CABLE (16) X-SECTION NO SCALE E



(N) 2.5 GROWTH CABINET NO SCALE D



(E) BATTERY CABINET NO SCALE B

DRAWING NOTICE

THESE DOCUMENTS ARE CONFIDENTIAL AND ARE THE SOLE PROPERTY OF SPRINT AND MAY NOT BE REPRODUCED, DISSEMINATED OR REDISTRIBUTED WITHOUT THE EXPRESS WRITTEN CONSENT OF SPRINT.

REVISION:	DESCRIPTION	DATE	BY	REV
001	SOE	05/27/14	HL	0
002	TOOE	05/26/14	JPC	1

SITE NAME: **JFK PARK**

SITE CASKARD: **RV62XC902**

SITE ADDRESS: **15115 INDIAN STREET
 MORENO VALLEY, CA 92552**

SHEET DESCRIPTION: **EQUIPMENT DETAILS**

SHEET NUMBER: **A-4**

11/11/14 08:20:14

CABLE MARKING COLOR CONVENTION TABLE								
	A1-1	A1-2	A2-1	A2-2	A3-1	A3-2	A4-1	A4-2
ALPHA, A, X, #1	+45	-45	+45	-45	+45	-45	+45	-45
Sector								
Antenna	WHITE	WHITE	ORANGE	ORANGE				
Port (+/-)								
BAND (850/1900)	ORANGE/	ORANGE/	ORANGE/	ORANGE/	ORANGE/	ORANGE/	ORANGE/	ORANGE/
	B1-1	B1-2	B2-1	B2-2	B3-1	B3-2	B4-1	B4-2
BETA, B, Y, #2	+45	-45	+45	-45	+45	-45	+45	-45
Sector								
Antenna	WHITE	WHITE	ORANGE	ORANGE				
Port								
BAND (850/1900)	ORANGE/	ORANGE/	ORANGE/	ORANGE/	ORANGE/	ORANGE/	ORANGE/	ORANGE/
	C1-1	C1-2	C2-1	C2-2	C3-1	C3-2	C4-1	C4-2
GAMMA, C, Z, #3	+45	-45	+45	-45	+45	-45	+45	-45
Sector	GREEN	GREEN	GREEN	GREEN	GREEN	GREEN	GREEN	GREEN
Antenna	WHITE	WHITE	ORANGE	ORANGE				
Port								
BAND (850/1900)	ORANGE/	ORANGE/	ORANGE/	ORANGE/	ORANGE/	ORANGE/	ORANGE/	ORANGE/
	D1-1	D1-2	D2-1	D2-2	D3-1	D3-2	D4-1	D4-2
DELTA, D, #4	+45	-45	+45	-45	+45	-45	+45	-45
Sector	YELLOW	YELLOW	YELLOW	YELLOW	YELLOW	YELLOW	YELLOW	YELLOW
Antenna	WHITE	WHITE	ORANGE	ORANGE				
Port								
BAND (850/1900)	ORANGE/	ORANGE/	ORANGE/	ORANGE/	ORANGE/	ORANGE/	ORANGE/	ORANGE/

NOTE*: All color code tape shall be 3M-35 and shall be installed using a minimum of (3) wraps of tape.
 NOTE*: All color bands installed at the tower top shall be a minimum of 3" wide and shall have a minimum of ¼" of spacing between each color.
 NOTE*: All color bands installed at or near the ground may be only ¼" wide. Each top-jumper shall be color coded with (1) set of 3" wide bands.
 NOTE*: Each main coax shall be color coded with (1) set of 3" bands near the top-jumper connection and with ¼" color bands just prior to entering the BTS or transmitter building.
 NOTE*: All bottom jumpers shall be color coded with (1) set of ¼" bands on each end of the bottom jumper.
 NOTE*: All color codes shall be installed so as to align neatly with one another from side-to-side.
 NOTE*: Each color band shall have a minimum of (3) wraps and shall be neatly trimmed and smoothed out so as to avoid unraveling.
 NOTE*: X-Pole Antennas should use "xx-1" for the "+45" port, "xx-2" for the "-45" port.
 NOTE*: Colorband #4 refers to the Frequency Band: ORANGE=850, VIOLET=1900. Used on jumpers only.
 NOTE*: RF feedline shall be identified with a metal tag (stainless or brass) and stamped with the sector, antenna position, and cable number.
 NOTE*: Antennas must be identified, using the sector letter and antenna number, with a black marker prior to installation.

CABLE MARKING TAGS

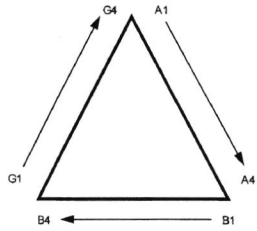
TO PROVIDE ADDITIONAL IDENTIFICATION RF CABLES SHALL BE IDENTIFIED WITH A METAL TAG MADE OF STAINLESS STEEL OR BRASS AND STAMPED WITH THE SECTOR, ANTENNA POSITION, AND CABLE NUMBER. THE ID MARKING LOCATIONS SHOULD BE AS PER "CABLE MARKING LOCATIONS TABLE". THE TAG SHOULD BE ATTACHED WITH CORROSIVE PROOF WIRE OR WAX STRING AROUND THE CABLE. THE TAG SHOULD BE LABELED AS SHOWN BELOW IN FIGURE 2.

Figure 2: Tag Detail Example



CABLE MARKING LOCATIONS TABLE		
TAPE	TAG	LOCATIONS
X		EACH TOP-JUMPER SHALL BE COLOR CODED WITH (1) SET OF 3" WIDE BANDS.
X		EACH MAIN COAX SHALL BE COLOR CODED WITH (1) SET OF 3" WIDE BANDS NEAR THE TOP-JUMPER CONNECTION AND WITH (1) SET OF 3/4" WIDE COLOR BANDS JUST PRIOR TO ENTERING THE BTS OR TRANSMITTER BUILDING.
	X	MARKING TAGS SHALL BE ATTACHED AT CABLE ENTRY PORT ON THE INTERIOR OF THE SHELTER
X		ALL BOTTOM JUMPERS SHALL BE COLOR CODED WITH (1) SET OF 3/4" WIDE BANDS ON EACH END OF BOTTOM JUMPER.

Figure 1: Antenna Orientation



Version 2.0 March 1st, 2008

PLEASE VERIFY WITH LATEST APPROVED RFDS FOR BUILD DATA AND COLOR CODE

Please verify with latest approved RFDS for build data and color code

PLANS PREPARED FOR:

Sprint
 6580 Sprint Parkway
 Overland Park, Kansas 66251

PLANS PREPARED BY:

CDG
 CONNELL DESIGN GROUP, LLC
 1402 Nevada Prep Court, Lake Forest, CA 92550
 (949) 251-0997 FAX: (949) 251-8527 FAX

EQUIPMENT MANUFACTURER:

Alcatel-Lucent

CONSULTANT:

Cortel, LLC
 14821 Arroyo Honda
 San Diego, CA 92127

ENGINEERING LICENSE:

REGISTERED PROFESSIONAL ENGINEER
 DANIEL MICHAEL CONNELL
 NO. 62543
 Exp. 12/31/15

THESE DOCUMENTS ARE CONFIDENTIAL AND ARE THE SOLE PROPERTY OF SPRINT AND MAY NOT BE REPRODUCED, DISSEMINATED OR REDISTRIBUTED WITHOUT THE EXPRESS WRITTEN CONSENT OF SPRINT.

REVISION:	DATE:	BY:	REV:
DESCRIPTION:			
NO. 001	05/27/04	HL	1
CODE: 001	05/26/04	JPC	1

SITE NAME:

JFK PARK

SITE CAGE:

RV62XC902

SITE ADDRESS:

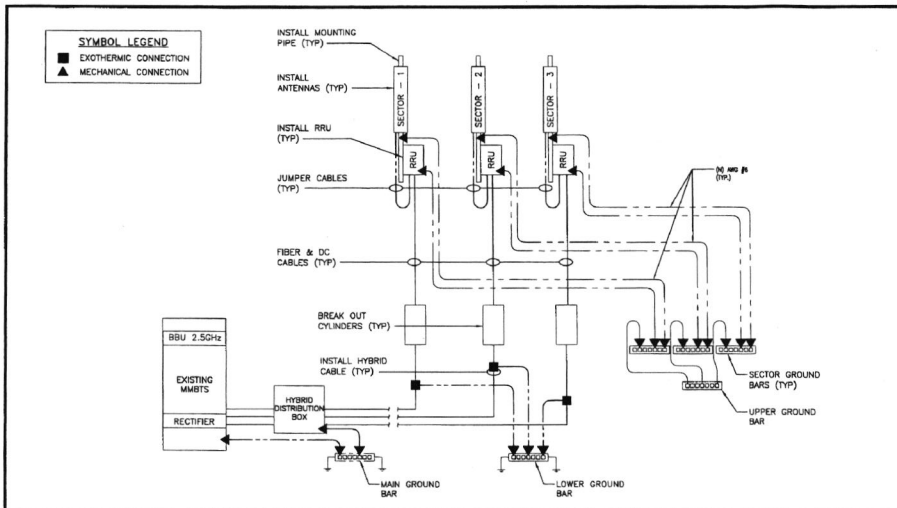
15115 INDIAN STREET
 MORENO VALLEY, CA 92552

SHEET DESCRIPTION:

RRU CABLE MARKING LOCATIONS DIAGRAM

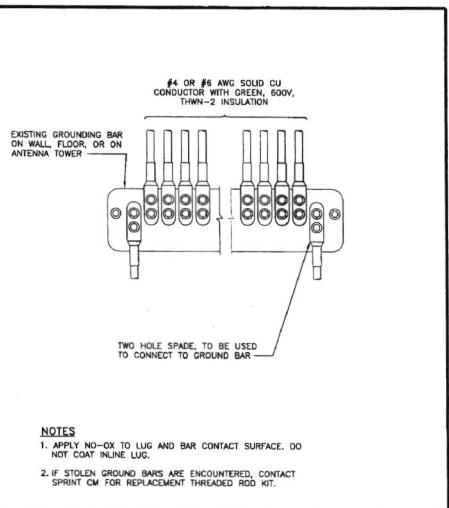
SHEET NUMBER:

A-5



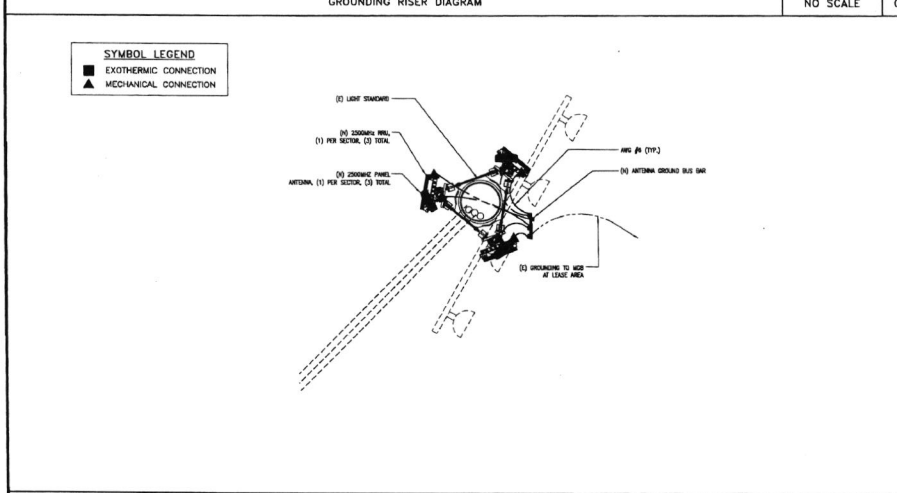
GROUNDING RISER DIAGRAM

NO SCALE C



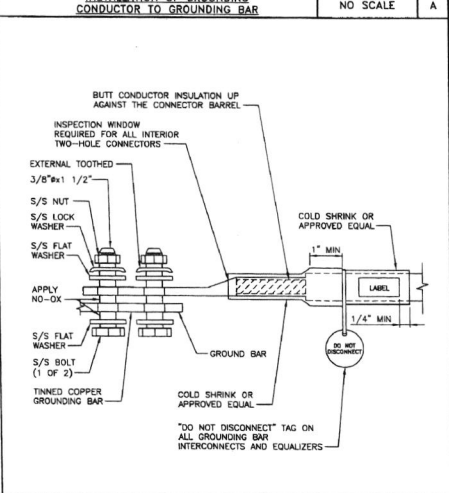
INSTALLATION OF GROUNDING CONDUCTOR TO GROUNDING BAR

NO SCALE A



TYPICAL ANTENNA GROUNDING PLAN

NO SCALE D



TWO HOLE LUG

NO SCALE B

PLANS PREPARED FOR:
Sprint
 6560 Sprint Parkway
 Overland Park, Kansas 66251

PLANS PREPARED BY:
EDG
CONNELL DESIGN GROUP, LLC
 CONSULTING CIVIL ENGINEERING
 3401 Boulder Place, Suite 100, Lake Forest, CA 92650
 (949) 750-0070 FAX: (949) 750-0033 FAX2

EQUIPMENT MANUFACTURER:
Alcatel-Lucent

CONSULTANT:
Cortel, LLC
 1481 Arroyo Boulevard
 San Diego, CA 92127

ENGINEERING LICENSE:
 REGISTERED PROFESSIONAL ENGINEER
 MICHAEL CONNELL
 NO. 62543
 Exp: 12/31/15
 CIVIL
 STATE OF CALIFORNIA

DRAWING NOTICE:
 THESE DOCUMENTS ARE CONFIDENTIAL AND ARE THE SOLE PROPERTY OF SPRINT AND MAY NOT BE REPRODUCED, DISSEMINATED OR REDISTRIBUTED WITHOUT THE EXPRESS WRITTEN CONSENT OF SPRINT.

REVISIONS	DESCRIPTION	DATE	BY	REV
REV. 00's		05/12/14	HL	0
CODE 00's		05/20/14	JPC	1

SITE NAME:
JFK PARK

SITE CASQAD:
RV62XC902

SITE ADDRESS:
 15115 INDIAN STREET
 MORENO VALLEY, CA 92552

SHEET DESCRIPTION:
GRND PLAN AND DETAILS

SHEET NUMBER:
E-1

JUN 03 2014

Exhibit "B"

CITY OF MORENO VALLEY
TELECOMMUNICATIONS LICENSE AGREEMENT

This Telecommunications License Agreement ("License") is effective as of the date signed by Licensor and is by and between THE CITY OF MORENO VALLEY hereinafter called "Licensor," and SPRINT PCS ASSETS, LLC, A DELAWARE LIMITED LIABILITY COMPANY, hereinafter called "Licensee."

The parties agree as follows:

1. Premises.

Licensor owns the real property legally described in Exhibit "A" hereinafter called "Property." Subject to the following terms and conditions, Licensor licenses to Licensee that portion of Licensor's Property depicted in Exhibit "B," including all necessary and reasonable access and utility rights for installation, operation, and maintenance of Licensee's equipment, structures, and utilities (the "Premises"). Exhibit "C," Conditional Use Permit and Conditions of Approval, is attached hereto and incorporated by reference into this License Agreement.

2. Use.

- A. The Premises may be used by Licensee for any lawful activity in connection with the provision of mobile/wireless communications services, including without limitation, the transmission and the reception of radio communication signals on various frequencies and the construction, maintenance and operation of related communications facilities, subject to the terms and conditions of this License.
- B. Licensee shall use the Premises in compliance with all applicable laws, statutes, ordinances, rules, regulations and orders in effect.
- C. Licensor agrees, at no expense to Licensor, to cooperate with Licensee, in making application for and obtaining all licenses, permits and any and all other necessary approvals that may be required for Licensee's intended use of the Premises.
- D. The terms and conditions in this License are offered solely to Licensee as an inducement to execute the License for the Premises. Licensor would not necessarily license the Premises to another licensee on such favorable terms and conditions, it being understood that Licensor is specifically relying on the identity of Licensee in agreeing to the terms and conditions in this License. Licensee acknowledges that the License terms and conditions are for Licensee's benefit only so long as Licensee operates the business allowed by this License. But for the previously stated reasons, Licensor would not enter into this License. Therefore, Licensee shall not voluntarily, involuntarily, or by operation of laws, sublicense all or any part

w:\cappro\cappro\res\proj\telecommunications - cell boiler\Telecommunications License Agreement - Boiler (7/7/04)

Attachment "C"

1

of the Premises or allow it to be assigned or sublicensed to any person or entity other than Licensee except as otherwise permitted under Section 13.

E. Licensee shall not voluntarily, involuntarily, or by operation of laws, sublicense all or any part of the Premises or allow it to be sublicensed, to any person or entity other than Licensee (except as otherwise permitted under Section 13) without the prior written approval of Licensor, which approval will not be unreasonably withheld, delayed or conditioned. In the event Licensee sublicenses or permits the collocation of equipment or antenna space within the Premises or on Licensee's pole to a communications carrier unaffiliated to Licensee, the Rent (as defined below) due under this License shall increase by an amount equal to Fifty Percent (50%) of the current rent at the time of the sublicensing or collocation for each month the additional carrier's equipment is located within the Premises or on the pole. Notwithstanding anything in this License to the contrary, nothing in this License shall prohibit the shared use of Licensee's Facilities (as defined below) with another party pursuant to a strategic alliance, roaming, or other agreement with Licensee; provided, however, such third party does not install any equipment in or upon the Premises.

3. Conditions Precedent.

This License is conditioned upon Licensee obtaining all necessary federal, state, or local governmental permits and approvals enabling Licensee to construct and operate mobile/wireless communications facilities on the Premises.

4. Term.

This License is binding and in effect upon full execution and delivery by Licensor and Licensee. The term of this License ("Term") shall be five (5) years commencing sixty (60) days after Licensee has obtained all permits and approvals necessary to construct and operate Licensee's Facilities (as defined in Section 6B below) on the Premises ("Commencement Date"). Licensee shall have the right to extend the Term of this License for five (5) additional terms ("Renewal Term") of five (5) years each. The terms and conditions for the Renewal Term shall be the same terms and conditions of this License, except that the Rent shall be increased as set forth in Section 5. This License shall automatically be extended for each successive five (5) year Renewal Term unless notice is provided in writing of Licensor's, or Licensee's intention not to extend this License at least thirty (30) days but not more than 180 days prior to the expiration of the first five year Term or any Renewal Term.

5. Rent.

A. In consideration of the rights granted by this License, upon the Commencement Date, Licensee shall pay Licensor the sum of Twenty-

w:\capproj\capproj\res\prop\telecommunications - cell boiler\Telecommunications License Agreement - Boiler (7/7/04)

Attachment: Amendment Sprint 040910 (1255 : AMENDMENT TO TELECOMMUNICATIONS LICENSE AGREEMENT)

Four Thousand Dollars (\$24,000.00) per year as rent ("Rent"). Rent shall be payable on the Commencement Date, in advance, and on each anniversary of the Commencement Date thereafter to Licensor at the address specified in Section 18 below. The rent shall increase at a rate of 3% each year.

- B. If the Rent is not received by Licensor on or before the thirtieth (30th) day following the due date, it shall be deemed delinquent. If the Rent is not paid before delinquency, then the amount due and unpaid shall be subject to a late charge at the rate of five percent (5%) of the overdue amount, without limitation to Licensor's other rights and remedies under this License.
- C. Licensee may request to expand the Premises if Licensor demands in best interest of Licensor then Licensee will submit plan for its equipment beyond the square footage of the Premises with Licensor's prior written consent, which consent shall not be unreasonably withheld, conditioned, or delayed, and Rent shall be increased in proportion to the extra square footage included in the revised Premises.
6. Improvements; Access.
- A. Licensee shall have the right (but not the obligation) at any time following the full execution and delivery of this License and prior to the Commencement Date, to enter the Premises for the purpose of making necessary inspections and engineering surveys (and soil tests where applicable) and other reasonably necessary tests (collectively "Tests") to determine the suitability of the Premises for Licensee's Facilities (as defined herein) and for the purpose of preparing for the construction of Licensee's Facilities. During any Tests or pre-construction work, Licensee will have in effect the insurance required in Section 12, Insurance. Licensee will notify Licensor of any proposed Tests or pre-construction work and will coordinate the scheduling of same with Licensor. If Licensee determines that the Premises are unsuitable for Licensee's contemplated use, then Licensee will notify Licensor and this License will terminate.
- B. Subject to all terms and conditions of this License, Conditional Use Permit, and Approved Plans and Specs, Licensee has the right to construct, maintain and operate on the Premises radio communications facilities, including but not limited to, radio frequency transmitting and receiving equipment, batteries, utility lines, transmission lines, radio frequency transmitting and receiving antennas and structures, ("Licensee's Facilities") and lighting as specifically identified on the attached Exhibit B. In connection therewith, Licensee has the right to do all work necessary to prepare, add, maintain and alter the Premises for Licensee's communications operations and to install utility lines and transmission lines connecting antennas to transmitters and receivers, except that any change to the Licensee's Facilities adversely and materially affecting the

visual appearance of the Premises, any modification of equipment which places an additional load on the Licensor's electrical system requiring an increase in Licensee's 200 amp service panel size and capacity shall be prohibited until approved in writing by Licensor, and such approval will not be unreasonably withheld, unreasonably conditioned or unreasonably delayed. Notwithstanding the forgoing, Licensee shall be entitled to exchange and replace equipment and antennas within the Premises provided that (i) any new equipment is either not physically or materially greater in size or not visible to the public; or (ii) any antennas are not substantially greater in size than those previously installed.

- C. Licensee shall submit an application to the City of Moreno Valley for a Conditional Use Permit and pay all applicable fees. Subject to the approval of a Conditional Use Permit, Licensee shall construct, maintain and operate said Facilities in accordance with the Conditions of Approval as set forth by the City's CEDD Planning, Building & Safety, Parks & Recreation Departments, and the Fire Prevention Bureau, et al, during the plan review process.
- D. Licensee shall obtain and pay for all building permits and fees as required. Temporary fencing shall be placed around the construction site for the duration of construction.
- E. As part of the installation of Licensee's Facilities, Licensee shall have the right to install electrical service, at Licensee's expense, including, but not limited to primary power and installation of an emergency back-up power system for Licensee's Facilities. Subject to Licensor's approval of the location, which approval shall not be unreasonably withheld, Licensee shall have the right to place utilities on (or to bring utilities across) Licensor's Property in order to service the Premises and Licensee's Facilities.
- F. Licensee shall commence and diligently pursue all of the construction and installation work described in this Section 6 so as to fully complete said work within 180 days of the Commencement Date subject to reasonable extension of time due to events of force majeure.
- G. All of Licensee's construction and installation work shall be performed at Licensee's sole cost and expense, in a good and workmanlike manner as defined by the prevailing industry standard.
- H. The Licensee shall have Performance Bond, and a Labor and Material Bond for all work associated with construction of Licensee facilities in amounts and form as required by the Licensor.
- I. Title to Licensee's Facilities installed or placed on the Premises by Licensee shall be held by Licensee. Licensee has the right to remove all of Licensee's Facilities at its sole expense on or before the expiration or termination of this License, except those portions of Licensee's Facilities

which are full integrated into Licensor owned property and ballfield lighting system. It is the intent of the parties that electrical service and lighting for park facilities, including but not limited to park ballfield lighting, shall be a permanent Licensor installation and all electrical service components, panels, conduits, conductors, and shall remain in place upon termination of this License and title to same shall revert to the City of Moreno Valley. Upon termination of this License the Licensor shall have the option to have Licensee's structures and buildings removed at Licensee's sole expense or to have them remain in place. The Licensor will notify the Licensee thirty (30) days prior to the termination or expiration of this License as to the option of leaving or removing the structure. If said buildings and structures are allowed to remain in place title to same shall revert to the City of Moreno Valley. Licensor shall take title to said facilities in their then existing "AS-IS, WHERE-IS" condition, without representation or warranty from Licensee. All of Licensee's communication equipment shall at all times be and remain Licensee's personal property, not be considered fixtures, and in no event shall any part of Licensee's communications equipment be deemed or considered "integrated into Licensor owned property."

- J. Licensor shall provide continuous access to Licensee, Licensee's employees, agents, contractors and subcontractors a designated access route on Exhibit B to the Premises twenty-four (24) hours a day, seven (7) days a week, at no charge to Licensee. Licensor represents and warrants that it has full rights of ingress to and egress from the Premises, and hereby grants such rights to Licensee to the extent required to construct, maintain, install and operate Licensee's Facilities on the Premises. Licensee's exercise of such rights shall not cause undue inconvenience to the Licensor. Except in the event of an emergency (including equipment failure), Licensee shall provide a minimum of twenty-four (24) hours notice to the City Parks and Facilities Division prior to access of the Premises for scheduled routine maintenance and other major work.
- K. For additional access and utility rights beyond those provided to Licensee by Licensor in this License, it shall be the responsibility of Licensee to obtain and pay for all additional easements, rights of entry and all incidentals necessary to Licensee's operations upon the Premises.
- L. Licensor shall maintain an access pathway from a public roadway to the Premises in a manner sufficient to allow access for Licensee's use of the Premises. Licensor shall be responsible for maintaining and repairing such access pathway, at its sole expense, except for any damage caused by Licensee's use of such access pathway; or replace damaged items. If Licensee causes any such damage, Licensee shall promptly repair all damages within ten (10) working days of Licensee's receipt of written notice from the Licensor. If the Licensee fails to make such repair or replacement within ten (10) working days of Licensee's receipt of written notice, the Licensor may cause the work to be done and the costs incurred

thereby shall become the liability of the Licensee, and the Licensor shall be reimbursed said cost.

- M. Licensee shall fully and promptly pay for all utilities used by Licensee for the use, operation and maintenance of Licensee's Facilities in the Premises.
- N. Licensor shall be entitled to enter the Premises at any time to inspect Licensee's facilities for compliance with the terms of this License, and with all applicable Federal, state and local governmental regulations.
- O. Licensor retains the right to access the Premises during the term of this License for any purpose that does not interfere with Licensee's use of the Premises as provided herein.

7. Maintenance; Landscaping

- A. Licensee shall be responsible for repairing and maintaining Licensee's Facilities and any other improvements installed by Licensee on the Premises in a proper operating and reasonably safe condition. This shall include the repair of all damage incurred whether natural or man made.
- B. Upon acceptance of the site improvements, Licensor shall be responsible for all graffiti removal and abatement at the Premises. Licensee shall pay a graffiti removal and landscape maintenance fee in the amount of One Hundred Dollars (\$100.00) per month for said service. The abatement and landscape maintenance fee shall be noted as a separate line item.

8. Interference with Communications.

- A. Licensee agrees to install equipment of types and frequencies which will not cause interference to the currently existing communications equipment (as configured) of Licensor, Licensor's vendors, or other pre-existing licensees or lessees of the Premises. In the event Licensee's equipment causes such interference, Licensee shall cooperate with Licensor in determining the source and will immediately take all steps necessary to correct and eliminate the interference. If said interference cannot be eliminated within forty-eight (48) hours after receipt of written notice from Licensor to Licensee of the existence of such interference and Licensor has reasonably determined Licensee's equipment to be the source of said interference, Licensee shall discontinue use of the equipment creating said interference. Licensee shall shut down the interfering equipment except for intermittent operation for the purpose of testing after performing any maintenance, repair, modification, replacement or other action for the purpose of correcting such interference. If such interference is not corrected within thirty (30) days after receipt of the aforesaid notice, Licensee shall remove the interfering equipment from the Premises. In the event that the cause of such interference cannot be pinpointed to a particular piece of equipment or system, Licensee shall disconnect the

electric power and shut down all of its equipment until such time as the interference problem is corrected. If such interference is not corrected within thirty (30) days after receipt of the aforesaid notice, Licensee shall remove its equipment from the Premises within an additional ten (10) day period. Licensor shall not be liable to Licensee for any interruption of service of Licensee unless caused by Licensor or for interference with the operation of Licensee's equipment unless caused by Licensor.

- B. Notwithstanding the foregoing, in the event that said interference interferes with Licensor's own equipment as configured and installed as of the installation of a Licensee's equipment and in Licensor's sole and reasonable judgment, said interference jeopardizes the safe operation of Licensor's operations, Licensee will be responsible for eliminating the interference within twenty-four (24) hours, upon becoming aware of such interference. Licensor reserves the right to disconnect power to the interfering equipment if Licensee is unable to eliminate said interference within twenty-four (24) hours of said notification.
- C. Licensee has satisfied itself and hereby represents and warrants to Licensor that, to the best of Licensee's knowledge, no such interference shall result to the currently existing systems (as configured) of Licensor or other pre-existing licensees or lessees at the Premises. Licensee agrees to indemnify, hold harmless and defend Licensor against any claim or damage, including reasonable attorney's fees, arising out of such interference.
- D. Licensee shall be responsible for performing and providing documentation to the Licensor for all engineering studies to ensure that the placement of its equipment at the Premises will not cause interference with any existing equipment (as configured) placed there by Licensor and/or any other pre-existing licensees or lessees.
- E. It is emphasized that the primary use of the Premises is intended to include future and presently unknown Licensor uses, the integrity and security of which shall in no way be compromised by the Licensee. If during the Term of the License, Licensor's present or future operations requires installation of additional telecommunications equipment adjacent to the Premises, which equipment shall be owned and operated by Licensor or any other governmental agency, Licensor agrees to take all reasonable steps necessary not to affect or interfere with Licensee's right hereunder. If, however, such interference occurs despite the best efforts of both Licensor and Licensee, the Licensor's operational need shall prevail and Licensee shall be required to modify or remove their interfering equipment.
- F. Excepting pre-existing equipment located on the Premises prior to the date of this License, Licensor shall not allow any use of the Property which interferes with Licensee's use of the Premises. If such interference

occurs, Licensor shall promptly correct such interference within forty-eight (48) hours of Licensor's receipt of written notice from Licensee.

9. Taxes.

Licensee shall pay all taxes assessed against Licensee's Facilities. Pursuant to California Revenue and Taxation Code section 107.6, Licensee is notified that the property interest acquired by Licensee in the Premises under this License may be subject to property taxation as a possessory interest in real property, and Licensee may be subject to the payments of property taxes levied on that interest.

10. Termination.

This License shall not be revoked or terminated during the Term or any Renewal Term except as expressly stated in this License. This License may be terminated on thirty (30) days prior written notice as follows:

- A. by either party upon a default of any covenant, condition, or term hereof by the other party, which default is not cured within sixty (60) days of receipt of written notice of default, provided that if such default is curable, but not curable within such sixty (60) day period, then within such period of time as is reasonably necessary to accomplish such cure (in order to avail itself of this time period in excess of sixty (60) days, the defaulting party must send to the other party, within the sixty (60) day period, a written plan to cure the default, which is reasonably acceptable to the other party, and the defaulting party diligently commences and continues performance of such cure to completion according to the written plan).
- B. by Licensee if it does not obtain or maintain licenses, permits or other approvals necessary to the construction or operation of Licensee's Facilities; however, Licensee shall act with due diligence to obtain and maintain such agreements, licenses, permits, and other approvals;
- C. by Licensee if Licensee is unable to occupy or utilize the Premises due to ruling or directive of the Federal Communications Commission ("FCC") or other governmental or regulatory agency, including, but not limited to, a take back of channels or change in frequencies;
- D. by Licensee if Licensee determines that the Premises are not appropriate for its operations for economic, environmental or technological reasons, including without limitation, signal strength or interference; or
- E. by Licensee for any reason or for no reason, at any time during any Term of this License, subject to Sections 10.F and 10.G, provided Licensee delivers thirty (30) days written notice of termination to Licensor.
- F. In the event of a termination of this License, by Licensee, at any time within the initial Term of this License, Licensee shall pay to Licensor as

consideration of such early termination of fee equal to three (3) months of the then current Rent. Such fee shall be paid within thirty (30) days of the effective date of termination of this License.

- G. In the event of a termination of this License for any cause in any term after the initial five (5) year Term, except default and failure to cure by Licensor, Licensee shall not receive a refund of any rental amounts paid in advance to Licensor.

11. Condemnation.

If a condemning authority takes all of Licensor's Property, or a portion which in Licensee's opinion is sufficient to render the Premises unsuitable for Licensee's use, then this License shall terminate as of the date when possession is delivered to the condemning authority. In any condemnation proceeding each party shall be entitled to make a claim against the condemning authority for just compensation (which for Licensee shall include the value of Licensee's Facilities, prepaid rent, and any other amounts recoverable under condemnation law). Sale of all or part of the Premises to a purchaser with the power of eminent domain in the face of the exercise of its power of eminent domain shall be treated as a taking by a condemning authority.

12. Insurance

- A. Licensee shall maintain in full force and effect, at no expense to Licensor, the following insurance policies:

1. A comprehensive general liability insurance policy in the minimum amount of five million (\$5,000,000) dollars per occurrence for death, bodily injury, personal injury, or property damage;
2. An automobile liability (owned, non-owned, and hired vehicles) insurance policy in the minimum amount of one million (\$1,000,000) dollars per occurrence;

- B. The insurance coverage required of the Licensee by section 12 shall also meet the following requirements:

1. The insurance shall be primary with respect to any insurance or coverage maintained by Licensor and shall not call upon Licensor insurance or coverage for any contribution.
2. The insurance policies shall be endorsed for contractual liability and personal injury;
3. The insurance policies shall be specifically endorsed to include the City of Moreno Valley, the Community Redevelopment Agency of the City of Moreno Valley (RDA), and the Moreno Valley

Community Services District (CSD), its officers, agents, employees, and volunteers, as additionally named insureds under the policies; and shall bear an endorsement substantially containing the following provisions:

Solely as respect to work done by or on behalf of the named insured for the City of Moreno Valley, it is agreed that the City of Moreno Valley, the Community Redevelopment Agency of the City of Moreno Valley (RDA), and the Moreno Valley Community Services District (CSD), its officers, employees and agents, are added as additional insured under this policy and the coverage provided hereunder shall be primary insurance and not contributing with any other insurance available to the City of Moreno Valley, California, the Community Redevelopment Agency of the City of Moreno Valley, and the Moreno Valley Community Services District, its officers, employees and agents; under any third party liability policy.

It is further agreed that the other insurance provision(s) of the policy are amended to conform therewith

4. Licensee shall provide to Licensor's Risk Manager, (a) Certificates of Insurance evidencing the insurance coverage required herein, and (b) specific endorsements naming Licensor, its officers, agents, employees, and volunteers, as additional named insureds under the policies;
 5. The insurance policies shall provide that the insurance carrier shall not cancel, terminate or otherwise modify the terms and conditions of said insurance policies except upon thirty (30) days written notice to Licensor's Risk Manager;
 6. If the insurance is written on a Claims Made Form, then, following termination of this License, said insurance coverage shall survive for a period of not less than five (5) years;
 7. The insurance policies shall provide for a retroactive date of the placement of Licensee's Facilities coinciding with the effective date of this License;
 8. The insurance shall be approved as to form and sufficiency by the Licensor's Risk Manager and the Licensor Attorney.
- C. If it employs any person, Licensee shall maintain worker's compensation and employer's liability insurance, as required by the State Labor Code and other applicable laws and regulations.

13. Successors and assigns.

Licensee may assign this License at any time subject to amending the Conditional Use Permit, and upon written notice to and approval of Licensor, which approval shall not be unreasonably withheld, conditioned or delayed, provided, however, Licensee shall have the right to sublease or assign its rights under this License without consent of Licensor, (i) to any of its partners, members, subsidiaries, affiliates, contract affiliates, or successor legal entities, (ii) to any entity acquiring substantially all of the assets of Licensee in the geographic region the Premises are located, or (iii) to any entity in connection with any financing, loan, security interest, pledge, or mortgage of Licensee's property. This License shall inure to the benefit of and be binding upon the heirs, successors and assigns of the parties.

14. Environmental Indemnification; Hazardous substances.

- A. Licensee hereby represents, warrants, covenants and agrees to and with Licensor that all of Licensee's operations or activities upon, or any use or occupancy of the Property by Licensee, or any portion thereof, by Licensee, shall be in all respects in compliance with all state, federal and local laws and regulations governing or in any way relating to the generation, handling, manufacturing, treatment, storage, use, transportation, spillage, leakage, dumping, discharge, or disposal (whether legal or illegal, accidental or intentional) of any Hazardous Substance (as defined below).
- B. If any investigation or monitoring of site conditions or any clean-up, containment, restoration, removal or other remedial work (collectively, the "Remedial Work") is required under any applicable federal, state or local law or regulation, by any judicial order, or by any governmental entity due to any Hazardous Substances brought on to or generated on the Property by Licensee, Licensee shall perform or cause to be performed the Remedial Work in compliance with such law, regulation, or order. All costs and expenses of such Remedial Work shall be paid by Licensee including, without limitation, all charges of Licensee's contractors, consultants and engineers and Licensor's reasonable attorney, architect's and/or consultant's fees and costs incurred in connection with monitoring or review of such Remedial Work. In the event Licensee shall fail to timely commence, or cause to be commenced, or fail to diligently prosecute to completion, such Remedial Work, Licensor may, but shall not be required to, cause such Remedial Work to be performed, and all reasonable costs and expenses thereof, or incurred in connection therewith, shall be reimbursed to Licensor.
- C. "Hazardous Substances" shall include without limitation:
1. Those substances included within the definitions of "hazardous substances," "hazardous materials," "toxic substances," or "solid

waste" in the Comprehensive Environmental Response Compensation and Liability Act of 1980 (42 U.S.C. § 9601 et seq.) ("CERCLA"), as amended by Superfund Amendments and Reauthorization Act of 1986 (Pub. L. 99-499 100 Stat. 1613) ("SARA"), the Resource Conservation and Recovery Act of 1976 (42 U.S.C. § 6901 et seq.) ("RCRA"), and the Hazardous Materials Transportation Act, 49 U.S.C. § 1801 et seq., and in the regulations promulgated pursuant to said laws, all as may be amended from time to time;

2. Those substances listed in the United States Department of Transportation Table (49 CFR 172.101 and amendments thereto) or by the Environmental Protection Agency (or any successor agency) as hazardous substances (40 CFR Part 30, and as may be amended from time to time);
3. Any material, waste or substance which is petroleum, asbestos, polychlorinated biphenyls, designated as a "hazardous substance" pursuant to Section 311 of the Clean Water Act, 33 U.S.C. 1251 et seq. (33 U.S.C. § 1321) or listed pursuant to Section 307 of the Clean Water Act (33 U.S.C. § 1317); or radioactive materials; and such other substances, materials, and wastes which are or become regulated as hazardous or toxic under applicable local, state, or federal law, or the United States government, or which are classified as hazardous or toxic under federal, state, or local laws or regulations.

15. Indemnity and Mutual Release.

Licensor and Licensee each indemnifies the other against and holds the other harmless from any and all costs (including reasonable attorney's fees) and claims of liability or loss to the extent arising from the ownership, use and/or occupancy of the Licensor's Property or Premises by the indemnifying party. This indemnity does not apply to any claims arising from the negligence or intentional misconduct of the indemnified party, breach of this License by the indemnified party, or violation of law by the indemnified party. The indemnity obligations under this Section will survive the termination of this License.

16. Attorneys' fees; Litigation costs.

- A. If any action at law or in equity is brought to recover any Rent or other sums under this License, or for or on account of any breach of or to enforce or interpret any of the covenants, terms, or conditions of this License, or for the recovery of the possession of the Premises, the prevailing party shall be entitled to reasonable attorneys' fees, costs and other expenses, in addition to any other relief to which such party may be entitled to the extent award by a court of law.

- B. Whenever provision is made in this License for the payment of attorney's fees, such fees shall be payable whether the legal services are rendered by a salaried employee for the party or by independent counsel and shall include such fees as are incurred in connection with any pretrial proceeding, trial or appeal of the action.
- C. Any award of damages following judicial remedy or arbitration as a result of the breach of this License or any of its provisions shall include an award of prejudgment interest from the date of the breach at the lesser of (i) the maximum amount of interest allowed by law or (ii) Ten Percent (10%).

17. Waiver of Incidental and Consequential Damages.

Neither party will assert any claim whatsoever against the other party for loss of anticipatory profits or any other indirect, special, incidental or consequential damages incurred as a result of the construction, installation, operation, maintenance, or replacement of personal property owned by either party, or Licensor's or Licensee's use of the Premises or Licensor's Property, including any and all losses incurred as a result of Licensor's or Licensee's actions or defaults.

18. Miscellaneous.

- A. Severability. If any provision of the License is invalid or unenforceable with respect to any party, the remainder of this License or the application of such provision to persons other than those as to whom it is held invalid or unenforceable, shall not be affected and each provision of this License shall be valid and enforceable to the fullest extent permitted by law.
- B. Notices. Any notice or demand required to be given herein shall be made by certified or registered mail, return receipt requested, or reliable overnight mail to the address of the respective parties set forth below:

City:
 City of Moreno Valley
 City Manager
 14177 Frederick Street
 Moreno Valley, CA 92552-0805

Licensee:
 Sprint Contracts & Performance
 Mailstop: KSOPHT0101-Z2650
 6391 Sprint Parkway
 Overland Park, KS 66251-2650

with a copy to:
 City Engineer
 14177 Frederick Street
 Moreno Valley, CA 92552-0805

with a copy to:
 Sprint Law Department
 Mailstop: KSOPHT0101-Z2020
 6391 Sprint Parkway
 Overland Park, KS 66251-2020
 Attn: Sprint Real Estate Attorney

- C. Choice of Law. This License shall be governed under the laws of the State of California and applicable Federal law.

Attachment: Amendment Sprint 040910 (1255 : AMENDMENT TO TELECOMMUNICATIONS LICENSE AGREEMENT)

- D. **Survival of Terms.** Terms and conditions of this License which by their sense and context survive the termination, cancellation or expiration of this License will so survive.
- E. **Entire Agreement.** The terms of this License (including the Exhibits, all of which are hereby incorporated by reference) are intended by the parties as the final expression of their agreement with respect to such terms. The parties further intend that this License constitutes the complete and exclusive statement of its terms and no extrinsic evidence whatsoever may be introduced in any proceeding, involving this License. The language in all parts of this License will in all cases be construed as a whole and in accordance with its fair meaning and not construed for or against either party.
- F. **Amendments and Modifications.** No amendments, modification or supplement, including those by custom, usage of trade, or course of dealing, of any provisions of this License shall be binding on any of the parties unless it is in writing and signed by the parties in interest at the time of the modification. No oral order, objection, claim, or notice by either party to the other shall affect or modify any of the terms or obligations contained in the License.
- G. **Venue.** At Licensor's option, any action by any party to this License shall be brought in the appropriate court of competent jurisdiction within the County of Riverside, notwithstanding any other provision of law which may provide that such action may be brought in some other location.
- H. **Waiver.** Failure by a party to insist upon the strict performance of any of the provisions of this License by the other party, or the failure by a party to exercise its rights upon the default of the other party shall not constitute a waiver of such party's right to insist and demand strict compliance by the other party with the terms of this License thereafter.

IN WITNESS WHEREOF, Licensor and Licensee have executed this Telecommunications License Agreement as of the date signed by Licensor.

City of Moreno Valley

Sprint PCS Assets, LLC.

BY: [Signature]
Mayor
DATE: 1-9-2005

BY: [Signature]
TITLE: AVP-Site Delivery
(President or Vice President)

WITNESS:
[Signature]

ATTEST:
Alice Reed
City Clerk

APPROVED AS TO LEGAL FORM:
[Signature]
City Attorney
DATE: 11/4/04

- Enclosures: Exhibit "A" – Legal Description of City's Property
- Exhibit "B" – Description of Premises, Licensee's Facilities, Incorporation of Plans by Reference
- Exhibit "C" – Conditional Use Permit and Conditions of Approval

Exhibit C

**FAITHFUL PERFORMANCE BOND
(100% of Estimated Total Contract Amount)**

**City of Moreno Valley, County of Riverside
State of California
(Government Code Section 66499.1)**

**Sprint PCS Assets, LLC A Delaware Limited Liability Company
JFK Park Cellular Tower on Light Standard and Building**

Telecommunications	
Facility Removal \$ <u>100,000.00</u>	Location <u>15115 Indian St., Moreno Valley CA 92553</u>
Bond No. <u>0189920</u>	Premium <u>\$500.00</u>
Surety <u>Berkley Insurance Company</u>	Principal <u>Sprint PCS Assets, LLC</u>
Contact Name (Print) <u>Paige Turner</u>	Contact Name (Print) <u>Paul Nuckols</u>
Address <u>475 Steamboat Road</u>	Address <u>6391 Sprint Parkway</u>
City/Zip <u>Greenwich, CT 06830</u>	City/Zip <u>Overland Park, KS 66251-2650</u>
Telephone <u>816 556 4267</u>	Telephone <u>913 315 9041</u>

WHEREAS, the City Council of the City of Moreno Valley, County of Riverside, State of California, and Sprint PCS Assets, LLC A Delaware Limited Liability Company (hereinafter designated as "Principal") have entered into, or are about to enter into the attached Telecommunications License Agreement whereby Principal agrees to remove the above-designated telecommunications facility, relating to Sprint PCS Assets, LLC A Delaware Limited Liability Company, which agreement is hereby referred to and made a part hereof; and,

WHEREAS, said principal is required under the terms of said agreement to furnish bond for the faithful performance of said agreement;

NOW, THEREFORE, we the Principal, and the undersigned as corporate Surety, are held and firmly bound to the City of Moreno Valley in the penal sum of One Hundred Thousand Dollars (\$100,000), lawful money of the United States, for the payment of which sum will and truly to be made, we bind ourselves, our heirs, successors, executors and administrator, jointly and severally, firmly by these presents.

The condition of this obligation is such that if the above bonded Principal, his or its heirs, executors, administrators, successors, or assigns, shall in all things stand to and abide by, and well and truly keep and perform the covenants, conditions and provisions in the said agreement and any alteration thereof made as therein provided, on his or specified, and in all respects according to their true intent and meaning, and shall indemnify and save harmless to the City of Moreno Valley, its officers, agents and employees, as therein stipulated, then this obligation shall become null and void; otherwise, it shall be and remain in full force and effect.

Attachment: Amendment Sprint 040910 (1255 : AMENDMENT TO TELECOMMUNICATIONS LICENSE AGREEMENT)

Exhibit C

FAITHFUL PERFORMANCE BOND (Page 2 of 2)
PROJECT NO. SPRINT CELL TOWER, 15115 Indian St., Moreno Valley CA 92553

As part of the obligation secured hereby, and in addition to the face amount specified therefore, there shall be included costs and reasonable expenses and fees, including reasonable attorney's fees, incurred by City in successfully enforcing such obligation, all to be taxed as costs and included in any judgment rendered.

The surety hereby stipulates and agrees that no change, extension of time, alteration or addition to the terms of the agreement or to the work to be performed thereunder or the specifications accompanying the same shall in anywise affect its obligation on this bond, and it does hereby waive notice of any such change, extension of time, alteration or addition to the terms of the agreement or to the work or to the specifications. Surety further stipulates and agrees that the provisions of Section 2845 of the Civil Code are not a condition precedent to Surety's obligations hereunder and are hereby waived by Surety.

IN WITNESS WHEREOF, this instrument has been duly executed by the Principal and Surety above named on January 2nd, 2015.

PRINCIPAL

SURETY

Name: Sprint PCS Assets, LLC

Name: Berkley Insurance Company

Title: A Delaware Limited Liability Company

Title: Paige M. Turner, Attorney-in-Fact

Name: *George A. Liddy*
Title: Manager - Risk Management

Name: *Paige M. Turner*
Attorney-in-Fact

**ATTACH NOTARIAL ACKNOWLEDGMENT OF SIGNATURE OF PRINCIPAL AND ATTORNEY-IN-FACT.
BOND COMPANY - ATTACH POWER OF ATTORNEY**

Approved as to form:

Date: _____

City Attorney
City of Moreno Valley


V:\Development & Specs\Cell towers\JK\Sprint\2014 improvements\Amendment to License\CONTRACT AND DOCUMENTS\Faithful Performance Bond for Removal - Boiler.doc

Attachment: Amendment Sprint 040910 (1255 : AMENDMENT TO TELECOMMUNICATIONS LICENSE AGREEMENT)

CORPORATE ACKNOWLEDGMENT

Commonwealth
 STATE OF Virginia
 COUNTY OF Suffolk } ss.
 On this 7th day of January, 2015, before me personally appeared
George A. Liddy, to me known to be
Manager, Risk Management and N/A of Sprint PCS Assets, LLC
 the corporation executing the above instrument, and acknowledged said instrument to be the free and voluntary act and deed of
 said corporation, for the uses and purposes therein mentioned and on oath stated that the seal affixed is the seal of said
 corporation and that it was affixed and that he executed said instrument by order of the Board of Directors
 of said corporation.

IN WITNESS WHEREOF, I have hereunto set my hand and affixed my OFFICIAL SEAL, the day and year first above written.



Andrea Y. Rowley
 Notary Public, residing at Reston, Virginia
 (Commission expires My Commission Expires October 31, 2015)

All parties agree that any microfilmed, scanned or electronically digitized copy of this document made by Surety as part of its record storage and retention program shall be as effective as the original for all purposes.

Attachment: Amendment Sprint 040910 (1255 : AMENDMENT TO TELECOMMUNICATIONS LICENSE AGREEMENT)


ACKNOWLEDGMENT BY SURETY

STATE OF Missouri }
County of Clay } ss.

On this 2nd day of January, 2015, before me personally
appeared Paige M. Turner, known to, me to be the Attorney-in-Fact of
Berkley Insurance Company, the corporation

that executed the within instrument, and acknowledged to me that such corporation executed the same.

IN WITNESS WHEREOF, I have hereunto set my hand and affixed my official seal, at my office in the aforesaid County, the day and year in this certificate first above written.



Mary Beth Schupp
Notary Public in the State of Missouri
County of Clay

Attachment: Amendment Sprint 040910 (1255 : AMENDMENT TO TELECOMMUNICATIONS LICENSE AGREEMENT)

POWER OF ATTORNEY
BERKLEY INSURANCE COMPANY
WILMINGTON, DELAWARE

NOTICE: The warning found elsewhere in this Power of Attorney affects the validity thereof. Please review carefully.

KNOW ALL MEN BY THESE PRESENTS, that BERKLEY INSURANCE COMPANY (the "Company"), a corporation duly organized and existing under the laws of the State of Delaware, having its principal office in Greenwich, CT, has made, constituted and appointed, and does by these presents make, constitute and appoint: *Michael J. Granacher, Keith A. Stiles, Paige M. Turner, Michael E. Kern or Sheryl J. Manger of Marsh USA, Inc. of Kansas City, MO* its true and lawful Attorney-in-Fact, to sign its name as surety only as delineated below and to execute, seal, acknowledge and deliver any and all bonds and undertakings, with the exception of Financial Guaranty Insurance, providing that no single obligation shall exceed Fifty Million and 00/100 U.S. Dollars (U.S.\$50,000,000.00), to the same extent as if such bonds had been duly executed and acknowledged by the regularly elected officers of the Company at its principal office in their own proper persons.

This Power of Attorney shall be construed and enforced in accordance with, and governed by, the laws of the State of Delaware, without giving effect to the principles of conflicts of laws thereof. This Power of Attorney is granted pursuant to the following resolutions which were duly and validly adopted at a meeting of the Board of Directors of the Company held on January 25, 2010:

RESOLVED, that, with respect to the Surety business written by Berkley Surety Group, the Chairman of the Board, Chief Executive Officer, President or any Vice President of the Company, in conjunction with the Secretary or any Assistant Secretary are hereby authorized to execute powers of attorney authorizing and qualifying the attorney-in-fact named therein to execute bonds, undertakings, recognizances, or other suretyship obligations on behalf of the Company, and to affix the corporate seal of the Company to powers of attorney executed pursuant hereto; and said officers may remove any such attorney-in-fact and revoke any power of attorney previously granted; and further

RESOLVED, that such power of attorney limits the acts of those named therein to the bonds, undertakings, recognizances, or other suretyship obligations specifically named therein, and they have no authority to bind the Company except in the manner and to the extent therein stated; and further

RESOLVED, that such power of attorney revokes all previous powers issued on behalf of the attorney-in-fact named; and further

RESOLVED, that the signature of any authorized officer and the seal of the Company may be affixed by facsimile to any power of attorney or certification thereof authorizing the execution and delivery of any bond, undertaking, recognizance, or other suretyship obligation of the Company; and such signature and seal when so used shall have the same force and effect as though manually affixed. The Company may continue to use for the purposes herein stated the facsimile signature of any person or persons who shall have been such officer or officers of the Company, notwithstanding the fact that they may have ceased to be such at the time when such instruments shall be issued.

IN WITNESS WHEREOF, the Company has caused these presents to be signed and attested by its appropriate officers and its corporate seal hereunto affixed this 28 day of July, 2014.

Attest:

Berkley Insurance Company

(Seal)

By

Ira S. Lederman
Senior Vice President & Secretary

By

Jeffrey M. Hafter
Senior Vice President

WARNING: THIS POWER INVALID IF NOT PRINTED ON BLUE "BERKLEY" SECURITY PAPER.

STATE OF CONNECTICUT)

) ss:

COUNTY OF FAIRFIELD)

Sworn to before me, a Notary Public in the State of Connecticut, this 28 day of July, 2014, by Ira S. Lederman and Jeffrey M. Hafter who are sworn to me to be the Senior Vice President and Secretary, and the Senior Vice President, respectively, of Berkley Insurance Company.

MARIA C. RUNDBAKEN
NOTARY PUBLIC
MY COMMISSION EXPIRES
APRIL 30, 2019

Marie C. Rundbaker
Notary Public, State of Connecticut

CERTIFICATE

I, the undersigned, Assistant Secretary of BERKLEY INSURANCE COMPANY, DO HEREBY CERTIFY that the foregoing is a true, correct and complete copy of the original Power of Attorney; that said Power of Attorney has not been revoked or rescinded and that the authority of the Attorney-in-Fact set forth therein, who executed the bond or undertaking to which this Power of Attorney is attached, is in full force and effect as of this date.

Given under my hand and seal of the Company, this 2nd day of January, 2015 .

(Seal)

John F. Beers
John F. Beers

WARNING: Any unauthorized reproduction or alteration of this document is prohibited. This power of attorney is void unless seals are readable and the certification seal at the bottom is embossed. The background imprint, warning and confirmation (on reverse) must be in blue ink.

Attachment: Amendment Sprint 040910 (1255 : AMENDMENT TO TELECOMMUNICATIONS LICENSE AGREEMENT)

Exhibit C

**MATERIAL AND LABOR BOND
(100% of Total Contract Amount)**

**City of Moreno Valley, County of Riverside
State of California
(Government Code Section 66499.2)**

**Sprint PCS Assets, LLC A Delaware Limited Liability Company
JFK Park Cellular Tower on Light Standard and Building**

Telecommunications Facility	\$ <u>50,000.00</u>	Location	<u>15115 Indian St., Moreno Valley CA 92553</u>
Bond No.	<u>0189921</u>	Premium	<u>\$250.00</u>
Surety	<u>Berkley Insurance Company</u>	Principal	<u>Sprint PCS Assets, LLC</u>
Contact Person (Print)	<u>Paige Turner</u>	Contact Person (Print)	<u>Paul Nuckols</u>
Address	<u>475 Steamboat Road</u>	Address	<u>6391 Sprint Parkway</u>
City/Zip	<u>Greenwich, CT 06830</u>	City/Zip	<u>Overland Park, KS 66251-2650</u>
Telephone	<u>816 556 4267</u>	Telephone	<u>913 315 9041</u>

WHEREAS, the City Council of the City of Moreno Valley, County of Riverside, State of California, and Sprint PCS Assets, LLC A Delaware Limited Liability Company (hereinafter designated as "Principal") have entered into, or are about to enter into the attached Telecommunications License Agreement whereby Principal agrees to install and complete the above-designated telecommunications facility, relating to Sprint PCS Assets, LLC A Delaware Limited Liability Company, which agreement is hereby referred to and made a part hereof; and,

WHEREAS, under the terms of said agreement, principal is required before entering upon the performance of the work, to file a good and sufficient payment bond with the City of Moreno Valley to secure the claims to which reference is made in Title 15 (commencing with Section 3082) of Part 4 of Division 3 of the Civil Code of the State of California.

NOW, THEREFORE, we the Principal, and the undersigned as corporate Surety, are held and firmly bound unto the City of Moreno Valley and all contractors, subcontractors, laborers, material persons and other persons employed in the performance of the aforesaid agreement and referred to in the aforesaid Civil Code in the sum of Fifty Thousand Dollars (\$50,000), lawful money of the United States, for materials furnished or labor thereon of any kind, or for amounts due under the Unemployment Insurance Act with respect to such work or labor, that said Surety will pay the same in an amount not exceeding the amount hereinabove set forth, also in case suit is brought upon this bond, will pay, in addition to the face amount hereof, costs and reasonable expenses and fees, including reasonable attorney's fees, incurred by City in successfully enforcing such obligation, to be awarded and fixed by the court, and to be taxed as costs and to be included in the judgement therein rendered.

Attachment: Amendment Sprint 040910 (1255 : AMENDMENT TO TELECOMMUNICATIONS LICENSE AGREEMENT)

Exhibit C

**MATERIAL AND LABOR BOND (Page 2 of 2)
PROJECT NO. SPRINT CELL TOWER, 16115 Indian St., Moreno Valley CA 92553**

It is hereby expressly stipulated and agreed that this bond shall inure to the benefit of any and all persons, companies and corporations entitled to file claims under Title 15 (commencing with Section 3082) of Part 4 of Division 3 of the Civil Code, so as to give a right of action to them or their assigns in any suit brought upon this bond.

Should the condition of this bond be fully performed, then this obligation shall become null and void, otherwise it shall be and remain in full force and effect.

The Surety hereby stipulates and agrees that no change, extension of time, alteration or addition to the terms of the agreement or the specifications accompanying the same shall in any manner affect its obligation on this bond, and it does hereby waive notice of any such change, extension, alteration or addition. Surety further stipulates and agrees that the provision of Section 2845 of the Civil Code are not a condition precedent to the Surety's obligations hereunder and hereby waived by the Surety.

In witness whereof, this instrument has been duly executed by the Principal and Surety above named, on

January 9th, 2015.

PRINCIPAL

SURETY

Name: Sprint PCS Assets, LLC
Title: A Delaware Limited Liability Company
Name: *George A. Liddy*
Title: Manager - Risk Management

Name: Berkley Insurance Company
Title: Paige M. Turner, Attorney-in-Fact
Name: *Paige M. Turner*
Title: Attorney-in-Fact

**ATTACH NOTARIAL ACKNOWLEDGMENT OF SIGNATURE OF PRINCIPAL AND ATTORNEY-IN-FACT.
BOND COMPANY - ATTACH POWER OF ATTORNEY**

Approved as to form:

Date: _____

City Attorney
City of Moreno Valley

V:\Development & Specs\Cell towers\UFR\Sprint\2014 improvements\Amendment to License\CONTRACT AND DOCUMENTS\Material & Labor Bond - Sprint.doc

POWER OF ATTORNEY
BERKLEY INSURANCE COMPANY
WILMINGTON, DELAWARE

NOTICE: The warning found elsewhere in this Power of Attorney affects the validity thereof. Please review carefully.

KNOW ALL MEN BY THESE PRESENTS, that BERKLEY INSURANCE COMPANY (the "Company"), a corporation duly organized and existing under the laws of the State of Delaware, having its principal office in Greenwich, CT, has made, constituted and appointed, and does by these presents make, constitute and appoint: *Michael J. Granacher, Keith A. Stiles, Paige M. Turner, Michael E. Kern or Sheryl J. Manger of Marsh USA, Inc. of Kansas City, MO* its true and lawful Attorney-in-Fact, to sign its name as surety only as delineated below and to execute, seal, acknowledge and deliver any and all bonds and undertakings, with the exception of Financial Guaranty Insurance, providing that no single obligation shall exceed Fifty Million and 00/100 U.S. Dollars (U.S.\$50,000,000.00), to the same extent as if such bonds had been duly executed and acknowledged by the regularly elected officers of the Company at its principal office in their own proper persons.

This Power of Attorney shall be construed and enforced in accordance with, and governed by, the laws of the State of Delaware, without giving effect to the principles of conflicts of laws thereof. This Power of Attorney is granted pursuant to the following resolutions which were duly and validly adopted at a meeting of the Board of Directors of the Company held on January 25, 2010:

RESOLVED, that, with respect to the Surety business written by Berkley Surety Group, the Chairman of the Board, Chief Executive Officer, President or any Vice President of the Company, in conjunction with the Secretary or any Assistant Secretary are hereby authorized to execute powers of attorney authorizing and qualifying the attorney-in-fact named therein to execute bonds, undertakings, recognizances, or other suretyship obligations on behalf of the Company, and to affix the corporate seal of the Company to powers of attorney executed pursuant hereto; and said officers may remove any such attorney-in-fact and revoke any power of attorney previously granted; and further

RESOLVED, that such power of attorney limits the acts of those named therein to the bonds, undertakings, recognizances, or other suretyship obligations specifically named therein, and they have no authority to bind the Company except in the manner and to the extent therein stated; and further

RESOLVED, that such power of attorney revokes all previous powers issued on behalf of the attorney-in-fact named; and further

RESOLVED, that the signature of any authorized officer and the seal of the Company may be affixed by facsimile to any power of attorney or certification thereof authorizing the execution and delivery of any bond, undertaking, recognizance, or other suretyship obligation of the Company; and such signature and seal when so used shall have the same force and effect as though manually affixed. The Company may continue to use for the purposes herein stated the facsimile signature of any person or persons who shall have been such officer or officers of the Company, notwithstanding the fact that they may have ceased to be such at the time when such instruments shall be issued.

IN WITNESS WHEREOF, the Company has caused these presents to be signed and attested by its appropriate officers and its corporate seal hereunto affixed this 28 day of July, 2014.

Attest:

Berkley Insurance Company

(Seal)

By

Ira S. Lederman
Senior Vice President & Secretary

By

Jeffrey M. Hafter
Senior Vice President

WARNING: THIS POWER INVALID IF NOT PRINTED ON BLUE "BERKLEY" SECURITY PAPER.

STATE OF CONNECTICUT)
) ss:
COUNTY OF FAIRFIELD)

Sworn to before me, a Notary Public in the State of Connecticut, this 28 day of July, 2014, by Ira S. Lederman and Jeffrey M. Hafter who are sworn to me to be the Senior Vice President and Secretary, and the Senior Vice President, respectively, of Berkley Insurance Company.

MARIA C. RUNDBAKEN
NOTARY PUBLIC
MY COMMISSION EXPIRES
APRIL 30, 2019

Marie C. Rundbaker
Notary Public, State of Connecticut

CERTIFICATE

I, the undersigned, Assistant Secretary of BERKLEY INSURANCE COMPANY, DO HEREBY CERTIFY that the foregoing is a true, correct and complete copy of the original Power of Attorney; that said Power of Attorney has not been revoked or rescinded and that the authority of the Attorney-in-Fact set forth therein, who executed the bond or undertaking to which this Power of Attorney is attached, is in full force and effect as of this date.

Given under my hand and seal of the Company, this 9th day of January, 2015.

(Seal)

John F. Beers
John F. Beers

WARNING - Any unauthorized reproduction or alteration of this document is prohibited. This power of attorney is void unless seals are readable and the certification seal at the bottom is embossed. The background imprint, warning and confirmation (on reverse) must be in blue ink.

Attachment: Amendment Sprint 040910 (1255 : AMENDMENT TO TELECOMMUNICATIONS LICENSE AGREEMENT)

Exhibit C

**FAITHFUL PERFORMANCE BOND
(100% of Total Contract Amount)**

**City of Moreno Valley, County of Riverside
State of California
(Government Code Section 66499.1)**

**Sprint PCS Assets, LLC A Delaware Limited Liability Company
JFK Park Cellular Tower on Light Standard and Building**

Telecommunications Facility	\$ <u>50,000.00</u>	Location	<u>15115 Indian St., Moreno Valley CA 92553</u>
Bond No.	<u>0189921</u>	Premium	<u>\$250.00</u>
Surety	<u>Berkley Insurance Company</u>	Principal	<u>Sprint PCS Assets, LLC</u>
Contact Name (Print)	<u>Paige Turner</u>	Contact Name (Print)	<u>Paul Nuckols</u>
Address	<u>475 Steamboat Road</u>	Address	<u>6391 Sprint Parkway</u>
City/Zip	<u>Greenwich, CT 06830</u>	City/Zip	<u>Overland Park, KS 66251-2650</u>
Telephone	<u>816 556 4267</u>	Telephone	<u>913 315 9041</u>

WHEREAS, the City Council of the City of Moreno Valley, County of Riverside, State of California, and Sprint PCS Assets, LLC A Delaware Limited Liability Company (hereinafter designated as "Principal") have entered into, or are about to enter into the attached Telecommunications License Agreement whereby Principal agrees to install and complete the above-designated telecommunications facility, relating to Sprint PCS Assets, LLC A Delaware Limited Liability Company, which agreement is hereby referred to and made a part hereof; and,

WHEREAS, said principal is required under the terms of said agreement to furnish bond for the faithful performance of said agreement;

NOW, THEREFORE, we the Principal, and the undersigned as corporate Surety, are held and firmly bound to the City of Moreno Valley in the penal sum of Fifty Thousand Dollars (\$50,000), lawful money of the United States, for the payment of which sum will and truly to be made, we bind ourselves, our heirs, successors, executors and administrator, jointly and severally, firmly by these presents.

The condition of this obligation is such that if the above bonded Principal, his or its heirs, executors, administrators, successors, or assigns, shall in all things stand to and abide by, and well and truly keep and perform the covenants, conditions and provisions in the said agreement and any alteration thereof made as therein provided, on his or specified, and in all respects according to their true intent and meaning, and shall indemnify and save harmless to the City of Moreno Valley, its officers, agents and employees, as therein stipulated, then this obligation shall become null and void; otherwise, it shall be and remain in full force and effect.

Attachment: Amendment Sprint 040910 (1255 : AMENDMENT TO TELECOMMUNICATIONS LICENSE AGREEMENT)

Exhibit C

FAITHFUL PERFORMANCE BOND (Page 2 of 2)
PROJECT NO. SPRINT CELL TOWER, 16115 Indian St., Moreno Valley CA 92553

As part of the obligation secured hereby, and in addition to the face amount specified therefore, there shall be included costs and reasonable expenses and fees, including reasonable attorney's fees, incurred by City in successfully enforcing such obligation, all to be taxed as costs and included in any judgment rendered.


The surety hereby stipulates and agrees that no change, extension of time, alteration or addition to the terms of the agreement or to the work to be performed thereunder or the specifications accompanying the same shall in anywise affect its obligation on this bond, and it does hereby waive notice of any such change, extension of time, alteration or addition to the terms of the agreement or to the work or to the specifications. Surety further stipulates and agrees that the provisions of Section 2845 of the Civil Code are not a condition precedent to Surety's obligations hereunder and are hereby waived by Surety.


When the work covered by the agreement is complete, the City of Moreno Valley will issue a Certificate of Occupancy and thereupon the amount of the obligation of this bond can be exonerated.

IN WITNESS WHEREOF, this Instrument has been duly executed by the Principal and Surety above named on January 9th, 2015.

PRINCIPAL

SURETY

Name: Sprint PCS Assets, LLC
Title: A Delaware Limited Liability Company
Name: 
George A. Liddy
Title: Manager - Risk Management

Name: Berkley Insurance Company
Title: Paige M. Turner, Attorney-in-Fact
Name: 
Attorney-in-Fact

**ATTACH NOTARIAL ACKNOWLEDGMENT OF SIGNATURE OF PRINCIPAL AND ATTORNEY-IN-FACT.
BOND COMPANY - ATTACH POWER OF ATTORNEY**

Approved as to form:

Date: _____

City Attorney
City of Moreno Valley

V:\Development & Specs\Cell towers\UFK\Sprint\2014 Improvements\Amendment to License\CONTRACT AND DOCUMENTS\Faithful Performance Bond - Sprint.doc

Attachment: Amendment Sprint 040910 (1255 : AMENDMENT TO TELECOMMUNICATIONS LICENSE AGREEMENT)

POWER OF ATTORNEY
BERKLEY INSURANCE COMPANY
WILMINGTON, DELAWARE

NOTICE: The warning found elsewhere in this Power of Attorney affects the validity thereof. Please review carefully.

KNOW ALL MEN BY THESE PRESENTS, that BERKLEY INSURANCE COMPANY (the "Company"), a corporation duly organized and existing under the laws of the State of Delaware, having its principal office in Greenwich, CT, has made, constituted and appointed, and does by these presents make, constitute and appoint: *Michael J. Granacher, Keith A. Stiles, Paige M. Turner, Michael E. Kern or Sheryl J. Manger of Marsh USA, Inc. of Kansas City, MO* its true and lawful Attorney-in-Fact, to sign its name as surety only as delineated below and to execute, seal, acknowledge and deliver any and all bonds and undertakings, with the exception of Financial Guaranty Insurance, providing that no single obligation shall exceed Fifty Million and 00/100 U.S. Dollars (U.S.\$50,000,000.00), to the same extent as if such bonds had been duly executed and acknowledged by the regularly elected officers of the Company at its principal office in their own proper persons.

This Power of Attorney shall be construed and enforced in accordance with, and governed by, the laws of the State of Delaware, without giving effect to the principles of conflicts of laws thereof. This Power of Attorney is granted pursuant to the following resolutions which were duly and validly adopted at a meeting of the Board of Directors of the Company held on January 25, 2010:

RESOLVED, that, with respect to the Surety business written by Berkley Surety Group, the Chairman of the Board, Chief Executive Officer, President or any Vice President of the Company, in conjunction with the Secretary or any Assistant Secretary are hereby authorized to execute powers of attorney authorizing and qualifying the attorney-in-fact named therein to execute bonds, undertakings, recognizances, or other suretyship obligations on behalf of the Company, and to affix the corporate seal of the Company to powers of attorney executed pursuant hereto; and said officers may remove any such attorney-in-fact and revoke any power of attorney previously granted; and further

RESOLVED, that such power of attorney limits the acts of those named therein to the bonds, undertakings, recognizances, or other suretyship obligations specifically named therein, and they have no authority to bind the Company except in the manner and to the extent therein stated; and further

RESOLVED, that such power of attorney revokes all previous powers issued on behalf of the attorney-in-fact named; and further

RESOLVED, that the signature of any authorized officer and the seal of the Company may be affixed by facsimile to any power of attorney or certification thereof authorizing the execution and delivery of any bond, undertaking, recognizance, or other suretyship obligation of the Company; and such signature and seal when so used shall have the same force and effect as though manually affixed. The Company may continue to use for the purposes herein stated the facsimile signature of any person or persons who shall have been such officer or officers of the Company, notwithstanding the fact that they may have ceased to be such at the time when such instruments shall be issued.

IN WITNESS WHEREOF, the Company has caused these presents to be signed and attested by its appropriate officers and its corporate seal hereunto affixed this 28 day of July, 2014.

Attest:

Berkley Insurance Company

(Seal)

By

Ira S. Lederman
Senior Vice President & Secretary

By

Jeffrey M. Hafter
Senior Vice President

WARNING: THIS POWER INVALID IF NOT PRINTED ON BLUE "BERKLEY" SECURITY PAPER.

STATE OF CONNECTICUT)

) ss:

COUNTY OF FAIRFIELD)

Sworn to before me, a Notary Public in the State of Connecticut, this 28 day of July, 2014, by Ira S. Lederman and Jeffrey M. Hafter who are sworn to me to be the Senior Vice President and Secretary, and the Senior Vice President, respectively, of Berkley Insurance Company.

MARIA C. RUNDBAKEN
NOTARY PUBLIC
MY COMMISSION EXPIRES
APRIL 30, 2019

Marie C. Rundbaker
Notary Public, State of Connecticut

CERTIFICATE

I, the undersigned, Assistant Secretary of BERKLEY INSURANCE COMPANY, DO HEREBY CERTIFY that the foregoing is a true, correct and complete copy of the original Power of Attorney; that said Power of Attorney has not been revoked or rescinded and that the authority of the Attorney-in-Fact set forth therein, who executed the bond or undertaking to which this Power of Attorney is attached, is in full force and effect as of this date.

Given under my hand and seal of the Company, this 9th day of January, 2015.

(Seal)

John F. Beers
John F. Beers

WARNING Any unauthorized reproduction or alteration of this document is prohibited. This power of attorney is void unless seals are readable and the certification seal at the bottom is embossed. The background imprint, warning and confirmation (on reverse) must be in blue ink.

Attachment: Amendment Sprint 040910 (1255 : AMENDMENT TO TELECOMMUNICATIONS LICENSE AGREEMENT)



CERTIFICATE OF LIABILITY INSURANCE

4/1/2016

DATE (MM/DD/YYYY)
3/23/2015

THIS CERTIFICATE IS ISSUED AS A MATTER OF INFORMATION ONLY AND CONFERS NO RIGHTS UPON THE CERTIFICATE HOLDER. THIS CERTIFICATE DOES NOT AFFIRMATIVELY OR NEGATIVELY AMEND, EXTEND OR ALTER THE COVERAGE AFFORDED BY THE POLICIES BELOW. THIS CERTIFICATE OF INSURANCE DOES NOT CONSTITUTE A CONTRACT BETWEEN THE ISSUING INSURER(S), AUTHORIZED REPRESENTATIVE OR PRODUCER, AND THE CERTIFICATE HOLDER.

IMPORTANT: If the certificate holder is an ADDITIONAL INSURED, the policy(ies) must be endorsed. If SUBROGATION IS WAIVED, subject to the terms and conditions of the policy, certain policies may require an endorsement. A statement on this certificate does not confer rights to the certificate holder in lieu of such endorsement(s).

PRODUCER Lockton Companies 444 W. 47th Street, Suite 900 Kansas City MO 64112-1906 (816) 960-9000	CONTACT NAME:	
	PHONE (A/C, No, Ext):	FAX (A/C, No):
	E-MAIL ADDRESS:	
INSURER(S) AFFORDING COVERAGE		NAIC #
INSURER A:	Continental Casualty Company	20443
INSURER B:	American Casualty Company of Reading, PA	20427
INSURER C:	Transportation Insurance Company	20494
INSURER D:	Starr Surplus Lines Insurance Company	13604
INSURER E:		
INSURER F:		


COVERAGES SPRCO03 CERTIFICATE NUMBER: 2131937 REVISION NUMBER: XXXXXXXX

THIS IS TO CERTIFY THAT THE POLICIES OF INSURANCE LISTED BELOW HAVE BEEN ISSUED TO THE INSURED NAMED ABOVE FOR THE POLICY PERIOD INDICATED. NOTWITHSTANDING ANY REQUIREMENT, TERM OR CONDITION OF ANY CONTRACT OR OTHER DOCUMENT WITH RESPECT TO WHICH THIS CERTIFICATE MAY BE ISSUED OR MAY PERTAIN, THE INSURANCE AFFORDED BY THE POLICIES DESCRIBED HEREIN IS SUBJECT TO ALL THE TERMS, EXCLUSIONS AND CONDITIONS OF SUCH POLICIES. LIMITS SHOWN MAY HAVE BEEN REDUCED BY PAID CLAIMS.

INSR LTR	TYPE OF INSURANCE	ADDL INSD	SUBR WVD	POLICY NUMBER	POLICY EFF (MM/DD/YYYY)	POLICY EXP (MM/DD/YYYY)	LIMITS
A	<input checked="" type="checkbox"/> COMMERCIAL GENERAL LIABILITY <input type="checkbox"/> CLAIMS-MADE <input checked="" type="checkbox"/> OCCUR <input checked="" type="checkbox"/> CONTRACTUAL LIAB. <input checked="" type="checkbox"/> *TENANTS LEGAL LIAB GEN'L AGGREGATE LIMIT APPLIES PER: <input checked="" type="checkbox"/> POLICY <input type="checkbox"/> PRO-JECT <input type="checkbox"/> LOC <input type="checkbox"/> OTHER	Y	Y	GL5082521363	4/1/2014	4/1/2017	EACH OCCURRENCE \$ 2,000,000 DAMAGE TO RENTED PREMISES (Ea occurrence) \$ XXXXXXXX MED EXP (Any one person) \$ XXXXXXXX PERSONAL & ADV INJURY \$ 2,000,000 GENERAL AGGREGATE \$ 10,000,000 PRODUCTS - COMP/OP AGG \$ 3,000,000 \$
A	<input checked="" type="checkbox"/> AUTOMOBILE LIABILITY <input checked="" type="checkbox"/> ANY AUTO <input type="checkbox"/> ALL OWNED AUTOS <input type="checkbox"/> SCHEDULED AUTOS <input type="checkbox"/> HIRED AUTOS <input type="checkbox"/> NON-OWNED AUTOS	Y	N	BUA5082521329.	4/1/2015	4/1/2016	COMBINED SINGLE LIMIT (Ea accident) \$ 2,000,000 BODILY INJURY (Per person) \$ XXXXXXXX BODILY INJURY (Per accident) \$ XXXXXXXX PROPERTY DAMAGE (Per accident) \$ XXXXXXXX Garagekeepers \$ Included
D	<input checked="" type="checkbox"/> UMBRELLA LIAB <input checked="" type="checkbox"/> OCCUR <input type="checkbox"/> EXCESS LIAB <input type="checkbox"/> CLAIMS-MADE DED RETENTION \$	N	N	1000040033151	4/1/2015	4/1/2016	EACH OCCURRENCE \$ 10,000,000 AGGREGATE \$ 10,000,000 \$ XXXXXXXX
C B B B	<input checked="" type="checkbox"/> WORKERS COMPENSATION AND EMPLOYERS' LIABILITY <input type="checkbox"/> ANY PROPRIETOR/PARTNER/EXECUTIVE OFFICER/MEMBER EXCLUDED? (Mandatory in NH) If yes, describe under DESCRIPTION OF OPERATIONS below	Y/N N	Y N/A	WC5082521282(RETRO) WC5082521296(DEDUCTIBLE) WC5082521279 (CA) N/A IN MONOPOLISTIC STATES	4/1/2015 4/1/2015 4/1/2015	4/1/2016 4/1/2016 4/1/2016	<input checked="" type="checkbox"/> PER STATUTE <input type="checkbox"/> OTH-ER E.L. EACH ACCIDENT \$ 1,000,000 E.L. DISEASE - EA EMPLOYEE \$ 1,000,000 E.L. DISEASE - POLICY LIMIT \$ 1,000,000

DESCRIPTION OF OPERATIONS / LOCATIONS / VEHICLES (Attach ACORD 101, Additional Remarks Schedule, may be attached if more space is required)
 *FIRE DAMAGE IS INCLUDED IN BROADER TENANT'S LEGAL LIABILITY FORM WITH LIMITS OF \$1,000,000 PER OCCURRENCE. THE CITY OF MORENO VALLEY, THE MORENO VALLEY COMMUNITY SERVICES DISTRICT, AND THE MORENO VALLEY HOUSING AUTHORITY, THEIR OFFICERS, EMPLOYEES, AND AGENTS ARE ADDITIONAL INSURED, WHICH IS ON A PRIMARY BASIS, AND ALL OTHER INSURANCE SHALL BE NON-CONTRIBUTORY, AND SUBROGATION IS WAIVED, WHERE REQUIRED BY CONTRACT AND SUBJECT TO POLICY TERMS AND CONDITIONS. RE: INSTALLATION, OPERATION & MAINTENANCE OF TELECOMMUNICATIONS EQUIPMENT.

LEASED LOCATION:- Site ID: RV62XC902, 15115 INDIAN STREET MORENO VALLEY CA

CERTIFICATE HOLDER	CANCELLATION See Attachments
2131937 THE CITY OF MORENO VALLEY 14075 FREDERICK ST. MORENO VALLEY CA 92553	SHOULD ANY OF THE ABOVE DESCRIBED POLICIES BE CANCELLED BEFORE THE EXPIRATION DATE THEREOF, NOTICE WILL BE DELIVERED IN ACCORDANCE WITH THE POLICY PROVISIONS. AUTHORIZED REPRESENTATIVE 

Attachment: Amendment Sprint 040910 (1255 : AMENDMENT TO TELECOMMUNICATIONS LICENSE AGREEMENT)

SHOULD ANY OF THE DESCRIBED POLICIES BE CANCELLED BEFORE THE EXPIRATION DATE THEREOF, THE ISSUING INSURER WILL MAIL WRITTEN NOTICE IN ACCORDANCE WITH THE POLICY PROVISIONS TO THE CERTIFICATE HOLDER NAMED WITHIN THE STATED TIME FRAMES OF 30 DAYS, EXCEPT FOR REASON OF NON-PAYMENT OF PREMIUM AT 10 DAYS. FAILURE TO DO SO SHALL IMPOSE NO OBLIGATION OR LIABILITY OF ANY KIND UPON THE INSURER, ITS AGENTS OR REPRESENTATIVES.

Attachment: Amendment Sprint 040910 (1255 : AMENDMENT TO TELECOMMUNICATIONS LICENSE AGREEMENT)

POLICY NUMBER: GL5082521363

COMMERCIAL GENERAL LIABILITY

THIS ENDORSEMENT CHANGES THE POLICY. PLEASE READ IT CAREFULLY.

**ADDITIONAL INSURED -- OWNERS, LESSEES OR
CONTRACTORS (FORM B)**

This endorsement modifies insurance provided under the following:

COMMERCIAL GENERAL LIABILITY COVERAGE PART.

SCHEDULE**Name of Person or Organization:**

(If no entry appears above, information required to complete this endorsement will be shown in the Declarations as applicable to this endorsement.)

WHO IS AN INSURED (Section II) is amended to include as an insured the person or organization shown in the Schedule, but only with respect to liability arising out of "your work" for that insured by or for you.

CG 20 10 11 85 Copyright, Insurance Services Office, Inc., 1984

Attachment: Amendment Sprint 040910 (1255 : AMENDMENT TO TELECOMMUNICATIONS LICENSE AGREEMENT)

POLICY NUMBER:
GL5082521363

INSURED NAME AND ADDRESS
SPRINT CORPORATION
6200 SPRINT PARKWAY
OVERLAND PARK, KS 66251

POLICY CHANGES

ADDITIONAL INSURED-OWNERS, LESSEES OR CONTRACTORS CG2010

**This Change Endorsement changes the Policy. Please read it carefully.
This Change Endorsement is a part of your Policy and takes effect on the
effective date of your Policy, unless another effective date is shown.**

ENDORSEMENT II

CG 2010 0704

THIS ENDORSEMENT CHANGES THE POLICY. PLEASE READ IT CAREFULLY.

**ADDITIONAL INSURED - OWNERS, LESSEES OR
CONTRACTORS - SCHEDULED PERSON OR
ORGANIZATION**

This endorsement modifies insurance provided under the following:

COMMERCIAL GENERAL LIABILITY COVERAGE PART

SCHEDULE

**Name Of Additional Insured Person(s)
Or organization(s):**

ANY PERSON OR ORGANIZATION FOR WHOM THE NAMED INSURED IS REQUIRED TO PROVIDE
SUCH COVERAGE UNDER THE TERMS OF A WRITTEN CONTRACT.

Location(s) Of Covered Operations

IF ANY

Information required to complete this Schedule, if not shown above, will be shown in the Declarations.

A. Section II - Who Is An Insured is amended to include as an additional insured the person(s) or
organization(s) shown in the Schedule, but only with respect to liability for "bodily injury", "property
damage" or "personal and advertising injury" caused, in whole or in part, by:

1. Your acts or omissions; or
2. The acts or omissions of those acting on your behalf;
in the performance of your ongoing operations for the
additional insured(s) at the location(s) designated above.

Attachment: Amendment Sprint 040910 (1255 : AMENDMENT TO TELECOMMUNICATIONS LICENSE AGREEMENT)

B. With respect to the insurance afforded to these additional insureds, the following additional exclusions apply:

This insurance does not apply to "bodily injury" or "property damage" occurring after:

1. All work, including materials, parts or equipment furnished in connection with such work, on the project (other than service, maintenance or repairs) to be performed by or on behalf of the additional insured(s) at the location of the covered operations has been completed; or
2. That portion of "your work" out of which the injury or damage arises has been put to its intended use by any person or organization other than another contractor or subcontractor engaged in performing operations for a principal as a part of the same project.

G-56015-B (ED. 11/91)

Attachment: Amendment Sprint 040910 (1255 : AMENDMENT TO TELECOMMUNICATIONS LICENSE AGREEMENT)

POLICY NUMBER: GL5082521363

COMMERCIAL GENERAL LIABILITY
CG 20 37 07 04

THIS ENDORSEMENT CHANGES THE POLICY. PLEASE READ IT CAREFULLY.

**ADDITIONAL INSURED - OWNERS, LESSEES OR
CONTRACTORS - COMPLETED OPERATIONS**

This endorsement modifies insurance provided under the following:

COMMERCIAL GENERAL LIABILITY COVERAGE PART

SCHEDULE

**Name Of Additional Insured Person(s) Or Organization(s):
Or Organization(s):**

ANY PERSON OR ORGANIZATION FOR WHOM THE NAMED INSURED IS REQUIRED TO PROVIDE SUCH COVERAGE UNDER THE TERMS OF A WRITTEN CONTRACT.

Location(s) of Covered Operations

IF ANY

Section II - Who Is An Insured is amended to include as an additional insured the person(s) or organization(s) shown in the Schedule, but only with respect to liability for "bodily injury" or "property damage" caused, in whole or in part, by "your work" at the location designated and described in the schedule of this endorsement performed for that additional insured and included in the "products-completed operations hazard".

G-56015-B (ED. 11/91)

Attachment: Amendment Sprint 040910 (1255 : AMENDMENT TO TELECOMMUNICATIONS LICENSE AGREEMENT)

POLICY NUMBER:
GL5082521363

INSURED NAME AND ADDRESS
SPRINT CORPORATION
6200 SPRINT PARKWAY
OVERLAND PARK, KS 66251

POLICY CHANGES

WAIVER OF TRANSFER OF RIGHTS OF RECOVERY CG2404

This Change Endorsement changes the Policy. Please read it carefully.
This Change Endorsement is a part of your Policy and takes effect on the effective date of your Policy, unless another effective date is shown.

CG 2404 0509

WAIVER OF TRANSFER OF RIGHTS OF RECOVERY AGAINST OTHERS TO US

This endorsement modifies insurance provided under the following:

COMMERCIAL GENERAL LIABILITY COVERAGE PART
PRODUCTS/COMPLETED OPERATIONS LIABILITY COVERAGE PART

SCHEDULE

Name Of Person Or Organization:

ANY PERSON OR ORGANIZATION FOR WHOM THE NAMED INSURED IS REQUIRED TO PROVIDE SUCH COVERAGE UNDER THE TERMS OF A WRITTEN CONTRACT.

Information required to complete this Schedule, if not shown above, will be shown in the Declarations.

The following is added to Paragraph 8. **Transfer Of Rights Of Recovery Against Others To Us of Section IV – Conditions:**

We waive any right of recovery we may have against the person or organization shown in the Schedule above because of payments we make for injury or damage arising out of your ongoing operations or "your work" done under a contract with that person or organization and included in the "products-completed operations hazard". This waiver applies only to the person or organization shown in the Schedule above.

EFFECTIVE 4/1/2011

Chairman of the Board

Secretary

G-56015-B (ED. 11/91)

Miscellaneous Attachment : M458995
Certificate ID : 2131937

Attachment: Amendment Sprint 040910 (1255 : AMENDMENT TO TELECOMMUNICATIONS LICENSE AGREEMENT)

CNA

Policy Number: WC5082521279

G-19160-A
(Ed. 01/93)**WORKERS' COMPENSATION AND EMPLOYERS' LIABILITY INSURANCE POLICY**

BLANKET WAIVER OF OUR RIGHT TO RECOVER FROM OTHERS

This endorsement changes the policy to which it is attached.

It is agreed that **Part One - Workers' Compensation Insurance G. Recovery From Others** and **Part Two - Employers' Liability Insurance H. Recovery From Others** are amended by adding the following:

We will not enforce our right to recover against persons or organizations. (This agreement applies only to the extent that you perform work under a written contract that requires you to obtain this agreement from us.)

PREMIUM CHARGE -

5% of the total standard premium for California exposure.

G-19160-A
(Ed. 01/93)

Page 1 of 1

Attachment: Amendment Sprint 040910 (1255 : AMENDMENT TO TELECOMMUNICATIONS LICENSE AGREEMENT)

POLICY NUMBER
GL5082521363

INSURED NAME AND ADDRESS
SPRINT CORPORATION
6200 SPRINT PARKWAY
OVERLAND PARK, KS 66251

POLICY CHANGES
WHEN REQUIRED IN CONTRACT-PRIMARY

**This Change Endorsement changes the Policy. Please read it carefully.
This Change Endorsement is a part of your Policy and takes effect on the
effective date of your Policy, unless another effective date is shown.**

ENDORSEMENT BB

WHEN REQUIRED BY CONTRACT - PRIMARY AND NON-CONTRIBUTING

IT IS AGREED THAT THE INSURANCE PROVIDED TO OTHER PARTIES UNDER THIS
POLICY SHALL BE PRIMARY AND NON-CONTRIBUTING WITH OTHER INSURANCE
AVAILABLE TO THE OTHER PARTY TO THE EXTENT REQUIRED IN CONTRACT.

Chairman of the Board

G-56015-B (ED. 11/91)

Secretary

Attachment: Amendment Sprint 040910 (1255 : AMENDMENT TO TELECOMMUNICATIONS LICENSE AGREEMENT)

POLICY NUMBER
GL5082521363

INSURED NAME AND ADDRESS
SPRINT CORPORATION
6200 SPRINT PARKWAY
OVERLAND PARK, KS 66251

POLICY CHANGES

ADDITIONAL INSURED-DESIGNATED PERSON CG2026

This Change Endorsement changes the Policy. Please read it carefully.
This Change Endorsement is a part of your Policy and takes effect on the effective date of your Policy, unless another effective date is hown.

ENDORSEMENT PP

CG 2026 0704

THIS ENDORSEMENT CHANGES THE POLICY. PLEASE READ IT CAREFULLY.

ADDITIONAL INSURED - DESIGNATED PERSON OR ORGANIZATION

This endorsement modifies insurance provided under the following:

COMMERCIAL GENERAL LIABILITY COVERAGE PART

SCHEDULE

Name Of Additional Insured Person(s) Or Organization(s)
ANY PERSON OR ORGANIZATION FOR WHOM ADDITION AS AN ADDITIONAL INSURED USING THIS FORM IS SPECIFICALLY REQUIRED IN A WRITTEN CONTRACT OR AGREEMENT
Information required to complete this Schedule, if not shown above, will be shown in the Declarations.

Section II - Who Is An Insured is amended to include as an additional insured the person(s) or organization(s) shown in the Schedule, but only with respect to liability for "bodily injury", "property damage" or "personal and advertising injury" caused, in whole or in part, by your acts or omissions or the acts or omissions of those acting on your behalf:

- A. In the performance of your ongoing operations; or
- B. In connection with your premises owned by or rented to you.

Chairman of the Board

Secretary

G-56015-B (ED. 11/91)



Report to City Council

TO: Mayor and City Council Acting in its Capacity as President and Members of the Board of Directors of the Moreno Valley Community Services District (CSD)

FROM: Richard Teichert, Chief Financial Officer

AGENDA DATE: June 9, 2015

TITLE: APPROVAL OF THE CALCULATION OF FISCAL YEAR 2015/16 MAXIMUM AND APPLIED SPECIAL TAX RATES FOR CERTAIN COMMUNITY FACILITIES DISTRICTS

RECOMMENDED ACTION

Recommendations:

1. Acting in its capacity as President and Members of the Board of Directors of the CSD and as the legislative body of Moreno Valley Community Facilities District No. 1, adopt Resolution No. CSD 2015-17. A Resolution of the Moreno Valley Community Services District of the City of Moreno Valley, California, Approving the Calculation of the Moreno Valley Community Facilities District No. 1 Maximum Special Tax Rate and Setting the Applied Tax Rate for Fiscal Year 2015/16.
2. Authorize the Chief Financial Officer to adjust the actual special tax rate to be levied on the property tax bills in the event there are any parcel changes between the Council and CSD Board meeting date and the submittal of the fixed charges to the County of Riverside, provided the rate applied does not exceed the maximum special tax rate, is in compliance with the Rate and Method of Apportionment of Special Tax for each district, and is consistent with the approved budget.

SUMMARY

This report recommends adoption of the proposed resolutions which approve the calculation of the maximum special tax rates and sets the applied special tax rates in fiscal year ("FY") 2015/16 against real property in the City and Community Services

District's ("City") Community Facilities Districts ("CFDs"). Adoption of the resolutions also acknowledges the filing of annual reports for each CFD. The FY 2015/16 proposed special tax is a continuation of the special tax currently levied on the property tax roll. There are no increases proposed except for those authorized by the formation documents for each CFD.

Revenue received from the special tax funds the maintenance and administrative expenses for the maintenance CFDs and debt service and administrative expense requirements for the bonded CFDs. Projections for revenues have been included in the FY 2015/16 Proposed Budget.

DISCUSSION

The City Council (or Community Services District Board) is the legislative body of six CFDs. The districts were formed to fund programs and/or debt service as authorized by each CFD, at the time each was established. In compliance with the Mello-Roos Community Facilities Act of 1982, the legislative body is required to annually adopt a resolution and prepare an Annual Special Tax Report ("Report"). A Report for each CFD is on file in the office of the Chief Financial Officer and available from the City Clerk's office and the Financial Operations Division page of the City's website.

The proposed resolutions approve the calculation of the maximum special tax rates and set the applied special tax rates for each CFD. The special tax is levied only on the property tax roll of those properties within the respective district. Calculation of the maximum special tax is determined based on a formula found in the Rate and Method of Apportionment ("RMA") for each district. The RMA was approved by the property owners at the time of CFD formation or upon annexation into the district. The applied special tax rate is determined based on what is necessary to fund the CFD during the upcoming fiscal year. The applied special tax rate cannot exceed the maximum special tax rate.

DESCRIPTION OF CFDS

CFD No. 2014-01 (Maintenance Services) – Maintenance CFD

Moreno Valley Community Facilities District 2014-01 ("CFD No. 2014-01") was formed on March 25, 2014 to provide a funding mechanism for the ongoing costs of street lights and maintenance of public landscaping within the district. Initially, it was established for use by single family residential developments. In February 2015, Ordinance 889 was adopted, expanding the use of the CFD to non-single family residential projects. The district is citywide; however, the special tax is only applied to those properties that have been annexed into the district at the request of the property owners (see Attachment 7 for boundary map).

CFD No. 4-Maintenance (Centerpointe Business Park) – Maintenance CFD

At the request of the developer, the City Council adopted Resolution No. 2005-97 to form Moreno Valley Community Facilities District No. 4-Maintenance ("CFD No. 4-M"). The district was formed to provide an ongoing funding source for maintenance of the

storm water and detention basin improvements and administrative services on properties within the Centerpointe Business Park industrial development. Centerpointe Business Park is an industrial development area, which is generally located north of Cactus Avenue, south of Alessandro Boulevard, east of Frederick Street, and west of Heacock Street (see Attachment 7 for boundary map).

CFD No. 5 (Stoneridge) – Bonded CFD

Moreno Valley Community Facilities District No. 5 (“CFD No 5”) was formed at the request of the developer to finance public infrastructure improvements. In May 2007, the City Council authorized the issuance of the 2007 Special Tax Bonds in the amount of \$5,870,000. Debt service for the bonds is payable solely from revenues derived from special taxes levied on properties within the District and are not an obligation of the General Fund. The district includes the Stoneridge Towne Centre (see Attachment 7 for boundary map).

CFD No. 87-1 (Towngate) – Bonded CFD

Moreno Valley Community Facilities District 87-1 (Towngate) (“CFD No. 87-1”) was formed by adoption of Resolution No. 87-99. The developer requested the CFD to finance the cost of public improvements required as part of the development, which included public improvements for the roadways (grading and paving, sidewalks, sewers, landscaping, etc.). Original bonds funding the improvements were issued in April 1988 and August 1991. They were refunded in 1994 and again in 2007 through issuance of the 2007 Special Tax Refunding Bonds in the amount of \$10,665,000. The special tax levied on the properties within the district is the source of security for repayment of the bonds. The bonds are not an obligation of the General Fund. CFD No. 87-1 boundaries include the Towngate area, located south of State Highway 60, east of Day Street, west of Frederick Street and north of Towngate Boulevard (see Attachment 7 for boundary map).

CFD No. 87-1 Improvement Area No. 1 (Towngate) – Bonded CFD

Adoption of Resolution No. 92-119 formed Moreno Valley Community Facilities District No. 87-1 Improvement Area No. 1 (Towngate) (“CFD No. 87-1 IA 1”). This district was formed to finance the design, construction, and/or acquisition of public infrastructure improvements associated with Improvement Area No. 1 of CFD No. 87-1 (see Attachment 7 for boundary map). Original bonds were issued in 1994. They were refunded as part of the 2007 Special Tax Refunding Bonds in the amount of \$4,075,000. The special tax authorized by district formation is the source of security for repayment of the bonds. The bonds are not an obligation of the General Fund.

Tax Increment

The former Community Redevelopment Agency (“Agency”) entered into the Agency Towngate Agreement with the City on behalf of CFD No. 87-1 and into the Agency Improvement Area Agreement with the City on behalf of CFD No. 87-1 IA 1. The Agency agreed to reduce the applied special tax for the Towngate districts with tax increment (“TI”). The Department of Finance (“DOF”) has approved the payment of TI for this purpose through December 2015. In the event the DOF does not approve payment of TI after December 2015, the City can either submit the special tax to the

County for collection on the property tax bills or use available funds in the Reserve Account, which are held in trust, to cover the special tax obligation.

CFD No. 1 (Park Maintenance) – Maintenance CFD

On July 8, 2003, the CSD Board formed Community Facilities District No. 1 (Park Maintenance) (“CFD No. 1”) to provide a revenue stream for the ongoing maintenance and safety of parks constructed after July 2003. Residential developments that create the need for new parks, or that are in proximity to a CFD No. 1 funded facility, are conditioned to participate in CFD No. 1. The boundaries of this district encompass the City boundary at time of District formation (see Attachment 7 for boundary map).

MAXIMUM AND APPLIED SPECIAL TAXES

Special taxes authorized to be collected as part of the CFDs are levied on the annual Riverside County property tax bill, or through a direct billing procedure for any special taxes that cannot be collected on the property tax bill. Only taxable parcels within the boundaries of the CFDs are subject to the respective special taxes. Funds collected on behalf of each CFD are restricted and can only be used for the purposes for which they are collected. Below is a table identifying each CFD, the proposed maximum special tax, the proposed applied special tax, and the difference between the proposed maximum and applied tax rates.

**City of Moreno Valley Community Facilities Districts
Proposed Rates for Fiscal Year 2015/16**

BONDED CFDS

District	Purpose	Proposed Maximum Tax	Proposed Applied Special Tax	Prior Year Change in Maximum Rate ^(2,3)	Difference between Proposed Maximum & Applied Rate
CFD No. 5 (Stoneridge)	Financing public improvements				
Developed		\$12,730.08/ac	\$12,730.08/ac	2.00%	0.00%
Undeveloped		\$12,730.08/ac	\$11,625.26/ac	2.00%	-8.68%
CFD No. 87-1 (Towngate)	Financing public improvements	\$11,500/ac	\$0.00 ⁽¹⁾	No Change	-100.00%
CFD No.87-1 IA1(Towngate)	Financing public improvements				
Area 1		\$4,450/ac	\$839.70/ac ⁽¹⁾	No Change	-81.13%
Area 2		\$3,850/ac	\$739.31/ac ⁽¹⁾	No Change	-80.80%

MAINTENANCE CFDS

CFD No. 1 (Park Maintenance)	Maintenance & operation of parks constructed after 7/08/03	\$158.44/du	\$124.84/du	2.00%	-21.21%
CFD No. 2014-01 (Maintenance Services)					
Tax Rate Area LM-01		per parcel	per parcel	5.00%	
Tax Rate Area LM-01A		\$14.89	\$0.00		N/A
Tax Rate Area LM-01B		\$44.70	\$0.00		N/A
Tax Rate Area LM-01C		\$81.96	\$0.00		N/A
Tax Rate Area LM-01D		\$134.11	\$0.00		N/A
Tax Rate Area LM-01E		\$201.18	\$0.00		N/A
Tax Rate Area LM-01F		\$283.14	\$0.00		N/A
Tax Rate Area LM-01G		\$380.00	\$0.00		N/A
Tax Rate Area LM-01H		\$491.77	\$0.00		-100.00%
Tax Rate Area LM-01I	Residential	\$618.45	\$618.44		0.00%
Tax Rate Area LM-01J	Maintenance of Public	\$760.02	\$0.00		N/A
Tax Rate Area LM-01K	Landscaping	\$916.49	\$0.00		N/A
Tax Rate Area LM-01L		\$1,087.87	\$0.00		N/A
Tax Rate Area LM-01M		\$1,274.15	\$0.00		N/A
Tax Rate Area LM-01N		\$1,475.33	\$0.00		N/A
Tax Rate Area LM-01O		\$1,691.41	\$0.00		N/A
Tax Rate Area LM-01P		\$1,922.40	\$0.00		N/A
Tax Rate Area LM-01Q		\$2,168.29	\$0.00		N/A
Tax Rate Area LM-01R		\$2,429.08	\$0.00		N/A
Tax Rate Area LM-01S		\$2,704.77	\$0.00		N/A
Tax Rate Area LM-01T		\$2,995.36	\$0.00		N/A
Tax Rate Area LM-02				5.00%	
Tax Rate Area LM-02A	Non-Residential	\$11.48	\$1.95		-83.01%
Tax Rate Area LM-02B	Maintenance of Public	\$5.74	\$0.00		N/A
Tax Rate Area LM-02C	Landscaping	\$14.15	\$0.00		N/A
Tax Rate Area SL-01	Residential Street Lighting	\$207.25	\$187.50	5.00%	-9.53%
Tax Rate Area SL-02	Non-Residential Street Lighting	\$3.41	\$1.80	5.00%	-47.21%
CFD No. 4-M (Centerpointe)	Maintenance of certain storm drain facilities	\$0.009600/sf	\$0.005982/sf	2.31%	-37.69%

⁽¹⁾ TI to cover special tax requirement fully or partially, provided the DOF approves payment of TI in full after December 2015.

⁽²⁾ Maximum Rates are based on a predetermined formula as outlined in the Rate and Method of Apportionment for each CFD.

⁽³⁾ Inflationary adjustment is based on the Consumer Price Index with the exception of CFD 4-M which is based off the Building Cost Index.

N/A = no property within tax rate area

ac = acre

du = dwelling unit

sf = square foot

The Finance Subcommittee reviewed the proposed maximum and applied special tax rates during its May 11, 2015 meeting and directed staff to calendar the item for Council consideration.

Annual Special Tax Reports

An Annual Special Tax Report for each CFD has been filed in the office of the Chief Financial Officer. The Report provides a detailed description of the proceedings for each CFD, identification of participating parcels, description of maintenance services to be provided for maintenance CFDs or debt service requirements for bonded CFDs, and the proposed special tax to be levied for FY 2015/16. These Reports are also available from the City Clerk's office and the Financial Operations Division page of the City's website www.moval.org.

California Government Code Sections 53410 and 53411 ("Code Sections") requires the filing of an Annual Bond Accountability Report with its governing body. For CFD No. 5, CFD No. 87-1, and CFD No. 87-1 IA 1, the Report and the Annual Bond Accountability Report have been consolidated into the Annual Special Tax and Bond Accountability Report for FY 2015/16.

ALTERNATIVES

1. **Approve and adopt the proposed resolutions.** Approval of the proposed resolutions will allow collection of revenue necessary to fund ongoing maintenance and administrative services for maintenance and service CFDs (CFD No. 2014-01, CFD No. 4-M, and CFD No. 1), and to cover the annual special tax requirement and ensure compliance for the bonded CFDs (CFD No. 5, CFD No. 87-1, and CFD No. 87-1 IA 1). *This alternative is consistent with the Mello-Roos Community Facilities Act of 1982. Approval of the Annual Special Tax and Bond Accountability Report for bonded CFDs is consistent with the Code Sections.*
2. **Do not approve or adopt the proposed resolutions.** Without approval of the proposed resolutions, the districts would have insufficient funding to support the maintenance CFDs and to fully cover debt service for the bonded CFDs. For the maintenance CFDs, services would need to be reduced or eliminated. For bonded CFDs, the Reserve Fund would be used to cover the shortfall and a technical default would occur. *This alternative would cause a default to bondholders and may significantly impact the City of Moreno Valley's reputation in the bond market, thereby, possibly affecting viability of future bond sales. Failure to file the Annual Special Tax and Bond Accountability Report for bonded CFDs would be a violation of the Code Sections.*
3. **Do not approve or adopt the proposed resolutions but rather continue the item to a future City Council meeting date.** *This alternative could prevent the City from meeting the County of Riverside's submission deadline for inclusion on the 2015/16 property tax bills without incurring additional costs.*

FISCAL IMPACT

Below is a summary of the FY 2015/16 total proposed special tax levy for each CFD. Revenue projections have been included in the FY 2015/16 Proposed Budget.

Bonded CFDs		
Fund	No. of Parcels Subject to the Levy	Total Levy ⁽¹⁾
CFD 5	25	\$ 405,862.42
CFD 87-1	74	\$ -
CFD 87-1 IA1	33	\$ 114,070.40
Maintenance CFDs		
Fund	No. of Parcels/ Dwelling Units Subject to the Levy	Total Levy ⁽¹⁾
CFD 1	8,257	\$ 1,030,803.88
CFD 2014-01	99	\$ 27,546.60
CFD 4-M	9 ⁽²⁾	\$ 33,978.00
Total Levy		\$ 1,612,261.30

⁽¹⁾ Although the rate applied within each district is the same, the levy will vary based on parcel size, development status, or tax rate areas the parcel is subject to.

⁽²⁾ The site runoff for APN 297-170-086 does not drain into the constructed storm water and detention basin improvements. As a result, the special tax is not levied on this parcel.

There is no fiscal impact to the General Fund for calculation of the annual special tax requirements or for the filing of the Annual Reports. No funds or assets of the City have been pledged or are required to be allocated for the payment of debt service on the bonds. Although previously approved by the affected property owners, approval of the calculation of the maximum special tax rates and applied special tax rates is required as an administrative action of the legislative body each year. The special tax for each district is applied to only those properties that have approved the special tax through a special election. Revenue generated by each CFD is restricted and can only be used for the CFD for which they are collected and for the purposes for which they are collected.

NOTIFICATION

The Annual Reports are on file in the office of the Chief Financial Officer and are also available from the City Clerk's office and from the Financial Operations Division page of the City's website www.moval.org.

PREPARATION OF STAFF REPORT

Prepared By:
Candace Cassel
Special Districts Division Manager

Department Head Approval:
Richard Teichert
Chief Financial Officer/City Treasurer

Concurred By:
Betsy Adams
Parks and Community Services Director

CITY COUNCIL GOALS

Public Facilities and Capital Projects. Ensure that needed public facilities, roadway improvements, and other infrastructure improvements are constructed and maintained.

Positive Environment. Create a positive environment for the development of Moreno Valley's future.

Community Image, Neighborhood Pride and Cleanliness. Promote a sense of community pride and foster an excellent image about our City by developing and executing programs which will result in quality development, enhanced neighborhood preservation efforts, including home rehabilitation and neighborhood restoration.

ATTACHMENTS

- 1. Resolution 2015-17_CSD
- 2. CFD Boundary Maps

APPROVALS

Budget Officer Approval	<u>✓ Approved</u>	6/03/15 5:36 PM
City Attorney Approval	<u>✓ Approved</u>	6/03/15 5:37 PM
City Manager Approval	<u>✓ Approved</u>	6/03/15 5:37 PM

CFD No. 1 (Park Maintenance)
Fund # 68-2491

RESOLUTION NO. CSD 2015-17

A RESOLUTION OF THE MORENO VALLEY COMMUNITY SERVICES DISTRICT OF THE CITY OF MORENO VALLEY, CALIFORNIA, APPROVING THE CALCULATION OF THE MORENO VALLEY COMMUNITY FACILITIES DISTRICT NO. 1 MAXIMUM SPECIAL TAX RATE AND SETTING THE APPLIED TAX RATE FOR FISCAL YEAR 2015/16

WHEREAS, the CITY COUNCIL for the CITY OF MORENO VALLEY, CALIFORNIA, acting in its capacity as the President and Members of the Board of Directors of the Moreno Valley Community Services District ("CSD Board"), did form Moreno Valley Community Facilities District No. 1 ("CFD No. 1" or "District") pursuant to the terms and provisions of the Mello-Roos Community Facilities Act of 1982, Chapter 2.5, Part 1, Division 2, Title 5 of the Government Code of the State of California; and

WHEREAS, following approval by the qualified electors of the District, the CSD Board, acting as the legislative body, did introduce and adopt Ordinance No. CSD-40 (Urgency Ordinance) and CSD-41 (an Ordinance to authorize the levy of a special tax within CFD No. 1); and

WHEREAS, Ordinance No. CSD-41 authorizes the CSD Board, by resolution, to annually determine the special tax to be levied in the District; provided, however, the special tax to be levied shall not exceed the maximum special tax authorized to be levied pursuant to the rates and method of apportionment of special tax ("RMA"); and

WHEREAS, the CSD Board adopted Resolution No. CSD 2003-26 authorizing annexation of Territory in the future to CFD No. 1; and

WHEREAS, annexations to CFD No. 1 have been conducted by the Community Services District following formation of the District; and

WHEREAS, the County of Riverside requires the adoption of a resolution for submission with the annual special taxes for placement on the Riverside County property tax bills; and

WHEREAS, the maximum annual special tax for developed and undeveloped property has been established by the RMA at \$115.00 per parcel/dwelling unit for fiscal year ("FY") 2003/04. Per the RMA, beginning in FY 2004/05 and for each subsequent FY, the maximum annual special tax shall be increased by the percentage increase in the Consumer Price Index (All Items) for Los Angeles-Riverside-Orange County, or by two percent (2%), whichever is greater; and

1
Resolution No. CSD 2015-17
Date Adopted: June 9, 2015

Attachment: Resolution 2015-17_CSD (1537 : APPROVAL OF THE CALCULATION OF FISCAL YEAR 2015/16 MAXIMUM AND APPLIED SPECIAL

WHEREAS, the calculation of the special tax is in compliance with laws pertaining to the levy of the special taxes; and

WHEREAS, the special tax is levied without regard to property valuation; and

WHEREAS, the City has prepared the Annual Special Tax Report ("Report") for FY 2015/16; which identifies the calculation of the maximum and applied special taxes; and

WHEREAS, the Report is on file in the office of the City Treasurer/Chief Financial Officer ("CFO") and is incorporated herein by this reference as if fully set forth; and

WHEREAS, the annual special taxes shall be submitted to the Riverside County Auditor-Controller's Office, to be levied on the property tax bills that are subject to the special tax.

NOW, THEREFORE, THE MORENO VALLEY COMMUNITY SERVICES DISTRICT OF THE CITY OF MORENO VALLEY, CALIFORNIA, DOES HEREBY RESOLVE AS FOLLOWS:

1. That the above recitals are all true and correct.
2. The FY 2015/16 maximum special tax per parcel/dwelling unit is set at \$158.44.
3. The FY 2015/16 applied special tax per parcel/dwelling unit is set at \$124.84.
4. That the Report for FY 2015/16, on file in the office of the City's CFO, is hereby received and filed.
5. That this legislative body hereby authorizes the City's CFO to make changes to the levy of the special taxes based on any parcel changes between the Council date and the submittal of the fixed charges to the County, provided the applied rate does not exceed the maximum special tax rate, is in compliance with the RMA, and is consistent with the approved budget.

APPROVED AND ADOPTED this 9th day of June, 2015.

 Mayor of the City of Moreno Valley,
 Acting in the capacity of President of the
 Moreno Valley Community Services District

2
 Resolution No. CSD 2015-17
 Date Adopted: June 9, 2015

ATTEST:

City Clerk, acting in the capacity of
Secretary of the Moreno Valley
Community Services District

APPROVED AS TO FORM:

City Attorney, acting in the capacity
of General Counsel of the Moreno
Valley Community Services District

3
Resolution No. CSD 2015-17
Date Adopted: June 9, 2015

Attachment: Resolution 2015-17_CSD (1537 : APPROVAL OF THE CALCULATION OF FISCAL YEAR 2015/16 MAXIMUM AND APPLIED SPECIAL

RESOLUTION JURAT

STATE OF CALIFORNIA)
COUNTY OF RIVERSIDE) ss.
CITY OF MORENO VALLEY)

I, Jane Halstead, Secretary of the Moreno Valley Community Services District, Moreno Valley, California do hereby certify that Resolution No. CSD 2015-17 was duly and regularly adopted by the Board of Directors of the Moreno Valley Community Services District at a regular meeting held on the 9th day of June, 2015, by the following vote:

AYES:

NOES:

ABSENT:

ABSTAIN:

(Boardmembers, Vice-President and President)

SECRETARY

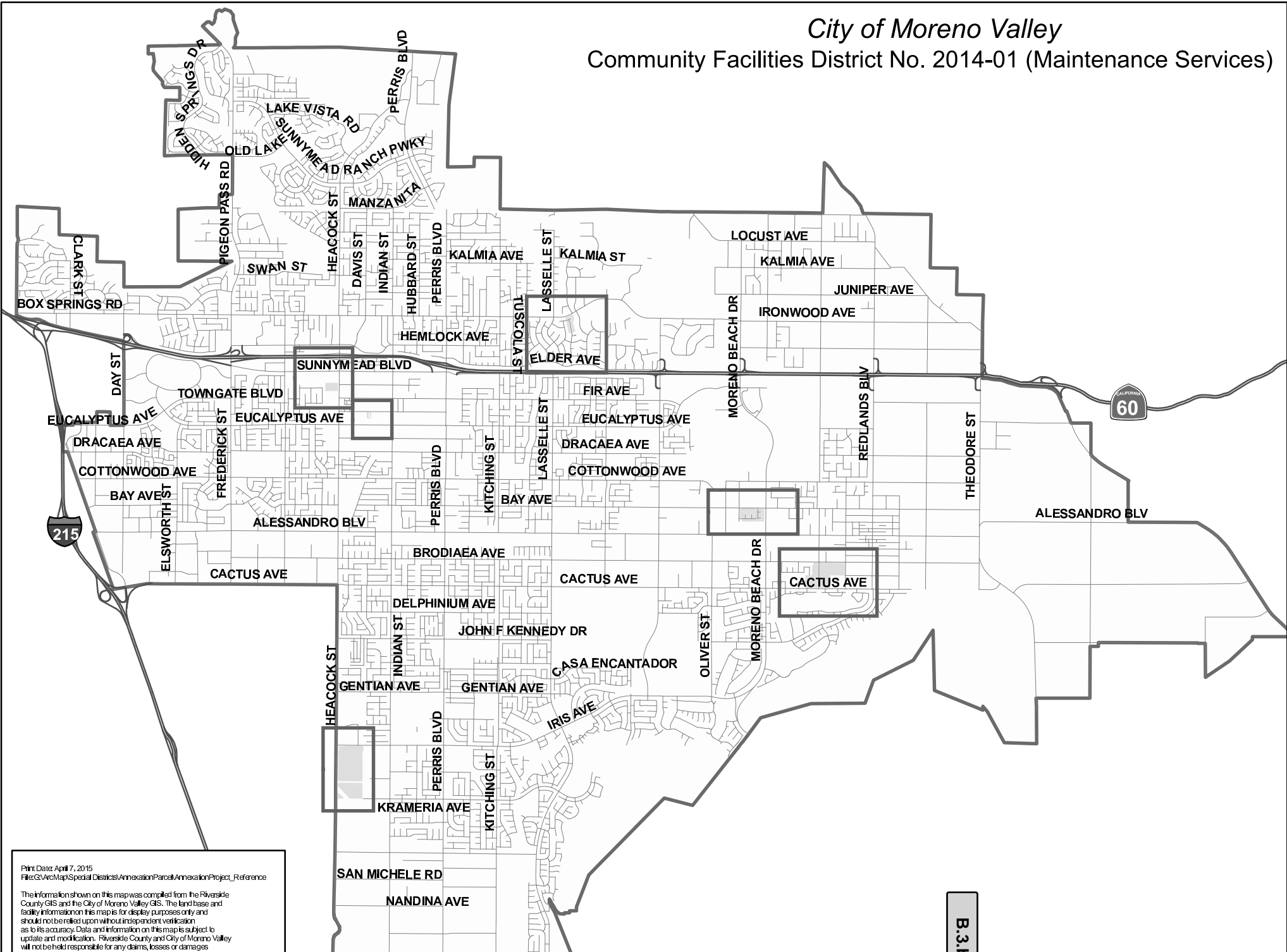
(SEAL)

4
Resolution No. CSD 2015-17
Date Adopted: June 9, 2015

Attachment: Resolution 2015-17_CSD (1537 : APPROVAL OF THE CALCULATION OF FISCAL YEAR 2015/16 MAXIMUM AND APPLIED SPECIAL

City of Moreno Valley

Community Facilities District No. 2014-01 (Maintenance Services)

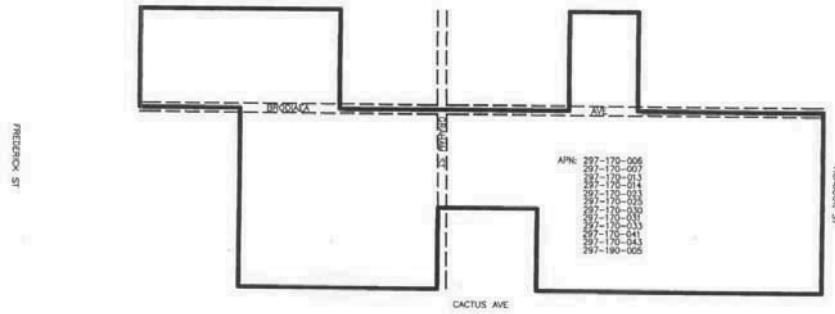


Print Date: April 7, 2015
 File: G:\ArcMap\Special Districts\Annexation\Parcel\AnnexationProject_Reference

The information shown on this map was compiled from the Riverside County GIS and the City of Moreno Valley GIS. The land base and facility information on this map is for display purposes only and should not be relied upon without independent verification as to its accuracy. Data and information on this map is subject to update and modification. Riverside County and City of Moreno Valley will not be held responsible for any claims, losses or damages.

B.3.1b

PROPOSED BOUNDARY OF
COMMUNITY FACILITIES DISTRICT No. 4 – MAINTENANCE
OF THE CITY OF MORENO VALLEY
COUNTY OF RIVERSIDE,
STATE OF CALIFORNIA



REFERENCE THE RIVERSIDE COUNTY ASSESSOR'S MAPS FOR A DETAILED DESCRIPTION OF PARCEL LINES AND DIMENSIONS

FILED IN THE OFFICE OF THE CITY CLERK OF THE CITY OF MORENO VALLEY THIS 20th DAY OF September 2005.
Manuel P. Chavez
CITY CLERK OF THE CITY OF MORENO VALLEY

I HEREBY CERTIFY THAT THE WITHIN MAP SHOWING THE PROPOSED BOUNDARIES OF COMMUNITY FACILITIES DISTRICT NO. 4 – MAINTENANCE, CITY OF MORENO VALLEY, COUNTY OF RIVERSIDE, STATE OF CALIFORNIA WAS APPROVED BY THE CITY COUNCIL OF THE CITY OF MORENO VALLEY AT A REGULARLY SCHEDULED MEETING, THEREOF, HELD ON THE 15th DAY OF September, 2005, BY ITS RESOLUTION NO. 2005-07852-79.
Manuel P. Chavez
CITY CLERK OF THE CITY OF MORENO VALLEY

FILED THIS 22nd DAY OF September 2005, AT THE HOUR OF 8 O'CLOCK P.M. IN BOOK 17 OF MAPS OF ASSESSMENT AND COMMUNITY FACILITIES DISTRICTS PAGE NOS. 72 THROUGH 73 AS INSTRUMENT NO. 2005-07852-79 IN THE OFFICE OF THE COUNTY RECORDER IN THE COUNTY OF RIVERSIDE, STATE OF CALIFORNIA.
Manuel P. Chavez
COUNTY RECORDER OF THE COUNTY OF RIVERSIDE FEE \$ 7.-

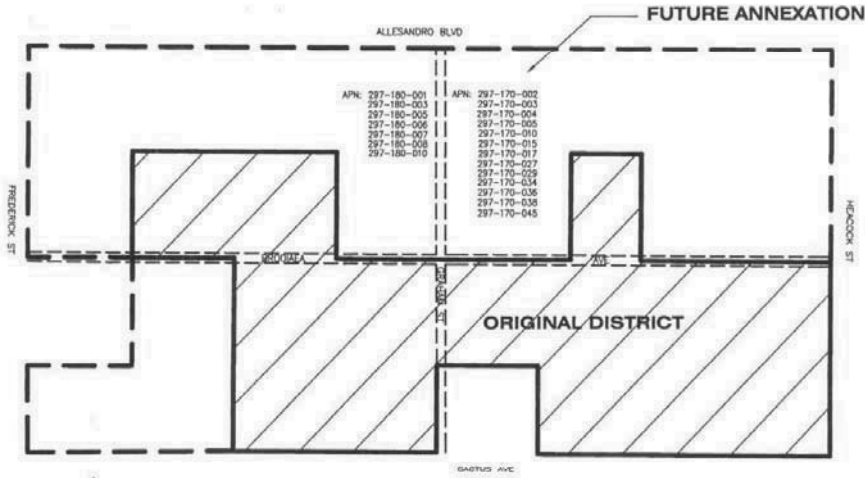
VICINITY MAP
NO SCALE
LEGEND
DISTRICT BOUNDARY

PROPOSED BOUNDARY MAP
Proposed Boundary of
Community Facilities District No. 4-Maintenance
of the City of Moreno Valley
County of Riverside, California
Sheet 1 OF 1

HARRIS & ASSOCIATES
34 Executive Park, Suite 150
Irvine, CA 92614
(949) 555-3999 • FAX (949) 555-3995

Attachment: CFD Boundary Maps (1537 : APPROVAL OF THE CALCULATION OF FISCAL YEAR 2015/16 MAXIMUM AND APPLIED SPECIAL

FUTURE ANNEXATION AREA OF
COMMUNITY FACILITIES DISTRICT No. 4 – MAINTENANCE
OF THE CITY OF MORENO VALLEY
COUNTY OF RIVERSIDE,
STATE OF CALIFORNIA



REFERENCE THE RIVERSIDE COUNTY ASSESSOR'S MAPS FOR A DETAILED DESCRIPTION OF PARCEL LINES AND DIMENSIONS

FILED IN THE OFFICE OF THE CITY CLERK OF THE CITY OF MORENO VALLEY THIS 20th DAY OF September, 2005.
Maryvale Mayor
CITY CLERK OF THE CITY OF MORENO VALLEY

I HEREBY CERTIFY THAT THE WITHIN MAP SHOWING THE PROPOSED FUTURE ANNEXATION AREA OF COMMUNITY FACILITIES DISTRICT NO. 4 – MAINTENANCE, CITY OF MORENO VALLEY, COUNTY OF RIVERSIDE, STATE OF CALIFORNIA WAS APPROVED BY THE CITY COUNCIL OF THE CITY OF MORENO VALLEY, AT A REGULARLY SCHEDULED MEETING, THEREOF, HELD ON THE 13th DAY OF September, 2005. BY ITS RESOLUTION NO. 2005-86.
Maryvale Mayor
CITY CLERK OF THE CITY OF MORENO VALLEY

FILED THIS 22nd DAY OF September, 2005, AT THE HOUR OF 8 O'CLOCK A.M. IN BOOK 64 OF MAPS OF ASSESSMENT AND COMMUNITY FACILITIES DISTRICTS PAGE NOS. KT THROUGH --- AS INSTRUMENT NO. 2005-0785280 IN THE OFFICE OF THE COUNTY RECORDER IN THE COUNTY OF RIVERSIDE, STATE OF CALIFORNIA.
J. Lewis
COUNTY RECORDER OF THE COUNTY OF RIVERSIDE

FEE \$ 7.00



PROPOSED BOUNDARY MAP

Future Annexation Area of
Community Facilities District No. 4-Maintenance
of the City of Moreno Valley
County of Riverside, California

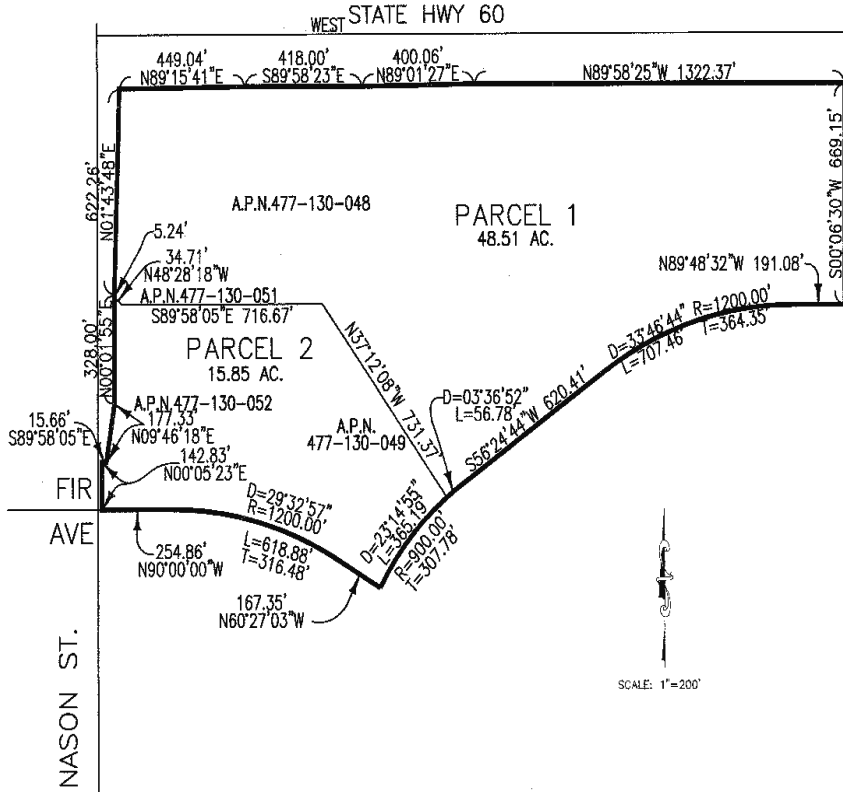
Sheet 1 of 1

HARRIS & ASSOCIATES
34 Executive Park, Suite 150
Irvine, CA 92614
(949) 855-3500 • FAX (949) 855-3995

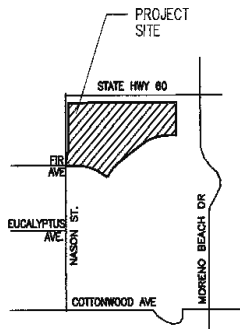
Attachment: CFD Boundary Maps (1537 : APPROVAL OF THE CALCULATION OF FISCAL YEAR 2015/16 MAXIMUM AND APPLIED SPECIAL

6/20
CITY

PROPOSED BOUNDARY OF
COMMUNITY FACILITIES DISTRICT No. 5
OF THE CITY OF MORENO VALLEY
COUNTY OF RIVERSIDE,
STATE OF CALIFORNIA



SCALE: 1"=200'



LEGEND
DISTRICT BOUNDARY

FILED IN THE OFFICE OF THE CITY CLERK OF THE CITY OF MORENO VALLEY THIS 20th DAY OF June, 2005.
Nancy Williams
CITY CLERK OF THE CITY OF MORENO VALLEY

I HEREBY CERTIFY THAT THE WITHIN MAP SHOWING THE PROPOSED BOUNDARIES OF COMMUNITY FACILITIES DISTRICT NO. 5 CITY OF MORENO VALLEY, COUNTY OF RIVERSIDE, STATE OF CALIFORNIA WAS APPROVED BY THE CITY COUNCIL OF THE CITY OF MORENO VALLEY AT A REGULARLY SCHEDULED MEETING THEREOF, HELD ON THE 18th DAY OF September, 2005, BY ITS RESOLUTION NO. 2005-72.
Nancy Williams
CITY CLERK OF THE CITY OF MORENO VALLEY

FILED THIS 20th DAY OF June, 2005, AT THE HOUR OF 8:00 O'CLOCK AM IN BOOK 6 OF MAPS OF ASSESSMENT AND COMMUNITY FACILITIES DISTRICTS PAGES 20 THROUGH 21 AS INSTRUMENT NO. 2005-078529 IN THE OFFICE OF THE COUNTY RECORDER IN THE COUNTY OF RIVERSIDE, STATE OF CALIFORNIA.
[Signature]
COUNTY RECORDER OF THE COUNTY OF RIVERSIDE FEE \$ 7

REFERENCE THE RIVERSIDE COUNTY ASSESSOR'S MAPS FOR A DETAILED DESCRIPTION OF PARCEL LINES AND DIMENSIONS

PROPOSED BOUNDARY MAP

Community Facilities District No. 5
of the City of Moreno Valley
County of Riverside, California

Sheet 1 OF 1

HARRIS & ASSOCIATES
34 Executive Park, Suite 150
Irvine, CA 92614
(949) 616-3900 • FAX (949) 655-3995

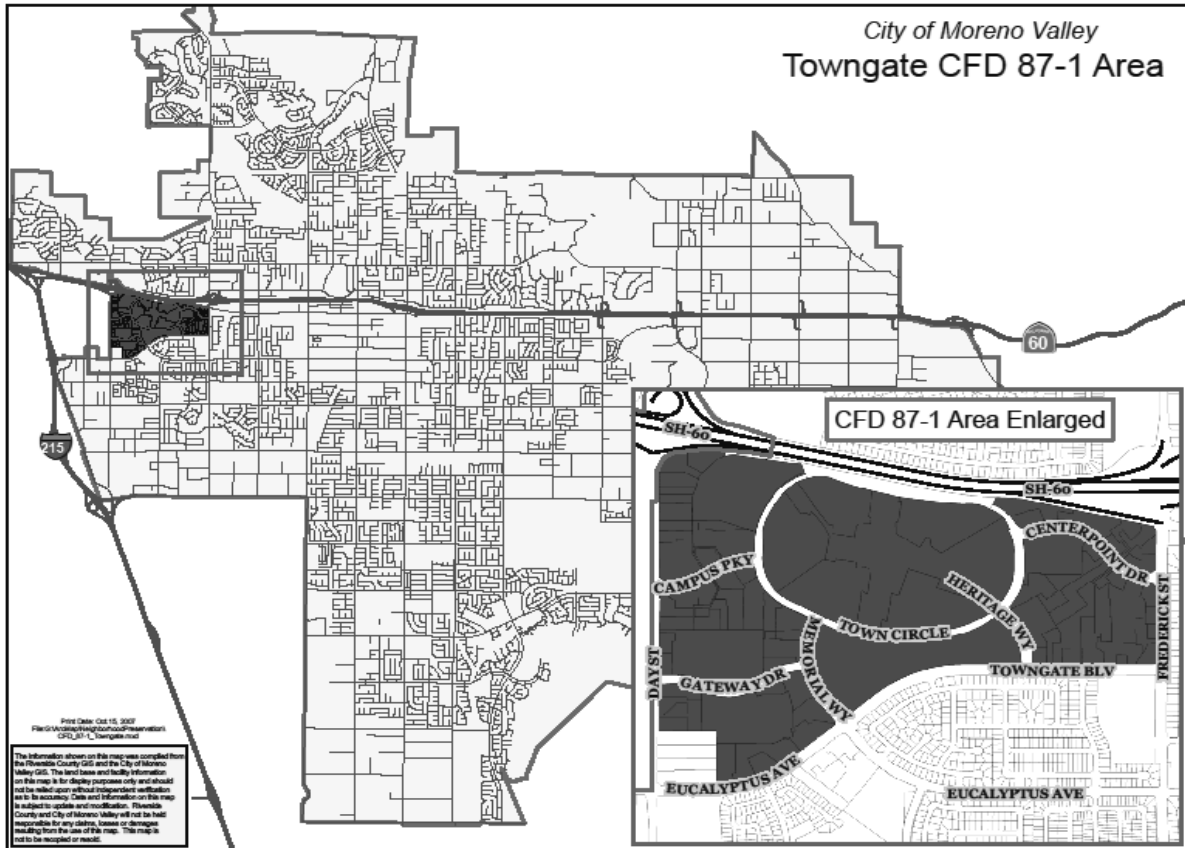
04/22/05

© Moreno Valley (07)05/Map/CFD No 5 - Shoreline Rchrt.dwg

Attachment: CFD Boundary Maps (1537 : APPROVAL OF THE CALCULATION OF FISCAL YEAR 2015/16 MAXIMUM AND APPLIED SPECIAL

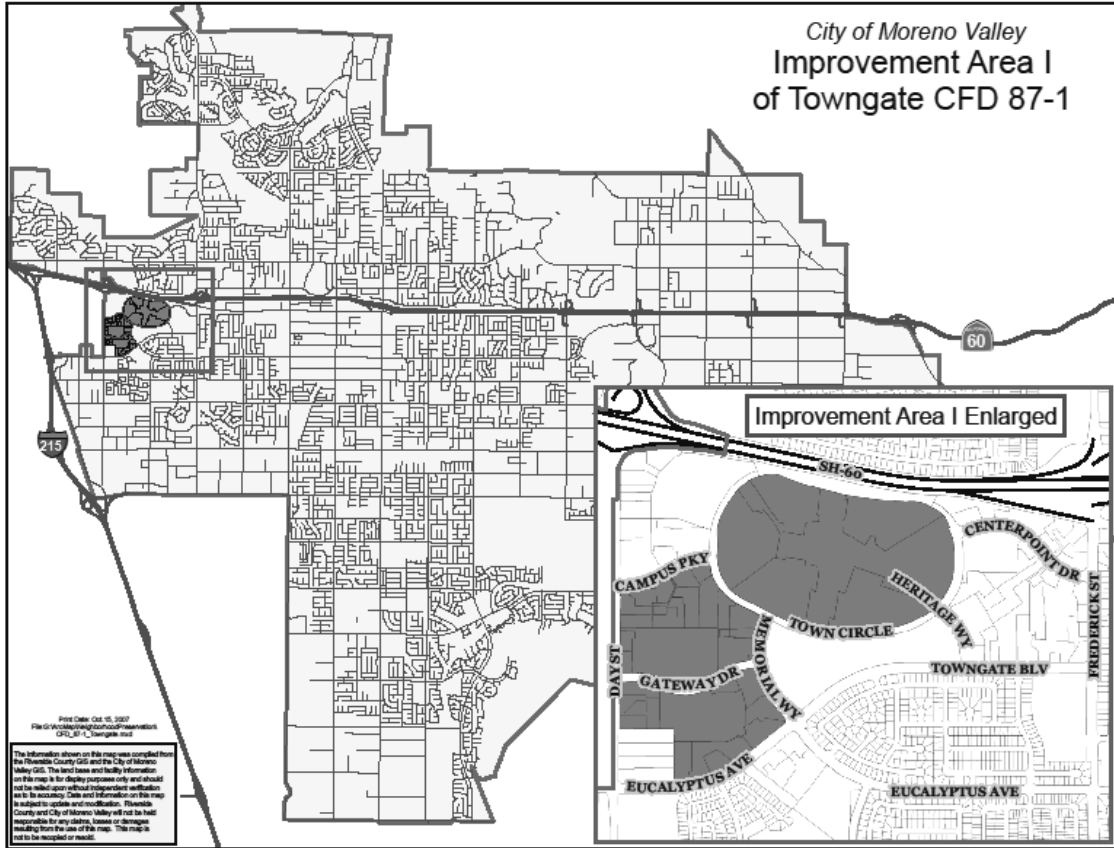
City of Moreno Valley

Page 1 of 1
Boundary Map



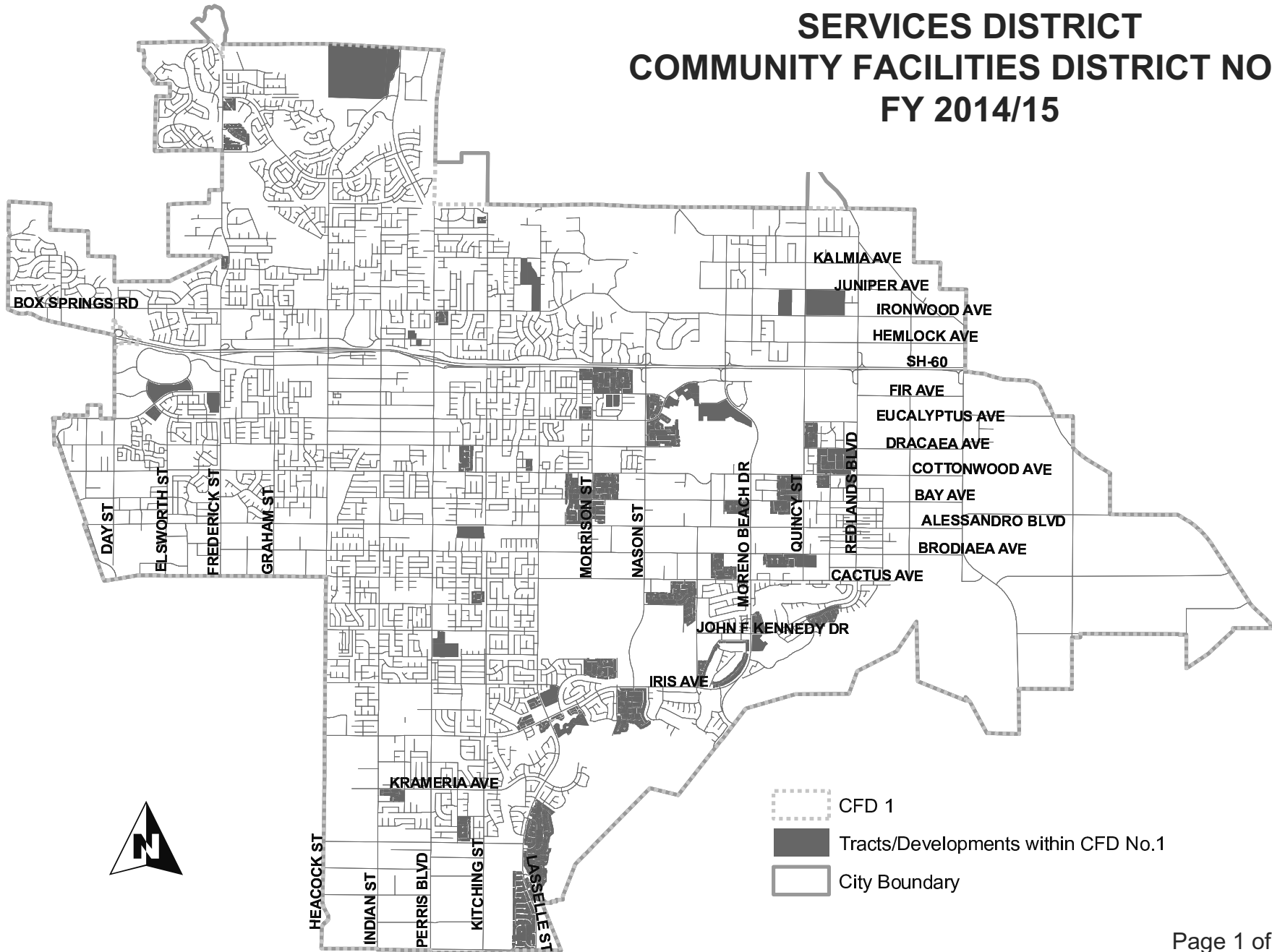
Attachment: CFD Boundary Maps (1537 : APPROVAL OF THE CALCULATION OF FISCAL YEAR 2015/16 MAXIMUM AND APPLIED SPECIAL

City of Moreno Valley



Attachment: CFD Boundary Maps (1537 : APPROVAL OF THE CALCULATION OF FISCAL YEAR 2015/16 MAXIMUM AND APPLIED SPECIAL

MORENO VALLEY COMMUNITY SERVICES DISTRICT COMMUNITY FACILITIES DISTRICT NO. 1 FY 2014/15





Report to City Council

TO: Mayor and City Council

FROM: Ahmad R. Ansari, P.E., Public Works Director/City Engineer

AGENDA DATE: June 9, 2015

TITLE: PUBLIC HEARING REGARDING THE NATIONAL POLLUTANT DISCHARGE ELIMINATION SYSTEM (NPDES) REGULATORY RATE SCHEDULE FOR NEW RESIDENTIAL AND COMMON INTEREST, COMMERCIAL, INDUSTRIAL AND QUASI-PUBLIC USE DEVELOPMENT PROPOSED FISCAL YEAR (FY) 2015/2016 ANNUAL RATES

RECOMMENDED ACTION

Recommendations: That the City Council:

1. Conduct a Public Hearing to consider all objections or protests of the “NPDES Regulatory Rate Schedule for New Residential and Common Interest, Commercial, Industrial and Quasi-Public Use Development” as provided in the Public Notice.
2. Adopt Resolution No. 2015-48. A Resolution of the City Council of the City of Moreno Valley, California, Authorizing and Approving the Levy of the National Pollutant Discharge Elimination System (NPDES) Regulatory Rate for New Residential, and Common Interest, Commercial, Industrial and Quasi-Public Use Development of the County of Riverside Property Tax Roll.

SUMMARY

This report recommends that the City Council conduct a Public Hearing to consider all objections or protests of the proposed National Pollutant Discharge Elimination System (NPDES) Regulatory Rates for Fiscal Year (FY) 2015/2016. NPDES Regulatory Rate revenues support specific services provided by the Storm Water Management Program, and have been included in the FY 2015/2016 Proposed Budget.

DISCUSSION

The NPDES regulatory rates are necessary to fund the costs of the storm water management services for the discharge of storm water runoff into municipally owned drainage facilities for pollution control from benefiting parcels.

Proposition 218

Proposition 218, approved in the November 1996 election as a constitutional amendment, specifically addresses the ability of public agencies to collect taxes, fees, charges, and/or assessments as an incidence of property ownership. The City of Moreno Valley has reviewed Proposition 218 with respect to the NPDES Regulatory Rate. Based upon this review, it has been determined that the NPDES Regulatory Rate is in compliance with Proposition 218. City policy has been to conduct a Public Meeting to allow the public opportunity to address City Council, although not required under Proposition 218.

Proposed Regulatory Rates

The proposed rates shall be levied against each assessable benefiting parcel of real property that is required to comply with the City’s NPDES Storm Water Management Program. The annual percentage change in the Consumer Price Index (CPI) for Los Angeles, Riverside, and Orange Counties was +0.73%. The proposed FY 2015/2016 annual rates were calculated utilizing the base fiscal year (identified in Tables 1 and 2) levy amount and the approved corresponding CPI adjustments from rate inception. The methodology utilized brings an accurate to the penny amount of the proposed annual rates for FY 2015/2016. Staff recommends that the proposed FY 2015/2016 annual rate adjustments occur to maintain current program service levels. Rate increases are associated with increases in utility costs and maintaining program service levels.

The following tables outline the specific services provided by each level of service, the current annual rates and the proposed annual rates.

Table 1 reflects the annual rates for New Residential Development.

TABLE 1

NPDES Regulatory Rate for New Residential Development (Base FY 2003/2004)			
Service Level		Current Maximum Annual Rate FY 2014/2015	Proposed Maximum Annual Rate FY 2015/2016
LEVEL I	NPDES Administration and overhead.	\$39.38/Parcel	\$39.66/Parcel

LEVEL II	Water Quality Pond/Basin Maintenance.	\$74.82/Parcel	\$75.36/Parcel
LEVEL II-A* (Base FY 2008/2009)	Sand Filter Maintenance.	\$34.10/Parcel	\$34.35/Parcel
LEVEL III	Water Quality Pond/Basin Remediation/Reconstruction.	\$66.73/Parcel	\$67.22/Parcel
LEVEL IV	Water Quality System Retrofit.	\$151.84/Parcel	\$152.95/Parcel

Table 2 reflects the annual rates for New Common Interest, Commercial, Industrial and Quasi-Public Use Development.

TABLE 2

NPDES Regulatory Rate for New Common Interest, Commercial, Industrial and Quasi-Public Use Development (Base FY 2005/2006)			
Service Level		Current Maximum Annual Rate FY 2014/2015	Proposed Maximum Annual Rate FY 2015/2016
LEVEL I	NPDES Administration and overhead.	\$39.52/Parcel	\$39.81/Parcel
LEVEL II	Storm water and non-storm water runoff monitoring, inspection of the project's site design, source control and treatment control BMPs; evaluation of site storm water compliance site activities; review site-specific technical reports and treatment control BMP maintenance records.	\$186.49/Parcel	\$187.85/Parcel

ALTERNATIVES

1. Conduct a Public Hearing to consider all objections or protests of the “NPDES Regulatory Rate Schedule for New Residential and Common Interest, Commercial, Industrial and Quasi-Public Use Development” as provided in the Public Notice and adopt “Resolution No. 2015-XX. A Resolution of the City Council of the City of Moreno Valley, California, Authorizing and Approving the Levy of the National Pollutant Discharge Elimination System (NPDES) Regulatory Rate for New Residential, and Common Interest, Commercial, Industrial and Quasi-Public Use Development of the County of Riverside Property Tax Roll.” *This alternative will help prevent the County of Riverside from challenging our ability to place the NPDES rates on the County property tax roll.*

2. Do not conduct a Public Hearing to consider all objections or protests of the “NPDES Regulatory Rate Schedule for New Residential and Common Interest, Commercial, Industrial and Quasi-Public Use Development” as provided in the Public Notice and adopt “Resolution No. 2015-XX. A Resolution of the City Council of the City of Moreno Valley, California, Authorizing and Approving the Levy of the National Pollutant Discharge Elimination System (NPDES) Regulatory Rate for New Residential, and Common Interest, Commercial, Industrial and Quasi-Public Use Development of the County of Riverside Property Tax Roll.” *By not conducting the Public Hearing and adopting the resolution, the County of Riverside may challenge our ability to place the NPDES rates on the County property tax roll.*

FISCAL IMPACT

Regulatory rate increases (including increases due to inflation) have been approved by the benefiting property owners through the mail ballot proceeding. The inflation factor is based on the annual percentage change in the Los Angeles-Riverside-Orange County CPI for calendar year 2014, which was +0.73%.

For FY 2015/2016, the maximum annual regulatory rate per parcel for single-family residential development is \$302.32 (includes Levels I, II, II-A and IV combined from Table 1). The Level III rate is levied when a water quality pond/basin is taken out of service for remediation/reconstruction thus replaces the Level II rate. Since the Level III rate is lower than the Level II rate the maximum rate for residential development cannot be greater than the summation of Levels I, II, II-A and IV. The maximum annual regulatory rate for new common interest, commercial, industrial and quasi-public use development is \$227.66 (includes Levels I and II combined from Table 2). Projected FY 2015/2016 revenues to be derived from the proposed adjustment including the addition of newly developed parcels to be levied are \$447,253.41; an increase of \$7,284.24 over FY 2014/2015 projected revenues.

Approving annual rates less than that proposed by staff may require a decrease in both the level and quality of service from that provided and approved by benefiting property

owners in the previous year. The service level provided would be adjusted according to the approved funding level.

The NPDES Regulatory Rate levy collected from property owners supports current NPDES programs as identified herein. Funds collected from the NPDES Regulatory Rate levy are restricted for use only within the Storm Water Management Program.

NOTIFICATION

- Publication of Agenda
- Newspaper advertising was published on May 9, 2015, with information about the May 26, 2015 Public Meeting and the June 9, 2015 Public Hearing. Additionally, the June 9, 2015 Public Hearing notification was published on May 22, 2015.

PREPARATION OF STAFF REPORT

Prepared By:
Mark W. Sambito, P.E.
Engineering Division Manager

Department Head Approval:
Ahmad R. Ansari, P.E.
Public Works Director/City Engineer

CITY COUNCIL GOALS

Revenue Diversification and Preservation. Develop a variety of City revenue sources and policies to create a stable revenue base and fiscal policies to support essential City services, regardless of economic climate.

Public Facilities and Capital Projects. Ensure that needed public facilities, roadway improvements, and other infrastructure improvements are constructed and maintained.

ATTACHMENTS

1. Resolution 2015-48_NPDES Reg Rate

APPROVALS

Budget Officer Approval	<u>✓ Approved</u>	6/03/15 1:09 PM
City Attorney Approval	<u>✓ Approved</u>	6/03/15 3:18 PM
City Manager Approval	<u>✓ Approved</u>	6/03/15 3:19 PM

RESOLUTION NO. 2015-48

A RESOLUTION OF THE CITY COUNCIL OF THE CITY OF MORENO VALLEY, CALIFORNIA, AUTHORIZING AND APPROVING THE LEVY OF THE NATIONAL POLLUTANT DISCHARGE ELIMINATION SYSTEM (NPDES) REGULATORY RATE FOR NEW RESIDENTIAL, AND COMMON INTEREST, COMMERCIAL, INDUSTRIAL AND QUASI-PUBLIC USE DEVELOPMENT OF THE COUNTY OF RIVERSIDE PROPERTY TAX ROLL

WHEREAS, as part of the 1972 Federal Clean Water Act, the federal government mandated that public agencies comply with the NPDES program to obtain Permits to discharge storm water runoff into municipally owned drainage facilities; and

WHEREAS, on January 29, 2010, the Santa Ana Regional Water Quality Control Board issued new requirements that cities must address, regarding the water pollution contained in storm water runoff to remain in compliance with federal mandates; and

WHEREAS, the City Council introduced Ordinance No. 708, on January 10, 2006, to repeal and reenact Chapter 3.50 of Title 3 of the City of Moreno Valley Municipal Code by relating to the establishment and collection of the NPDES regulatory rate for new residential and common interest, commercial, industrial, and quasi-public use development based on the approved NPDES regulatory rate and authorization of subsequent rate adjustments by resolution; and

WHEREAS, Sections 5473 through 5473.8 of the California Health and Safety Code provides that such services may be funded, in whole or in part, by rates which may be collected on the tax roll in the same manner, by the same persons, at the same time as, and together with and not separately from, the general taxes of the City; and

WHEREAS, the City Council, has determined, and hereby does determine, that it is in the interest of the City to have the NPDES regulatory rate on new residential, common interest, commercial, industrial, and quasi-public use development be so collected on the County of Riverside property tax roll; and

WHEREAS, the City Council has determined that levying a regulatory rate against each assessable parcel of real property that is required to comply with the NPDES Permit program, as hereinafter established, is necessary to fund the costs of the storm water management services for the discharge of storm water runoff into municipally owned drainage facilities for pollution control from these land uses; and

WHEREAS, the City Council heretofore caused a report to be prepared that identified each parcel of real property, which is subject to the regulatory rate, and has caused notice of said report and of the public hearing thereon to be duly given; and

1

Resolution No. 2015-48
Date Adopted: June 9, 2015

Attachment: Resolution 2015-48_NPDES Reg Rate [Revision 2] (1356 : PUBLIC HEARING REGARDING THE NATIONAL POLLUTANT

WHEREAS, the City Council held a Public Hearing on June 9, 2015, at which time all persons wishing to be heard were heard, and at which hearing the City Council heard and considered all objections and protests, if any; and

WHEREAS, on June 9, 2015, the City Council reviewed and considered the NPDES regulatory rate for new residential and common interest, commercial, industrial, and quasi-public use development to fund the federally mandated NPDES program; and

NOW, THEREFORE, THE CITY COUNCIL OF THE CITY OF MORENO VALLEY, CALIFORNIA, DOES HEREBY RESOLVE AS FOLLOWS:

1. The City Council shall authorize collection of the NPDES regulatory rate on the County of Riverside tax bill for federally mandated NPDES requirements to address the discharge of storm water runoff into municipally owned drainage facilities.
2. The maximum rate to be collected for fiscal year (FY) 2015/2016 shall be \$302.32 per parcel for new residential development, which may be subject to an annual adjustment, if necessary, based on the percentage change calculated for the prior calendar year in the Los Angeles-Riverside-Orange County Regional Consumer Price Index, as published by the Department of Labor's Bureau of Labor Statistics.
3. The maximum rate to be collected for FY 2015/2016 shall be \$227.66 per parcel for new common interest, commercial, industrial, and quasi-public-use development, which may be subject to an annual adjustment, if necessary, based on the percentage change calculated for the prior calendar year in the Los Angeles-Riverside-Orange County Regional Consumer Price Index, as published by the Department of Labor's Bureau of Labor Statistics.
4. The NPDES regulatory rate, as herein confirmed, shall be collected on the tax roll at the same time and by the same persons, and in the same manner as, together with and not separately from, general taxes, and shall be delinquent at the same time and thereafter be subject to the same delinquency penalties, as provided for in Sections 5473 through 5473.8 of the California Health and Safety Code.
5. The City Council made a finding that collection of the NPDES regulatory rate is in compliance with Proposition 218.
6. The effective date of this Resolution shall be June 9, 2015.

2
Resolution No. 2015-48
Date Adopted: June 9, 2015

APPROVED AND ADOPTED this 9th day of June, 2015.

Mayor of the City of Moreno Valley

ATTEST:

City Clerk

APPROVED AS TO FORM:

City Attorney

3
Resolution No. 2015-48
Date Adopted: June 9, 2015

Attachment: Resolution 2015-48_NPDES Reg Rate [Revision 2] (1356 : PUBLIC HEARING REGARDING THE NATIONAL POLLUTANT

RESOLUTION JURAT

STATE OF CALIFORNIA)
COUNTY OF RIVERSIDE) ss.
CITY OF MORENO VALLEY)

I, Jane Halstead, City Clerk of the City of Moreno Valley, California, do hereby certify that Resolution No. 2014-48 was duly and regularly adopted by the City Council of the City of Moreno Valley at a regular meeting thereof held on the 9th day of June, 2015 by the following vote:

AYES:

NOES:

ABSENT:

ABSTAIN:

(Council Members, Mayor Pro Tem and Mayor)

CITY CLERK

(SEAL)

4
Resolution No. 2015-48
Date Adopted: June 9, 2015

Attachment: Resolution 2015-48_NPDES Reg Rate [Revision 2] (1356 : PUBLIC HEARING REGARDING THE NATIONAL POLLUTANT



Report to City Council

TO: Mayor and City Council Acting in its Capacity as President and Members of the Board of Directors of the Moreno Valley Community Services District (CSD)

FROM: Richard Teichert, Chief Financial Officer

AGENDA DATE: June 9, 2015

TITLE: PUBLIC HEARING TO CONSIDER A RESOLUTION CONFIRMING A DIAGRAM AND ASSESSMENT FOR FISCAL YEAR 2015/16 FOR LIGHTING MAINTENANCE DISTRICT NO. 2014-01

RECOMMENDED ACTION

Recommendations: That the CSD:

1. Conduct the Public Hearing on the proposed levy of real property assessments for Moreno Valley Community Services District Lighting Maintenance District No. 2014-01.
2. Adopt Resolution No. CSD 2015-18. A Resolution of the Moreno Valley Community Services District of the City of Moreno Valley, California, Confirming a Diagram and Assessment for Fiscal Year 2015/16 for Moreno Valley Community Services District Lighting Maintenance District No. 2014-01.

SUMMARY

This report recommends that the Community Services District (“CSD”) convene a Public Hearing and consider adoption of the proposed Resolution which confirms the diagram (map) and authorizes the levy of an assessment in fiscal year 2015/16 for Lighting Maintenance District No. 2014-01 (“LMD 2014-01” or “District”). The fiscal year (“FY”) 2015/16 proposed assessment is a continuation of the real property assessment currently levied on the property tax bills. There are no increases proposed, except an inflationary adjustment, provided the property owners previously approved such adjustment.

Revenue received from the assessments support street lighting services provided by Lighting Maintenance District No. 2014-01. Projections for revenues have been included in the FY 2015/16 Proposed Budget.

DISCUSSION

On May 27, 2014, the CSD adopted its Resolution 2014-08, establishing LMD 2014-01 (formerly Zone B, residential street lighting). The purpose of the District is to fund, in part, the operation of the street lights that are in the District. Attachment 2 is a map of the zones that form LMD 2014-01.

In compliance with the Landscaping and Lighting Act of 1972 (Section 22500 et seq. of the California Streets and Highways Code) (the "1972 Act"), annual reviews and evaluations of a district's revenues and expenditures must be conducted and approved by the legislative body (CSD Board). Additionally, the legislative body shall conduct a public hearing. Provided there is not a majority protest of the property owners, the CSD may adopt the proposed resolution. The resolution confirms the diagram (map) and authorizes the levy and collection of the real property assessment for FY 2015/16 on the property tax roll.

On May 26, 2015, the CSD Board adopted Resolution No. CSD 2015-13, declaring its intention to levy and collect assessments within LMD 2014-01 for Fiscal Year 2015/16. Additionally, Resolution No. CSD 2015-14 approved the Engineer's Report ("Report") and Resolution No. CSD 2015-15 set June 9, 2015 as the date for a public hearing on the proposed assessment.

The boundaries of the District are comprised of three benefit zones ("Zones"). Parcels within the District are identified and grouped into one of the three designated Zones based on the special benefits properties receive from the District improvements. The breakdown of the three zones is detailed in the table below.

LMD 2014-01 Zones	# of Parcels	# of Street Lights
Zone 01	32,719	7,075
Zone 02	7,396	1,599
Zone 03	65	3
Total	40,180	8,677

The bulk of the parcels in the District are located in either Zone 01 or Zone 02. These Zones are defined separately for administrative purposes. The level of service and service costs per parcel are substantially identical in the two zones and the ratio of the number of lights to the number of parcels is substantially the same. Zone 01 includes those parcels where the assessment is is not subject to an annual inflationary adjustment. Zone 02 includes those parcels where the assessment is subject to an annual inflationary adjustment.

Zone 03 includes 65 residential parcels in Tract 21958 (immediately north of SR 60 freeway, east of Nason Street, west of Oliver Street). This tract was developed with a substantially lower street light density (street lights are spaced farther apart than those

found in Zone 01 and Zone 02). As a result, the parcels in Tract 21958 generally receive less lighting than parcels elsewhere in the District and the per parcel cost of providing street lighting special benefits to these Tract 21958 parcels is substantially less than the costs of providing benefits elsewhere in the District.

The Report includes a detailed description of the existing improvements within the District, the estimated operating costs, the method of assessment apportionment for each lot or parcel within the District boundaries, and a diagram showing the parcels within the Zones that make up the District. The Report also provides an analysis of the District's annual financial status and a benefit analysis. The benefit analysis defines the level of special benefit property in the District receive and apportions those costs accordingly. Likewise, the Report outlines the cost for the General Benefit apportioned to the City. The General Benefit is the benefit the general public receives from the street lights.

The budget in the Report identifies the number of parcels within the Zones that can be assessed and the proposed assessment to levy on the property tax roll. If the property owners have previously authorized an inflationary adjustment, the proposed assessment has been increased by that amount. Otherwise, the proposed assessment remains unchanged. The Report recommends maintaining the FY 2015/16 assessment for Zone 01 and Zone 03 at the current rates, while increasing the Zone 02 assessment by the property owner authorized inflationary adjustment.

LMD Zones	2014-01	# of Parcels Assessed	Proposed Maximum Assessment	Proposed Applied Assessment	Total Assessment Revenue
Zone 01 ¹		32,706	\$23.00	\$23.00	\$752,238.00
Zone 02 ^{1, 2, 3}		7,194	\$26.23	\$26.22	\$188,626.68
Zone 03		65	\$6.00	\$6.00	\$390.00
Total		39,965			\$941,254.68

¹Number of parcels assessed may differ from number of parcels in District because improvements have not yet been installed.

²Property owner authorized inflationary adjustment; 0.73% for FY 2015/16.

³Riverside County requires fixed charges (i.e. assessments) to be even numbers.

Property owners pay the LMD 2014-01 assessment as a part of their annual property tax bill. The assessment, including inflationary adjustments where applicable, has been approved by the affected property owners through prior proceedings. The annual inflation factor is based on the percentage change calculated for the prior calendar year in the Los Angeles-Riverside-Orange County Regional Consumer Price Index (CPI), as published by the Department of Labor's Bureau of Labor Statistics. For FY 2015/16, the CPI adjustment is 0.73%.

The Finance Subcommittee reviewed the proposed assessments during its May 11, 2015 meeting.

ALTERNATIVES

1. **Conduct the Public Hearing.** If a majority of the property owners in the District have not submitted written protest, adopt the proposed resolution. The proposed resolution authorizes the assessments to be levied on the 2015/16 Riverside County property tax bills for all properties located within the District. *This alternative is consistent with the 1972 Act.*
2. **Conduct the Public Hearing.** If a majority of the property owners in the District have not submitted written protest, do not adopt the proposed resolution. *This alternative will leave the City without sufficient funding to support the services the District was created to provide.*
3. **Conduct the Public Hearing.** If a majority of the property owners in the District submit written protest, the CSD cannot approve the resolution or continue the levy. *This alternative will leave the City without sufficient funding from the assessment to support the operation of the street lights that are included within this District.*
4. **Open the Public Hearing and continue it to a future regular City Council meeting.** *This alternative will satisfy the Public Hearing requirements required by the 1972 Act, but could prevent the City from meeting the County of Riverside's submission deadline for inclusion on the 2015/16 property tax bills without incurring additional costs.*

FISCAL IMPACT

For FY 2015/16, the total projected expenditures for the District is \$1,709,169. Of this amount, \$941,254.56 is anticipated to be received from the property assessments. The balance is proposed to be funded (FY 2015/16 Proposed Budget) from other revenue sources to the District (e.g. property tax revenues, advanced energy fees for new installations, etc.), fund balance, and the General Fund. The General Fund contribution is made up of the General Benefit cost of \$34,183 and a General Fund subsidy of \$424,825, totaling \$459,008 for the benefit of the District. Assessment revenue received for the District is restricted for use only to fund the operation of the District.

Third party costs associated with the annual levy approval process and preparation of the Report for LMD 2014-01 are projected not to exceed \$8,700. Third party services include an assessment engineer consultant, special legal counsel, and publication of a legal notice. These costs have been budgeted within the LMD 2014-01 fund, 5012.70.79.25703.

NOTIFICATION

The Public Hearing notice was published in The Press-Enterprise on Thursday, May 21st in compliance with Streets & Highways Code Section 22626(a). The proposed assessment roll for the District is available from the City Clerk's office and is also accessible from the Special Districts Division's webpage (www.moval.org/sd).

PREPARATION OF STAFF REPORT

Prepared By:
Candace E. Cassel
Special Districts Division Manager

Department Head Approval:
Richard Teichert
Chief Financial Officer/City Treasurer

CITY COUNCIL GOALS

Public Facilities and Capital Projects. Ensure that needed public facilities, roadway improvements, and other infrastructure improvements are constructed and maintained.

Positive Environment. Create a positive environment for the development of Moreno Valley's future.

Community Image, Neighborhood Pride and Cleanliness. Promote a sense of community pride and foster an excellent image about our City by developing and executing programs which will result in quality development, enhanced neighborhood preservation efforts, including home rehabilitation and neighborhood restoration.

ATTACHMENTS

1. Resolution 2015-18_CSD
2. LMD No. 2014-01 Map
3. LMD No. 2014-01 FY 15-16 Engineer's Report

APPROVALS

Budget Officer Approval	<u>✓ Approved</u>	5/28/15 8:01 AM
City Attorney Approval	<u>✓ Approved</u>	5/28/15 2:15 PM
City Manager Approval	<u>✓ Approved</u>	5/31/15 12:58 PM

RESOLUTION NO. CSD 2015-18

A RESOLUTION OF THE MORENO VALLEY COMMUNITY SERVICES DISTRICT OF THE CITY OF MORENO VALLEY, CALIFORNIA, CONFIRMING A DIAGRAM AND ASSESSMENT FOR FISCAL YEAR 2015/16 FOR MORENO VALLEY COMMUNITY SERVICES DISTRICT LIGHTING MAINTENANCE DISTRICT NO. 2014-01

WHEREAS, pursuant to Government Code Section 61122(e), the Moreno Valley Community Services District (the "CSD") is authorized to levy benefit assessments for operations and maintenance pursuant to the Landscaping and Lighting Assessment Act of 1972 (Streets & Highways Code Section 22500 *et seq.*) (the "Act"); and

WHEREAS, by its Resolution No. CSD 2014-08, adopted on May 27, 2014, the Board of Directors, pursuant to the Act, established the Moreno Valley Community Services District Lighting Maintenance District No. 2014-01 (the "Assessment District") to fund street lighting services through the levy of an annual assessment against real property; and

WHEREAS, by its Resolution No. CSD 2015-13, adopted on May 26, 2015, the Board of Directors initiated proceedings to levy the Fiscal Year 2015/16 assessment against real property in the Assessment District and directed Willdan Financial Services, as assessment engineer, (the "Assessment Engineer") to prepare and file a report pursuant to Section 22565 *et seq.* of the Act with respect to said levy; and

WHEREAS, the Assessment Engineer has prepared and filed with the Secretary of the CSD a report entitled "Moreno Valley Community Services District Lighting Maintenance District No. 2014-01, 2015/2016 Engineer's Report" (the "Report"), which is on file in the Office of the Secretary of the CSD (the Office of the City Clerk of the City of Moreno Valley), is available for public inspection, and is incorporated herein by reference; and

WHEREAS, by its Resolution No. CSD 2015-14, adopted on May 26, 2015, the Board of Directors approved the Report as filed; and

WHEREAS, by its Resolution No. CSD 2015-15, adopted on May 26, 2015, the Board of Directors declared its intention to levy an assessment against real property in the Assessment District for Fiscal Year 2015/16 and scheduled a public hearing (the "Public Hearing") regarding that levy for June 9, 2015 at 6:00 PM or as soon thereafter as practical, in the City Council Chamber located at 14177 Frederick Street, Moreno Valley, California 92553; and

WHEREAS, notice of the Public Hearing was published in the manner set forth in Section 22626(a) of the Act; and

WHEREAS, at the appointed time and place, the Board of Directors held the Public Hearing; and

WHEREAS, at the Public Hearing, all interested persons were afforded the opportunity to hear and be heard; and

WHEREAS, having considered all oral statements and all written protests made or filed at the Public Hearing, the Board of Directors desires to levy the proposed assessment for Fiscal Year 2015/16.

NOW, THEREFORE, THE MORENO VALLEY COMMUNITY SERVICES DISTRICT OF THE CITY OF MORENO VALLEY, CALIFORNIA, DOES HEREBY RESOLVE AS FOLLOWS:

1. Recitals. The above recitals are all true and correct.
2. Assessment. The diagram and assessment incorporated into the Report is hereby confirmed. This action constitutes the levy of the assessment for Fiscal Year 2015/16. Staff is directed to transmit the assessment to the Riverside County Auditor and to cause the assessment to be collected at the same time and in the same manner as county taxes are collected.
3. Effective Date. This Resolution shall be effective immediately upon adoption.
4. Certification. The City Clerk shall certify to the adoption of this Resolution, and shall maintain on file as a public record this Resolution.

APPROVED AND ADOPTED this 9th day of June, 2015.

Mayor of the City of Moreno Valley,
 Acting in the capacity of President of the
 Moreno Valley Community Services District

ATTEST:

City Clerk, acting in the capacity of
 Secretary of the Moreno Valley
 Community Services District

2
 Resolution No. CSD 2015-18
 Date Adopted: June 9, 2015

APPROVED AS TO FORM:

City Attorney, acting in the capacity
of General Counsel of the Moreno
Valley Community Services District

Attachment: Resolution 2015-18_CSD [Revision 2] (1471 : PUBLIC HEARING TO CONSIDER A RESOLUTION CONFIRMING A DIAGRAM AND

3
Resolution No. CSD 2015-18
Date Adopted: June 9, 2015

RESOLUTION JURAT

STATE OF CALIFORNIA)
COUNTY OF RIVERSIDE) ss.
CITY OF MORENO VALLEY)

I, Jane Halstead, Secretary of the Moreno Valley Community Services District, Moreno Valley, California do hereby certify that Resolution No. CSD 2015-18 was duly and regularly adopted by the Board of Directors of the Moreno Valley Community Services District at a regular meeting held on the 9th day of June, 2015, by the following vote:

AYES:

NOES:

ABSENT:

ABSTAIN:

(Boardmembers, Vice-President and President)

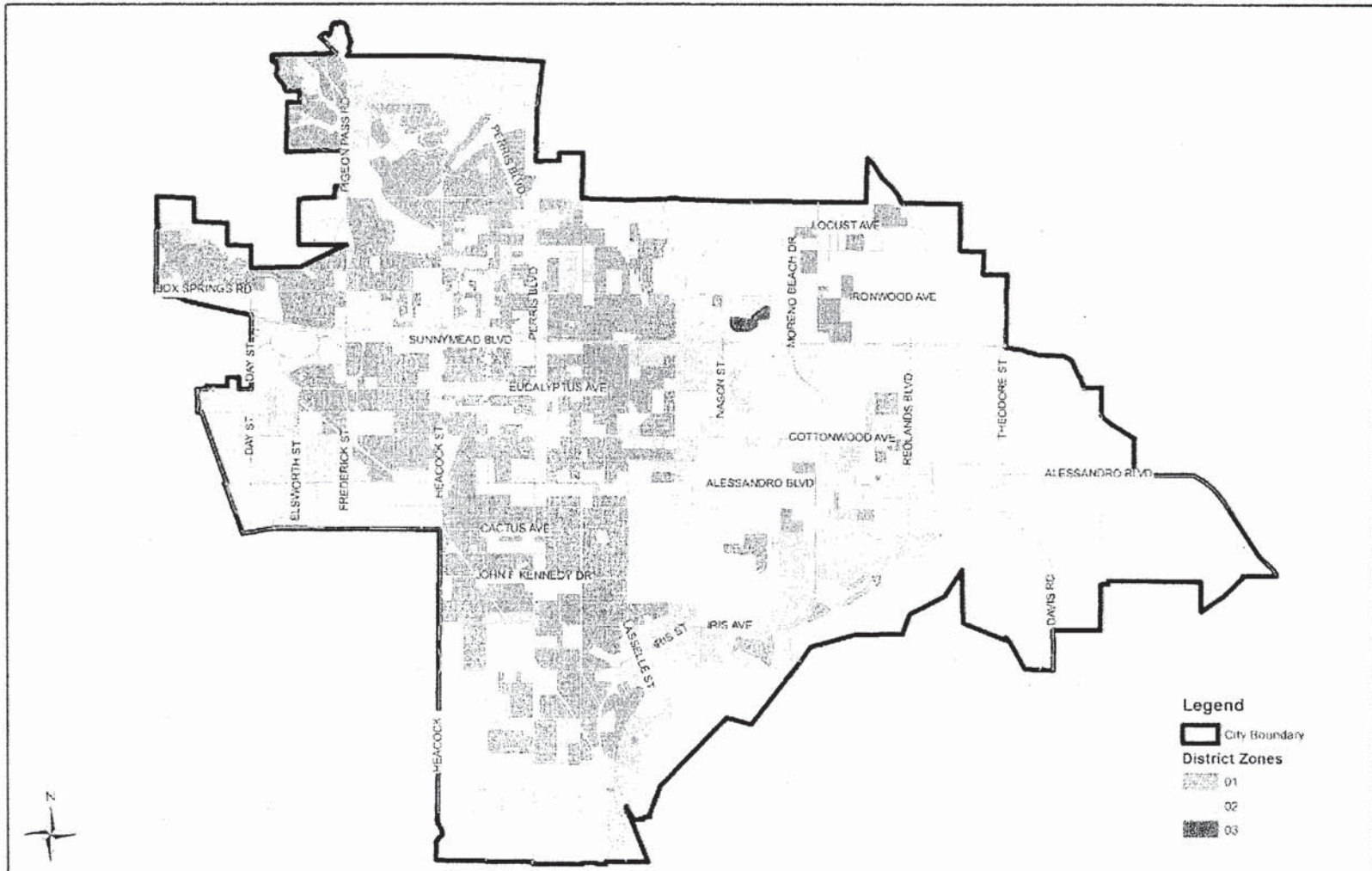
SECRETARY

(SEAL)

4
Resolution No. CSD 2015-18
Date Adopted: June 9, 2015

Attachment: Resolution 2015-18_CSD [Revision 2] (1471 : PUBLIC HEARING TO CONSIDER A RESOLUTION CONFIRMING A DIAGRAM AND

Moreno Valley Community Services District Lighting Maintenance District No. 2014-01



Legend
 City Boundary
District Zones
 01
 02
 03

WILLDAN
Financial Services



Moreno Valley Community Services District

Lighting Maintenance District No. 2014-01

2015/2016 ENGINEER'S REPORT

Intent Meeting: May 26, 2015

Public Hearing: June 9, 2015

MORENO VALLEY COMMUNITY SERVICES DISTRICT
14177 FREDERICK STREET
MORENO VALLEY, CA 92553

(951) 413-3480

27368 Via Industria
Suite 200
Temecula, CA 92590
T 951.587.3500 | 800.755.6864
F 951.587.3510



ANNUAL ENGINEER'S REPORT STATEMENT

Fiscal Year 2015/16

Moreno Valley Community Services District

Lighting Maintenance District No. 2014-01

As part of the Resolution of Intention packet presented for the consideration of the Moreno Valley Community Services District Board of Directors, this Report describes the proposed Assessments to be levied on parcels within the Lighting Maintenance District 2014-01 for fiscal year 2015/16, including the budget and basis of the assessments. Reference is hereby made to the Riverside County Assessor's Maps for a detailed description of the lines and dimensions of parcels subject to the proposed assessment. The undersigned respectfully submits the enclosed Report as directed by the Moreno Valley Community Services District Board of Directors.

Dated this _____ day of _____, 2015

Willdan Financial Services

Assessment Engineer

On Behalf of the Moreno Valley Community Services District

By: _____

Jim McGuire, Principal Consultant

By: _____

Richard Kopecky

R. C. E. # 16742

TABLE OF CONTENTS

INTRODUCTION..... 1

PART I - PLANS AND SPECIFICATIONS 4

 DESCRIPTION OF THE DISTRICT 4

 DISTRICT FACILITIES AND IMPROVEMENTS 4

PART II - METHOD OF APPORTIONMENT..... 6

 PROPOSITION 218 BENEFIT ANALYSIS 6

 BENEFIT ANALYSIS 7

 Special Benefit..... 7

 General Benefit..... 7

 ZONES OF BENEFIT 7

 ASSESSMENT METHODOLOGY..... 8

 Equivalent Benefit Unit Application..... 8

PART III - ESTIMATE OF COSTS 10

 CALCULATION OF ASSESSMENTS..... 10

 DISTRICT BUDGET 11

 ASSESSMENT RATES..... 12

 ANNUAL INFLATIONARY ADJUSTMENT (ASSESSMENT RANGE FORMULA) 12

PART IV - DISTRICT DIAGRAMS..... 13

PART V - ASSESSMENT ROLL 15

Attachment: LMD No. 2014-01 FY 15-16 Engineer's Report (1471 : PUBLIC HEARING TO CONSIDER A RESOLUTION CONFIRMING A DIAGRAM

INTRODUCTION

The Moreno Valley Community Services District (“CSD”) was established pursuant to the Community Services District Law (California Government Code Section 61000 et seq.) (“CSD Law”) in 1984 at the time of the incorporation of the City of Moreno Valley. The CSD is a dependent special district of the City, and the Moreno Valley City Council serves as the Board of Directors of the CSD. The boundaries of the CSD are the same as those of the City.

Prior to the City’s incorporation, the territory that would become the City of Moreno Valley was an unincorporated territory of Riverside County. The County had created County Service Areas (“CSAs”) to fund and provide certain enhanced services in this territory. The CSD was created so that responsibility for these funding mechanisms (and services) within the territory of the City of Moreno Valley could be transitioned from CSAs governed by the Riverside County Board of Supervisors to a CSD governed by the Moreno Valley City Council.

The CSD is comprised of a number of Zones, each of which provides a specific set of services within a defined portion of the City. Zone B of the CSD was established and responsible for providing residential street lighting in certain residential subdivisions. These street lighting services were funded through a charge on the annual property tax roll to parcels served by the street lighting.

In November, 1996, the voters of California adopted Proposition 218, which has been codified as Articles XIII C and XIII D of the California Constitution. Proposition 218 imposed a number of substantive and procedural requirements on taxes, assessments, and property-related fees imposed by local governments in California. Although referred by the CSD as “charges”, the charges imposed by Zone B of the CSD were categorized under Proposition 218 as real-property assessments.

Street lighting is a maintenance and operation expense for sidewalks and streets. Consequently, the Zone B charges imposed prior to November 5, 1996 were “grandfathered” under Article XIII D, Section 5(a) of the Constitution, which permitted the continuation of assessments existing prior to the effective date of Proposition 218 so long as those assessments were imposed exclusively to finance the capital costs or maintenance and operation expenses for sidewalks, streets, sewers, water, flood control, drainage systems or vector control. These grandfathered Zone B charges continued to be levied annually by the CSD without additional property-owner approval.

Since the adoption of Proposition 218, territories (and associated street lights) were added to CSD Zone B. When this occurred, the CSD conducted a mail ballot assessment proceeding with respect to the levy of the Zone B charges as required by Article XIII D, Section 4(e) of the Constitution. Beginning in December, 1999, the CSD’s practice when balloting for Zone B charges in new territory, was generally to present the charge with an incorporated automatic inflation adjustment. This was not done for the “grandfathered” territory nor much of the territory added to Zone B between November, 1996 and December, 1999. Therefore, in some parts of CSD Zone B, the charge was imposed annually at a level rate, whereas in other parts of Zone B, the maximum charge was increased each year based on inflation.

In May 2014, the Moreno Valley Community Services District, formed Lighting Maintenance District No. 2014-01 (“District”), pursuant to the Landscaping and Lighting Act of 1972 (California Streets and Highways Code Section 22500 et seq.) (the “1972 Act”) replacing the previous CSD

Zone B. Parcels that had been charged an annual Zone B charge for street lighting services are instead assessed an annual assessment for those services as part of Lighting Maintenance District No. 2014-01 as real property assessments with a procedural device designed for the levy of such assessments. This transition did not increase the amount paid annually by any property owner and did not change the nature or extent of the street lighting services provided. The assessments levied in connection with the assessment district, in every way serves as a continuation of the charges levied in connection with Zone B.

Each fiscal year, an Engineer’s Report ("Report") shall be prepared and presented to the CSD Board describing the District, any changes to the District or improvements, and the proposed budget and assessments for that fiscal year. The CSD Board will hold a public hearing regarding these matters prior to approving and ordering the proposed levy of assessments for that fiscal year and such public hearing shall be noticed pursuant to the 1972 Act if new or increased assessments are not proposed. If in any year, the proposed annual assessments for the District exceed the maximum assessments described herein, such an assessment would be considered a new or increased assessment and must be confirmed through a mailed property owner protest ballot proceeding before that new or increased assessment may be imposed.

This Report shall serve as the detailed engineer's report for fiscal year 2015/16 regarding Lighting Maintenance District No. 2014-01 (the “District”) and the proposed assessments to be levied on the properties therein to provide ongoing funding for the costs and expenses required to service and maintain lighting improvements associated with and resulting from development of properties within the District, in accordance with the proportional special benefits the properties receive from the improvements.

The improvements, the method of apportionment, and special benefit assessments described in this Report are based on the improvements and development of properties within the District and represent an estimate of the direct expenditures and incidental expenses that will be necessary to maintain, service, and operate such improvements for fiscal year 2015/16. The improvements to be maintained in connection with the development of properties within the District and described herein are based on the development plans and specifications for the properties in the District and by reference these plans and specifications are made part of this Report.

The word “parcel,” for the purposes of this Report, refers to an individual property assigned its own Assessor’s Parcel Number (APN) by the Riverside County Assessor’s Office. The Riverside County Auditor/Controller uses Assessor’s Parcel Numbers and a dedicated fund number established for the District to identify properties to be assessed on the tax roll and the allocation of the funds collected.

This Report consists of five (5) parts:

Part I

Plans and Specifications: A description of the District boundaries and the improvements associated with the District. The District has three zones of benefit (hereafter referred to as “Zones”), which are described in more detail in this section of the Report as well as Part II (Method of Apportionment). A diagram showing the exterior boundaries of the District and the Zones established therein is attached and incorporated herein under Part IV (District Diagram). The plans for the street light installations are on file with the Public Works Department.

Attachment: LMD No. 2014-01 FY 15-16 Engineer's Report (1471) : PUBLIC HEARING TO CONSIDER A RESOLUTION CONFIRMING A DIAGRAM

Part II

Method of Apportionment: A discussion of the general and special benefits associated with the overall street lighting improvements provided within the District (Proposition 218 Benefit Analysis). This Part also includes a determination of the proportional costs of the special benefits and a separation of costs considered to be of general benefit (and therefore not assessed). This section of the Report also outlines the method of calculating each property's proportional special benefit and annual assessment utilizing a weighted benefit of apportionment known as an Equivalent Benefit Unit.

Part III

Estimate of Improvement Costs: An estimate of the annual funding required for the annual maintenance, servicing, and operation of street lighting improvements within the District and specifically the costs associated with the improvements determined to be of special benefit to parcels within the District. The budget identifies an estimate of anticipated annual expenses to service, maintain, and operate existing street lighting improvements within the District for fiscal year 2015/16 including, but not limited to, servicing of the street lights and related facilities, energy costs, and related incidental expenses authorized by the 1972 Act. The budget also identifies the maximum assessment rate for each Zone of the District and the associated assessment range formula (inflationary adjust), as applicable.

Part IV

District Diagram: A diagram showing the boundaries of the District and the Zones therein is provided in this Report and includes all parcels that receive special benefits from the improvements. Parcel identification, the lines and dimensions of each lot, parcel and subdivision of land within the District, are inclusive of all parcels as shown on the Riverside County Assessor's Parcel Maps as they existed at the time this Report was prepared and shall include all subsequent subdivisions, lot-line adjustments or parcel changes therein. Reference is hereby made to the Riverside County Assessor's maps for a detailed description of the lines and dimensions of each lot and parcel of land within the District.

Part V

Assessment Roll: A listing of the proposed assessment amount for each parcel within the District. The proposed assessment amount for each parcel is based on the parcel's calculated proportional special benefit as outlined in the method of apportionment and proposed assessment rate established in the District Budget. These assessment amounts represent the assessments proposed to be levied and collected on the County Tax Rolls for fiscal year 2015/16.

PART I - PLANS AND SPECIFICATIONS

DESCRIPTION OF THE DISTRICT

The territory within the District consists of all lots and parcels of land that receive special benefits from the street light improvements funded by the District assessments. The boundaries of the District are comprised of three benefit zones ("Zones"). Parcels within the District are identified and grouped into one of the three designated Zones based on the special benefits properties receive from the District improvements and the authorized maximum assessments established. The three Zones within the District and the benefits associated with the properties therein are described in more detail in Part II (Method of Apportionment) of this Report. In addition, the District Diagram in Part IV of the Report provides a visual representation of the District showing the boundaries of the District Zones.

DISTRICT FACILITIES AND IMPROVEMENTS

The street lights funded by the District are primarily low-intensity residential street lights located within the District, generally provided via 9,500-lumen lights (8,267 of the total lights) spaced approximately every 125 feet within a subdivision, but also includes some lights with lesser lumens (approximately 303 lights) and some with greater lumens (approximately 105 lights). Generally, high-intensity lights outside the subdivisions (which are typically 22,000 lumen lights and greater) are funded through other revenue sources and not part of the District assessments.

The maintenance, operation, and servicing of the District lighting improvements generally include the furnishing of labor, materials, equipment and electricity for the ordinary and usual maintenance, operation, and servicing of street lights within the public right-of-ways and easements dedicated to the City. These activities include, but are not limited to:

- Furnishing of electric current or other illuminating agent.
- Maintenance, repair, and replacement of light poles and fixtures, including changing light bulbs, painting, photoelectric sell repair or replacement, and repairing damage cause by accidents, vandalism, time, and weather.
- Electrical conduit and pull-box repair and replacement due to damage by construction and weather.
- Monitoring of the Underground Service Alert (USA) network, identification of proposed excavation in the vicinity of lighting electrical conduits, and marking the location of those underground conduits in the field to prevent damage by excavation.
- Service, maintenance, repair, and replacement including replacing worn out electrical components and repairing damage due to accidents, vandalism, and weather.
- Periodic repair and rehabilitation of the street lighting system including replacement of old equipment with new or reconditioned equipment; and repair, removal or replacement of related equipment as required including but not limited to lighting fixtures, poles, meters, conduits, electrical cable and relocation of street light facilities as necessary including the purchase and installation of related equipment and facilities.

- Street light inventory database, pole numbering, and mapping to establish the number of street lights that must be maintained, as well as the condition and location of these street lights as part of an effective maintenance program.
- Responding to citizens and Council member inquiries and complaints regarding street lighting.

PART II - METHOD OF APPORTIONMENT

The 1972 Act permits the establishment of assessment districts by agencies for the purpose of providing certain public improvements, including the acquisition, construction, installation, and servicing of street lighting improvements and related facilities. The 1972 Act requires that the cost of these improvements be levied according to benefit rather than assessed value:

“The net amount to be assessed upon lands within an assessment district may be apportioned by any formula or method which fairly distributes the net amount among all assessable lots or parcels in proportion to the estimated benefits to be received by each such lot or parcel from the improvements.”

The formulas used for calculating assessments reflect the composition of parcels within the District (which are all residential properties) and the improvements and activities to be provided, and have been designed to fairly apportion costs based on a determination of the proportional special benefits to each parcel, consistent with the requirements of the 1972 Act and the provisions of Proposition 218 and Article XIII D of the California Constitution.

PROPOSITION 218 BENEFIT ANALYSIS

The costs of the proposed improvements for fiscal year 2015/16 have been identified and allocated to properties within the District based on special benefit. The improvements provided by this District and for which properties are assessed are public street lighting improvements. These improvements generally were installed in connection with the development of the properties within the District and were required by the City as a condition of development. Article XIID Section 2(d) defines District as follows:

“District means an area determined by an agency to contain all parcels which will receive a special benefit from a proposed public improvement or property-related service”;

Article XIID Section 2(i) defines Special Benefit as follows:

“Special benefit” means a particular and distinct benefit over and above general benefits conferred on real property located in the district or to the public at large. General enhancement of property value does not constitute “special benefit.”

Article XIID Section 4a defines proportional special benefit assessments as follows:

“An agency which proposes to levy an assessment shall identify all parcels which will have a special benefit conferred upon them and upon which an assessment will be imposed. The proportionate special benefit derived by each identified parcel shall be determined in relationship to the entirety of the capital cost of a public improvement, the maintenance and operation expenses of a public improvement, or the cost of the property related service being provided. No assessment shall be imposed on any parcel which exceeds the reasonable cost of the proportional special benefit conferred on that parcel.”

BENEFIT ANALYSIS

Special Benefit

The street lighting in the District is primarily low-intensity street lighting that is useful for illuminating the sidewalks and parking lanes in the District. This lighting is distinct from the high-intensity lights installed on major streets which serve in part to enhance traffic safety. Residential street lights are of lower intensity, but more closely spaced, than the high-intensity (22,000-lumen) street lights. These sorts of low-level, low-intensity residential street lights provide three main special benefits: (i) residential security benefit, (ii) pedestrian safety benefit, and (iii) parkway/roadway egress benefit. Because traffic in the District is largely limited to local traffic consisting of residents and residents' guests, it is reasonable to assume that essentially all pedestrians and parking vehicles in the lit areas will, after dark, be directly associated with an assessed dwelling unit.

With the exception of the development that comprises Zone 03 (discussed below), the street lights within the District are consistent with the City's typical intensity and spacing standards for residential lighting and each parcel to be assessed is served directly by the system of street lights providing appropriate lighting within the subdivision. Consequently, we conclude that each residential parcel within the District receives substantially similar benefit from the improvements regardless of their location within the District. Furthermore, the cost of maintaining and operating each light is substantially the same, regardless of the location of the light within the District.

General Benefit

Approximately 5% of the street lights funded by the District are located at the perimeter/entryway of a residential development. These perimeter/entryway lights, in contrast to the remainder of the lights funded by the District, arguably provide some illumination that extends beyond the boundaries of the developments and parcels being assessed within the District, that enhances the safety of members of the public unassociated with an assessed parcel, that illuminates traffic or parking on major thoroughfares, or that otherwise provides services to the general public. Although, in general, these street lights exist solely because of the development of assessed parcels, and although the primary purpose of these lights is to provide illumination for assessed parcels, they may provide some level of general benefit in addition to the special benefits provided to the assessed parcels. We estimate that this general benefit constitutes not more than 25% of the total benefit from perimeter/entryway lights. As 25% of the benefit from 5% of the lights constitutes not more than 2% of the total benefit from all improvements operated and maintained by the District, we determine that the total general benefit from operation and maintenance activities will not exceed 2% of operations and maintenance costs.

ZONES OF BENEFIT

In an effort to ensure an appropriate allocation of the estimated annual cost to provide the District improvements based on proportional special benefits, this District will be established with benefit zones ("Zones") as authorized pursuant to Chapter 1 Article 4, Section 22574 of the 1972 Act:

"The diagram and assessment may classify various areas within an assessment district into different zones where, by reason of variations in the nature, location, and extent of the improvements, the various areas will receive differing degrees of benefit from the

improvements. A zone shall consist of all territory which will receive substantially the same degree of benefit from the improvements.”

There are three zones within the District. The bulk of the parcels in the District are located in either Zone 01 or Zone 02. These Zones are defined separately, largely for administrative convenience, as the level of service and service costs per parcel are substantially identical in the two zones and the ratio of the number of lights to the number of parcels is substantially the same. Zone 01 consists of those parcels that, as a result of Proposition 218, are subject to an assessment that is not annually adjusted for inflation. Zone 02 consists of those parcels for which the assessment can be adjusted annually for inflation.

Zone 03 consists of 65 residential parcels located in Tract 21958. This tract is unique within the District because it was developed with a substantially lower street light density (street lights are spaced farther apart than the residential street lights typically found in the residential tracts of Zone 01 and Zone 02). As a result, the parcels in Tract 21958 generally receive less lighting than parcels elsewhere in the District, and the per parcel cost of providing street light special benefits to these Tract 21958 parcels is substantially less than the cost of providing benefits elsewhere in the District.

For Fiscal Year 2015/16:

- Zone 01 includes 32,719 parcels and has 7,075 street lights.
- Zone 02 includes 7,396 parcels and has 1,599 street lights.
- Zone 03 includes 65 parcels and 3 street lights.

The District Budget, incorporated herein under Part III of this Report, provides a summary of the total estimated cost of providing the street lighting improvements and the allocation of those costs between the three zones (which is based on the number of lights in each Zone) as well as those costs that are considered general benefit. Details regarding the location and extent of the street lighting improvements within the District and the Zones therein are on file in the Office of Financial and Management Services Department, Special Districts Division and by reference these documents are made part of this Report. A diagram showing the boundaries of the three Zones outlined above is attached and incorporated herein under Part IV (District Diagram) of this Report.

ASSESSMENT METHODOLOGY

The method of apportionment for this District calculates the receipt of special benefit from the respective improvements based on the land use of the parcels.

Equivalent Benefit Unit Application

To proportionally allocate special benefit to each parcel, it is necessary to correlate each property's proportional benefit to other properties that benefit from the improvements and services being funded. In order to do this, the assessment methodology assigns each parcel a number of EBU's (Equivalent Benefit Units) based on its land use. One EBU is defined as the special benefit allocable to a single family home. In each case, a parcel is only allocated EBU's in a fiscal year if the street lights serving the parcel (or serving the perimeter of the complex in the case of apartments or condominiums) has been accepted by the City or will be accepted by the City during the upcoming fiscal year.

Single Family Residential — This land use is defined as a fully subdivided single family residential home site with or without a structure. This land use is assigned 1.0 EBU per lot or parcel.

Condominium Residential — This land use is defined as a fully subdivided condominium residential unit assigned its own Assessor’s Parcel Number by the County. EBU’s are assigned to these parcels by multiplying the overall acreage of the condominium development by 4 (the typical number of single family homes in an acre of typical development), and then dividing the result by the number of condominium units/parcels in the development.

Multi-Family Residential and Mobile Home Parks — This land use classification identifies properties that are used for residential purposes and contain more than one residential unit per parcel. The proportional special benefit and EBUs for these parcels is based on acreage, at 4.0 EBUs per acre.

Vacant Parcels — This land use classification identifies properties that are identified as undeveloped property that is not fully subdivided, but is served by a street light improvement. This land use is assigned 1.0 EBU per lot or parcel.

Approved Single Family Residential — This land use is defined as a fully subdivided single family residential home site with or without a structure, but the street lights to be installed as part of the development have not yet been installed and are not anticipated to come online this fiscal year. Generally these parcels were annexed to the District in anticipation of the property being developed and street lights being installed, but until such time that the street lights are to be installed, these parcels will not be assessed and are assigned 0.0 EBU.

Planned Residential Development — This land use is defined as a property that is currently considered vacant or undeveloped land that is to be subdivided into a known number of residential lots, but the street lights to be installed as part of the development have not yet been installed and are not anticipated to come online this fiscal year. Generally these parcels were annexed to the District in anticipation of the property being developed and street lights being installed, but that has not yet occurred. Until such time that the street lights are to be installed, these parcels will not be assessed and are assigned 0.0 EBU.

Exempt — means a lot, parcel of land or Assessor’s Parcel that is considered to not specially benefit directly from improvements. This classification includes, but is not limited to, areas of public streets, private streets and other roadways; public easements or right-of-ways including; landscaped parkways or easements and utility right-of-ways or easements such as irrigation or drainage ditches, channels or basins; and flood plains. These types of parcels (similar to the improvements) are typically the result of property development rather than the direct cause of development and have little or no need for the improvements. (These types of properties may or may not be assigned an Assessor’s Parcel Number by the County).

Also exempt from assessment are Assessor’s Parcels that are identified as common areas (properties for which the surrounding residential parcels have a shared interest); bifurcated lots; small parcels vacated by the County or similar sliver parcels that cannot be developed independent of an adjacent parcel. These types of parcels are generally not separately assessed because they are functionally a part of another parcel that is assessed for its own benefit and the benefit of the associated parcel.

PART III - ESTIMATE OF COSTS

CALCULATION OF ASSESSMENTS

An assessment amount per EBU is calculated by:

Taking the “Total Annual Expenses” (Total budgeted costs) and subtracting the proportional “General Benefit Costs” which establishes the “Special Benefit Costs”;

$$\text{Total Amount Budgeted} - \text{General Benefit Costs} = \text{Special Benefit Costs}$$

To the resulting “Special Benefit Costs”, various “Benefit Cost Adjustments” are applied that may include:

- “Fund Balance Transfer/Reduction”, represents the amount of available Fund Balance being applied to pay a portion of the Special Benefit Costs for the fiscal year.
- “Additional Agency Contribution”, which is a contribution of funds from other revenue sources available to the CSD to reduce the amount to be levied as Special Benefit Costs for this fiscal year. This contribution is in addition to the General Benefit Costs.

These adjustments to the Special Benefit Costs result in the “Net Assessment Budget” or “Balance to Levy” (the amount to be collected as Assessments);

$$\text{Special Benefit Costs} \pm \text{Benefit Cost Adjustments} = \text{Net Assessment Budget}$$

The amount identified as the “Net Assessment Budget” is divided by the total number of EBU’s of parcels to be assessed to establish the “Assessment Rate” or “Assessment per EBU” for the fiscal year. The Assessment Rate is then applied to each parcel’s individual EBU to calculate the parcel’s proportionate special benefit and assessment obligation for the improvements.

$$\text{Net Assessment Budget} / \text{Total EBU (to be assessed)} = \text{Assessment per EBU}$$

$$\text{Assessment per EBU} \times \text{Parcel EBU} = \text{Parcel Assessment Amount}$$

DISTRICT BUDGET

The following budget outlines the estimated costs to maintain the improvements and the anticipated expenditures for fiscal year 2015/16. Operation and maintenance costs were allocated amongst the zones proportionately to the number of street lights serving the zones.

Description	Total District Budget	Zone 01	Zone 02	Zone 03
Maintenance & Operation (O&M)				
Maintenance Salaries & Benefits	\$ 138,829	\$ 114,031	\$ 24,744	\$ 54
Maintenance Professional Services	36,000	29,570	6,416	14
Communications	100	82	18	0
General Liability & Workers Comp	4,300	3,532	766	2
Operations Salaries & Benefits	22,750	18,686	4,055	9
Total Maintenance Costs	\$ 201,979	\$ 165,901	\$ 36,000	\$ 78
Utilities	1,399,461	1,149,486	249,431	543
Total O&M Expenses	\$ 1,601,440	\$ 1,315,387	\$ 285,431	\$ 621
Incidental/Administrative Expenses				
District Administration	\$ 51,429	\$ 42,243	\$ 9,166	\$ 20
County Fees	25,700	21,109	4,581	10
Miscellaneous Administration Expenses	30,600	25,134	5,454	12
Total Incidental/Administrative Expenses	\$ 107,729	\$ 88,486	\$ 19,201	\$ 42
TOTAL ANNUAL EXPENSES	\$ 1,709,169	\$ 1,403,873	\$ 304,632	\$ 663
General Benefit Costs	\$ (34,183)	\$ (28,077)	\$ (6,093)	\$ (13)
SPECIAL BENEFIT COSTS	\$ 1,674,986	\$ 1,375,796	\$ 298,539	\$ 650
Benefit Cost Adjustments				
Fund Balance Transfer/Reduction ⁽¹⁾	\$ (216,306)	\$ (183,827)	\$ (32,403)	\$ (77)
Other Revenue Sources ⁽²⁾	(92,600)	(78,696)	(13,871)	(33)
Additional Agency Contribution	(424,825)	(361,036)	(63,639)	(151)
Total Contributions/Adjustments	\$ (733,731)	\$ (623,558)	\$ (109,913)	\$ (260)
NET ASSESSMENT BUDGET (Balance to Levy)	\$ 941,255	\$ 752,238	\$ 188,627	\$ 390
District Statistics				
Total Parcels		32,719	7,396	65
Total Assessed Parcels		32,706	7,194	65
Total EBU		32,706.00	7,194.00	65.00
Proposed Assessment per EBU		\$23.00	\$26.22	\$6.00
Maximum Assessment per EBU		\$23.00	\$26.23	\$6.00
Reserve Fund/Fund Balance				
Beginning Fund Balance	\$ 517,190	\$ 413,331	\$ 103,644	\$ 214
Collections/ (Reductions/Deficit)	(216,306)	(183,827)	(32,403)	(77)
Ending Fund Balance	\$ 300,884	\$ 229,504	\$ 71,242	\$ 138

(1) Additional funds required or applied from available fund balance to cover Special Benefit Costs for the fiscal year.

(2) Other revenue includes property taxes, interest income, advanced energy fees, and unrealized gains/losses.

The budget dollar amounts above are calculated to the penny, but are shown here as rounded amounts (nearest dollar). Any variance in the addition or subtraction of the amounts displayed above is due to this rounding.

ASSESSMENT RATES

The following shows the assessment rates applicable to each Zone for fiscal year 2015/16 based on the budget and the method of apportionment presented above.

Fiscal Year 2015/16 Assessment Rates

Zone	Maximum Rate	Proposed Rates for FY 2015/16
Zone 01	\$ 23.00 ⁽¹⁾	\$ 23.00 per EBU
Zone 02	\$ 26.23	\$ 26.22 per EBU
Zone 03	\$ 6.00	\$ 6.00 per EBU

(1) The Maximum Assessment Rate includes an inflationary adjustment previously balloted and approved by the property owners

Note that for Fiscal Year 2015/16 there are:

- 32,706.00 EBUs in Zones 01 sharing \$1,375,796 in proportional special benefit for a cost of proportional special benefit of \$42.07 per EBU.
- 7,194.00 EBUs in Zones 02 sharing \$298,539 in proportional special benefit for a cost of proportional special benefit of \$41.50 per EBU.
- 65.00 EBUs in Zones 03 sharing \$650 in proportional special benefit for a cost of proportional special benefit of \$10.00 per EBU.
- The proposed assessment rates in each Zone do not exceed the cost of the proportional special benefits per EBU for that Zone.

ANNUAL INFLATIONARY ADJUSTMENT (ASSESSMENT RANGE FORMULA)

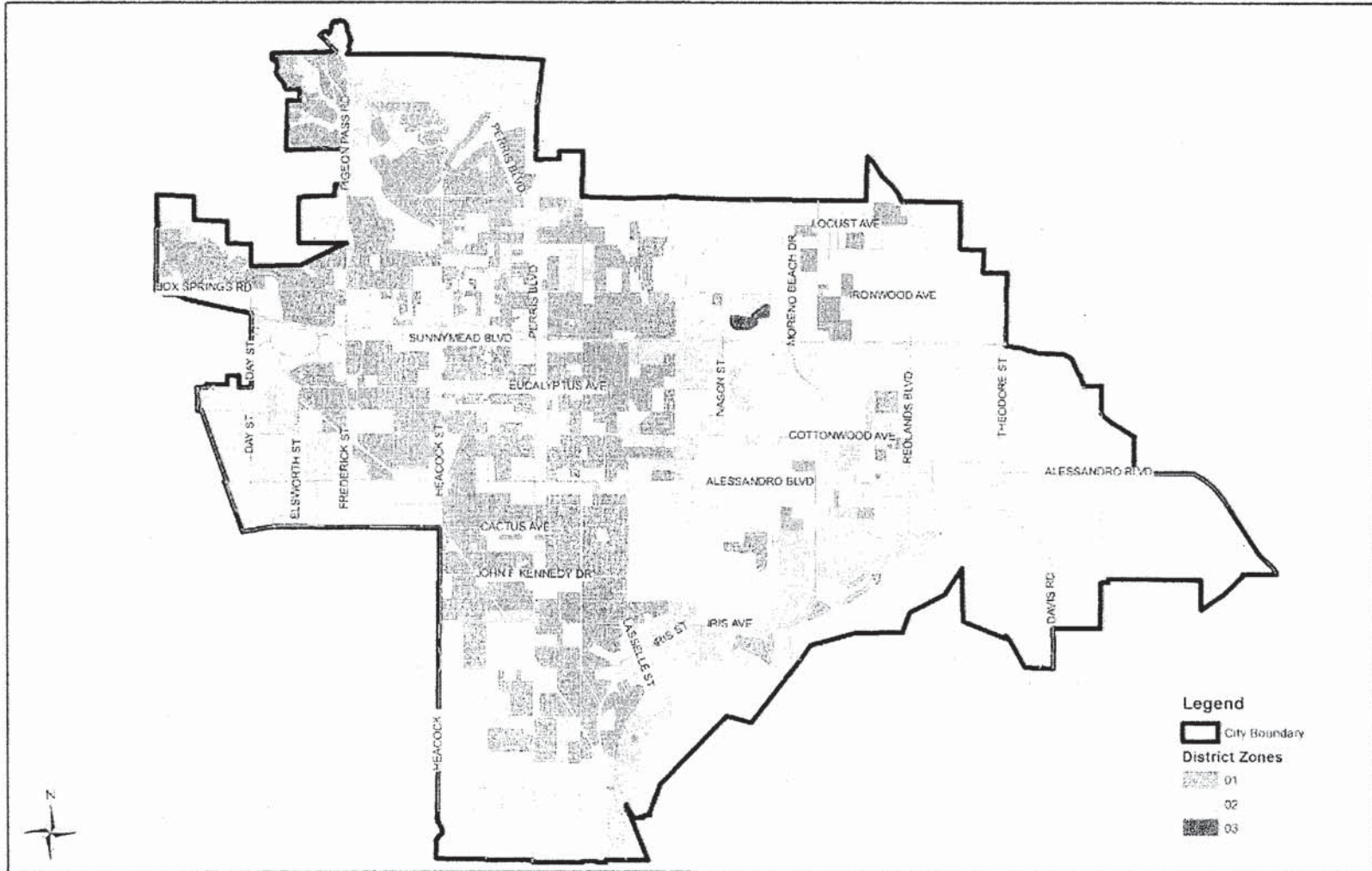
The following inflation adjustment applies to the maximum rate permissible in Zone 02 only:

Each fiscal year, the Maximum Assessment per EBU (Assessment Rate) for Zone 02 established for the improvements in the previous fiscal year may be adjusted by the percentage change calculated for the previous calendar year in the Los Angeles-Riverside-Orange County Consumer Price Index, as published by the Department of Labor's Bureau of Labor Statistics.

PART IV - DISTRICT DIAGRAMS

The following boundary map depicts the parcels within the three zones that make up the District, which are those that existed at the time this Report was prepared. The combination of this map and the Assessment Roll referenced by this Report constitute the Assessment Diagram for the District.

Moreno Valley Community Services District Lighting Maintenance District No. 2014-01



PART V - ASSESSMENT ROLL

Parcel identification for each lot or parcel within the District is based on available parcel maps and property data from the Riverside County Assessor's Office. A listing of the APNs to be assessed within this District, along with the corresponding Assessment Amounts to be levied for fiscal year 2015/16 has been provided electronically to the Secretary of the CSD Board (City Clerk). Due to the number of parcels within the District and by reference this listing of the APNs and corresponding Assessment Amounts to be levied for fiscal year 2015/16 is made part of this Report. The Report can also be found online at the City's website at www.moval.org/sd. If any APN identified therein is submitted for collection and identified by the County Auditor/Controller of the County of Riverside to be an invalid parcel number for any fiscal year, a corrected parcel number and/or new parcel numbers will be identified and resubmitted to the County Auditor/Controller. The assessment amount to be levied and collected for the resubmitted parcel or parcels shall be based on the method of apportionment, as described in this Report and approved by the CSD Board.

Attachment: LMD No. 2014-01 FY 15-16 Engineer's Report (1471 : PUBLIC HEARING TO CONSIDER A RESOLUTION CONFIRMING A DIAGRAM



Report to City Council

TO: Mayor and City Council Acting in its Capacity as President and Members of the Board of Directors of the Moreno Valley Community Services District (CSD)

FROM: Richard Teichert, Chief Financial Officer

AGENDA DATE: June 9, 2015

TITLE: PUBLIC HEARING TO CONSIDER A RESOLUTION CONFIRMING A DIAGRAM AND ASSESSMENT FOR FISCAL YEAR 2015/16 FOR LANDSCAPE MAINTENANCE DISTRICT NO. 2014-02

RECOMMENDED ACTION

Recommendations: That the CSD:

1. Conduct the Public Hearing on the proposed levy of real property assessments for Moreno Valley Community Services District Landscape Maintenance District No. 2014-02.
2. Adopt Resolution No. CSD 2015-19. A Resolution of the Moreno Valley Community Services District of the City of Moreno Valley, California, Confirming a Diagram and an Assessment for Fiscal Year 2015/16 for Moreno Valley Community Services District Landscape Maintenance District No. 2014-02.

SUMMARY

This report recommends that the Community Services District (“CSD”) convene a Public Hearing and consider adoption of the proposed Resolution which confirms the diagram (maps) and authorizes the levy of an assessment in fiscal year 2015/16 against real property in Landscape Maintenance District No. 2014-02 (“LMD 2014-02” or “District”). The fiscal year (“FY”) 2015/16 proposed assessment is a continuation of the real property assessment currently levied on the property tax bills. There are no increases proposed, except an inflationary adjustment, provided the property owners previously approved such adjustment.

Revenue received from the assessments support maintenance of public landscape improvements within Landscape Maintenance District No. 2014-02. Projections for revenues have been included in the FY 2015/16 Proposed Budget.

DISCUSSION

On May 27, 2014, the CSD adopted its Resolution 2014-09, establishing LMD 2014-02 (certain former CSD landscape maintenance zones). The purpose of the District is to fund, in part, the maintenance of public landscaping within the District. Attachment 2 is a map of the zones that form LMD 2014-02.

In compliance with the Landscaping and Lighting Act of 1972 (Section 22500 et seq. of the California Streets and Highways Code) (the "1972 Act"), annual reviews and evaluations of a district's revenues and expenditures must be conducted and approved by the legislative body (CSD Board). Additionally, the legislative body shall conduct a public hearing. Provided there is not a majority protest of the property owners, the CSD may adopt the proposed resolution. The resolution confirms the diagram (maps) and authorizes the levy and collection of the real property assessment for FY 2015/16 on the property tax roll.

On May 26, 2015, the CSD Board adopted Resolution No. CSD 2015-10 declaring its intention to levy and collect assessments within LMD 2014-02 for Fiscal Year 2015/16. Additionally, Resolution No. CSD 2015-11 approved the Engineer's Report ("Report") and Resolution No. CSD 2015-12 set June 9, 2015 as the date for a public hearing on the proposed assessment.

The boundaries of the District are comprised of ten benefit zones ("Zones"). Each Zone provides a specific set of landscape maintenance services within a defined portion of the City. Funds collected for each Zone are restricted and can only be used within the Zone for the purposes for which they were collected. The frequency of landscape maintenance service is provided to each Zone based on its available funding. The City's highest service level, standard service provides monthly maintenance with weekly litter removal, while the reduced service level provides maintenance four times a year with monthly litter removal. For those Zones with insufficient funds to support a standard service level, but with funds greater than what is necessary for a reduced service level, service was increased to every 8 weeks, with monthly litter removal (modified reduced service). A breakdown of the Zones is detailed in the table below.

LMD 2014-02 Zones	Name	Service Level	Area Maintained
Zone 01	TownGate	Reduced	442,702 sq.ft.
Zone 01A	Renaissance Park	Reduced	72,655 sq.ft.
Zone 02	Hidden Springs	Standard Bi-Monthly	265,280 sq.ft. 3,308,802 sq.ft. (paseos)
Zone 03	Moreno Valley Ranch West	Modified Reduced	1,203,019 sq.ft.
Zone 03A	Lasselle Powerline Pkwy	Modified Reduced	71,022 sq.ft.
Zone 04	Moreno Valley Ranch East	Reduced	1,236,727 sq.ft.
Zone 05	Stoneridge Ranch	Standard	164,500 sq.ft.
Zone 06	Mahogany Fields	Standard	178,792 sq.ft.
Zone 07	Celebration	Standard	60,919 sq.ft.

Zone 08	Shadow Mountain	Standard	118,002 sq.ft.
---------	-----------------	----------	----------------

The Report includes a detailed description of the improvements within the District, the estimated maintenance costs, the method of assessment apportionment for each lot or parcel within the District boundaries, a diagram showing the parcels within the Zones that make up the District, and a benefit analysis. This analysis shows the special benefit to the improvement(s) that the adjacent parcels receive and the parcels that are subject to the annual assessment. In addition, the Report identifies three categories to be funded by the General Fund:

General Benefit Cost. The General Benefit accounts for the minimum amount the community would fund had the improvement not been installed by the development. The General Benefit Costs were estimated for weed abatement and erosion control performed twice per year.

General Fund Maintenance Area Costs. The General Fund Maintenance Area Costs fund the ongoing maintenance of improvements that provide no special benefit to all of the parcels in the zone and therefore, cannot be funded by parcel charges; these improvements were included within the Zone at the time of development (e.g. drainage area in Zone 04).

Contribution for Non-Assessed Parcels. Contribution for Non-Assessed Parcels funds the annual contribution for parcels that benefit from the improvements but have not been assessed because the property owner had not previously approved the charge through a mail ballot proceeding; these are typically government owned properties (e.g. Fire Station).

The Report outlines the calculation to determine the proposed maximum and applied assessment rates by defining equivalent benefit units (“EBU”) and the assessment per EBU for each Zone. The proposed assessment rates to be applied to the property tax roll were determined based on an individual analysis of each Zone’s current level of service, anticipated expenditures, fund balance, and assigned reserve levels. In most Zones, it is recommended that the applied rate equal the maximum rate. In some Zones, it is recommended that the applied rate be reduced to draw down on surplus fund balances within that Zone. The applied rate can be lower, but it cannot be higher than the maximum rate.

LMD Zones	2014-02 Charge Category	Proposed FY 2015/16 Max Rate	Proposed FY 2015/16 Applied Rate
Zone 01 ¹	per EBU	\$135.82	\$135.82
	per condo Tr 34299	\$61.29	\$61.28
Zone 01A ^{1,2}	per EBU	\$83.17	\$83.16
Zone 02 ^{1,2}	per EBU	\$428.39	\$428.38
Zone 03 ^{1,2}	per EBU	\$135.82	\$135.82
	per condo Tr 32142	\$60.18	\$60.18
	per condo Trs 32143/4	\$57.99	\$57.98

	per condo Tr 32145	\$33.92	\$33.92
	per condo Tr 32146	\$32.82	\$32.82
Zone 03A ^{1,2}	per EBU	\$72.23	\$72.22
Zone 04	per EBU	\$110.00	\$110.00
Zone 05 ^{1,3}	per EBU	\$426.81	\$150.00
Zone 06 ^{1,3}	per EBU	\$298.86	\$294.42
Zone 07 ^{1,3}	per EBU	\$358.02	\$170.10
Zone 08 ^{1,3}	per EBU	\$315.27	\$312.98
¹ Property owner authorized inflationary adjustment; proposed 0.73% adjustment to Max Rate for FY 2015/16. ² Riverside County requires fixed charges (i.e. assessments) to be even numbers. ³ Applied a lower rate to use surplus fund balance.			

Property owners pay the LMD 2014-02 assessment as a part of their annual property tax bill. The assessment, including inflationary adjustments where applicable, has been approved by the affected property owners through prior proceedings. The annual inflation factor is based on the percentage change calculated for the prior calendar year in the Los Angeles-Riverside-Orange County Regional Consumer Price Index (CPI), as published by the Department of Labor's Bureau of Labor Statistics. For FY 2015/16, the CPI adjustment is 0.73%.

The Finance Subcommittee reviewed the proposed assessments during its May 11, 2015 meeting.

On May 12, 2015, the property owners in Tract 27251/-1 approved annexation into LMD 2014-02 as Zone 09. The legislative body approved the levy for that zone as Resolution No. CSD 2015-09.

ALTERNATIVES

1. **Conduct the Public Hearing. If a majority of the property owners in the District have not submitted written protest, adopt the proposed resolution.** The proposed resolution authorizes the assessments to be levied on the 2015/16 Riverside County property tax bills for all properties located within the District. *This alternative is consistent with the 1972 Act.*
2. **Conduct the Public Hearing. If a majority of the property owners in the District have not submitted written protest, do not adopt the proposed resolution.** *This alternative will leave the City without sufficient funding to support the services the District was created to provide.*
3. **Conduct the Public Hearing.** If a majority of the property owners in the District submit written protest, the CSD cannot approve the resolution or continue the levy. *This alternative will leave the City without sufficient funding from the assessment to support the landscape maintenance services for this District.*
4. **Open the Public Hearing and continue it to a future regular City Council meeting.** *This alternative will satisfy the Public Hearing requirements required by the 1972 Act, but could prevent the City from meeting the County of Riverside's submission deadline for inclusion on the 2015/16 property tax bills without incurring*

additional costs.

FISCAL IMPACT

For FY 2015/16, the total projected expenses for the District is \$2,459,832. Of this amount, \$2,033,481 is anticipated to be received from the property assessments. The balance is proposed to be funded (FY 2015/16 Proposed Budget) from other revenue sources to the District (e.g. interest income), fund balance, and the General Fund. The General Fund contribution is made up of the General Benefit Cost of \$176,040, General Fund maintained area cost of \$13,910, and the General Fund contribution for non-assessed parcels of \$25,702, totaling \$215,652. Funds received for the benefit of each Zone within the District are restricted for use only to fund the operation of that Zone.

The Report recommends setting the maximum assessment rates by applying the inflationary adjustment (0.73% for FY 2015/16) to the FY 2014/15 maximum assessment rate, if previously approved by the property owners and setting the applied assessment rates based on the individual financial analysis completed for each Zone. The maximum and applied assessment rates for each Zone can be found in the table on page 3 of this report.

Third party costs associated with the preparation of the Report and annual levy approval process for LMD 2014-02 are projected not to exceed \$8,700. Third party services include an assessment engineer consultant, special legal counsel, and publication of a legal notice. These costs have been budgeted within the LMD 2014-02 fund, 5014.70.79.25721.

NOTIFICATION

The Public Hearing notice was published in The Press-Enterprise on Thursday, May 21st in compliance with Streets & Highways Code Section 22626(a). The proposed assessment roll for the District is available from the City Clerk's office and is also accessible from the Special Districts Division's webpage (www.moval.org/sd).

PREPARATION OF STAFF REPORT

Prepared By:
Candace E. Cassel
Special Districts Division Manager

Department Head Approval:
Richard Teichert
Chief Financial Officer/City Treasurer

CITY COUNCIL GOALS

Public Facilities and Capital Projects. Ensure that needed public facilities, roadway improvements, and other infrastructure improvements are constructed and maintained.

Positive Environment. Create a positive environment for the development of Moreno Valley's future.

Community Image, Neighborhood Pride and Cleanliness. Promote a sense of community pride and foster an excellent image about our City by developing and executing programs which will result in quality development, enhanced neighborhood preservation efforts, including home rehabilitation and neighborhood restoration.

ATTACHMENTS

- 1. Resolution 2015-19_CSD
- 2. LMD No. 2014-02 Maps
- 3. LMD No. 2014-02 FY 15-16 Engineer's Report

APPROVALS

Budget Officer Approval	<u>✓ Approved</u>	5/28/15 8:08 AM
City Attorney Approval	<u>✓ Approved</u>	5/28/15 2:16 PM
City Manager Approval	<u>✓ Approved</u>	5/31/15 12:59 PM

LMD 2014-02
68-4285, 68-4281, and 68-4284

RESOLUTION NO. CSD 2015-19

A RESOLUTION OF THE MORENO VALLEY COMMUNITY SERVICES DISTRICT OF THE CITY OF MORENO VALLEY, CALIFORNIA, CONFIRMING A DIAGRAM AND ASSESSMENT FOR FISCAL YEAR 2015/16 FOR MORENO VALLEY COMMUNITY SERVICES DISTRICT LANDSCAPE MAINTENANCE DISTRICT NO. 2014-02

WHEREAS, pursuant to Government Code Section 61122(e), the Moreno Valley Community Services District (the "CSD") is authorized to levy benefit assessments for operations and maintenance pursuant to the Landscaping and Lighting Assessment Act of 1972 (Streets & Highways Code Section 22500 *et seq.*) (the "Act"); and

WHEREAS, by its Resolution No. CSD 2014-09, adopted on May 27, 2014, the Board of Directors, pursuant to the Act, established the Moreno Valley Community Services District Landscape Maintenance District No. 2014-02 (the "Assessment District") to fund landscape maintenance services through the levy of an annual assessment against real property; and

WHEREAS, by its Resolution No. CSD 2015-10, adopted on May 26, 2015, the Board of Directors initiated proceedings to levy the Fiscal Year 2015/16 assessment against real property in the Assessment District and directed Willdan Financial Services, as assessment engineer, (the "Assessment Engineer") to prepare and file a report pursuant to Section 22565 *et seq.* of the Act with respect to said levy; and

WHEREAS, the Assessment Engineer has prepared and filed with the Secretary of the CSD a report entitled "Moreno Valley Community Services District Landscape Maintenance District No. 2014-02, 2015/2016 Engineer's Report" (the "Report"), which is on file in the Office of the Secretary of the CSD (the Office of the City Clerk of the City of Moreno Valley), is available for public inspection, and is incorporated herein by reference; and

WHEREAS, by its Resolution No. CSD 2015-11, adopted on May 26, 2015, the Board of Directors approved the Report as filed; and

WHEREAS, by its Resolution No. CSD 2015-12, adopted on May 26, 2015, the Board of Directors declared its intention to levy an assessment against real

1

Resolution No. CSD 2015-19
Date Adopted: June 9, 2015

Attachment: Resolution 2015-19_CSD [Revision 2] (1472 : PUBLIC HEARING TO CONSIDER A RESOLUTION CONFIRMING A DIAGRAM AND

property in the Assessment District for Fiscal Year 2015/16 and scheduled a public hearing (the "Public Hearing") regarding that levy for June 9, 2015 at 6:00 PM or as soon thereafter as practical, in the City Council Chamber located at 14177 Frederick Street, Moreno Valley, California 92553; and

WHEREAS, notice of the Public Hearing was published in the manner set forth in Section 22626(a) of the Act; and

WHEREAS, at the appointed time and place, the Board of Directors held the Public Hearing; and

WHEREAS, at the Public Hearing, all interested persons were afforded the opportunity to hear and be heard; and

WHEREAS, having considered all oral statements and all written protests made or filed at the Public Hearing, the Board of Directors desires to levy the proposed assessment for Fiscal Year 2015/16.

NOW, THEREFORE, THE MORENO VALLEY COMMUNITY SERVICES DISTRICT OF THE CITY OF MORENO VALLEY, CALIFORNIA, DOES HEREBY RESOLVE AS FOLLOWS:

1. Recitals. The above recitals are all true and correct.
2. Assessment. The diagram and assessment incorporated into the Report is hereby confirmed. This action constitutes the levy of the assessment for Fiscal Year 2015/16. Staff is directed to transmit the assessment to the Riverside County Auditor and to cause the assessment to be collected at the same time and in the same manner as county taxes are collected.
3. Effective Date. This Resolution shall be effective immediately upon adoption.
4. Certification. The City Clerk shall certify to the adoption of this Resolution, and shall maintain on file as a public record this Resolution.

APPROVED AND ADOPTED this 9th day of June, 2015.

2
Resolution No. CSD 2015-19
Date Adopted: June 9, 2015

Mayor of the City of Moreno Valley,
Acting in the capacity of President of the
Moreno Valley Community Services District

ATTEST:

City Clerk, acting in the capacity of
Secretary of the Moreno Valley
Community Services District

APPROVED AS TO FORM:

City Attorney, acting in the capacity
of General Counsel of the Moreno
Valley Community Services District

3
Resolution No. CSD 2015-19
Date Adopted: June 9, 2015

Attachment: Resolution 2015-19_CSD [Revision 2] (1472 : PUBLIC HEARING TO CONSIDER A RESOLUTION CONFIRMING A DIAGRAM AND

RESOLUTION JURAT

STATE OF CALIFORNIA)
COUNTY OF RIVERSIDE) ss.
CITY OF MORENO VALLEY)

I, Jane Halstead, Secretary of the Moreno Valley Community Services District, Moreno Valley, California do hereby certify that Resolution No. CSD 2015-19 was duly and regularly adopted by the Board of Directors of the Moreno Valley Community Services District at a regular meeting held on the 9th day of June, 2015, by the following vote:

AYES:

NOES:

ABSENT:

ABSTAIN:

(Boardmembers, Vice-President and President)

SECRETARY

(SEAL)

4
Resolution No. CSD 2015-19
Date Adopted: June 9, 2015

Attachment: Resolution 2015-19_CSD [Revision 2] (1472 : PUBLIC HEARING TO CONSIDER A RESOLUTION CONFIRMING A DIAGRAM AND

Moreno Valley Community Services District Landscape Maintenance District No. 2014-02 Zone 01 (TownGate)



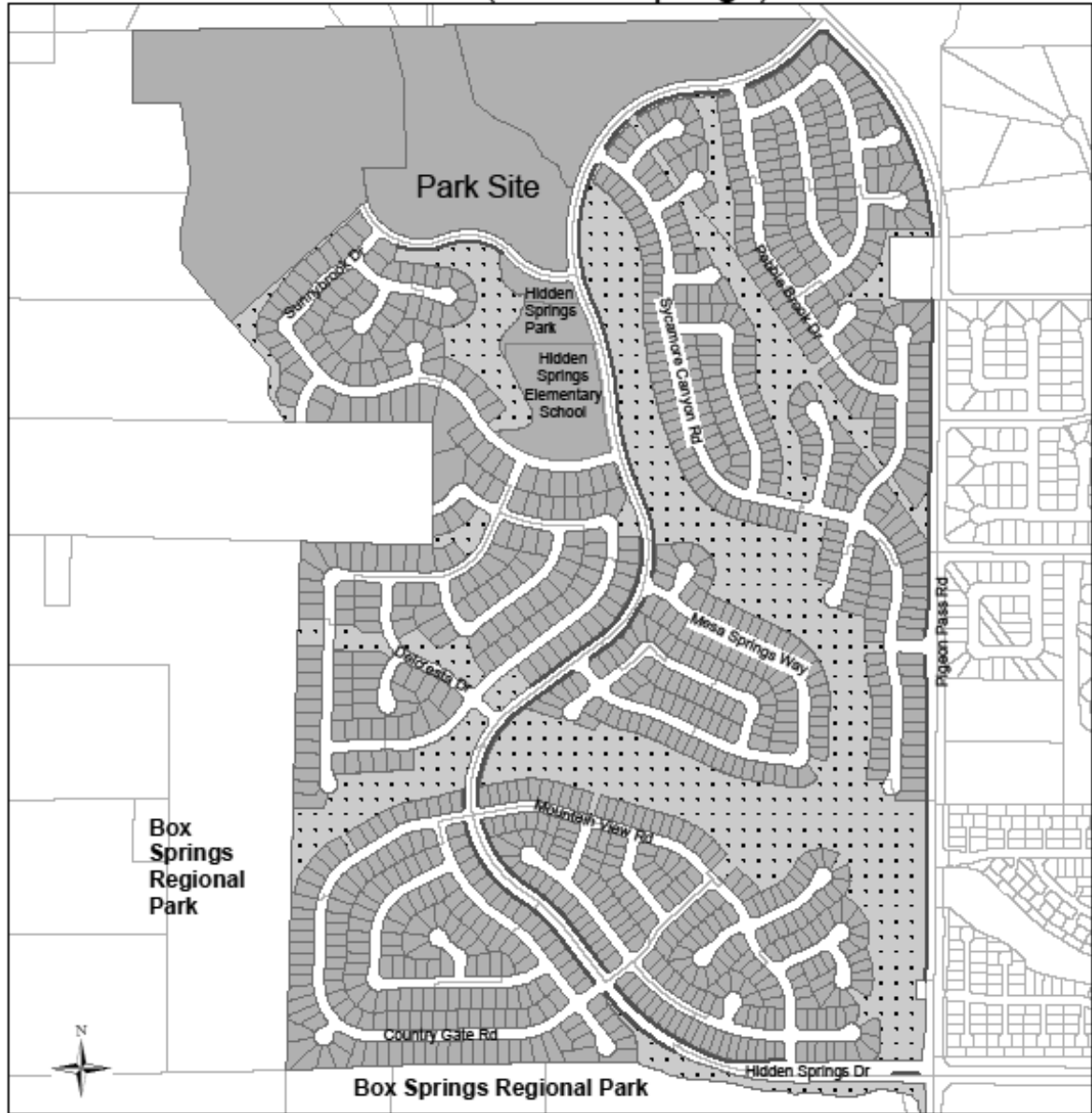
- Landscaped Parkway
- Landscaped Median
- Zone 01 Parcels

Moreno Valley Community Services District Landscape Maintenance District No. 2014-02 Zone 01A (Renaissance Park)



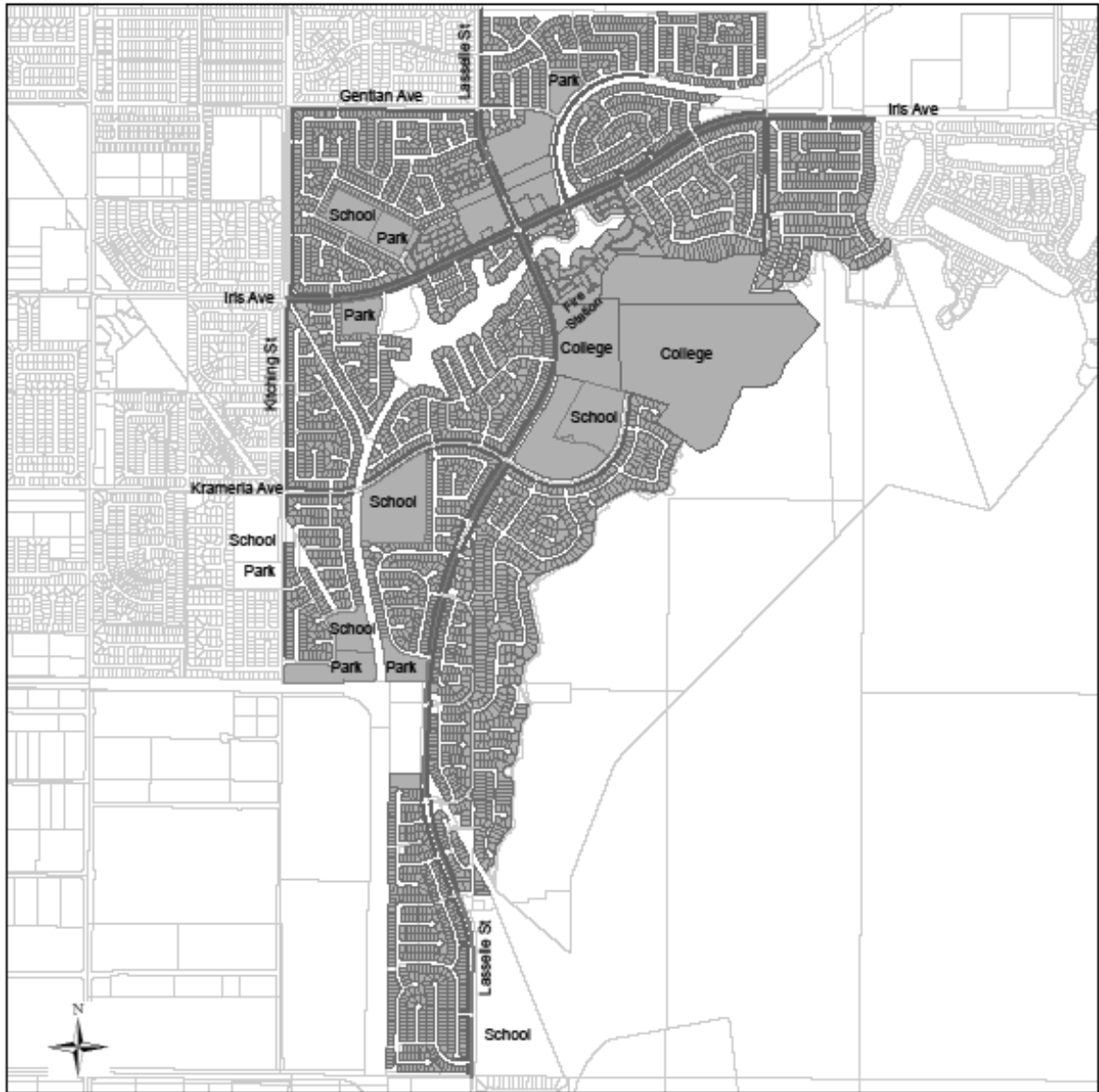
- Landscaped Parkway
- Landscaped Median
- Zone 01A Parcels

Moreno Valley Community Services District Landscape Maintenance District No. 2014-02 Zone 02 (Hidden Springs)



- Park
- Landscaped Parkway
- Zone 02 Parcels
- Landscaped Open Space
- Hidden Springs

Moreno Valley Community Services District Landscape Maintenance District No. 2014-02 Zone 03 (Moreno Valley Ranch - West)



- Landscaped Parkway
- Landscaped Medians
- Zone 03 Parcels

Moreno Valley Community Services District Landscape Maintenance District No. 2014-02 Zone 03A (Lasselle Powerline Parkway)



- Landscaped Parkway
- Zone 03A Parcels

Moreno Valley Community Services District Landscape Maintenance District No. 2014-02 Zone 04 (Moreno Valley Ranch - East)



- Landscaped Parkway
- Landscaped Medians
- Drainage Area
- Zone 04 Parcels

Moreno Valley Community Services District Landscape Maintenance District No. 2014-02 Zone 05 (Stoneridge Ranch)



- Landscaped Parkway
- Landscaped Median
- Zone 05 Parcels






Moreno Valley Community Services District
Landscape Maintenance District No. 2014-02
Zone 06 (Mahogany Fields)



- Landscaped Parkway
- Landscaped Median
- Zone 06 Parcels




Moreno Valley Community Services District Landscape Maintenance District No. 2014-02 Zone 07 (Celebration)



-  General Fund Maintained
-  Landscaped Parkway
-  Landscaped Median
-  Future Flood Control Channel Extension
-  Zone 07 Parcels

Moreno Valley Community Services District Landscape Maintenance District No. 2014-02 Zone 08 (Shadow Mountain)



-  Landscaped Parkway
-  Landscaped Median
-  Zone 08 Parcels



Moreno Valley Community Services District

Landscape Maintenance District No. 2014-02

2015/2016 ENGINEER'S REPORT

Intent Meeting: May 26, 2015

Public Hearing: June 9, 2015

MORENO VALLEY COMMUNITY SERVICES DISTRICT
14177 FREDERICK STREET
MORENO VALLEY, CA 92553

(951) 413-3480

27368 Via Industria
Suite 200
Temecula, CA 92590
T 951.587.3500 | 800.755.6864
F 951.587.3510

www.willdan.com/financial



ANNUAL ENGINEER'S REPORT STATEMENT

Fiscal Year 2015/16

Moreno Valley Community Services District

Landscape Maintenance District No. 2014-02

As part of the Resolution of Intention packet presented for the consideration of the Moreno Valley Community Services District Board of Directors, this Report describes the proposed Assessments to be levied on parcels within the Landscape Maintenance District 2014-02 for fiscal year 2015/16, including the budget and basis of the assessments. Reference is hereby made to the Riverside County Assessor's Maps for a detailed description of the lines and dimensions of parcels subject to the proposed assessment. The undersigned respectfully submits the enclosed Report as directed by the Moreno Valley Community Services District Board of Directors.

Dated this _____ day of _____, 2015

Willdan Financial Services
Assessment Engineer
On Behalf of the Moreno Valley Community Services District

By: _____

Jim McGuire, Principal Consultant

By: _____

Richard Kopecky

R. C. E. # 16742

Attachment: LMD No. 2014-02 FY 15-16 Engineer's Report (1472 : PUBLIC HEARING TO CONSIDER A RESOLUTION CONFIRMING A DIAGRAM

TABLE OF CONTENTS

INTRODUCTION..... 1

PART I - PLANS AND SPECIFICATIONS 5

 DESCRIPTION OF THE DISTRICT 5

 DISTRICT FACILITIES AND IMPROVEMENTS 5

 ZONES..... 6

PART II - METHOD OF APPORTIONMENT..... 9

 PROPOSITION 218 BENEFIT ANALYSIS 9

 BENEFIT ANALYSIS10

 Special Benefit.....10

 General Benefit.....10

 General Fund Maintained Areas12

 ASSESSMENT METHODOLOGY.....12

 Equivalent Benefit Unit Application.....12

PART III - ESTIMATE OF COSTS 15

 CALCULATION OF ASSESSMENTS.....15

 DISTRICT BUDGETS16

 ASSESSMENT RATES.....19

 ANNUAL INFLATIONARY ADJUSTMENT (ASSESSMENT RANGE FORMULA)19

PART IV - DISTRICT DIAGRAMS..... 20

PART V - ASSESSMENT ROLL 31

Attachment: LMD No. 2014-02 FY 15-16 Engineer's Report (1472 : PUBLIC HEARING TO CONSIDER A RESOLUTION CONFIRMING A DIAGRAM

INTRODUCTION

The Moreno Valley Community Services District (“CSD”) was established pursuant to the Community Services District Law (California Government Code Section 61000 et seq.) (“CSD Law”) in 1984 at the time of the incorporation of the City of Moreno Valley. The CSD is a dependent special district of the City, and the Moreno Valley City Council serves as the Board of Directors of the CSD. The boundaries of the CSD are the same as those of the City.

Prior to the City’s incorporation, the territory that would become the City of Moreno Valley was an unincorporated territory of Riverside County. The County had created County Service Areas to fund and provide certain enhanced services in this territory. The CSD was created so that responsibility for these funding mechanisms (and services) within the territory of the City of Moreno Valley could be transitioned from CSAs governed by the Riverside County Board of Supervisors to a CSD governed by the Moreno Valley City Council.

The CSD is comprised of a number of Zones, each of which provides a specific set of services within a defined portion of the City. Zone E of the CSD was established in 1987 to fund landscape maintenance services in certain geographical and development areas of the City. Zone E was comprised of a number of subzones (i.e. Zone E-1, Zone E-3A, etc), each of which funded specific landscape improvements associated with the subdivision (or parts of subdivisions) that comprised the zones.

In November, 1996, the voters of California adopted Proposition 218, which has been codified as Articles XIII C and XIII D of the California Constitution. Proposition 218 imposed a number of substantive and procedural requirements on taxes, assessments, and property-related fees imposed by local governments in California. Although referred by the CSD as “charges”, the charges imposed by Zone E of the CSD were categorized under Proposition 218 as real-property assessments.

Since the adoption of Proposition 218, the CSD has conducted mail ballot protest proceedings pursuant to Article XIII D, Section 4(e) of the Constitution with respect to the CSD charges which included an automatic annual inflation adjustment. Those mail ballot protest proceedings were successful for each of the Zones with the exception of CSD Zone E-4 and corresponding Zone assessments identified in this Report reflect those previously approved charges and automatic annual inflation adjustment. The assessment established for Zone 04 (previously CSD Zone E-4 charge) exclusively funds street landscaping, predates Proposition 218, and pursuant to Article XIII D, Section 5 of the Constitution is not required to be approved at a mail ballot proceeding so long as the rate of the assessment/charge is not increased.¹ The mail ballot proceedings proposed assessment rates along with an automatic annual inflation adjustment. Therefore, except for the Zone E-4 charge, each of the charges discussed in this report is automatically adjusted for inflation each year.

¹ CSD Zone E-4 was annexed to the CSD in fiscal year 1988/1989 prior to Proposition 218 and the charge per single family residential property was originally established at \$182.00 with non-residential properties being charged four times that amount per acre. Subsequently, that \$182.00 rate was reduced over the next several years to \$110.00 at the time Proposition 218 was enacted. Pursuant to the exemption provisions of Proposition 218, the \$110.00 rate, was grandfathered as the Zone charge in fiscal year 1997/98 and although these property owners have subsequently been balloted for an increased charge, those proposed increases (the last being balloted in June 2011) have not been approved by the property owners.

Attachment: LMD No. 2014-02 FY 15-16 Engineer's Report (1472 : PUBLIC HEARING TO CONSIDER A RESOLUTION CONFIRMING A DIAGRAM

In May 2014, the Moreno Valley Community Services District, formed Landscape Maintenance District No. 2014-02 ("District"), pursuant to the Landscaping and Lighting Act of 1972 (California Streets and Highways Code Section 22500 *et seq.*) (the "1972 Act") replacing the previous CSD Zones E-1, E-1A, E-2, E-3, E-3A, E-4, E-4A, E-12, E-14, E-15, and E-16. Parcels that had been charged an annual CSD Zone E charge for landscape maintenance services are instead assessed an annual assessment for those services as part of Landscape Maintenance District No. 2014-02 as real property assessments. This transition did not increase the amount paid annually by any property owner and did not change the nature or extent of the landscape maintenance services provided. The assessments levied in connection with this assessment district in every way serve as a continuation of the charges levied in connection with CSD Zone E for the ongoing maintenance, servicing, and operation of local landscaping improvements previously established and maintained in CSD Zones E-1, E-1A, E-2, E-3, E-3A, E-4, E-4A, E-12, E-14, E-15, and E-16.

Each fiscal year, an Engineer's Report ("Report") shall be prepared and presented to the CSD Board describing the District, any changes to the District or improvements, and the proposed budget and assessments for that fiscal year. The CSD Board shall hold a public hearing regarding these matters prior to approving and ordering the proposed levy of assessments for that fiscal year and such public hearing shall be noticed pursuant to the 1972 Act if new or increased assessments are not proposed. If in any year, the proposed annual assessments for the District exceed the maximum assessments described herein, such an assessment would be considered a new or increased assessment and must be confirmed through mailed property owner protest ballot proceeding before that new or increased assessment may be imposed.

This Report shall serve as the detailed engineer's report for fiscal year 2015/16 regarding Landscape Maintenance District No. 2014-02 and the proposed assessments to be levied on the properties therein to provide ongoing funding for the costs and expenses required to service and maintain the landscaping improvements associated with and resulting from the development of properties within the District, in accordance with the proportional special benefits the properties will receive from the improvements.

The improvements, the method of apportionment, and special benefit assessments described in this Report are based on the improvements and development of properties within the District and represent an estimate of the direct expenditures and incidental expenses that will be necessary to maintain, service, and operate such improvements for fiscal year 2015/16. The improvements installed in connection with the development of properties within the District and to be maintained as described herein, are based on the development plans and specifications for the properties and developments within the District and by reference these plans and specifications are made part of this Report.

The word "parcel," for the purposes of this Report, refers to an individual property assigned its own Assessor's Parcel Number (APN) by the Riverside County Assessor's Office. The Riverside County Auditor/Controller uses Assessor's Parcel Numbers and a dedicated fund number established for the District to identify properties to be assessed on the tax roll and the allocation of the funds collected.

This Report consists of five (5) parts:

Part I

Plans and Specifications: A description of the District boundaries and the proposed improvements associated with the District. The District has ten zones of benefit (hereafter referred to as “Zones”), which are described in more detail in this section of the Report as well as Part II (Method of Apportionment). A diagram showing the exterior boundaries of the District and the Zones established therein is attached and incorporated herein under Part IV (District Diagrams). The specific plans for the landscape improvements are on file in the Office of Financial and Management Services Department, Special Districts Division. The City is concurrently conducting proceedings for the annexation of additional territory to the District (future Zone 09).

Part II

Method of Apportionment: A discussion of the general and special benefits associated with the overall local landscaping improvements provided within the District (Proposition 218 Benefit Analysis). This Part also includes a determination of the proportional costs of the special benefits and a separation of costs considered to be of general benefit (and therefore not assessed). This section of the Report also outlines the method of calculating each property’s proportional special benefit and annual assessment utilizing a weighted benefit of apportionment known as an Equivalent Benefit Unit.

Part III

Estimate of Improvement Costs: An estimate of the annual funding required for the annual maintenance, servicing, and operation of landscape improvements within the District and specifically the costs associated with the improvements determined to be of special benefit to parcels within the District. The budget identifies an estimate of anticipated annual expenses to service, maintain, and operate existing landscape improvements within the District for fiscal year 2015/16 including, but not limited to, servicing of those improvements and related facilities, utility costs, and related incidental expenses authorized by the 1972 Act. The budget also identifies the maximum assessment rate for each Zone of the District and the associated assessment range formula (inflationary adjust) as applicable.

Part IV

District Diagrams: Diagrams showing the boundaries of the Zones, which collectively represent the boundaries of the District, are provided in this Report and these diagrams identify all parcels that receive special benefits from the improvements. Parcel identification, the lines and dimensions of each lot, parcel and subdivision of land within the District, are inclusive of all parcels as shown on the Riverside County Assessor’s Parcel Maps as they existed at the time this Report was prepared and shall include all subsequent subdivisions, lot-line adjustments, or parcel changes therein. Reference is hereby made to the Riverside County Assessor’s maps for a detailed description of the lines and dimensions of each lot and parcel of land within the District.

Part V

Assessment Roll: A listing of the proposed assessment amount for each parcel within the District. The proposed assessment amount for each parcel is based on the parcel's calculated proportional special benefit as outlined in the method of apportionment and proposed assessment rate established in the District Budget. These assessment amounts represent the assessments proposed to be levied and collected on the County Tax Rolls for fiscal year 2015/16.

PART I - PLANS AND SPECIFICATIONS

DESCRIPTION OF THE DISTRICT

The territory within this District consists of all lots and parcels of land that receive special benefits from the landscaping improvements maintained and funded by the District assessments. The boundaries of the District consist of benefit zones ("Zones"), each of which is associated with a set of landscape improvements. Each parcel within the District is assigned to each zone that funds landscape maintenance services that specially benefit the parcel. Two zones (Zone 01A and 03A) are comprised solely of a subset of the parcels in a larger zone (Zones 01 and 03 respectively). Thus all parcels in Zone 01A are also a part of Zone 01 and all parcels in Zone 03A are also a part of Zone 03. These overlapping districts exist because, for example, the landscaping improvements associated with Zone 01 provides special benefit to each parcel in Zone 01 (including Zone 01A parcels) but the landscaping improvements associated with Zone 01A provides special benefit to only the Zone 01A parcels.

These ten Zones within the District and the benefits associated with the properties therein are described in more detail in Part II (Method of Apportionment) of this Report. In addition the District Diagrams found in Part IV of this Report provide visual representations of the District showing the boundaries of the Zones and the improvement areas being maintained.

DISTRICT FACILITIES AND IMPROVEMENTS

The landscape improvements maintained for each Zone are local landscaping improvements that were installed in connection with the development of the parcels comprising each respective Zone. These landscaping improvements are an integral part of the subdivisions and development for which they were installed, creating a green amenity and aesthetically pleasing enhancement to the parcels served by the landscaping. In most cases, the landscaping improvements were a condition of development of the parcels in the Zone, and the properties within the Zone could not have been developed if the landscaping were not included. Improvements for each Zone are either located within the subdivision or along the entry path to the residential subdivisions or non-residential developments.

Collectively within the ten Zones, there is approximately 3,812,887 square feet of landscaped area, 3,308,802 square feet of open space, and 7,725 trees to be maintained and funded in part by the District assessments. The District Diagrams found in Part IV of this Report provide visual representations of the District, showing the boundaries of the Zones and the improvement areas being maintained. Detailed plans identifying the location and extent of the District's landscape improvements and maps of those Zones and improvement areas are on file in the Office of Financial and Management Services Department, Special Districts Division, and by reference these plans and maps are made part of this Report.

The maintenance, operation, and servicing of the District landscape improvements include the furnishing of labor, materials, equipment, and utilities for the ordinary and usual maintenance, operation, and servicing of the landscaped areas within the public right-of-ways, easements, and open space areas dedicated to the City as part of the development of properties within each Zone of the District.

The various landscape improvements associated with each Zone include combinations of landscape amenities such as turf ground cover, plants, shrubs, trees, and associated appurtenant facilities including, but not limited to irrigation and drainage systems, various types of groundcover, stamped concrete, and entry monuments that may be maintained in whole or in part as part of the landscape improvements depending on available funding.

The following is a brief description and summary of the landscaped areas associate with each local landscaping Zone to be included in the District. A visual depiction of the location and extent of the landscape improvement areas and Zone boundaries are provided on the District Diagrams provided in Part IV of this Report.

ZONES

Local Landscaping Zone 01 (TownGate)

The properties within Zone 01 receive special benefits from landscaped parkways and medians within the TownGate area, which is bordered by Day Street on the west, Cottonwood Avenue, Dracaea Avenue, and Eucalyptus Avenue on the south, Elsworth Street and Frederick Street on the east, and State Highway 60 on the north. The Zone improvements are currently maintained at a reduced level of service (12-week rotation) due to funding. The overall improvements include approximately 442,702 square feet of landscaped area and 2,086 trees.

Local Landscaping Zone 01A (Renaissance Park)

The properties within Zone 01A receive special benefits from landscaped parkways and medians within the TownGate area along with other parcels in Zone 01, but in addition, receive special benefits from parkway landscaping and entry statement medians on the internal neighborhood streets (Dracaea Avenue and Arbor Park Lane) that connect the various residential developments in this area. The Renaissance Park area is bordered by Day Street on the west, Cottonwood Avenue on the south, Elsworth Street on the east, and Eucalyptus Avenue on the north. The Zone improvements are currently maintained at a reduced level of service (12-week rotation) due to funding. The overall improvements include approximately 72,655 square feet of landscaped area and 201 trees.

Local Landscaping Zone 02 (Hidden Springs)

The properties within Zone 02 receive special benefits from parkway landscaping along Hidden Springs Drive, and the west side of Pigeon Pass Road bordering the Hidden Springs community, as well as maintenance of open space areas throughout the community. The Zone parkway improvements are currently maintained at a standard level of service (4-week rotation) and the open space improvements at a limited level of service due to funding. The overall improvements include approximately 265,280 square feet of landscaped area, 3,308,802 square feet of Open Space area, and 3,237 trees.

Local Landscaping Zone 03 (Moreno Valley Ranch - West)

The properties within Zone 03 receive special benefits from parkway and median landscaping generally surrounding the Moreno Valley Ranch area, bordered by Kitching Street on the west,

Gentian Avenue and Casa Encantador Road on the north, and generally the City boundary to the east and south. The Zone improvements are currently maintained at a modified reduced level of service (8-week rotation) due to funding. The overall improvements include approximately 1,203,019 square feet of landscaped area and 2,540 trees.

Local Landscaping Zone 03A (Lasselle Powerline Parkway)

The properties within Zone 03A receive special benefits from landscaped parkways and medians within the Moreno Valley Ranch - West area along with other parcels in Zone 03, but in addition, receive special benefits from parkway landscaping on the internal neighborhood streets along portions of Withers Way, Via Xavier, Cremello Way, Cavalcade Drive, and Kentucky Derby Drive. The Zone improvements are currently maintained at a modified reduced level of service (8-week rotation) due to funding. The overall improvements include approximately 71,022 square feet of landscaped area and 89 trees.

Local Landscaping Zone 04 (Moreno Valley Ranch - East)

The properties within Zone 04 receive special benefits from parkway and median landscaping generally surrounding the developments bordered by Hammett Court, Oliver Street, and Moreno Beach Drive to the west, Iris Avenue, John F. Kennedy Drive, and Cactus Avenue to the north, and generally the City boundary to the east and south. The Zone improvements are currently maintained at a reduced level of service (12-week rotation) due to funding. The overall improvements include approximately 1,236,727 square feet of landscaped area and 1,796 trees.

Local Landscaping Zone 05 (Stoneridge Ranch)

The properties within Zone 05 receive special benefits from parkway and median landscaping generally surrounding the Stoneridge Ranch residential neighborhood, bordered by Nason Street on the west, Dracaea Avenue on the south, Eucalyptus Avenue on the east and Fir Avenue on the north. The Zone improvements are currently maintained at a standard level of service (4-week rotation). The overall improvements include approximately 164,500 square feet of landscaped area and 202 trees.

Local Landscaping Zone 06 (Mahogany Fields)

The properties within Zone 06 receive special benefits from parkway and median landscaping generally located within the Mahogany Fields community along Alessandro Boulevard, Morrison Street, and Cottonwood Avenue. The Zone improvements are currently maintained at a standard level of service (4-week rotation). The overall improvements include approximately 178,792 square feet of landscaped area and 345 trees.

Local Landscaping Zone 07 (Celebration)

The properties within Zone 07 receive special benefits from parkway and median landscaping generally located within the Celebration community along Nason Street, Cactus Avenue, and Oliver Street. The Zone improvements are currently maintained at a standard level of service

(4-week rotation). The overall improvements include approximately 60,919 square feet of landscaped area and 121 trees.

Local Landscaping Zone 08 (Shadow Mountain)

The properties within Zone 08 receive special benefits from parkway and median landscaping generally surrounding the Shadow Mountain residential neighborhood, bordered by Pigeon Pass Road on the west, Sunnymead Ranch Parkway on the south, Espada Creek Road on the east, and Lawless Road on the north. The Zone improvements are currently maintained at a standard level of service (4-week rotation). The overall improvements include approximately 118,002 square feet of landscaped area and 154 trees.

Attachment: LMD No. 2014-02 FY 15-16 Engineer's Report (1472 : PUBLIC HEARING TO CONSIDER A RESOLUTION CONFIRMING A DIAGRAM

PART II - METHOD OF APPORTIONMENT

The 1972 Act permits the establishment of assessment districts by agencies for the purpose of providing certain public improvements, including the acquisition, construction, installation and servicing of landscape improvements and related facilities. The 1972 Act requires that the cost of these improvements be levied according to benefit rather than assessed value:

Section 22573 defines the net amount to be assessed as follows:

“The net amount to be assessed upon lands within an assessment district may be apportioned by any formula or method which fairly distributes the net amount among all assessable lots or parcels in proportion to the estimated benefits to be received by each such lot or parcel from the improvements.”

Section 22574 provides for zones as follows:

“The diagram and assessment may classify various areas within an assessment district into different zones where, by reason of variations in the nature, location, and extent of the improvements, the various areas will receive differing degrees of benefit from the improvements. A zone shall consist of all territory which will receive substantially the same degree of benefit from the improvements.”

The formulas used for calculating assessments and the designation of zones herein reflect the composition of parcels within the District and the improvements and activities to be provided, and have been designed to fairly apportion the cost of providing those improvements based on a determination of the proportional special benefits to each parcel, consistent with the requirements of the 1972 Act and the provisions of Proposition 218 and Article XIII D of the California Constitution.

PROPOSITION 218 BENEFIT ANALYSIS

The costs of the proposed improvements for fiscal year 2015/16 have been identified and allocated to properties within the District based on special benefit. The improvements provided by this District and for which properties are assessed are local public landscape improvements and related amenities that were installed in connection with the development of the properties or would otherwise be required for the development of properties within each respective Zone of the District. The assessments and method of apportionment is based on the premise that these improvements would otherwise not have been required without the development of those parcels within the District.

Article XIID Section 2d defines District as follows:

“District means an area determined by an agency to contain all parcels which will receive a special benefit from a proposed public improvement or property-related service”;

Article XIID Section 2i defines Special Benefit as follows:

“Special benefit” means a particular and distinct benefit over and above general benefits conferred on real property located in the district or to the public at large. General enhancement of property value does not constitute “special benefit.”

Article XIID Section 4a defines proportional special benefit assessments as follows:

“An agency which proposes to levy an assessment shall identify all parcels which will have a special benefit conferred upon them and upon which an assessment will be imposed. The proportionate special benefit derived by each identified parcel shall be determined in relationship to the entirety of the capital cost of a public improvement, the maintenance and operation expenses of a public improvement, or the cost of the property related service being provided. No assessment shall be imposed on any parcel which exceeds the reasonable cost of the proportional special benefit conferred on that parcel.”

BENEFIT ANALYSIS

Special Benefit

The ongoing maintenance of local public landscaped areas within the District provides aesthetic benefits to the properties within each respective Zone and provides a more pleasant environment to walk, drive, live, and work. The primary function of these landscape improvements and related amenities is to serve as an aesthetically pleasing enhancement and green space for the benefit of the immediately surrounding developments for which the improvements were constructed and installed. These improvements are an integral part of the physical environment of parcels in associated Zones, and if the improvements were not properly maintained, it is these parcels that would be aesthetically burdened. In addition, the street landscaping in these Zones serve as both a physical buffer as well as a sound reduction or buffer between the roadways and the properties in the District and the open spaces, where applicable, provide a physical buffer and openness between properties. Furthermore, open spaces serve as an extension of the recreational features of parcels, such as their front or rear yards, and entry landscaping serves as a pleasant aesthetic amenity that enhances the approach to the parcels. As a result, the maintenance of these landscaped improvements is a particular and distinct benefit to the properties and developments within each Zone.

General Benefit

In reviewing the location and extent of the specific landscaped areas and improvements to be funded by District assessments and the proximity and relationship to properties to be assessed, it is evident these improvements are local improvements that were installed in connection with the development of properties in each respective Zone or are improvements that would otherwise be shared by and required for the future development of properties in those Zones. It is also evident that the maintenance these improvements and the level of maintenance provided only has a direct and particular impact on those properties (special benefit) and such maintenance beyond that which is required to ensure the safety and protection of the general public and property in general, has no identifiable benefit to the public at large or properties outside each respective Zone.

In the absence of a special funding Zone, the City would typically provide only weed abatement and erosion control services for landscaped areas. These services would typically be provided twice annually. This level of service provides for public safety and avoids negative impacts on adjacent roadways and vehicles traveling on those roadways, but results in a far less visually

pleasing environment than is created with the enhanced levels of services associated with the District. The cost to provide the baseline level of service is approximately \$0.02015 per square foot per servicing for streetscape areas and \$0.01007 per square foot per servicing for open space areas that require maintenance. Those portions of open space area identified as “Paseos” (natural vegetation areas) the baseline level of service is approximately \$0.00252 per square foot per servicing. The calculation of weed abatement and erosion control services costs accounts for the square footage of these areas. Since the baseline services, unlike the enhanced aesthetic services, provide substantial benefits to the general public and to the neighborhoods outside of the benefit zones, the cost of providing this baseline service is treated as the cost of general benefits from landscape maintenance services. Utilizing these per square foot costs and the square footages of the improvement areas in each Zone, the following table summarizes the current estimated general benefit costs calculated for each District Zone:

Fiscal Year 2015/16 Estimated General Benefit Costs

Zone	General Benefit Cost ⁽¹⁾	Zone	General Benefit Cost ⁽¹⁾
Zone 01	\$18,315	Zone 04	\$49,830
Zone 01A	\$2,925	Zone 05	\$6,630
Zone 02	\$32,700	Zone 06	\$6,815
Zone 03	\$48,470	Zone 07	\$2,455
Zone 03A	\$2,860	Zone 08	\$5,040

⁽¹⁾ The General Benefit Costs presented in the table above have been rounded to the nearest five dollars and are reflected in the budgets for each Zone. As with most landscape maintenance costs, these General Benefit Costs are impacted by inflation and as such the General Benefit Cost contributions are adjusted annually for inflation.

Attachment: LMD No. 2014-02 FY 15-16 Engineer's Report (1472 : PUBLIC HEARING TO CONSIDER A RESOLUTION CONFIRMING A DIAGRAM

General Fund Maintained Areas

The following improvements are excluded from assessment funding and instead funded from other sources. These particular improvement areas are identified on the District Diagrams provided in Part IV of this Report as “General Fund Maintained” improvements and include the improvements in the following Zones:

The 31,000 square feet of planter area and 8 trees in the greenbelt drainage area south of Iris Avenue and west of Turnberry Street previously included in CSD Zone E-4A (Daybreak) will be maintained and funded by other general fund revenues and not included in the assessments for Zone 04. These improvements constitute all the landscaped areas previously in CSD E-4A.

The 2,230 square feet of parkway planter area on the east side of Nason Street north of Damascus Road that was previously included in CSD Zone E-15 (Celebration), will be maintained and funded by other general fund revenues and not included in the assessments for Zone 07.

ASSESSMENT METHODOLOGY

The method of apportionment for this District calculates the receipt of special benefit from the respective improvements based on the land use of the parcels.

Equivalent Benefit Unit Application

To proportionally allocate special benefit to each parcel, it is necessary to correlate each property’s proportional benefit to other properties that benefit from the improvements and services being funded. In order to do this, the assessment methodology assigns each parcel a number of Equivalent Benefit Units (EBUs) based on its land use as of March 1st, preceding the fiscal year addressed herein. One EBU is defined as the special benefit allocable to a single family home (basic EBU). In each case, a parcel is only allocated EBUs if the landscaping serving the Zone has been accepted by the City or will be accepted by the City during the upcoming fiscal year.

Single Family Residential — This land use is defined as a fully subdivided single family residential home site with or without a structure. As previously noted, the single family residential parcel has been selected as the basic EBU for calculation of assessments and each single-family residential home site is assigned 1.0 Equivalent Benefit Unit (1.0 EBU per lot or parcel).

Condominium Residential — This land use is defined as a fully subdivided condominium residential unit assigned its own Assessor’s Parcel Number by the County. EBUs are assigned to these parcels by multiplying the overall acreage of the condominium development by 4 (the typical number of single family homes in an acre of typical development), and then dividing the result by the number of condominium units/parcels in the development.

Multi-Family Residential and Mobile Home Park — This land use classification identifies properties that are used for residential purposes and contain more than one residential unit. The proportional special benefit and EBU for these parcels is based on acreage, at 4.0 EBUs per acre.

Developed Non-Residential — This classification includes developed properties including parking lots that are identified or zoned for commercial, industrial, or other non-residential use including offices, hotels, recreational facilities (excluding parks), and institutional facilities including, hospitals, churches or facilities utilized by other non-profit organizations, whether those facilities are publicly owned (non-taxable) or privately owned. Like Multi-Family Residential and Mobile Home Park properties the proportional special benefit and EBU for these parcels is based on acreage, at 4.0 EBUs per acre.

Planned Residential Development — This land use is defined as a property that is currently consider vacant or undeveloped land, but for which the number of residential lots to be developed on the property is known or has been approved. These properties benefit from the existing Zone improvements, but may as part of their development install additional landscape improvements to be maintained either solely by the development or as part of the District improvements depending on the location and extent of those improvements. The proportional special benefit and EBU for these parcels is based on the planned residential units for the parcel, at 0.50 EBU per planned unit (50% of the basic EBU unit for a single family residential parcel).

Undeveloped/Vacant Property — This land use is defined as a parcel that is currently consider vacant or undeveloped land that can be developed, but for which the use and/or development of the property has not been fully determined. These parcels are assigned a proportional EBU that is based on 50% of the proportional benefit established for a developed property in the District. The proportional special benefit and EBU for these parcels is based on acreage, at 2.0 EBUs per acre.

Special Case Property — In some Zones there may be one or more properties that the standard land use classifications identified above do not accurately identify the use and special benefit received from the improvements and/or it has been determined that the property receives special benefit, but has not been previously assessed for various reasons. Properties that are typically classified as Special Case properties usually involve some type of development or land restrictions whether those restrictions are temporary or permanent and affect the properties proportional special benefit. Examples of such restrictions may include situations where only a small percentage of the parcel’s total acreage can actually be developed. In such a case, the net usable acreage of the parcel rather than the gross acreage of the parcel may be applied to calculate the parcel’s proportional special benefit. In addition, in certain Zones there are a few parcels that have been identified as properties that receive special benefit from the Zone improvements, but likely because of their ownership or tax status (government or non-profit owned properties) these parcels were not previously levied the annual assessment. The proportional special benefit and proposed assessment for each of these parcels is calculated along with all other properties in the Zone, but rather than ballot these properties for a new or increased assessment at this time, the agency will make an off-setting contribution to the Zone that is equal to the assessment amount these Non-Assessed parcels would otherwise have been assessed.

Exempt — means a lot, parcel of land, or Assessor’s Parcel that is considered to not specially benefit directly from improvements. This classification includes, but is not limited to, areas of public streets, private streets, and other roadways; and public easements or right-of-ways including landscaped parkways or easements; and utility right-of-ways or easements such as

irrigation or drainage ditches, channels or basins, and flood plains. These types of parcels (similar to the improvements) are typically the result of property development rather than the direct cause of development and have little or no need for the improvements. (These types of properties may or may not be assigned an Assessor's Parcel Number by the County).

Also exempt from assessment are Assessor's Parcels that are identified as common areas (properties for which the surrounding residential parcels have a shared interest); bifurcated lots; small parcels vacated by the County or similar sliver parcels that cannot be developed independent of an adjacent parcel. These types of parcels are generally not separately assessed because they are functionally a part of another parcel that is assessed for its own benefit and the benefit of the associated parcel. Based on the improvements maintained in this District it has been determined that public schools, public parks, golf courses, and open space areas provide landscape amenities that are available to the public or are similar in nature to the improvements of a Zone and any benefit these properties may derive from the Zone improvements are more than off-set by the public benefit they provide to properties in the Zone.

PART III - ESTIMATE OF COSTS

CALCULATION OF ASSESSMENTS

An assessment amount per EBU in each Zone is calculated by:

Taking the “Total Annual Expenses” (Total budgeted costs) and subtracting the “Total General Benefit Contribution”, to establish the “Special Benefit Costs”;

$$\text{Total Amount Budgeted} - \text{Total General Benefit Contribution} = \text{Special Benefit Costs}$$

To the resulting “Special Benefit Costs”, various “Benefit Cost Adjustments” are applied that may include:

- “Fund Balance Transfer/Reduction”, represents the amount of available Fund Balance being applied to pay a portion of the Special Benefit Costs for the fiscal year.
- “Additional Agency Contribution”, which is a contribution of funds from other revenue sources available to the CSD to reduce the amount to be levied as Special Benefit Costs for this fiscal year. This contribution is in addition to the General Benefit Costs.

These adjustments to the Special Benefit Costs result in the “Net Special Benefit Assessment”;

$$\text{Special Benefit Costs} \pm \text{Benefit Cost Adjustments} = \text{Net Special Benefit Assessment}$$

The amount identified as the “Net Special Benefit Assessment” is divided by the total number of EBUs of parcels that benefit to establish the “Assessment Rate” or “Assessment per EBU” for the fiscal year. This Rate is then applied back to each parcel’s individual EBU to calculate the parcel’s proportionate special benefit and assessment for the improvements.

$$\text{Net Special Benefit Assessment} / \text{Total EBU} = \text{Assessment per EBU}$$

$$\text{Assessment per EBU} \times \text{Parcel EBU} = \text{Parcel Assessment Amount}$$

DISTRICT BUDGETS

The following budgets outline the estimated costs to maintain the improvements and the anticipated expenditures for each District Zone for fiscal year 2015/16.

Description	Total District Budget	Zone 01 TownGate	Zone 01A Renaissance Park	Zone 02 Hidden Springs
Maintenance & Operation (O&M)				
Total Maintenance Costs	\$ 1,681,541	\$ 190,917	\$ 35,872	\$ 313,975
Utilities	503,900	89,100	14,600	142,100
Total O&M Expenses	\$ 2,185,441	\$ 280,017	\$ 50,472	\$ 456,075
Incidental/Administrative Expenses				
District Administration	\$ 231,405	\$ 23,141	\$ 5,970	\$ 45,147
County Fees	7,203	720	186	1,405
Miscellaneous Administration Expenses	35,783	3,578	923	6,981
Total Incidental/Administrative Expenses	\$ 274,391	\$ 27,439	\$ 7,079	\$ 53,534
TOTAL ANNUAL EXPENSES				
	\$2,459,832	\$ 307,456	\$ 57,551	\$ 509,609
General Benefit Costs	\$ (176,040)	\$ (18,315)	\$ (2,925)	\$ (32,700)
General Fund Maintenance Area Costs	(13,910)	0	0	0
Total General Benefit Contribution	\$ (189,950)	\$ (18,315)	\$ (2,925)	\$ (32,700)
SPECIAL BENEFIT COSTS				
	\$2,269,882	\$ 289,141	\$ 54,626	\$ 476,909
Benefit Cost Adjustments				
Fund Balance Transfer/Reduction ⁽¹⁾	\$ (210,699)	\$ 7,523	\$ (8,306)	\$ 27,722
Additional Agency Contribution	0	0	0	0
Total Contributions/Adjustments	\$ (210,699)	\$ 7,523	\$ (8,306)	\$ 27,722
NET SPECIAL BENEFIT ASSESSMENT				
	\$2,059,183	\$ 296,665	\$ 46,320	\$ 504,632
District Statistics				
Total Parcels	11,291	1,186	557	1,157
Total Assessed Parcels	11,255	1,186	557	1,151
Total EBU		2,184.25	557.00	1,178.00
Proposed Assessment per EBU (FY 2015/16)		\$135.82	\$83.16	\$428.38
Maximum Assessment per EBU		\$135.82	\$83.17	\$428.39
EBU of Non-Assessed Parcels		5.00	0.00	0.00
Contribution for Non-Assessed Parcels ⁽²⁾	(25,702)	(679)	0	0
BALANCE TO LEVY				
	\$2,033,481	\$ 295,985	\$ 46,320	\$ 504,632
Reserve Fund/Fund Balance				
Beginning Fund Balance	\$ 3,575,432	\$ 314,606	\$ 90,266	\$ 503,644
Assessment Revenues	2,033,480	295,985	46,320	504,632
Other Revenue ⁽³⁾	233,479	21,115	3,324	35,372
Expenditures	(2,459,831)	(307,456)	(57,551)	(509,609)
Ending Fund Balance	\$ 3,382,560	\$ 324,250	\$ 82,359	\$ 534,039

(1) Additional funds applied to or required from available fund balance to cover Special Benefit Costs for the fiscal year.

(2) Agency Contribution for parcels that benefit, but have not historically been assessed (typically government owned properties).

(3) Other revenue includes interest income, unrealized gains/losses, reimbursement agreement, and general fund transfer.

The budget dollar amounts above are calculated to the penny, but are shown here as rounded amounts (nearest dollar). Any variance in the addition or subtraction of the amounts displayed above is due to this rounding.

Description	Zone 03 Moreno Valley Ranch West	Zone 03A Lasselle Powerline Parkway	Zone 04 Moreno Valley Ranch East
Maintenance & Operation (O&M)			
Total Maintenance Costs	\$ 482,030	\$ 27,962	\$ 300,722
Utilities	\$ 88,800	\$ 5,400	\$ 58,500
Total O&M Expenses	\$ 570,830	\$ 33,362	\$ 359,222
Incidental/Administrative Expenses			
District Administration	\$ 69,722	\$ 5,345	\$ 55,861
County Fees	2,170	166	1,739
Miscellaneous Administration Expenses	10,781	827	8,638
Total Incidental/Administrative Expenses	\$ 82,674	\$ 6,338	\$ 66,238
TOTAL ANNUAL EXPENSES	\$ 653,504	\$ 39,701	\$ 425,460
General Benefit Costs	\$ (48,470)	\$ (2,860)	\$ (49,830)
General Fund Maintenance Area Costs	\$ 0	\$ 0	\$ (13,410)
Total General Benefit Contribution	\$ (48,470)	\$ (2,860)	\$ (63,240)
SPECIAL BENEFIT COSTS	\$ 605,034	\$ 36,841	\$ 362,220
Benefit Cost Adjustments			
Fund Balance Transfer/Reduction ⁽¹⁾	\$ 5,207	\$ (3,114)	\$ (105,198)
Additional Agency Contribution	0	0	0
Total Contributions/Adjustments	\$ 5,207	\$ (3,114)	\$ (105,198)
NET SPECIAL BENEFIT ASSESSMENT	\$ 610,241	\$ 33,727	\$ 257,022
District Statistics			
Total Parcels	4,524	467	2,087
Total Assessed Parcels	4,512	467	2,071
Total EBU	4,493.01291	467.00000	2,336.56000
Proposed Assessment per EBU (FY 2015/16)	\$135.82	\$72.22	\$110.00
Maximum Assessment per EBU	\$135.82	\$72.23	\$110.00
EBU of Non-Assessed Parcels	120.48	0.00	78.72
Contribution for Non-Assessed Parcels ⁽²⁾	(16,364)	0	(8,659)
BALANCE TO LEVY	\$ 593,877	\$ 33,727	\$ 248,362
Reserve Fund/Fund Balance			
Beginning Fund Balance	\$ 704,330	\$ 61,662	\$ 587,463
Assessment Revenues	593,877	33,727	248,362
Other Revenue ⁽³⁾	68,707	3,150	74,780
Expenditures	(653,504)	(39,701)	(425,460)
Ending Fund Balance	\$ 713,410	\$ 58,838	\$ 485,145

(1) Additional funds required or applied from available fund balance to cover Special Benefit Costs for the fiscal year.

(2) Agency Contribution for parcels that benefit, but have not historically been assessed (typically government owned properties).

(3) Other revenue includes interest income, unrealized gains/losses, reimbursement agreement, and general fund transfer.

The budget dollar amounts above are calculated to the penny, but are shown here as rounded amounts (nearest dollar). Any variance in the addition or subtraction of the amounts displayed above is due to this rounding.

Description	Zone 05 Stoneridge Ranch	Zone 06 Mahogany Fields	Zone 07 Celebration	Zone 08 Shadow Mountain
Maintenance & Operation (O&M)				
Total Maintenance Costs	\$ 67,197	\$ 88,016	\$ 97,059	\$ 77,790
Utilities	\$ 28,200	\$ 47,100	\$ 14,400	\$ 15,700
Total O&M Expenses	\$ 95,397	\$ 135,116	\$ 111,459	\$ 93,490
Incidental/Administrative Expenses				
District Administration	\$ 7,798	\$ 8,516	\$ 3,749	\$ 6,155
County Fees	243	265	117	192
Miscellaneous Administration Expenses	1,206	1,317	580	952
Total Incidental/Administrative Expenses	\$ 9,247	\$ 10,098	\$ 4,445	\$ 7,299
TOTAL ANNUAL EXPENSES	\$ 104,644	\$ 145,213	\$ 115,904	\$ 100,789
General Benefit Costs	\$ (6,630)	\$ (6,815)	\$ (2,455)	\$ (5,040)
General Fund Maintenance Area Costs	0	0	(500)	0
Total General Benefit Contribution	\$ (6,630)	\$ (6,815)	\$ (2,955)	\$ (5,040)
SPECIAL BENEFIT COSTS	\$ 98,014	\$ 138,398	\$ 112,949	\$ 95,749
Benefit Cost Adjustments				
Fund Balance Transfer/Reduction ⁽¹⁾	\$ (47,914)	\$ (13,564)	\$ (68,383)	\$ (4,671)
Additional Agency Contribution	0	0	0	0
Total Contributions/Adjustments	\$ (47,914)	\$ (13,564)	\$ (68,383)	\$ (4,671)
NET SPECIAL BENEFIT ASSESSMENT	\$ 50,100	\$ 124,834	\$ 44,566	\$ 91,077
District Statistics				
Total Parcels	334	425	262	292
Total Assessed Parcels	334	424	262	291
Total EBU	334.00000	424.00000	262.00000	291.00000
Proposed Assessment per EBU (FY 2015/16)	\$150.00	\$294.42	\$170.10	\$312.98
Maximum Assessment per EBU	\$426.81	\$298.86	\$358.02	\$315.27
EBU of Non-Assessed Parcels	0.00	0.00	0.00	0.00
Contribution for Non-Assessed Parcels ⁽²⁾	0	0	0	0
BALANCE TO LEVY	\$ 50,100	\$ 124,834	\$ 44,566	\$ 91,077
Reserve Fund/Fund Balance				
Beginning Fund Balance	\$ 393,963	\$ 211,272	\$ 519,364	\$ 188,862
Assessment Revenues	50,100	124,834	44,566	91,077
Other Revenue ⁽³⁾	8,270	7,778	5,057	5,926
Expenditures	(104,644)	(145,213)	(115,904)	(100,789)
Ending Fund Balance	\$ 347,689	\$ 198,671	\$ 453,083	\$ 185,076

- (1) Additional funds required or applied from available fund balance to cover Special Benefit Costs for the fiscal year.
- (2) Agency Contribution for parcels that benefit, but have not historically been assessed (typically government owned properties).
- (3) Other revenue includes interest income, unrealized gains/losses, reimbursement agreement, and general fund transfer.

Attachment: LMD No. 2014-02 FY 15-16 Engineer's Report (1472 : PUBLIC HEARING TO CONSIDER A RESOLUTION CONFIRMING A DIAGRAM

ASSESSMENT RATES

The following shows the assessment rates applicable to each Zone for fiscal year 2015/16 based on the budget and the method of apportionment presented above.

Fiscal Year 2015/16 Assessment Rates

Zone	Maximum ⁽¹⁾ Rate	Proposed Rates for FY 2015/16
Zone 01	\$ 135.82	\$ 135.82 per EBU
Zone 01A	\$ 83.17	\$ 83.16 per EBU
Zone 02	\$ 428.39	\$ 428.38 per EBU
Zone 03	\$ 135.82	\$ 135.82 per EBU
Zone 03A	\$ 72.23	\$ 72.22 per EBU
Zone 04	\$ 110.00 ⁽²⁾	\$ 110.00 per EBU
Zone 05	\$ 426.81	\$ 150.00 per EBU
Zone 06	\$ 298.86	\$ 294.42 per EBU
Zone 07	\$ 358.02	\$ 170.10 per EBU
Zone 08	\$ 315.27	\$ 312.98 per EBU

⁽¹⁾ The Maximum Assessment Rate for all other Zones includes an inflationary adjustment that was approved by the property owners as part of the balloted assessment proceeding.

⁽²⁾ The Maximum Assessment Rate does not include an inflationary adjustment.

ANNUAL INFLATIONARY ADJUSTMENT (ASSESSMENT RANGE FORMULA)

Except in Zone 04 the Assessment Range Formula for the District is defined by the following:

Each fiscal year, the Maximum Assessment per EBU (Assessment Rate) established for the improvements in the previous fiscal year may be adjusted by the percentage change calculated for the previous calendar year in the Los Angeles-Riverside-Orange County Consumer Price Index, as published by the Department of Labor's Bureau of Labor Statistics.

PART IV - DISTRICT DIAGRAMS

The following pages provide boundary diagrams for each Zone within the District, as well as a general depiction of the location of the improvements as identified at the time this Report was prepared. Detailed maps of the full extent and location of the improvement areas are on file in the Office of Financial and Management Services Department, Special Districts Division. The combination of these map and the Assessment Roll referenced by this Report constitute the Assessment Diagrams for the District.

Attachment: LMD No. 2014-02 FY 15-16 Engineer's Report (1472 : PUBLIC HEARING TO CONSIDER A RESOLUTION CONFIRMING A DIAGRAM

Moreno Valley Community Services District Landscape Maintenance District No. 2014-02 Zone 01 (TownGate)



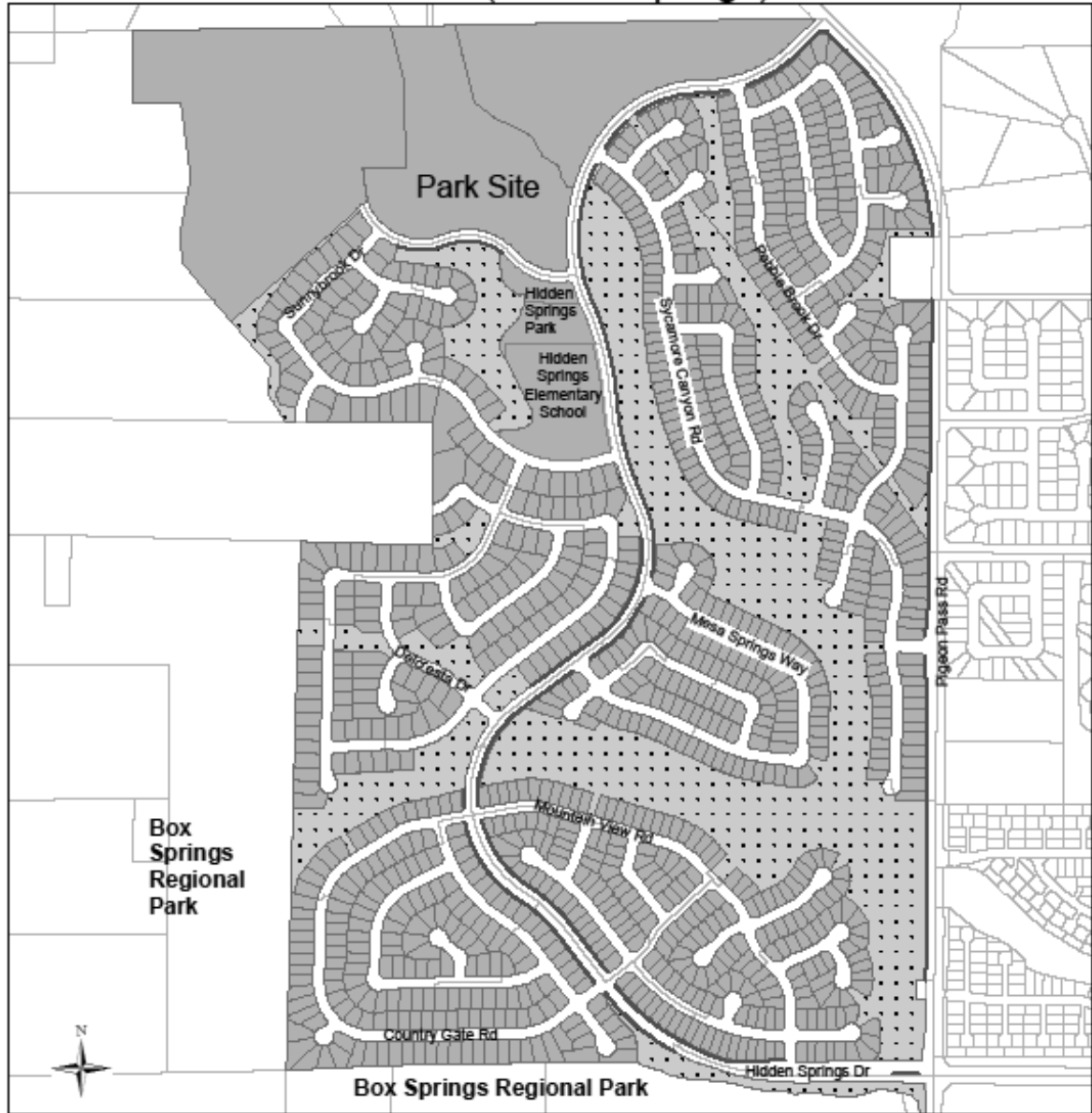
- Landscaped Parkway
- Landscaped Median
- Zone 01 Parcels

Moreno Valley Community Services District Landscape Maintenance District No. 2014-02 Zone 01A (Renaissance Park)



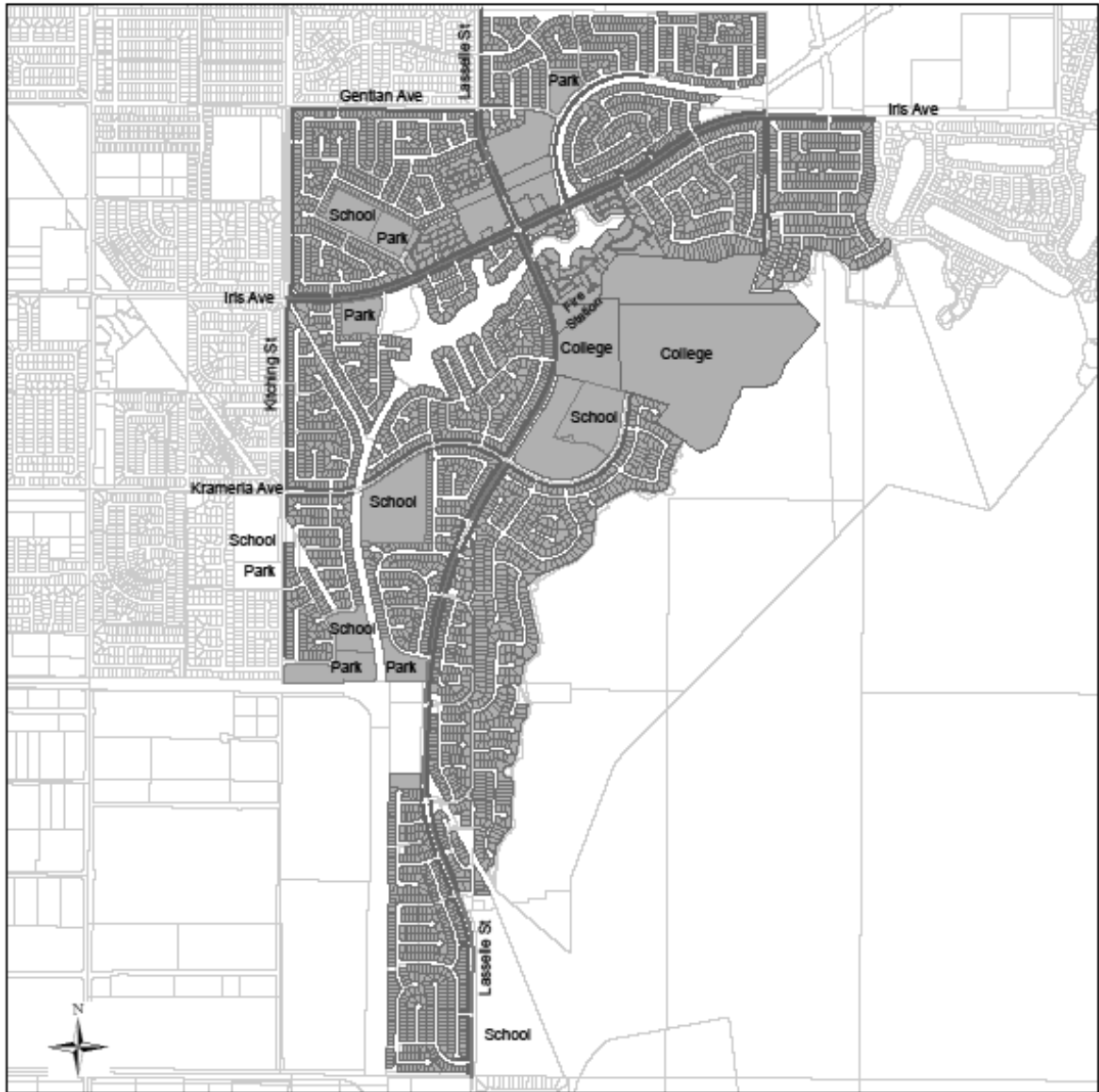
- Landscaped Parkway
- Landscaped Median
- Zone 01A Parcels

Moreno Valley Community Services District Landscape Maintenance District No. 2014-02 Zone 02 (Hidden Springs)



- Park
- Landscaped Parkway
- Zone 02 Parcels
- Landscaped Open Space
- Hidden Springs

Moreno Valley Community Services District Landscape Maintenance District No. 2014-02 Zone 03 (Moreno Valley Ranch - West)



- Landscaped Parkway
- Landscaped Medians
- Zone 03 Parcels

Moreno Valley Community Services District Landscape Maintenance District No. 2014-02 Zone 03A (Lasselle Powerline Parkway)



- Landscaped Parkway
- Zone 03A Parcels

Moreno Valley Community Services District Landscape Maintenance District No. 2014-02 Zone 04 (Moreno Valley Ranch - East)



- Landscaped Parkway
- Landscaped Medians
- Drainage Area
- Zone 04 Parcels

Moreno Valley Community Services District Landscape Maintenance District No. 2014-02 Zone 05 (Stoneridge Ranch)



- Landscaped Parkway
- Landscaped Median
- Zone 05 Parcels






Moreno Valley Community Services District Landscape Maintenance District No. 2014-02 Zone 06 (Mahogany Fields)



- Landscaped Parkway
- Landscaped Median
- Zone 06 Parcels




Moreno Valley Community Services District Landscape Maintenance District No. 2014-02 Zone 07 (Celebration)



-  General Fund Maintained
-  Landscaped Parkway
-  Landscaped Median
-  Future Flood Control Channel Extension
-  Zone 07 Parcels

Moreno Valley Community Services District Landscape Maintenance District No. 2014-02 Zone 08 (Shadow Mountain)



-  Landscaped Parkway
-  Landscaped Median
-  Zone 08 Parcels

PART V - ASSESSMENT ROLL

Parcel identification for each lot or parcel within the District is based on available parcel maps and property data from the Riverside County Assessor's Office. A listing of the Assessor's Parcel Numbers (APNs) to be assessed within this District, along with the corresponding Assessment Amounts to be levied for fiscal year 2015/16 has been provided electronically to the Secretary of the CSD Board (City Clerk) due to the number of parcels within the District and by reference this listing of the APNs and corresponding Assessment Amounts to be levied for fiscal year 2015/16 is made part of this Report. The Report can also be found online at the City's website at www.moval.org/sd. If any APN identified therein is submitted for collection and identified by the County Auditor/Controller of the County of Riverside to be an invalid parcel number for any fiscal year, a corrected parcel number and/or new parcel numbers will be identified and resubmitted to the County Auditor/Controller. The assessment amount to be levied and collected for the resubmitted parcel or parcels shall be based on the method of apportionment, as described in this Report and approved by the CSD Board.

Attachment: LMD No. 2014-02 FY 15-16 Engineer's Report (1472 : PUBLIC HEARING TO CONSIDER A RESOLUTION CONFIRMING A DIAGRAM



Report to City Council

TO: Mayor and City Council Acting in its Capacity as President and Members of the Board of Directors of the Moreno Valley Community Services District (CSD)

FROM: Richard Teichert, Chief Financial Officer

AGENDA DATE: June 9, 2015

TITLE: PUBLIC HEARING TO CONSIDER RESOLUTIONS TO CONTINUE MORENO VALLEY COMMUNITY SERVICES DISTRICT ANNUAL PARCEL TAXES AND CHARGES FOR FISCAL YEAR 2015/16

RECOMMENDED ACTION

Recommendations: That the CSD:

1. Acting in its capacity as President and Members of the Board of Directors of the Moreno Valley Community Services District conduct a Public Hearing to consider continuing the current Moreno Valley Community Services District annual parcel taxes and charges as proposed for Fiscal Year 2015/16.
2. Adopt Resolution No. CSD 2015-20. A Resolution of the Moreno Valley Community Services District of the City of Moreno Valley, California, Approving the Calculation of the Maximum and Applied Parcel Tax for Providing Zone A (Parks and Community Services) Services During Fiscal Year 2015/16.
3. Adopt Resolution No. CSD 2015-21. A Resolution of the Moreno Valley Community Services District of the City of Moreno Valley, California, Approving the Calculation of the Maximum and Applied Parcel Tax for Providing Zone C (Arterial Street Lighting and Intersection Lighting) Services During Fiscal Year 2015/16.
4. Adopt Resolution No. CSD 2015-22. A Resolution of the Moreno Valley Community Services District of the City of Moreno Valley, California, Approving the Calculation of the Maximum and Applied Parcel Charges for Providing Zone D (Parkway Landscape Maintenance) Services During Fiscal Year 2015/16.

5. Adopt Resolution No. CSD 2015-23. A Resolution of the Moreno Valley Community Services District of the City of Moreno Valley, California, Approving the Calculation of the Maximum and Applied Parcel Charges for Providing Zone E (Extensive Landscape Maintenance) Services During Fiscal Year 2015/16.
6. Adopt Resolution No. CSD 2015-24. A Resolution of the Moreno Valley Community Services District of the City of Moreno Valley, California, Approving the Calculation of the Maximum and Applied Parcel Charges for Providing Zone M (Commercial/Industrial/Multifamily Improved Median Maintenance) Services During Fiscal Year 2015/16.
7. Adopt Resolution No. CSD 2015-25. A Resolution of the Moreno Valley Community Services District of the City of Moreno Valley, California, Approving the Calculation of the Maximum and Applied Rate for Providing Zone S (Sunnymead Boulevard Maintenance) Services During Fiscal Year 2015/16.

SUMMARY

This report recommends the Moreno Valley Community Services District (“CSD”) convene a Public Hearing and consider adoption of the proposed resolutions for the continuation of the CSD’s annual parcel taxes for Zones A and C, and annual parcel charges for Zones D, E, M, and S. These taxes and charges have been previously approved by the property owners/voters. There are no increases proposed other than in those areas where the property owners have approved an annual inflationary adjustment.

Revenue received from these zones support the provision of specific services provided by and for the Parks and Community Services Department, the arterial street lighting program, and the maintenance of public landscape areas. Projections for revenues have been included in the fiscal year (“FY”) 2015/16 proposed budget.

DISCUSSION

The CSD was formed simultaneously with City incorporation to provide a variety of benefit services. Zones within the CSD were established to allocate costs to those parcels that receive benefit from the services provided. Each of the zones represents either a different service or service level to the particular properties within each zone.

Government Code Section 61115 requires the CSD Board (City Council) conduct a Public Hearing annually. Provided there is not a majority protest of the property owners within each zone, the CSD Board may adopt the proposed resolutions. The resolutions set the proposed maximum and applied rate of the parcel tax or charge for each CSD zone and authorize the County to levy the parcel tax or parcel charge on the FY 2015/16 property tax roll. Revenues received from these programs help to fund parks and community services, street lighting, and maintenance of public landscaping.

The “maximum” parcel tax or charge (“maximum rate”) is calculated using the formula and terms established at the time the zone was approved by the property owners/voters. The “applied” parcel tax or charge (“applied rate”) is the amount that is actually levied on the property tax roll. The applied rate shall be sufficient to fund the purpose of the zone, including administration and reserves for the fiscal year. The applied rate can be lower but it cannot be higher than the maximum rate. The inflationary adjustment for FY 2015/16 is 0.73%. The FY 2015/16 proposed maximum rates were established by applying the 0.73% inflation adjustment to the 2014/15 maximum rates, where applicable.

The proposed applied rates were calculated after an individual analysis of each zone, its current service level, projected expenses, fund balance, assigned reserve levels, and whether or not the property owners have authorized an inflationary adjustment. The Finance Subcommittee reviewed this item during its May 11th meeting. The table below provides an overview of the proposed maximum and applied rates for each zone.

CSD Zone	Specific Plan or Major Development	Landscape Maintenance Service Level	Charge Category	15/16 Parcel Count	FY 2014/15 Maximum Annual Charges	FY 2014/15 Applied Annual Charges	Proposed FY 2015/16 Maximum Annual Charges ⁽⁴⁾	Proposed FY 2015/16 Applied Annual Charges
A ⁽¹⁾	Citywide	N/A	Per parcel/dwelling unit	48,246	\$ 87.50	\$ 87.50	\$ 87.50	\$ 87.50
C ⁽¹⁾	Citywide	N/A	Per parcel	47,025	\$ 9.00	\$ 9.00	\$ 9.00	\$ 9.00
D ⁽²⁾	Citywide	N/A	Per parcel	11,437	varies	varies	varies	varies
E-7	Centerpointe	Standard	Per acre	48	\$ 725.59	\$ 725.59	\$ 730.88	\$ 730.88
E-8	Promontory Park	Standard	Per parcel	404	\$ 566.76	\$ 542.52	\$ 570.89	\$ 542.52
			Per condo unit	225	\$ 200.64	\$ 192.06	\$ 202.10	\$ 192.06
M ⁽³⁾	Citywide	Standard	Per parcel	83	varies	varies	varies	varies
S	Citywide	Standard	Per front linear foot	131	\$ 2,988,733	\$ 2,988,733	\$ 3,010,550	\$ 3,010,550
⁽¹⁾ No approved inflationary adjustment								
⁽²⁾ Certain Zone D tracts do not have an approved inflationary adjustment								
⁽³⁾ Initial Zone M rate per median is calculated based on the square footage of landscaping to be maintained. The cost is spread proportionately to the adjacent parcels approving the rate by linear footage or acreage.								
⁽⁴⁾ Maximum Rate increased by 0.73% inflationary adjustment								

The Annual Levy Report (“Report”) (Attachment 7) more fully describes each zone, including the services funded, the method of calculation of the rate, annual budget and improvements by zone, the maximum and applied rate proposed for each parcel, and an annual update through March of the current fiscal year. The Report is included as Attachment 7. The attachment excludes the listing of the proposed levy for each Assessor’s Parcel Number due to the size of the assessment roll. A complete Report is on file in the office of the Secretary of the CSD Board (City Clerk) and can be found on the City’s website. Below is a summary of each zone:

Zone A is a parcel tax that funds park and community services citywide. All properties within the City boundaries are levied this tax to help offset costs associated with current programs and to provide upkeep on parks and park facilities. The parcel tax for this zone does not have an inflationary adjustment. The FY 2015/16 proposed maximum and applied rate is \$87.50 per dwelling unit (residential), nonresidential parcels

(commercial and industrial), and undeveloped parcels. (The FY 2014/15 applied rate is \$87.50.) The total proposed applied amount for the Zone is \$4,930,450.

The FY 2015/16 proposed budget for the Zone is approximately \$9,300,000, of which the proposed Zone A applied rate represents 52%. The balance of the budget is funded through charges for service, rental income, other property tax revenue, and approximately \$522,000 from the General Fund.

Zone C is a parcel tax that funds the operation of arterial street lighting and intersection lighting on major roadways throughout the City. All properties within the City are levied this tax except those located within the boundaries of the Edgemont CSD. (Properties within the Edgemont CSD contribute to an independent District for street light services.) The parcel tax for this zone does not have an inflationary adjustment. For FY 2015/16, the proposed maximum and applied rate for each parcel in the CSD is \$9.00. (The FY 2014/15 applied rate is \$9.00.) The total proposed applied amount for the Zone is \$423,225.

The FY 2015/16 proposed budget for the Zone is approximately \$1,000,000, of which the proposed Zone C applied rate represents 42%. The balance of the budget is funded through advanced energy fees, other property tax revenue, and approximately \$206,000 from the General Fund.

Zone D is a parcel charge that funds the maintenance of public landscaping at the perimeters, entry statements, and/or medians of designated residential tract developments. Of the 106 tracts/developments within this zone, 28 do not have an inflationary adjustment. The proposed maximum and applied rates for FY 2015/16 are listed in the Zone D Resolution (Attachment 3). In all but a few cases, it is recommended that the applied rate equal the maximum rate. Where surplus funds are available, the proposed applied rate is less than the maximum rate. The total proposed applied amount for the Zone is \$1,184,485.96.

Zone E is a parcel charge that funds the maintenance of public landscaping for subzones E-7 (Centerpointe) and E-8 (Promontory Park). The proposed maximum and applied rates for the subzones are listed in the Zone E Resolution (Attachment 4). The total proposed applied amount for the Zone is \$383,095.96.

Zone M is a parcel charge that funds the maintenance of public landscaping in improved landscaped medians. The proposed maximum and applied rates are included in the Zone M Resolution (Attachment 5). In all but a few cases, it is recommended that the applied rate equal the maximum rate. Where surplus funds are available, the proposed applied rate is less than the maximum rate. The total proposed applied amount for the Zone is \$157,079.82.

The FY 2015/16 proposed budget includes \$105,881 for the General Fund's annual share for medians maintained on behalf of the City (i.e. certain medians were constructed without an offsetting revenue stream to support their maintenance).

Zone S is a parcel charge that funds the maintenance services for certain public landscape improvements along Sunnymead Boulevard between Frederick Street and Perris Boulevard. The proposed maximum and applied rate is \$3.010550 per front linear footage, which includes the 0.73% inflation factor (Attachment 6). (The FY 2014/15 applied rate is \$2.988733 per front linear footage). The total proposed applied amount for the Zone is \$57,300.22.

ALTERNATIVES

1. **Conduct a Public Hearing. If a majority of the property owners have not submitted written protest, adopt the proposed resolutions.** The proposed resolutions set the proposed maximum and applied rates for CSD Zones A, C, D, E, M, and S which will provide a revenue stream to support park and community services (Zone A), arterial street lighting services (Zone C), and maintenance of public landscaping (Zones D, E, M, and S). Annual approval of the resolutions is required before the County of Riverside can levy the rates on the property tax rolls. *This alternative is consistent with Government Code Section 61115.*
2. **Conduct the Public Hearing. If a majority of the property owners have not submitted written protest, do not adopt the proposed resolutions.** *This alternative will leave the City without sufficient funding to support the programs and services the zones were created to provide.*
3. **Conduct the Public Hearing.** If a majority of the property owners submit written protest, the CSD cannot approve the resolutions or continue the levy of the rates on the property tax rolls. *This alternative will leave the City without sufficient funding to support the programs and services the zones were created to provide.*
4. **Open the Public Hearing and continue it to a future regular City Council meeting.** *This alternative will meet the Public Hearing requirements required by Government Code Section 61115, but could prevent the City from meeting the County of Riverside's submission deadline for inclusion on the 2015/16 property tax bills without incurring additional costs.*

FISCAL IMPACT

If approved, total projected revenue received from the applied rates for the CSD Zones is \$7,135,636.96. The proposed General Fund contribution is projected to be \$834,630. Property owners pay the CSD parcel taxes and charges as a part of their annual property tax bill. Annual parcel taxes and charges, including inflationary adjustments where applied, have been approved by the affected property owners through prior proceedings.

The annual inflation factor is based on the percentage change calculated for the prior calendar year in the Los Angeles-Riverside-Orange County Regional Consumer Price Index (CPI), as published by the Department of Labor's Bureau of Labor Statistics. For FY 2015/16, the CPI adjustment is 0.73%.

District	Description	Proposed Applied	General Fund Obligation	General Fund Subsidy
Zone A	Parks & Community Services	\$ 4,930,450.00	\$ -	\$ 522,000.00
Zone C	Arterial and Intersection Street Lighting	\$ 423,225.00	\$ -	\$ 206,749.00
Zone D	Parkway Landscape Maintenance	\$ 1,184,485.96	\$ -	\$ -
Zone E	Extensive Landscape Maintenance	\$ 383,095.96	\$ -	\$ -
Zone M	Landscape Maintenance (medians)	\$ 157,079.82	\$ 105,881.00	\$ -
Zone S	Sunnymead Blvd	\$ 57,300.22	\$ -	\$ -
Total		\$ 7,135,636.96	\$ 105,881.00	\$ 728,749.00

Funds collected for each zone are restricted and can only be used in the zone and for the purposes for which they are collected. Approving annual parcel taxes and charges less than those proposed may require a decrease to both the level and quality of service from that provided during FY 2014/15. The service levels may be adjusted according to the approved funding level.

NOTIFICATION

The week of May 18, 2015, property owners of 48,252 parcels were mailed notification of the Public Hearing. Information was presented in both English and Spanish. Advertising for the Public Hearing was published in The Press-Enterprise on May 21 and again on May 28, 2015.

The Annual Levy Report is available from the City Clerk's office and is also accessible from the Special Districts Division's webpage (www.moval.org/sd).

PREPARATION OF STAFF REPORT

Prepared By:
Candace E. Cassel
Special Districts Division Manager

Department Head Approval:
Richard Teichert
Chief Financial Officer/City Treasurer

Concurred By:
Betsy Adams
Parks & Community Services Director

CITY COUNCIL GOALS

Public Facilities and Capital Projects. Ensure that needed public facilities, roadway improvements, and other infrastructure improvements are constructed and maintained.

Positive Environment. Create a positive environment for the development of Moreno Valley's future.

Community Image, Neighborhood Pride and Cleanliness. Promote a sense of community pride and foster an excellent image about our City by developing and executing programs which will result in quality development, enhanced neighborhood preservation efforts, including home rehabilitation and neighborhood restoration.

ATTACHMENTS

- 1. Resolution 2015-20_CSD Zone A
- 2. Resolution 2015-21_CSD Zone C
- 3. Resolution 2015-22_CSD Zone D
- 4. Resolution 2015-23_CSD Zone E
- 5. Resolution 2015-24_CSD Zone M
- 6. Resolution 2015-25_CSD Zone S
- 7. CSD Annual Levy Report

APPROVALS

Budget Officer Approval	<u>✓ Approved</u>	5/29/15 11:01 AM
City Attorney Approval	<u>✓ Approved</u>	6/03/15 8:17 AM
City Manager Approval	<u>✓ Approved</u>	6/03/15 9:14 AM

Zone A
Fund 68 4271

RESOLUTION NO. CSD 2015-20

A RESOLUTION OF THE MORENO VALLEY COMMUNITY SERVICES DISTRICT OF THE CITY OF MORENO VALLEY, CALIFORNIA, APPROVING THE CALCULATION OF THE MAXIMUM AND APPLIED PARCEL TAX FOR PROVIDING ZONE A (PARKS AND COMMUNITY SERVICES) SERVICES DURING FISCAL YEAR 2015/16

WHEREAS, the Moreno Valley Community Services District (“CSD”) provides improvements and maintenance for parks and community services within the CSD and provides funding for such services, in part, through the collection of the CSD Zone A parcel tax; and

WHEREAS, the Community Services District Law of the State of California, California Government Code Section 61000 et seq. provides that such services may be funded, in whole or in part, by taxes which may be collected on the tax roll in the same manner, by the same persons, at the same time as, and together with and not separately from, the general property taxes collected by the County for the benefit of the CSD; and

WHEREAS, the City Council, acting in its capacity as Board of Directors of the CSD (“CSD Board”), has determined that it is in the best interest of the CSD to have its taxes for Zone A (Parks and Community Services) be so collected on the Riverside County tax roll; and

WHEREAS, the CSD Board has determined that continuing the calculation and application of the tax as previously approved for each assessable parcel of real property or per actual dwelling unit within CSD Zone A will provide the necessary and equitable revenue stream to fund parks and community services by the CSD for Fiscal Year 2015/16; and

WHEREAS, a report identifying each assessable parcel of real property subject to the tax, and the tax which is to be levied against each such parcel for Fiscal Year 2015/16 (the “Report”), is on file in the Office of the Secretary of the CSD (City Clerk), available for public inspection, and is incorporated herein by reference; and

WHEREAS, notice of the filing of the Report, and of a hearing thereon, has been given as required by law; and

WHEREAS, the CSD Board has held said hearing, at which all persons wishing to be heard were heard, and at which hearing the CSD Board heard and considered all objections and protests, if any.

1
Resolution No. CSD 2015-20
Date Adopted: June 9, 2015

Attachment: Resolution 2015-20_CSD Zone A [Revision 4] (1473 : PUBLIC HEARING TO CONSIDER RESOLUTIONS TO CONTINUE MORENO

NOW, THEREFORE, THE MORENO VALLEY COMMUNITY SERVICES DISTRICT OF THE CITY OF MORENO VALLEY, CALIFORNIA, DOES HEREBY RESOLVE AS FOLLOWS:

1. The maximum and applied tax rate, as set forth in the Report, for Fiscal Year 2015/16 to fund the costs of furnishing parks and community services within the CSD is eighty-seven dollars and fifty cents (\$87.50) per assessable parcel of real property or per actual dwelling unit.

2. The tax is hereby confirmed for each parcel of real property within CSD Zone A, as set forth in the Report, as such Report may have been modified by order of the CSD Board.

3. The Chief Financial Officer is hereby authorized to adjust the amount in the Report to the extent that the adjustment is warranted due to adjustments in the number of dwelling units and corrected or new parcel numbers prior to submission for inclusion on the Riverside County tax roll.

4. The taxes set forth in the Report, as herein confirmed, shall be collected on the Riverside County tax roll at the same time and in the same manner as ad valorem property taxes and shall be subject to the same penalties, procedure, sale and lien priority in any case of delinquency as applicable for ad valorem taxes; provided, however, the CSD may utilize a direct billing procedure for any tax that cannot be collected on the Riverside County tax roll or may, by resolution, elect to collect the taxes at a different time or in a different manner if necessary to meet its financial obligations, and if so collected, a delinquent penalty of 10% of the tax will attach at 5:00 pm on the date the tax becomes delinquent and interest at 1.5% per month of the delinquent tax will attach on July 1st after the delinquency date and the first of each month thereafter until such tax is paid.

5. As set forth in Resolution CSD 97-01, the existing Zone A parcel taxes are exempt from the requirements of Proposition 218 (Articles XIII C and XIII D of the California Constitution) so long as they are not increased and therefore are not subject to voter ratification at this time.

6. The Secretary of the CSD is hereby ordered to forward a certified copy of this Resolution and of the Report to the County of Riverside and to take such actions as are required for the collection of the tax.

2
Resolution No. CSD 2015-20
Date Adopted: June 9, 2015

APPROVED AND ADOPTED this 9th day of June, 2015.

Mayor of the City of Moreno Valley,
Acting in the capacity of President of the
Moreno Valley Community Services District

ATTEST:

City Clerk, acting in the capacity of
Secretary of the Moreno Valley
Community Services District

APPROVED AS TO FORM:

City Attorney, acting in the capacity
of General Counsel of the Moreno
Valley Community Services District

3
Resolution No. CSD 2015-20
Date Adopted: June 9, 2015

Attachment: Resolution 2015-20_CSD Zone A [Revision 4] (1473 : PUBLIC HEARING TO CONSIDER RESOLUTIONS TO CONTINUE MORENO

RESOLUTION JURAT

STATE OF CALIFORNIA)
COUNTY OF RIVERSIDE) ss.
CITY OF MORENO VALLEY)

I, Jane Halstead, Secretary of the Moreno Valley Community Services District, Moreno Valley, California do hereby certify that Resolution No. CSD 2015-20 was duly and regularly adopted by the Board of Directors of the Moreno Valley Community Services District at a regular meeting held on the 9th day of June, 2015, by the following vote:

AYES:

NOES:

ABSENT:

ABSTAIN:

(Boardmembers, Vice-President and President)

SECRETARY

(SEAL)

4
Resolution No. CSD 2015-20
Date Adopted: June 9, 2015

Attachment: Resolution 2015-20_CSD Zone A [Revision 4] (1473 : PUBLIC HEARING TO CONSIDER RESOLUTIONS TO CONTINUE MORENO

Zone C
Fund 68 4274

RESOLUTION NO. CSD 2015-21

A RESOLUTION OF THE MORENO VALLEY COMMUNITY SERVICES DISTRICT OF THE CITY OF MORENO VALLEY, CALIFORNIA, APPROVING THE CALCULATION OF THE MAXIMUM AND APPLIED PARCEL TAX FOR PROVIDING ZONE C (ARTERIAL STREET LIGHTING AND INTERSECTION LIGHTING) SERVICES DURING FISCAL YEAR 2015/16

WHEREAS, the Moreno Valley Community Services District (“CSD”) provides for the energy, pole, and maintenance costs for intersection and arterial street lighting services within the CSD and provides funding for such services, in part, through the collection of the CSD Zone C parcel tax; and

WHEREAS, the Community Services District Law of the State of California, California Government Code Section 61000 et seq. provides that such services may be funded, in whole or in part, by taxes which may be collected on the tax roll in the same manner, by the same persons, at the same time as, and together with and not separately from, the general property taxes collected by the County for the benefit of the CSD; and

WHEREAS, the City Council, acting in its capacity as Board of Directors of the CSD (“CSD Board”), has determined that it is in the best interest of the CSD to have its taxes for Zone C (Arterial Street Lighting and Intersection Lighting) services be so collected on the Riverside County tax roll; and

WHEREAS, the CSD Board has determined that continuing the calculation and application of the tax as previously approved for each assessable parcel of real property within CSD Zone C, excluding properties in the Edgemont Community Services District, will provide the necessary and equitable revenue stream to fund the arterial and intersection street lighting services by the CSD for Fiscal Year 2015/16; and

WHEREAS, a report identifying each assessable parcel of real property subject to the tax, and the tax which is to be levied against each such parcel for Fiscal Year 2015/16 (the “Report”), is on file in the Office of the Secretary of the CSD (City Clerk), available for public inspection, and is incorporated herein by reference; and

WHEREAS, notice of the filing of the Report, and of a hearing thereon, has been given as required by law; and

WHEREAS, the CSD Board has held said hearing, at which all persons wishing to be heard were heard, and at which hearing the CSD Board heard and considered all objections and protests, if any.

1
Resolution No. CSD 2015-21
Date Adopted: June 9, 2015

Attachment: Resolution 2015-21_CSD Zone C [Revision 3] (1473 : PUBLIC HEARING TO CONSIDER RESOLUTIONS TO CONTINUE MORENO

NOW, THEREFORE, THE MORENO VALLEY COMMUNITY SERVICES DISTRICT OF THE CITY OF MORENO VALLEY, CALIFORNIA, DOES HEREBY RESOLVE AS FOLLOWS:

1. The maximum and applied tax rate, as set forth in the Report, for Fiscal Year 2015/16 to fund the costs of furnishing arterial and intersection street lighting services within the CSD is nine dollars (\$9.00) per assessable parcel of real property.

2. The tax is hereby confirmed for each parcel of real property within CSD Zone C, as set forth in the Report, as such Report may have been modified by order of the CSD Board.

3. The Chief Financial Officer is hereby authorized to adjust the amount in the Report to the extent that the adjustment is warranted due to corrections or parcel changes in the zone prior to submission for inclusion on the Riverside County tax roll.

4. The taxes set forth in the Report, as herein confirmed, shall be collected on the Riverside County tax roll at the same time and in the same manner as ad valorem property taxes and shall be subject to the same penalties, procedure, sale and lien priority in any case of delinquency as applicable for ad valorem taxes; provided, however, the CSD may utilize a direct billing procedure for any tax that cannot be collected on the Riverside County tax roll or may, by resolution, elect to collect the taxes at a different time or in a different manner if necessary to meet its financial obligations, and if so collected, a delinquent penalty of 10% of the tax will attach at 5:00 pm on the date the tax becomes delinquent and interest at 1.5% per month of the delinquent tax will attach on July 1st after the delinquency date and the first of each month thereafter until such tax is paid.

5. As set forth in Resolution CSD 97-01, the existing Zone C parcel taxes are exempt from the requirements of Proposition 218 (Articles XIII C and XIII D of the California Constitution) so long as they are not increased and therefore are not subject to voter ratification at this time.

6. The Secretary of the CSD is hereby ordered to forward a certified copy of this Resolution and of the Report to the County of Riverside and to take such actions as are required for the collection of the tax.

2
Resolution No. CSD 2015-21
Date Adopted: June 9, 2015

APPROVED AND ADOPTED this 9th day of June, 2015.

Mayor of the City of Moreno Valley,
Acting in the capacity of President of the
Moreno Valley Community Services District

ATTEST:

City Clerk, acting in the capacity of
Secretary of the Moreno Valley
Community Services District

APPROVED AS TO FORM:

City Attorney, acting in the capacity
of General Counsel of the Moreno
Valley Community Services District

3
Resolution No. CSD 2015-21
Date Adopted: June 9, 2015

Attachment: Resolution 2015-21_CSD Zone C [Revision 3] (1473 : PUBLIC HEARING TO CONSIDER RESOLUTIONS TO CONTINUE MORENO

RESOLUTION JURAT

STATE OF CALIFORNIA)
COUNTY OF RIVERSIDE) ss.
CITY OF MORENO VALLEY)

I, Jane Halstead, Secretary of the Moreno Valley Community Services District, Moreno Valley, California do hereby certify that Resolution No. CSD 2015-21 was duly and regularly adopted by the Board of Directors of the Moreno Valley Community Services District at a regular meeting held on the 9th day of June, 2015, by the following vote:

AYES:

NOES:

ABSENT:

ABSTAIN:

(Boardmembers, Vice-President and President)

SECRETARY

(SEAL)

4
Resolution No. CSD 2015-21
Date Adopted: June 9, 2015

Attachment: Resolution 2015-21_CSD Zone C [Revision 3] (1473 : PUBLIC HEARING TO CONSIDER RESOLUTIONS TO CONTINUE MORENO

Zone D
Fund 68 4275

RESOLUTION NO. CSD 2015-22

A RESOLUTION OF THE MORENO VALLEY COMMUNITY SERVICES DISTRICT OF THE CITY OF MORENO VALLEY, CALIFORNIA, APPROVING THE CALCULATION OF THE MAXIMUM AND APPLIED PARCEL CHARGES FOR PROVIDING ZONE D (PARKWAY LANDSCAPE MAINTENANCE) SERVICES DURING FISCAL YEAR 2015/16

WHEREAS, the Moreno Valley Community Services District (“CSD”) provides improvements and maintenance for parkway and median landscape within the CSD and provides funding for such services through the collection of the CSD Zone D parcel charges; and

WHEREAS, the Community Services District Law of the State of California, California Government Code Section 61000 et seq. provides that such services may be funded, in whole or in part, by charges which may be collected on the tax roll in the same manner, by the same persons, at the same time as, and together with and not separately from, the general property taxes collected by the County for the benefit of the CSD; and

WHEREAS, the City Council, acting in its capacity as Board of Directors of the CSD (“CSD Board”), has determined that it is in the best interest of the CSD to have its charges for Zone D (Parkway Landscape Maintenance) be so collected on the Riverside County tax roll; and

WHEREAS, the CSD Board has determined that continuing the calculation of the charges, including a Consumer Price Adjustment (“CPI”) adjustment (if applicable), as previously approved by the property owners for each assessable parcel of real property within CSD Zone D will provide the necessary and equitable revenue stream to fund the parkway landscape maintenance services by the CSD for Fiscal Year 2015/16; and

WHEREAS, a report identifying each assessable parcel of real property subject to the charge, and the charge which is to be levied against each such parcel for Fiscal Year 2015/16 (the “Report”), is on file in the Office of the Secretary to the CSD (City Clerk), available for public inspection, and incorporated herein by reference; and

WHEREAS, notice of the filing of the Report, and of a hearing thereon, has been given as required by law; and

WHEREAS, the CSD Board has held said hearing, at which all persons wishing to be heard were heard, and at which hearing the CSD Board heard and considered all

1
Resolution No. CSD 2015-22
Date Adopted: June 9, 2015

Attachment: Resolution 2015-22_CSD Zone D [Revision 5] (1473 : PUBLIC HEARING TO CONSIDER RESOLUTIONS TO CONTINUE MORENO

objections and protests, if any.

NOW, THEREFORE, THE MORENO VALLEY COMMUNITY SERVICES DISTRICT OF THE CITY OF MORENO VALLEY, CALIFORNIA, DOES HEREBY RESOLVE AS FOLLOWS:

1. The maximum and applied charges, as set forth in the Report, for Fiscal Year 2015/16 to fund the costs of furnishing parkway landscape maintenance services per assessable parcel of real property within the CSD are identified in Exhibit "A" attached hereto.

2. The maximum and applied charges are hereby confirmed for each assessable parcel of real property within CSD Zone D, as set forth in the Report, as such Report may have been modified by order of the CSD Board.

3. The Chief Financial Officer is hereby authorized to adjust the amount in the Report to the extent that the adjustment is warranted due to corrections or parcel changes in the zone prior to submission of the charges for inclusion on the Riverside County tax roll.

4. The charges set forth in the Report, as herein confirmed, shall be collected on the Riverside County tax roll at the same time and in the same manner as ad valorem property taxes and shall be subject to the same penalties, procedure, sale and lien priority in any case of delinquency as applicable for ad valorem taxes; provided, however, the CSD may utilize a direct billing procedure for any charge that cannot be collected on the Riverside County tax roll or may, by resolution, elect to collect the charges at a different time or in a different manner if necessary to meet its financial obligations, and if so collected, a delinquent penalty of 10% of the charge will attach at 5:00 pm on the date the charge becomes delinquent and interest at 1.5% per month of the delinquent charge will attach on July 1st after the delinquency date and the first of each month thereafter until such charge is paid.

5. As set forth in Resolution CSD 97-05, the existing Zone D parcel charges are exempt from the requirements of Proposition 218 (Articles XIII C and XIII D of the California Constitution) so long as they are not increased and are therefore are not subject to voter ratification at this time.

6. The Secretary of the CSD is hereby ordered to forward a certified copy of this Resolution and of the Report to the County of Riverside and to take such actions as are required for the collection of the charges.

2
Resolution No. CSD 2015-22
Date Adopted: June 9, 2015

APPROVED AND ADOPTED this 9th day of June, 2015.

Mayor of the City of Moreno Valley,
Acting in the capacity of President of the
Moreno Valley Community Services District

ATTEST:

City Clerk, acting in the capacity of
Secretary of the Moreno Valley
Community Services District

APPROVED AS TO FORM:

City Attorney, acting in the capacity
of General Counsel of the Moreno
Valley Community Services District

3
Resolution No. CSD 2015-22
Date Adopted: June 9, 2015

Attachment: Resolution 2015-22_CSD Zone D [Revision 5] (1473 : PUBLIC HEARING TO CONSIDER RESOLUTIONS TO CONTINUE MORENO

RESOLUTION JURAT

STATE OF CALIFORNIA)
COUNTY OF RIVERSIDE) ss.
CITY OF MORENO VALLEY)

I, Jane Halstead, Secretary of the Moreno Valley Community Services District, Moreno Valley, California do hereby certify that Resolution No. CSD 2015-22 was duly and regularly adopted by the Board of Directors of the Moreno Valley Community Services District at a regular meeting held on the 9th day of June, 2015, by the following vote:

AYES:

NOES:

ABSENT:

ABSTAIN:

(Boardmembers, Vice-President and President)

SECRETARY

(SEAL)

4
Resolution No. CSD 2015-22
Date Adopted: June 9, 2015

Attachment: Resolution 2015-22_CSD Zone D [Revision 5] (1473 : PUBLIC HEARING TO CONSIDER RESOLUTIONS TO CONTINUE MORENO

Exhibit A

Zone D (Landscape Maintenance) FY 2015/16 Maximum and Applied Charges					
Tract Number	Maximum Charges ⁽³⁾	Applied Charges ⁽⁴⁾	Tract Number	Maximum Charges ⁽³⁾	Applied Charges ⁽⁴⁾
10191/18468	\$ 75.52	\$ 75.52	19675	\$ 87.55	\$ 87.54
11848	91.92	91.92	19685	76.60	76.60
12305 ⁽¹⁾	57.00	57.00	19799	292.64	292.64
12608	208.99	-	19852	74.15	72.80
12773	87.55	87.54	19862	162.12	162.12
12902	78.80	78.80	19912	90.81	90.80
13576/19080/19081	35.00	35.00	19937	117.21	117.20
13585 ⁽¹⁾	57.00	57.00	19957	74.15	74.14
14387/12268 ⁽¹⁾	57.00	57.00	20030	109.56	109.56
15387 ⁽¹⁾	57.00	57.00	20032 ⁽¹⁾	57.00	57.00
15433	98.51	98.50	20072	95.66	95.66
16768	70.03	70.02	20120	102.90	102.90
16769	66.74	66.74	20197 ⁽¹⁾	57.00	57.00
16770 ⁽¹⁾	57.00	57.00	20272	136.85	136.84
17033	189.50	189.50	20301 ⁽¹⁾	57.00	57.00
17176 ⁽¹⁾	57.00	57.00	20404	112.86	110.78
17334	370.92	370.92	20525 ⁽¹⁾	57.00	57.00
17387 ⁽¹⁾	57.00	57.00	20552 ⁽¹⁾	57.00	57.00
17457	86.44	86.44	20660	115.03	115.02
17867 ⁽¹⁾	57.00	57.00	20715	101.03	101.02
18283 ⁽¹⁾	57.00	57.00	20718	152.25	149.44
18512/21322	88.12	88.12	20859	70.94	70.94
18784/20906	190.27	186.78	20869 ⁽¹⁾	57.00	57.00
18930	84.27	84.26	20941	112.84	112.84
19032	207.93	134.28	21113 ⁽¹⁾	57.00	57.00
19141	82.07	82.06	21332	105.06	105.06
19142 ⁽¹⁾	57.00	57.00	21333	227.93	226.28
19143 ⁽¹⁾	57.00	57.00	21345	124.88	124.88
19208	79.52	79.52	21597	508.54	479.32
19210	74.42	74.42	21616	406.16	398.68
19233 ⁽¹⁾	57.00	57.00	21737	230.10	230.10
19363 ⁽¹⁾	57.00	57.00	21806	75.52	75.52
19434 ⁽¹⁾	57.00	57.00	22093	185.65	185.64
19474 ⁽¹⁾	57.00	57.00	22180	265.55	-
19496	70.03	70.02	22276	213.24	213.24
19500	79.87	79.86	22277	289.22	287.12
19509 ⁽¹⁾	57.00	57.00	22371	313.31	313.30
19518/18372 ⁽¹⁾	57.00	57.00	22889	203.60	203.60
19529	76.60	76.60	22999 ⁽¹⁾	67.00	67.00
19533 ⁽¹⁾	57.00	57.00	23046 ⁽¹⁾	183.00	183.00
19541	101.79	101.78	24721 ⁽¹⁾	57.00	57.00
19551	103.19	103.18	27251/-1 ⁽²⁾	-	-

Exhibit A - 1

5
Resolution No. CSD 2015-22
Date Adopted: June 9, 2015

Exhibit A

Zone D (Landscape Maintenance) FY 2015/16 Maximum and Applied Charges					
Tract Number	Maximum Charges ⁽³⁾	Applied Charges ⁽⁴⁾	Tract Number	Maximum Charges ⁽³⁾	Applied Charges ⁽⁴⁾
27526	175.26	175.26	31305	533.27	-
28882	\$ 112.84	\$ 112.84	31424	\$ 235.35	\$ 231.02
29038	65.64	65.64	31591	497.47	488.30
30027	216.07	216.06	32005	120.40	-
30967	502.50	483.90	32018	74.42	74.42
31129	146.40	140.98	32625	1,075.19	1,035.38
31257	1,149.58	1,128.38	32715	981.62	574.72
31268	198.23	198.22	33436	45.13	-
31269	235.35	235.34	33637	319.30	-
31269-1	323.18	317.22	33962	531.11	-
31284	136.63	136.62	4-Custom Homes	609.59	-
<p>⁽¹⁾ An annual inflation adjustment has not been approved by the property owners.</p> <p>⁽²⁾ Tract 27251/-1 was annexed into LMD 2014-02 (May 12, 2015), replacing the Zone D charge.</p> <p>⁽³⁾ Maximum rate increased by 0.73% inflationary adjustment.</p> <p>⁽⁴⁾ There are 106 Tract/Developments subject to the Zone D charge; however, only 98 Tracts are to be levied in FY 2015/16. The determination to levy the Zone D charge is dependent on whether improvements adjacent to the development have been or are being constructed.</p>					

Exhibit A - 2

6
Resolution No. CSD 2015-22
Date Adopted: June 9, 2015

Zone E
Fund 68 4276

RESOLUTION NO. CSD 2015-23

A RESOLUTION OF THE MORENO VALLEY COMMUNITY SERVICES DISTRICT OF THE CITY OF MORENO VALLEY, CALIFORNIA, APPROVING THE CALCULATION OF THE MAXIMUM AND APPLIED PARCEL CHARGES FOR PROVIDING ZONE E (EXTENSIVE LANDSCAPE MAINTENANCE) SERVICES DURING FISCAL YEAR 2015/16

WHEREAS, the Moreno Valley Community Services District (“CSD”) provides improvements for and maintenance of landscaped parkways, open space, and medians within the CSD and provides funding for such services through the collection of the CSD Zone E parcel charges; and

WHEREAS, the Community Services District Law of the State of California, California Government Code Section 61000 et seq. provides that such services may be funded, in whole or in part, by charges which may be collected on the tax roll in the same manner, by the same persons, at the same time as, and together with and not separately from, the general property taxes collected by the County for the benefit the CSD; and

WHEREAS, the City Council, acting in its capacity as Board of Directors of the CSD (“CSD Board”), has determined that it is in the best interest of the CSD to have its charges for Zone E (Extensive Landscape Maintenance) be so collected on the Riverside County tax roll; and

WHEREAS, the CSD Board has determined that continuing the calculation, including a Consumer Price Adjustment (“CPI”) adjustment, as previously approved by the property owners for each assessable parcel of real property within CSD Zone E will provide the necessary and equitable revenue stream to fund extensive landscape maintenance services by the CSD for Fiscal Year 2015/16; and

WHEREAS, a report identifying each assessable parcel of real property subject to the charge and the charge which is to be levied against each such parcel for Fiscal Year 2015/16 (the “Report”), is on file in the Office of the Secretary to the CSD (City Clerk), available for public inspection, and is incorporated herein by reference; and

WHEREAS, notice of the filing of the Report, and of a hearing thereon, has been given as required by law; and

WHEREAS, the CSD Board has held said hearing, at which all persons wishing to be heard were heard, and at which hearing the CSD Board heard and considered all objections and protests, if any.

1
Resolution No. CSD 2015-23
Date Adopted: June 9, 2015

Attachment: Resolution 2015-23_CSD Zone E [Revision 3] (1473 : PUBLIC HEARING TO CONSIDER RESOLUTIONS TO CONTINUE MORENO

NOW, THEREFORE, THE MORENO VALLEY COMMUNITY SERVICES DISTRICT OF THE CITY OF MORENO VALLEY, CALIFORNIA, DOES HEREBY RESOLVE AS FOLLOWS:

1. The maximum and applied charges, as set forth in the Report, for Fiscal Year 2015/16 to fund the costs of furnishing extensive landscape maintenance services per assessable parcel of real property within the CSD are identified in the table below.

Zone E (Extensive Landscape Maintenance)
FY 2015/16 Maximum and Applied Annual Charges

Zone E	Specific Plan or Major Development	Charge Category	Maximum Charges	Applied Charges
E-7	Centerpointe	Per acre	\$730.88	\$730.88
E-8	Promontory Park	Per single family dwelling parcel	570.89	542.52
		Per condo unit	202.10	192.06

2. The maximum and applied charges are hereby confirmed for each assessable parcel of real property within CSD Zone E, as set forth in the Report, as such Report may have been modified by order of the CSD Board.

3. The Chief Financial Officer is hereby authorized to adjust the amounts in the Report to the extent that the adjustment is warranted due to corrections or parcel changes in the zone prior to submission of the charges for inclusion on the Riverside County tax roll.

4. The charges set forth in the Report, as herein confirmed, shall be collected on the Riverside County tax roll at the same time and in the same manner as ad valorem property taxes and shall be subject to the same penalties, procedure, sale and lien priority in any case of delinquency as applicable for ad valorem taxes; provided, however, the CSD may utilize a direct billing procedure for any charge that cannot be collected on the Riverside County tax roll or may, by resolution, elect to collect the charges at a different time or in a different manner if necessary to meet its financial obligations, and if so collected, a delinquent penalty of 10% of the charge will attach at 5:00 pm on the date the charge becomes delinquent and interest at 1.5% per month of the delinquent charge will attach on July 1st after the delinquency date and the first of each month thereafter until such charge is paid.

5. As set forth in Resolution CSD 97-06, the existing Zone E parcel charges are exempt from the requirements of Proposition 218 (Articles XIII C and XIII D of the California Constitution) so long as they are not increased and are therefore are not subject to voter ratification at this time.

6. The Secretary of the CSD is hereby ordered to forward a certified copy of this Resolution and of the Report to the County of Riverside and to take such actions as are required for the collection of the charges.

2
Resolution No. CSD 2015-23
Date Adopted: June 9, 2015

APPROVED AND ADOPTED this 9th day of June, 2015.

Mayor of the City of Moreno Valley,
Acting in the capacity of President of the
Moreno Valley Community Services District

ATTEST:

City Clerk, acting in the capacity of
Secretary of the Moreno Valley
Community Services District

APPROVED AS TO FORM:

City Attorney, acting in the capacity
of General Counsel of the Moreno
Valley Community Services District

3
Resolution No. CSD 2015-23
Date Adopted: June 9, 2015

Attachment: Resolution 2015-23_CSD Zone E [Revision 3] (1473 : PUBLIC HEARING TO CONSIDER RESOLUTIONS TO CONTINUE MORENO

RESOLUTION JURAT

STATE OF CALIFORNIA)
COUNTY OF RIVERSIDE) ss.
CITY OF MORENO VALLEY)

I, Jane Halstead, Secretary of the Moreno Valley Community Services District, Moreno Valley, California do hereby certify that Resolution No. CSD 2015-23 was duly and regularly adopted by the Board of Directors of the Moreno Valley Community Services District at a regular meeting held on the 9th day of June, 2015, by the following vote:

AYES:

NOES:

ABSENT:

ABSTAIN:

(Boardmembers, Vice-President and President)

SECRETARY

(SEAL)

4
Resolution No. CSD 2015-23
Date Adopted: June 9, 2015

Attachment: Resolution 2015-23_CSD Zone E [Revision 3] (1473 : PUBLIC HEARING TO CONSIDER RESOLUTIONS TO CONTINUE MORENO

Zone M
Fund 68 4283

RESOLUTION NO. CSD 2015-24

A RESOLUTION OF THE MORENO VALLEY COMMUNITY SERVICES DISTRICT OF THE CITY OF MORENO VALLEY, CALIFORNIA, APPROVING THE CALCULATION OF THE MAXIMUM AND APPLIED PARCEL CHARGES FOR PROVIDING ZONE M (COMMERCIAL/INDUSTRIAL/MULTIFAMILY IMPROVED MEDIAN MAINTENANCE) SERVICES DURING FISCAL YEAR 2015/16

WHEREAS, the Moreno Valley Community Services District (“CSD”) provides improvements to and maintenance for commercial/industrial/multifamily improved medians within the CSD and provides funding for such services through the collection of the CSD Zone M parcel charges; and

WHEREAS, the Community Services District Law of the State of California, California Government Code Section 61000 et seq. provides that such services may be funded, in whole or in part, by charges which may be collected on the tax roll in the same manner, by the same persons, at the same time as, and together with and not separately from, the general property taxes collected by the County for the benefit of the CSD; and

WHEREAS, the City Council, acting in its capacity as Board of Directors of the CSD (“CSD Board”), has determined that it is in the best interest of the CSD to have its charges for Zone M (Commercial/Industrial/Multifamily Improved Median Maintenance) be so collected on the Riverside County tax roll; and

WHEREAS, the CSD Board has determined that continuing the calculation of the charges, including a Consumer Price Adjustment (“CPI”) adjustment (if applicable), as previously approved by the property owners for each assessable parcel of real property within CSD Zone M will provide the necessary and equitable revenue stream to fund landscape maintenance to improved medians by the CSD for Fiscal Year 2015/16; and

WHEREAS, a report identifying each assessable parcel of real property subject to the charge and the charge which is to be levied against each such parcel for Fiscal Year 2015/16 (the “Report”), is on file in the Office of the Secretary to the CSD (City Clerk), available for public inspection, and is incorporated herein by reference; and

WHEREAS, notice of the filing of the Report, and of a hearing thereon, has been given as required by law; and

WHEREAS, the CSD Board has held said hearing, at which all persons wishing to be heard were heard, and at which hearing the CSD Board heard and considered all objections and protests, if any.

1
Resolution No. CSD 2015-24
Date Adopted: June 9, 2015

Attachment: Resolution 2015-24_CSD Zone M [Revision 3] (1473 : PUBLIC HEARING TO CONSIDER RESOLUTIONS TO CONTINUE MORENO

NOW, THEREFORE, THE MORENO VALLEY COMMUNITY SERVICES DISTRICT OF THE CITY OF MORENO VALLEY, CALIFORNIA, DOES HEREBY RESOLVE AS FOLLOWS:

1. The maximum and applied charges, as set forth in the Report, for Fiscal Year 2015/16 to fund the costs of furnishing landscape maintenance services to medians within the CSD are identified in Exhibit "A" attached hereto.

2. The maximum and applied charges are hereby confirmed for each assessable parcel of real property within CSD Zone M, as set forth in the Report, as such Report may have been modified by order of the CSD Board.

3. The Chief Financial Officer is hereby authorized to adjust the amounts in the Report to the extent that the adjustment is warranted due to corrections or parcel changes in the zone prior to submission of the charges for inclusion on the Riverside County tax roll.

4. The charges set forth in the Report, as herein confirmed, shall be collected on the Riverside County tax roll at the same time and in the same manner as ad valorem property taxes and shall be subject to the same penalties, procedure, sale and lien priority in any case of delinquency as applicable for ad valorem taxes; provided, however, the CSD may utilize a direct billing procedure for any charge that cannot be collected on the Riverside County tax roll or may, by resolution, elect to collect the charges at a different time or in a different manner if necessary to meet its financial obligations, and if so collected, a delinquent penalty of 10% of the charge will attach at 5:00 pm on the date the charge becomes delinquent and interest at 1.5% per month of the delinquent charge will attach on July 1st after the delinquency date and the first of each month thereafter until such charge is paid.

5. The Secretary of the CSD is hereby ordered to forward a certified copy of this Resolution and of the Report to the County of Riverside and to take such actions as are required for the collection of the charges.

2
Resolution No. CSD 2015-24
Date Adopted: June 9, 2015

APPROVED AND ADOPTED this 9th day of June, 2015.

Mayor of the City of Moreno Valley,
Acting in the capacity of President of the
Moreno Valley Community Services District

ATTEST:

City Clerk, acting in the capacity of
Secretary of the Moreno Valley
Community Services District

APPROVED AS TO FORM:

City Attorney, acting in the capacity
of General Counsel of the Moreno
Valley Community Services District

3
Resolution No. CSD 2015-24
Date Adopted: June 9, 2015

Attachment: Resolution 2015-24_CSD Zone M [Revision 3] (1473 : PUBLIC HEARING TO CONSIDER RESOLUTIONS TO CONTINUE MORENO

RESOLUTION JURAT

STATE OF CALIFORNIA)
COUNTY OF RIVERSIDE) ss.
CITY OF MORENO VALLEY)

I, Jane Halstead, Secretary of the Moreno Valley Community Services District, Moreno Valley, California do hereby certify that Resolution No. CSD 2015-24 was duly and regularly adopted by the Board of Directors of the Moreno Valley Community Services District at a regular meeting held on the 9th day of June, 2015, by the following vote:

AYES:

NOES:

ABSENT:

ABSTAIN:

(Boardmembers, Vice-President and President)

SECRETARY

(SEAL)

4
Resolution No. CSD 2015-24
Date Adopted: June 9, 2015

Attachment: Resolution 2015-24_CSD Zone M [Revision 3] (1473 : PUBLIC HEARING TO CONSIDER RESOLUTIONS TO CONTINUE MORENO

Exhibit A

Zone M (Commercial, Industrial and/or Multifamily Median Maintenance) FY 2015/16 Maximum and Applied Charges

Assessor's Parcel Number (APN)	Maximum Charges	Applied Charges ⁽²⁾	Assessor's Parcel Number (APN)	Maximum Charges	Applied Charges ⁽²⁾
263-111-046	\$ 2,498.78	\$ -	312-360-006	\$ 2,167.68	\$ 2,087.44
291-191-024	368.21	365.54	312-360-007	846.92	815.58
291-192-025	480.09	476.62	312-360-008	798.45	768.90
292-230-006	233.40	-	312-360-009	886.92	854.10
292-230-055	397.79	-	312-360-010	896.59	863.40
296-280-020	1,878.07	1,864.46	312-360-011	719.71	693.08
296-300-005	2,463.95	2,446.10	316-020-046	10,314.51	6,785.90
296-300-007	645.16	640.48	316-200-033	2,269.35	163.64
297-100-066	837.67	806.66	316-200-034	4,826.42	348.04
297-100-079	398.48	383.72	316-200-035	2,032.92	146.60
297-120-002	1,055.37	213.48	316-210-074	2,026.39	2,011.70
297-120-003	763.82	154.18	316-210-085	1,292.73	1,283.36
297-120-011	1,593.49	367.72	316-210-086	1,489.01	1,478.22
297-120-012	1,593.49	367.72	474-120-037	3,419.38	-
297-120-016	5,586.09	5,379.28	478-070-029	8,122.19	-
297-130-039 ⁽¹⁾	798.00	798.00	478-430-031	2,677.36	-
297-130-041 ⁽¹⁾	1,957.00	1,957.00	479-070-050	1,735.96	1,735.96
297-130-042 ⁽¹⁾	1,610.00	1,610.00	482-190-022	145.24	144.18
297-130-046	2,201.77	2,185.82	482-190-023	37.27	37.00
297-130-064	907.41	900.84	482-540-030	433.96	417.90
297-140-049	1,238.39	1,229.42	482-700-001	417.51	414.48
297-140-050	1,273.47	1,264.24	482-700-005	417.51	414.48
297-140-052	1,120.03	1,111.92	484-020-023	6,406.99	6,360.56
297-141-001	236.16	234.44	484-020-024	7,830.64	7,773.90
297-141-002	236.16	234.44	484-020-026	3,025.90	2,913.90
297-141-003	236.16	234.44	484-030-015	1,698.35	-
297-141-004	236.16	234.44	484-030-020	666.29	-
297-141-005	236.16	234.44	484-030-022	666.29	-
297-141-006	236.16	234.44	484-242-020	3,211.17	-
297-150-056	21,130.16	4,815.26	485-081-035	339.71	327.14
297-170-004	3,912.58	3,884.22	485-081-036	239.26	230.40
297-170-027	1,663.98	1,651.92	485-081-037	76.30	73.48
297-170-067	15,729.28	15,615.28	485-081-038	142.27	137.00
297-170-069	11,668.74	11,584.18	485-081-039	77.59	74.72
297-170-076	1,607.72	1,596.06	485-081-040	347.91	335.04
312-020-017	1,711.85	1,711.84	485-220-030	2,169.99	2,169.98
312-020-018	1,631.82	1,631.82	485-220-031	325.44	325.44
312-020-020	636.72	636.72	486-070-004	3,205.67	3,087.00
312-250-046	3,967.37	3,938.62	486-070-012	279.60	269.26
312-250-049	266.98	134.82	486-070-013	277.06	266.82
312-270-036	2,840.71	2,820.12	486-070-016	3,205.67	3,087.00
312-360-001	1,526.71	1,470.20	486-240-015	2,940.82	-
312-360-002	718.47	691.88	486-240-016	7,628.72	-
312-360-003	491.90	473.70	486-250-021	8,762.24	8,437.84
312-360-004	1,724.20	1,660.38	486-250-024	8,459.19	8,146.02
312-360-005	1,338.90	1,289.34	486-250-025	303.00	291.78

Exhibit A - 1

5
Resolution No. CSD 2015-24
Date Adopted: June 9, 2015

Exhibit A

Zone M (Commercial, Industrial and/or Multifamily Median Maintenance) FY 2015/16 Maximum and Applied Charges

Assessor's Parcel Number (APN)	Maximum Charges	Applied Charges ⁽²⁾	Assessor's Parcel Number (APN)	Maximum Charges	Applied Charges ⁽²⁾
486-280-051	\$ 10,510.75	\$ -	488-400-013	\$ 927.07	\$ -
488-210-028	1,348.39	-	488-400-014	62.71	-
488-350-035	7,399.11	1,820.02	488-400-015	52.56	-
488-350-041	35,029.34	7,315.54	488-400-016	275.27	-
488-350-047	2,994.43	636.82	488-400-017	159.87	-
488-400-001	2,263.10	-	488-400-018	117.38	-
488-400-002	133.56	-	488-400-019	214.51	-
488-400-003	1,522.22	-	488-400-020	186.20	-
488-400-004	408.86	-	488-400-021	1,074.83	-
488-400-005	378.50	-	488-400-022	157.85	-
488-400-006	354.22	-	488-400-023	493.86	-
488-400-007	404.80	-	488-400-024	289.40	-
488-400-008	119.38	-	488-400-025	105.21	-
488-400-009	386.58	-	488-400-026	382.56	-
488-400-010	309.66	-	488-400-027	12.09	-
488-400-011	74.85	-	488-400-028	378.48	-
488-400-012	145.70	-			

⁽¹⁾ An annual inflation adjustment has not been approved by the property owners.

⁽²⁾ There are 125 parcels subject to the Zone M charge; however, only 83 parcels are being levied. The determination to levy the Zone M charge is dependent on whether improvements adjacent to the parcel have been or are being constructed.

Exhibit A - 2

6
Resolution No. CSD 2015-24
Date Adopted: June 9, 2015

Zone S
Fund 68 4270

RESOLUTION NO. CSD 2015-25

A RESOLUTION OF THE MORENO VALLEY COMMUNITY SERVICES DISTRICT OF THE CITY OF MORENO VALLEY, CALIFORNIA, APPROVING THE CALCULATION OF THE MAXIMUM AND APPLIED RATE FOR PROVIDING ZONE S (SUNNYMEAD BOULEVARD MAINTENANCE) SERVICES DURING FISCAL YEAR 2015/16

WHEREAS, the Moreno Valley Community Services District (“CSD”) provides improvements for and maintenance of certain parkway and median landscaping and improvements along Sunnymead Boulevard, from Frederick Street to Perris Boulevard that were installed in participation with the City of Moreno Valley (City) and the former Redevelopment Agency of the City and provides funding for such services through CSD Zone S; and

WHEREAS, the Community Services District Law of the State of California, California Government Code Section 61000 et seq. provides that such services may be funded, in whole or in part, by charges which may be collected on the tax roll in the same manner, by the same persons, at the same time as, and together with and not separately from, the general property taxes collected by the County for the benefit of the CSD; and

WHEREAS, the City Council, acting in its capacity as Board of Directors of the CSD (“CSD Board”), has determined that it is in the best interest of the CSD to have its charges for Zone S (Sunnymead Boulevard Maintenance for certain improvements along Sunnymead Boulevard from Frederick Street to Perris Boulevard) be so collected on the Riverside County tax roll; and

WHEREAS, the CSD Board has determined that continuing the calculation of the rate, including a Consumer Price Adjustment (“CPI”) adjustment as previously approved by the property owners, and application of the charge for each assessable parcel of real property within CSD Zone S will provide the necessary and equitable revenue stream to fund ongoing maintenance of certain improvements along Sunnymead Boulevard from Frederick Street to Perris Boulevard by the CSD for Fiscal Year 2015/16; and

WHEREAS, a report identifying each assessable parcel of real property subject to the rate, and the calculated charge which is to be levied against each such parcel for Fiscal Year 2015/16 (the “Report”), is on file in the Office of the Secretary to the CSD (City Clerk), available for public inspection, and incorporated herein by reference; and

WHEREAS, notice of the filing of the Report, and of a hearing thereon, has been given as required by law; and

1
Resolution No. CSD 2015-25
Date Adopted: June 9, 2015

Attachment: Resolution 2015-25_CSD Zone S [Revision 5] (1473 : PUBLIC HEARING TO CONSIDER RESOLUTIONS TO CONTINUE MORENO

WHEREAS, the CSD Board has held said hearing, at which time all persons wishing to be heard were heard, and at which hearing the CSD Board heard and considered all objections and protests, if any.

NOW, THEREFORE, THE MORENO VALLEY COMMUNITY SERVICES DISTRICT OF THE CITY OF MORENO VALLEY, CALIFORNIA, DOES HEREBY RESOLVE AS FOLLOWS:

1. The maximum and applied rate, as set forth in the Report, for Fiscal Year 2015/16 to fund the costs of ongoing maintenance of certain improvements along Sunnymead Boulevard from Frederick Street to Perris Boulevard within the CSD is \$3.010550 per front linear foot.
2. The maximum and applied charge is hereby confirmed for each assessable parcel of real property within CSD Zone S, as set forth in the Report, as such Report may have been modified by order of the CSD Board.
3. The Chief Financial Officer is hereby authorized to adjust the amounts in the Report to the extent that the adjustment is warranted due to corrections or parcel changes in the zone prior to submission of the charges for inclusion on the Riverside County tax roll.
4. The charges set forth in the Report, as herein confirmed, shall be collected on the Riverside County tax roll at the same time and in the same manner as ad valorem property taxes and shall be subject to the same penalties, procedure, sale and lien priority in any case of delinquency as applicable for ad valorem taxes; provided, however, the CSD may utilize a direct billing procedure for any charge that cannot be collected on the Riverside County tax roll or may, by resolution, elect to collect the charges at a different time or in a different manner if necessary to meet its financial obligations, and if so collected, a delinquent penalty of 10% of the charge will attach at 5:00 pm on the date the charge becomes delinquent and interest at 1.5% per month of the delinquent charge will attach on July 1st after the delinquency date and the first of each month thereafter until such charge is paid.
5. The Secretary of the CSD is hereby ordered to forward a certified copy of this Resolution and of the Report to the County of Riverside and to take such actions as are required for the collection of the charge.

2
Resolution No. CSD 2015-25
Date Adopted: June 9, 2015

APPROVED AND ADOPTED this 9th day of June, 2015.

Mayor of the City of Moreno Valley,
Acting in the capacity of President of the
Moreno Valley Community Services District

ATTEST:

City Clerk, acting in the capacity of
Secretary of the Moreno Valley
Community Services District

APPROVED AS TO FORM:

City Attorney, acting in the capacity
of General Counsel of the Moreno
Valley Community Services District

3
Resolution No. CSD 2015-25
Date Adopted: June 9, 2015

Attachment: Resolution 2015-25_CSD Zone S [Revision 5] (1473 : PUBLIC HEARING TO CONSIDER RESOLUTIONS TO CONTINUE MORENO

RESOLUTION JURAT

STATE OF CALIFORNIA)
COUNTY OF RIVERSIDE) ss.
CITY OF MORENO VALLEY)

I, Jane Halstead, Secretary of the Moreno Valley Community Services District, Moreno Valley, California do hereby certify that Resolution No. CSD 2015-25 was duly and regularly adopted by the Board of Directors of the Moreno Valley Community Services District at a regular meeting held on the 9th day of June, 2015, by the following vote:

AYES:

NOES:

ABSENT:

ABSTAIN:

(Boardmembers, Vice-President and President)

SECRETARY

(SEAL)

4
Resolution No. CSD 2015-25
Date Adopted: June 9, 2015

Attachment: Resolution 2015-25_CSD Zone S [Revision 5] (1473 : PUBLIC HEARING TO CONSIDER RESOLUTIONS TO CONTINUE MORENO

CITY OF MORENO VALLEY, CALIFORNIA
COMMUNITY SERVICES DISTRICT

ANNUAL REPORT
FOR FISCAL YEAR 2015/16



Report Date:
MAY 2015

Prepared by:
FINANCIAL & MANAGEMENT SERVICES DEPARTMENT
SPECIAL DISTRICTS DIVISION

Table of Contents

- I. INTRODUCTION 1
- II. ANNUAL UPDATE..... 3
- III. ZONE DESCRIPTIONS..... 5
 - A. ZONE A (Parks & Community Services) 5
 - B. ZONE C (Arterial Street and Intersection Lighting)..... 5
 - C. ZONE D (Parkway Landscape Maintenance) 7
 - D. ZONE E (Extensive Landscape Maintenance) 7
 - E. ZONE M (Commercial, Industrial, and/or Multifamily Median Maintenance)..... 8
 - F. ZONE S (Sunnymead Boulevard Maintenance)..... 8
- IV. METHOD OF ANNUAL PARCEL TAX/CHARGE CALCULATION..... 10
 - A. ZONE A (Parks & Community Services) 10
 - B. ZONE C (Arterial Street and Intersection Lighting)..... 11
 - C. ZONE D (Parkway Landscape Maintenance) 11
 - D. ZONE E (Extensive Landscape Maintenance) 14
 - E. ZONE M (Commercial, Industrial and/or Multifamily Median Maintenance)..... 14
 - F. ZONE S (Sunnymead Boulevard Maintenance)..... 17
- APPENDIX A: NOTICE TO PROPERTY OWNERS A-1
- APPENDIX B: BUDGET B-1
- APPENDIX C: BOUNDARY MAPS C-1
- APPENDIX D: IMPROVEMENTS D-1
- APPENDIX E: SERVICE GUIDELINES..... E-1
- APPENDIX F: ASSESSMENT ROLL F-1

Attachment: CSD Annual Levy Report [Revision 1] (1473 : PUBLIC HEARING TO CONSIDER RESOLUTIONS TO CONTINUE MORENO VALLEY

I. INTRODUCTION

The Moreno Valley Community Services District (“CSD” or “District”) was created by a vote of the citizens of Moreno Valley at the time the City incorporated in 1984. The District was formed under Division 3 of Title 6 of the California Government Code, which allows the CSD to collect taxes, charges, and/or assessments for providing specific services. The purpose of the District was to continue to provide services that had been formerly provided by the County of Riverside through County Service Areas and funded through the collection of annual taxes, charges, and/or assessments. The CSD is a dependent special district of the City, and the Moreno Valley City Council serves as the Board of Directors of the CSD. The boundaries of the CSD are the same as those of the City. Parks and community services, and street lighting services formerly provided by the County were assumed by Zones A and B, respectively.

On June 23, 1987, the City Council of the City of Moreno Valley (“City”), acting in its capacity as the CSD Board of Directors (“CSD Board”), approved the establishment of Zone C (Arterial Street and Intersection Lighting), Zone D (Landscape Maintenance), and Zone E (Extensive Landscape Maintenance) within the District. On March 25, 2003, the CSD Board approved the establishment of Zone M (Commercial, Industrial, and/or Multifamily Median Maintenance). On December 13, 2005, the CSD Board approved the establishment of Zone S (Sunnymead Boulevard Maintenance). Each zone provides a level of service based upon the annual taxes, charges, and/or assessments received. Only those parcels that have previously approved inclusion into a zone are subject to the annual taxes, charges, and/or assessments for that zone.

Proposition 218, approved as a constitutional amendment in the November 5, 1996 election, specifically addresses the ability of public agencies to collect taxes, charges, and/or assessments. The City has reviewed Proposition 218 with respect to the CSD collection process. Based upon this review, it has been determined that the CSD taxes, charges, and/or assessments, as currently collected, are in compliance with Proposition 218. Any future increase beyond what the property owners/voters have already approved will require approval by the property owners through a mail ballot proceeding, which will be conducted in accordance with Proposition 218 guidelines and the CSD Board approved Policy For Conducting Mail Ballot Proceedings, which was originally adopted on January 9, 2001 (as most recently amended on February 23, 2010).

To clarify the status of certain CSD charges levied in connection with the CSD Zones, the CSD Board established two assessment districts pursuant to the Landscape and Lighting Act of 1972 (Section 22500 et seq. of the California Streets and Highways Code) to replace and succeed certain zones within the CSD, with no increase in the assessment amount levied, as previously approved by the property owners.

On May 27, 2014, the CSD Board adopted Resolution No. CSD 2014-08, forming Moreno Valley Community Services District Lighting Maintenance District No. 2014-01 (“LMD 2014-01”) to replace and succeed Zone B. The LMD 2014-01 annual assessment replaced the Zone B charge on the property tax bill. Discussion regarding

the residential street light program can be found in the Annual Assessment Engineer's Report for LMD 2014-01.

On May 27, 2014 the CSD Board also adopted Resolution No. CSD 2014-09, forming Moreno Valley Community Services District Landscape Maintenance District No. 2014-02 ("LMD 2014-02") to replace and succeed certain Zone E charges. The LMD 2014-02 annual assessments replaced the Zone E charge on the property tax bill for the zones that are included in LMD 2014-02. Discussion regarding the successor zones can be found in the Annual Assessment Engineer's Report for LMD 2014-02.

This Annual Report ("Report") documents the FY 2015/16 CSD taxes, charges, and/or assessments. All property owners who are currently subject to taxes, charges, and/or assessments were sent a notice similar to that of [Appendix A](#).

II. ANNUAL UPDATE

The CSD provides special programs such as parks and community services; arterial and intersection street lighting; and median, open space, and parkway landscape maintenance. The City's Special Districts Division administers the collection of the CSD taxes, charges, and/or assessments and works to provide cost savings and improved services throughout the year. Some of these actions include:

- Development and mailing of an Annual Update to all property owners, which highlights the services provided, accomplishments completed during the preceding year, and provides updates on improvements or subjects that affect the service areas.
- Enhancing the Special Districts Division webpage to include:
 - boundary maps of the parcels in the CSD;
 - service level guidelines;
 - Special Financing Districts Property Lookup - a tool that allows the user to access the City levied taxes, charges, and/or assessments that a given parcel is subject to; and
 - integration of the City's Moreno Valley Map Viewer into the Special Financing Districts Property Lookup tool. The Map Viewer allows the user to see the general location of the landscape improvements that are maintained with the funding received from the annual landscape charges or assessments.
 - Information on how to report street light outages directly to the utility provider.
- Creation of a direct access point to the Division webpage (www.moval.org/sd).
- Providing a landscape service request form on the City's website, (www.moval.org - on the main page under the Online Services tab) for ease of reporting service requests.
- Developed a Broken Sprinkler request form on the City's website (www.moval.org – on the main page under the Online Services tab) to encourage the public to report broken or leaking sprinklers in City maintained areas.
- Standardizing maintenance service schedules to ensure landscaping is being maintained on a consistent basis.
- Continual refinement of the competitive proposal process for maintenance contracts.
- Continual review and monitoring of maintenance contracts to provide efficiencies and reduce costs including combining landscape maintenance zones under one contract for cost and administration efficiencies for both the City and contractors.
- Establishing a single point of contact for property owner inquiries (specialdistricts@moval.org).

- Spearheading the Coalition for Affordable Street Lights (“CASL”) to represent the City of Moreno Valley, along with other cities, in general rate cases which may affect street light costs. The cities of Torrance, Rancho Cucamonga, Huntington Beach, and Murrieta have been participating in CASL’s efforts to evaluate SCE’s 2015 Phase 1 application.

The following provides a brief summary of activities performed through the end of March 2015:

91	Landscape Service Requests
122	Different landscape areas administered and managed
176	Tree and/or stumps removed
300	Flats of groundcover replaced
536	City Processed Street Light Repair Requests ^{1,2}
1,923	Trees trimmed
2,375	Cubic Yards of mulch installed
173	Underground Service Alerts ²
2,029,971 ^{+/-}	Square feet of maintained landscape areas
¹ Excludes customer requests made directly to the utility provider.	
² Includes requests for all special financing districts within the city (CSD and LMD).	

III. ZONE DESCRIPTIONS

The purpose of the zones is to provide stable revenue sources to fund the ongoing operation and maintenance of the improvements.

A. ZONE A (PARKS & COMMUNITY SERVICES)

I. BOUNDARIES

The boundaries for Zone A encompass the entire City. All assessable (taxable) properties within the City boundaries are levied this parcel tax to support the services outlined below. A map showing the boundaries of Zone A is included in [Appendix C](#), and is also on file at the office of and available online from the Financial & Management Services Department, Special Districts Division (www.moval.org/sd).

II. IMPROVEMENTS AND SERVICES

Prior to City incorporation, the County of Riverside formed certain County Service Areas to provide parks and community services above the level that was generally provided by the County of Riverside. At the time of City incorporation, CSD Zone A was formed to continue to provide the enhanced level of parks and community services. Services funded by the Parks & Community Services Department include maintenance of approximately 598 acres of citywide parkland and 35 park sites; 5 facilities, 90 youth, teen and adult recreation activities, and 20 special events; the July 4th Annual FunFest and Sights and Sounds of Liberty Parade; the Senior Center which offers 35 senior activities/programs and 32 Senior Center annual special events; the Child's Place after school program which has 5 different sites; and 10 miles of improved multi-use trails. Certain areas within the City may also participate in Community Facilities District No. 1, which provides funding for the maintenance of facilities and additional services beyond those provided by Zone A. Detailed design plans and specifications for park facilities are on file in the office of the Parks & Community Services Department.

B. ZONE C (ARTERIAL STREET AND INTERSECTION LIGHTING)

I. BOUNDARIES

The boundaries for Zone C encompass the entire City. All assessable (taxable) properties within the City boundaries are levied this parcel tax to support the services of both arterial and intersection street lighting with the exception of those parcels within the boundaries of the Edgemont Community Services District ("ECSD"). The ECSD provides its own arterial and intersection street lighting service. A map identifying the boundaries of Zone C is included in [Appendix C](#), and is also on file at the office of and available online from the Financial & Management Services Department, Special Districts Division (www.moval.org/sd).

II. IMPROVEMENTS AND SERVICES

Although the City is under no duty or legal obligation to illuminate its streets, Zone C was established to provide funding for arterial street lighting and intersection lighting on major roadways throughout the zone. The location of each street light within the CSD

can be found by using the City’s map viewer at http://www.moreno-valley.ca.us/city_hall/city_maps.shtml. From the Moreno Valley Map Viewer, the user should select “Base Map” in the top right corner, and select “more map layers” under “Map Themes”. To expand the map layers, select “Operations”, expand “Operations” and select “Street Lights”. The facilities can be viewed when the map scale is less than 10,000. The following provides a summary of the existing street light improvements, which are funded by Zone C as of March 2015. Detailed design plans and specifications for the street lights are on file in the office of the Public Works Department.

Zone C Street Light Inventory

Southern California Edison	
HPSV 5800 lumen (LS-1)	4
HPSV 9500 lumen (LS-1)	136
HPSV 22000 lumen (LS-1)	2142
HPSV 27500 lumen (LS-1)	9
LS-3 Meters	154
Moreno Valley Electric Utility	
HPSV 22000 lumen (LS-1)	542
LS-3 Meters	38

C. ZONE D (PARKWAY LANDSCAPE MAINTENANCE)

I. BOUNDARIES

The boundaries for Zone D encompass the entire City; however, only parcels within identified residential tracts or development areas receiving services are levied a charge. A map, identifying the boundaries of Zone D and the parcels subject to the zone charge, is included in [Appendix C](#) and is also on file at the office of and available online from the Financial & Management Services Department, Special Districts Division (www.moval.org/sd).

I. IMPROVEMENTS AND SERVICES

Zone D was formed to provide a funding source for the maintenance services of landscape improvements where specific residential tracts or development areas have installed landscaped perimeters, entry statements, or medians within the City's right-of-way or in landscape easement areas and have requested the CSD maintain the improvements on behalf of the property owners. A general summary of the improvements, equipment, and locations for each residential tract are set forth in [Appendix D](#). The general location of the improvements can also be found by using the City's map viewer at http://www.moreno-valley.ca.us/city_hall/city_maps.shtml. From the map viewer, select "Base Map" in the top right hand corner, and select "Special Districts" under "Map Themes"..

The improvements are scheduled to be maintained per the CSD Zone D General Service Level Guidelines as set forth in [Appendix E](#). Based on these guidelines, the maintenance service levels are provided based on available funding. Detailed design plans and specifications for the landscape improvements are on file in the office of the Financial & Management Services Department, Special Districts Division.

D. ZONE E (EXTENSIVE LANDSCAPE MAINTENANCE)

I. BOUNDARIES

The boundaries and the parcels subject to the zone charge for Zone E's two subzones, Zone E-7 and Zone E-8, are depicted on the map included in [Appendix C](#). The map is also on file at the office of and available online from the Financial & Management Services Department, Special Districts Division (www.moval.org/sd).

II. IMPROVEMENTS AND SERVICES

Zone E was formed to provide a funding source for the landscape maintenance services where specific areas or subzones have installed extensive landscaping in and around specific major residential/commercial development areas within the City's right-of-way or in landscape easement areas and have requested the CSD maintain the improvements on behalf of the property owners. A general summary of the improvements and locations for each area are set forth in [Appendix D](#). The general location of the improvements can also be found by using the City's map viewer at http://www.moreno-valley.ca.us/city_hall/city_maps.shtml. From the map viewer, select "Base Map" in the top right hand corner, and select "Special Districts" under "Map Themes".

The improvements are scheduled to be maintained per the CSD Zone E General Service Level Guidelines as set forth in [Appendix E](#). Based on these guidelines, the maintenance service levels are provided based on available funding. Detailed design plans and specifications for the landscape improvements are on file in the office of the Financial & Management Services Department, Special Districts Division.

E. ZONE M (COMMERCIAL, INDUSTRIAL, AND/OR MULTIFAMILY MEDIAN MAINTENANCE)

I. BOUNDARIES

The boundaries for Zone M encompass the entire City; however, only those parcels that have approved the annual charge through a mail ballot proceeding are levied a charge. A map, identifying the boundaries of Zone M and the parcels subject to the zone charge, is included in [Appendix C](#) and is also on file at the office of and available online from the Financial & Management Services Department, Special Districts Division (www.moval.org/sd).

II. IMPROVEMENTS AND SERVICES

Zone M was formed to provide a funding source for the landscape maintenance services where specific commercial, industrial, or multifamily projects have installed and/or are conditioned to provide funding for the ongoing maintenance of those landscaped medians within the City's right-of-way. A general summary of the improvements, equipment, and locations are set forth in [Appendix D](#). The general location of the improvements can also be found by using the City's map viewer at http://www.moreno-valley.ca.us/city_hall/city_maps.shtml. From the map viewer, select "Base Map" in the top right hand corner, and select "Special Districts" under "Map Themes".

The maintenance service levels are provided based on available funding. Detailed design plans and specifications for the landscape improvements are on file in the office of the Financial & Management Services Department, Special Districts Division.

F. ZONE S (SUNNYMEAD BOULEVARD MAINTENANCE)

I. BOUNDARIES

The boundaries of Zone S include parcels fronting Sunnymead Boulevard from Frederick Street to Perris Boulevard. A map, identifying the boundaries of Zone S and the parcels subject to the zone charge, is included in [Appendix C](#) and is also on file at the office of and available online from the Financial & Management Services Department, Special Districts Division (www.moval.org/sd).

I. IMPROVEMENTS AND SERVICES

Zone S was formed to provide a funding source for landscape maintenance services for parcels along Sunnymead Boulevard. In participation with the City and the former Redevelopment Agency of the City of Moreno Valley, certain parkway and median improvements were installed within the City's right-of-way. The CSD maintains the improvements installed as part of the former Redevelopment Agency's revitalization

project on behalf of the property owners. The maintenance is funded through the Zone S annual charge. A general summary of the improvements, equipment, and locations are set forth in [Appendix D](#). The general location of the improvements can also be found by using the City's map viewer http://www.moreno-valley.ca.us/city_hall/city_maps.shtml. From the map viewer, select "Base Map" in the top right hand corner, and select "Special Districts" under "Map Themes".

The maintenance service levels are provided based on available funding. Detailed design plans and specifications for the landscape improvements are on file in the office of the Financial & Management Services Department, Special Districts Division.

IV.METHOD OF ANNUAL PARCEL TAX/CHARGE CALCULATION

This section of the Report presents the FY 2015/16 parcel taxes/charges for each zone of the CSD and a brief description of the method (formula) used for calculating the parcel taxes/charges. The parcel taxes/charges are calculated according to the cost to provide for the operation and maintenance of the improvements within the zones along with any applicable administration costs. A list containing the assessor's parcel number ("APN") and the corresponding applied taxes, charges, and/or assessments for each zone is provided in [Appendix F](#).

As noted in the following sections, annual inflation adjustments may be authorized by the CSD Board and applied to the taxes, charges, and/or assessments each year, if property owner's have previously approved such adjustments. The maximum annual inflation adjustment is based on the Department of Labor, Bureau of Labor Statistics, Regional Consumer Price Index for All Urban Consumers for Los Angeles-Riverside-Orange County ("CPI"), or another identified index. The following table provides a history of the CPI.

Calendar Year	CPI Adjustment	Fiscal Year Applied
2008	0.10%	2009/10
2009	1.83%	2010/11
2010	1.34%	2011/12
2011	2.17%	2012/13
2012	1.93%	2013/14
2013	1.14%	2014/15
2014	0.73%	2015/16

A. ZONE A (PARKS & COMMUNITY SERVICES)

Prior to Proposition 218, the calculation of the applied Zone A parcel tax was derived by dividing the total estimated budget by the total number of residential parcels and number of actual dwelling units, nonresidential parcels, and undeveloped parcels. Although costs to provide the services have increased and exceeds revenues to fund operations and maintenance, the parcel tax for Zone A has remained at \$87.50 per parcel/dwelling unit since FY 1992/93. Current funding shortfalls have been met with contributions from the use of existing fund balances or contributions from the City's General Fund. The FY 2015/16 proposed budget includes an allocation of \$522,000 from the General Fund to support the parks and community services programs.

The Zone A parcel tax is \$87.50 per dwelling unit or nonresidential or undeveloped taxable parcel. The total amount levied on the FY 2014/15 property tax bills was \$4,929,837.50. The total proposed maximum and applied amount to be levied on the property tax bills for FY 2015/16 is \$4,930,450. There is **no increase** in the parcel tax for FY 2015/16; an annual inflation adjustment has not been approved for this zone.

B. ZONE C (ARTERIAL STREET AND INTERSECTION LIGHTING)

Prior to the passage of Proposition 218, the method of parcel tax calculation was based on the estimated annual budget divided by the total number of taxable parcels within the CSD, excluding those parcels in the ECSD. Although costs to provide the services to operate arterial and intersection street lights have increased, the parcel tax for Zone C has remained constant at \$9.00 per parcel since FY 1996/97.

In FY 2010/11, all remaining Zone C fund balances were used to continue the operation and maintenance of arterial and intersection street light services. Zone C received a contribution from the General Fund of \$90,000 for FY 2011/12. Each year since, Zone C has required an additional contribution from the General Fund. Zone C will require contributions from the General Fund in future years unless the cost of operations and maintenance levels is reduced or an additional funding source is identified. The City Council authorized the subsidy of the arterial and intersection street lighting program from the General Fund through FY 2014/15. The FY 2015/16 proposed budget includes an allocation of \$206,749 from the General Fund to continue the current level of arterial street lighting services.

The Zone C parcel tax is \$9.00 per taxable parcel. The total amount levied on the FY 2014/15 property tax bills was \$423,198. The total proposed maximum and applied amount to be levied on the property tax bills for FY 2015/16 is \$423,225. There is **no increase** in the parcel tax for FY 2015/16; an annual inflation adjustment has not been approved for this zone.

C. ZONE D (PARKWAY LANDSCAPE MAINTENANCE)

The cost per parcel or unit of property is calculated by the estimated cost of operations and maintenance for each tract divided by the number of parcels/units within the tract. Tracts where the operational and maintenance costs exceed the revenue collected from current charges, available fund balances are used until a Proposition 218 mail ballot proceeding can be conducted to seek approval to increase the annual charge. In compliance with Proposition 218, mail ballot proceedings are conducted for landscape maintenance services for new residential developments or to increase the charge for existing tracts where actual costs exceed revenue received from the charges generated by that tract. Certain tracts within this zone have approved an annual CPI adjustment. The following table provides a summary of FY 2014/15's maximum and applied charges in addition to the FY 2015/16 proposed maximum and applied charges. The total amount levied on the FY 2014/15 property tax bills was \$1,178,285.98. The total proposed amount to be levied on the property tax bills for FY 2015/16 is \$1,184,485.96.

Zone D						
Tract Number	FY 2014/15 Maximum Charges	FY 2014/15 Applied Charges	Proposed FY 2015/16 Maximum Charges	Proposed FY 2015/16 Applied Charges	Proposed FY 2015/16 Total Levy	
10191/18468	\$74.98	\$74.98	\$75.52	\$75.52	\$5,815.04	
11848	91.26	91.26	91.92	91.92	5,699.04	
12305 ⁽¹⁾	57.00	57.00	57.00	57.00	5,586.00	
12608	207.48	0.00	208.99	0.00	0.00	
12773	86.92	85.94	87.55	87.54	14,006.40	

Zone D					
Tract Number	FY 2014/15 Maximum Charges	FY 2014/15 Applied Charges	Proposed FY 2015/16 Maximum Charges	Proposed FY 2015/16 Applied Charges	Proposed FY 2015/16 Total Levy
12902	78.23	78.22	78.80	78.80	6,304.00
13576/19080/19081	34.75	34.74	35.00	35.00	11,620.00
13585 ⁽¹⁾	57.00	57.00	57.00	57.00	4,617.00
14387/12268 ⁽¹⁾	57.00	57.00	57.00	57.00	10,032.00
15387 ⁽¹⁾	57.00	57.00	57.00	57.00	5,700.00
15433	97.80	96.70	98.51	98.50	13,593.00
16768	69.53	69.52	70.03	70.02	7,352.10
16769	66.26	66.26	66.74	66.74	10,411.44
16770 ⁽¹⁾	57.00	57.00	57.00	57.00	3,990.00
17033	188.13	188.12	189.50	189.50	7,201.00
17176 ⁽¹⁾	57.00	57.00	57.00	57.00	7,866.00
17334	368.24	368.24	370.92	370.92	21,142.44
17387 ⁽¹⁾	57.00	57.00	57.00	57.00	2,109.00
17457	85.82	85.82	86.44	86.44	3,457.60
17867 ⁽¹⁾	57.00	57.00	57.00	57.00	11,115.00
18283 ⁽¹⁾	57.00	57.00	57.00	57.00	30,666.00
18512/21322	87.49	86.50	88.12	88.12	45,734.28
18784/20906	188.90	186.78	190.27	186.78	25,588.86
18930	83.66	83.66	84.27	84.26	24,856.70
19032	206.43	134.28	207.93	134.28	15,173.64
19141	81.48	81.48	82.07	82.06	5,087.72
19142 ⁽¹⁾	57.00	57.00	57.00	57.00	2,850.00
19143 ⁽¹⁾	57.00	57.00	57.00	57.00	2,907.00
19208	78.95	78.06	79.52	79.52	12,166.56
19210	73.89	73.88	74.42	74.42	9,079.24
19233 ⁽¹⁾	57.00	57.00	57.00	57.00	7,353.00
19363 ⁽¹⁾	57.00	57.00	57.00	57.00	8,607.00
19434 ⁽¹⁾	57.00	57.00	57.00	57.00	8,892.00
19474 ⁽¹⁾	57.00	57.00	57.00	57.00	6,840.00
19496	69.53	69.52	70.03	70.02	3,150.90
19500	79.30	79.30	79.87	79.86	3,194.40
19509 ⁽¹⁾	57.00	57.00	57.00	57.00	18,411.00
19518/18372 ⁽¹⁾	57.00	57.00	57.00	57.00	6,156.00
19529	76.05	76.04	76.60	76.60	2,681.00
19533 ⁽¹⁾	57.00	57.00	57.00	57.00	8,379.00
19541	101.06	101.06	101.79	101.78	4,071.20
19551	102.45	102.44	103.19	103.18	23,215.50
19675	86.92	86.92	87.55	87.54	3,326.52
19685	76.05	76.04	76.60	76.60	23,822.60
19799	290.52	290.52	292.64	292.64	9,071.84
19852	73.62	72.80	74.15	72.80	21,257.60
19862	160.95	160.94	162.12	162.12	5,674.20
19912	90.16	89.14	90.81	90.80	12,530.40
19937	116.37	115.06	117.21	117.20	19,103.60
19957	73.62	73.62	74.15	74.14	5,338.08
20030	108.77	108.76	109.56	109.56	4,491.96
20032 ⁽¹⁾	57.00	57.00	57.00	57.00	9,747.00
20072	94.97	94.96	95.66	95.66	11,383.54
20120	102.16	102.16	102.90	102.90	4,218.90
20197 ⁽¹⁾	57.00	57.00	57.00	57.00	12,597.00
20272	135.86	135.86	136.85	136.84	28,052.20
20301 ⁽¹⁾	57.00	57.00	57.00	57.00	8,493.00
20404	112.05	110.78	112.86	110.78	26,365.64
20525 ⁽¹⁾	57.00	57.00	57.00	57.00	12,141.00

Zone D					
Tract Number	FY 2014/15 Maximum Charges	FY 2014/15 Applied Charges	Proposed FY 2015/16 Maximum Charges	Proposed FY 2015/16 Applied Charges	Proposed FY 2015/16 Total Levy
20552 ⁽¹⁾	57.00	57.00	57.00	57.00	11,400.00
20660	114.20	114.20	115.03	115.02	8,741.52
20715	100.30	99.16	101.03	101.02	34,548.84
20718	151.15	149.44	152.25	149.44	15,541.76
20859	70.43	70.42	70.94	70.94	22,204.22
20869 ⁽¹⁾	57.00	57.00	57.00	57.00	4,104.00
20941	112.03	112.02	112.84	112.84	8,575.84
21113 ⁽¹⁾	57.00	57.00	57.00	57.00	9,462.00
21332	104.30	104.30	105.06	105.06	10,926.24
21333	226.28	226.28	227.93	226.28	28,737.56
21345	123.98	123.98	124.88	124.88	6,618.64
21597	504.86	479.32	508.54	479.32	35,949.00
21616	403.22	398.68	406.16	398.68	14,751.16
21737	228.44	228.44	230.10	230.10	3,221.40
21806	74.98	74.98	75.52	75.52	5,286.40
22093	184.31	182.24	185.65	185.64	13,551.72
22180	263.63	0.00	265.55	0.00	0.00
22276	211.70	211.70	213.24	213.24	8,103.12
22277	287.13	287.12	289.22	287.12	10,910.56
22371	311.04	307.54	313.31	313.30	12,218.70
22889	202.13	202.12	203.60	203.60	11,401.60
22999 ⁽¹⁾	67.00	67.00	67.00	67.00	2,881.00
23046 ⁽¹⁾	183.00	183.00	183.00	183.00	6,954.00
24721 ⁽¹⁾	57.00	57.00	57.00	57.00	3,648.00
27251/-1 ⁽²⁾	496.32	0.00	0.00	0.00	0.00
27526	173.99	173.98	175.26	175.26	8,938.26
28882	112.03	112.02	112.84	112.84	12,525.24
29038	65.17	65.16	65.64	65.64	4,726.08
30027	214.51	214.50	216.07	216.06	28,952.04
30967	498.86	483.90	502.50	483.90	15,968.70
31129	145.34	140.98	146.40	140.98	15,366.82
31257	1,141.25	1,128.38	1,149.58	1,128.38	19,182.46
31268	196.80	196.80	198.23	198.22	5,153.72
31269	233.65	233.64	235.35	235.34	8,236.90
31269-1	320.84	317.22	323.18	317.22	33,942.54
31284	135.64	135.64	136.63	136.62	19,673.28
31305	529.41	0.00	533.27	0.00	0.00
31424	233.65	231.02	235.35	231.02	8,547.74
31591	493.87	488.30	497.47	488.30	16,113.90
32005	119.53	0.00	120.40	0.00	0.00
32018	73.89	73.88	74.42	74.42	5,730.34
32625	1,067.40	1,035.38	1,075.19	1,035.38	20,707.60
32715	974.51	574.72	981.62	574.72	20,689.92
33436	44.81	0.00	45.13	0.00	0.00
33637	316.99	0.00	319.30	0.00	0.00
33962	527.27	0.00	531.11	0.00	0.00
4-Custom Homes (APNs 478165074 – 077)	605.18	0.00	609.59	0.00	0.00
Total Zone D Proposed Levy for FY 2015/16					\$1,184,485.96
(1) An annual inflation adjustment has not been approved by the property owners.					
(2) Tract 27251/-1 was annexed into LMD 2014-02 (May 12, 2015), replacing the Zone D charge.					

D. ZONE E (EXTENSIVE LANDSCAPE MAINTENANCE)

Zone E charges are based on the operation and maintenance costs for the landscape improvements for each specific planned development. Developments (i.e. subzones) are considered independent and the estimated budget for the required services is divided by the number of residential lots, equivalent dwelling units, and/or acreage in that development yielding a parcel charge, unit charge, and/or acreage charge. Landscape maintenance service is provided at a service level that can be supported by the revenue from the annual charges. Service levels are defined in the Zone E Service Plan Policy (originally approved on September 25, 2007 and most recently amended on April 26, 2011).

In subzones where operational and maintenance costs exceed the revenue collected from current charges, available fund balances are used until a Proposition 218 mail ballot proceeding can be conducted to seek approval to increase the annual charge. In compliance with Proposition 218, mail ballot proceedings are conducted for landscape maintenance services for new subzones or to increase the charge for existing subzones where actual costs exceed the revenue received from the charges generated by that subzone. Property owners in all subzones have approved an annual CPI adjustment. The following table provides a summary of FY 2014/15's maximum and applied charges in addition to the FY 2015/16 proposed maximum and applied charges. The total amount levied on the FY 2014/15 property tax bills was \$382,222.32. The total proposed amount to be levied on the property tax bills for FY 2015/16 is \$383,095.96.

Zone E							
Subzone	Specific Plan or Major Development Description	Charge Category	FY 2014/15 Maximum Charges	FY 2014/15 Applied Charges	Proposed FY 2015/16 Maximum Charges	Proposed FY 2015/16 Applied Charges	Proposed FY 2014/15 Levy
E-7	Centerpointe	Per acre	\$725.59	\$725.59	\$730.88	\$730.88	
Zone E-7 Total							\$120,704.38
E-8	Promontory Park	Per parcel	566.76	542.52	570.89	542.52	
		Per condo unit	200.64	192.06	202.10	192.06	
Zone E-8 Total							\$262,391.58
Total Proposed Zone E Levy for FY 2015/16							\$383,095.96

E. ZONE M (COMMERCIAL, INDUSTRIAL AND/OR MULTIFAMILY MEDIAN MAINTENANCE)

Zone M charges are calculated by determining the proportional obligation for each contributing parcel based on the total median maintenance including administrative costs attributable to the improved median area.

Parcels subject to the Zone M charge fund the proportional cost of landscape maintenance for the median area associated with or fronting the development project, for the median landscape maintenance and related administration costs. Property owners of most developments within this zone have approved an annual CPI adjustment. The following table provides a summary of FY 2014/15's maximum and applied charges in addition to the FY 2015/16 proposed maximum and applied charges. The total amount levied on the property tax bills for FY 2014/15 was \$165,638.02. The

total proposed amount to be levied on the property tax bills for FY 2015/16 is \$157,079.82.

Zone M				
Assessor's Parcel Number (APN)	FY 2014/15 Maximum Charges	FY 2014/15 Applied Charges	Proposed FY 2015/16 Maximum Charges	Proposed FY 2015/16 Applied Charges
263-111-046	\$2,480.68	\$0.00	\$2,498.78	\$0.00
291-191-024	\$365.55	\$365.54	\$368.21	\$365.54
291-192-025	\$476.62	\$476.62	\$480.09	\$476.62
292-230-006	\$231.71	\$0.00	\$233.40	\$0.00
292-230-055	\$394.91	\$0.00	\$397.79	\$0.00
296-280-020	\$1,864.46	\$1,864.46	\$1,878.07	\$1,864.46
296-300-005	\$2,446.10	\$2,446.10	\$2,463.95	\$2,446.10
296-300-007	\$640.49	\$640.48	\$645.16	\$640.48
297-100-066	\$831.60	\$806.66	\$837.67	\$806.66
297-100-079	\$395.60	\$383.72	\$398.48	\$383.72
297-120-002	\$1,047.73	\$213.48	\$1,055.37	\$213.48
297-120-003	\$758.29	\$154.18	\$763.82	\$154.18
297-120-011	\$1,581.95	\$367.72	\$1,593.49	\$367.72
297-120-012	\$1,581.95	\$367.72	\$1,593.49	\$367.72
297-120-016	\$5,545.61	\$5,379.28	\$5,586.09	\$5,379.28
297-130-039 ⁽¹⁾	\$798.00	\$798.00	\$798.00	\$798.00
297-130-041 ⁽¹⁾	\$1,957.00	\$1,957.00	\$1,957.00	\$1,957.00
297-130-042 ⁽¹⁾	\$1,610.00	\$1,610.00	\$1,610.00	\$1,610.00
297-130-046	\$2,185.82	\$2,185.82	\$2,201.77	\$2,185.82
297-130-064	\$900.84	\$900.84	\$907.41	\$900.84
297-140-049	\$1,229.42	\$1,229.42	\$1,238.39	\$1,229.42
297-140-050	\$1,264.25	\$1,264.24	\$1,273.47	\$1,264.24
297-140-052	\$1,111.92	\$1,111.92	\$1,120.03	\$1,111.92
297-141-001	\$234.45	\$234.44	\$236.16	\$234.44
297-141-002	\$234.45	\$234.44	\$236.16	\$234.44
297-141-003	\$234.45	\$234.44	\$236.16	\$234.44
297-141-004	\$234.45	\$234.44	\$236.16	\$234.44
297-141-005	\$234.45	\$234.44	\$236.16	\$234.44
297-141-006	\$234.45	\$234.44	\$236.16	\$234.44
297-150-056	\$20,977.03	\$3,802.08	\$21,130.16	\$4,815.26
297-170-004	\$3,884.23	\$3,884.22	\$3,912.58	\$3,884.22
297-170-027	\$1,651.93	\$1,651.92	\$1,663.98	\$1,651.92
297-170-067	\$15,615.29	\$15,615.28	\$15,729.28	\$15,615.28
297-170-069	\$11,584.18	\$11,584.18	\$11,668.74	\$11,584.18
297-170-076	\$1,596.07	\$1,596.06	\$1,607.72	\$1,596.06
312-020-017	\$1,699.45	\$1,699.44	\$1,711.85	\$1,711.84
312-020-018	\$1,620.00	\$1,620.00	\$1,631.82	\$1,631.82
312-020-020	\$632.11	\$632.10	\$636.72	\$636.72
312-250-046	\$3,938.62	\$3,938.62	\$3,967.37	\$3,938.62
312-250-049	\$265.05	\$265.04	\$266.98	\$134.82
312-270-036	\$2,820.13	\$2,820.12	\$2,840.71	\$2,820.12
312-360-001	\$1,515.65	\$1,470.20	\$1,526.71	\$1,470.20
312-360-002	\$713.27	\$691.88	\$718.47	\$691.88
312-360-003	\$488.34	\$473.70	\$491.90	\$473.70
312-360-004	\$1,711.71	\$1,660.38	\$1,724.20	\$1,660.38
312-360-005	\$1,329.20	\$1,289.34	\$1,338.90	\$1,289.34
312-360-006	\$2,151.98	\$2,087.44	\$2,167.68	\$2,087.44
312-360-007	\$840.79	\$815.58	\$846.92	\$815.58
312-360-008	\$792.67	\$768.90	\$798.45	\$768.90
312-360-009	\$880.50	\$854.10	\$886.92	\$854.10
312-360-010	\$890.10	\$863.40	\$896.59	\$863.40

Zone M				
Assessor's Parcel Number (APN)	FY 2014/15 Maximum Charges	FY 2014/15 Applied Charges	Proposed FY 2015/16 Maximum Charges	Proposed FY 2015/16 Applied Charges
312-360-011	\$714.50	\$693.08	\$719.71	\$693.08
316-020-046	\$10,239.76	\$5,300.00	\$10,314.51	\$6,785.90
316-200-033	\$2,252.91	\$744.58	\$2,269.35	\$163.64
316-200-034	\$4,791.45	\$1,583.56	\$4,826.42	\$348.04
316-200-035	\$2,018.19	\$667.00	\$2,032.92	\$146.60
316-210-074	\$2,011.71	\$2,011.70	\$2,026.39	\$2,011.70
316-210-085	\$1,283.37	\$1,283.36	\$1,292.73	\$1,283.36
316-210-086	\$1,478.22	\$1,478.22	\$1,489.01	\$1,478.22
474-120-037	\$3,394.60	\$0.00	\$3,419.38	\$0.00
478-070-029	\$8,063.33	\$0.00	\$8,122.19	\$0.00
478-430-031	\$2,657.96	\$0.00	\$2,677.36	\$0.00
479-070-050	\$1,723.38	\$1,723.38	\$1,735.96	\$1,735.96
482-190-022	\$181.20	\$181.20	\$145.24	\$144.18
482-190-023	N/A	N/A	\$37.27	\$37.00
482-540-030	\$430.82	\$417.90	\$433.96	\$417.90
482-700-001	\$414.49	\$414.48	\$417.51	\$414.48
482-700-005	\$414.49	\$414.48	\$417.51	\$414.48
484-020-023	\$6,360.56	\$6,360.56	\$6,406.99	\$6,360.56
484-020-024	\$7,773.90	\$7,773.90	\$7,830.64	\$7,773.90
484-020-026	\$3,003.98	\$2,913.90	\$3,025.90	\$2,913.90
484-030-015	\$1,686.05	\$0.00	\$1,698.35	\$0.00
484-030-020	\$661.47	\$0.00	\$666.29	\$0.00
484-030-022	\$661.47	\$0.00	\$666.29	\$0.00
484-242-020	\$3,187.90	\$0.00	\$3,211.17	\$0.00
485-081-035	\$337.25	\$327.14	\$339.71	\$327.14
485-081-036	\$237.53	\$230.40	\$239.26	\$230.40
485-081-037	\$75.75	\$73.48	\$76.30	\$73.48
485-081-038	\$141.24	\$137.00	\$142.27	\$137.00
485-081-039	\$77.03	\$74.72	\$77.59	\$74.72
485-081-040	\$345.39	\$335.04	\$347.91	\$335.04
485-220-030	\$2,154.27	\$2,154.26	\$2,169.99	\$2,169.98
485-220-031	\$323.09	\$323.08	\$325.44	\$325.44
486-070-004	\$3,182.44	\$3,087.00	\$3,205.67	\$3,087.00
486-070-012	\$277.58	\$269.26	\$279.60	\$269.26
486-070-013	\$275.06	\$266.82	\$277.06	\$266.82
486-070-016	\$3,182.44	\$3,087.00	\$3,205.67	\$3,087.00
486-240-015	\$2,919.51	\$0.00	\$2,940.82	\$0.00
486-240-016	\$7,573.44	\$0.00	\$7,628.72	\$0.00
486-250-021	\$8,698.74	\$8,437.84	\$8,762.24	\$8,437.84
486-250-024	\$8,397.89	\$8,146.02	\$8,459.19	\$8,146.02
486-250-025	\$300.81	\$291.78	\$303.00	\$291.78
486-280-051	\$10,434.58	\$0.00	\$10,510.75	\$0.00
488-210-028	\$1,338.62	\$0.00	\$1,348.39	\$0.00
488-350-035	\$7,345.49	\$3,000.84	\$7,399.11	\$1,820.02
488-350-041	\$34,775.48	\$14,206.78	\$35,029.34	\$7,315.54
488-350-047	\$2,972.73	\$1,214.44	\$2,994.43	\$636.82
488-400-001	\$2,246.70	\$0.00	\$2,263.10	\$0.00
488-400-002	\$132.60	\$0.00	\$133.56	\$0.00
488-400-003	\$1,511.19	\$0.00	\$1,522.22	\$0.00
488-400-004	\$405.90	\$0.00	\$408.86	\$0.00
488-400-005	\$375.76	\$0.00	\$378.50	\$0.00
488-400-006	\$351.66	\$0.00	\$354.22	\$0.00
488-400-007	\$401.87	\$0.00	\$404.80	\$0.00
488-400-008	\$118.52	\$0.00	\$119.38	\$0.00
488-400-009	\$383.78	\$0.00	\$386.58	\$0.00

Zone M				
Assessor's Parcel Number (APN)	FY 2014/15 Maximum Charges	FY 2014/15 Applied Charges	Proposed FY 2015/16 Maximum Charges	Proposed FY 2015/16 Applied Charges
488-400-010	\$307.42	\$0.00	\$309.66	\$0.00
488-400-011	\$74.31	\$0.00	\$74.85	\$0.00
488-400-012	\$144.65	\$0.00	\$145.70	\$0.00
488-400-013	\$920.36	\$0.00	\$927.07	\$0.00
488-400-014	\$62.26	\$0.00	\$62.71	\$0.00
488-400-015	\$52.18	\$0.00	\$52.56	\$0.00
488-400-016	\$273.28	\$0.00	\$275.27	\$0.00
488-400-017	\$158.72	\$0.00	\$159.87	\$0.00
488-400-018	\$116.53	\$0.00	\$117.38	\$0.00
488-400-019	\$212.96	\$0.00	\$214.51	\$0.00
488-400-020	\$184.86	\$0.00	\$186.20	\$0.00
488-400-021	\$1,067.05	\$0.00	\$1,074.83	\$0.00
488-400-022	\$156.71	\$0.00	\$157.85	\$0.00
488-400-023	\$490.29	\$0.00	\$493.86	\$0.00
488-400-024	\$287.31	\$0.00	\$289.40	\$0.00
488-400-025	\$104.45	\$0.00	\$105.21	\$0.00
488-400-026	\$379.79	\$0.00	\$382.56	\$0.00
488-400-027	\$12.01	\$0.00	\$12.09	\$0.00
488-400-028	\$375.74	\$0.00	\$378.48	\$0.00
Total Proposed Zone M Levy for FY 2015/16				\$157,079.82

⁽¹⁾ An annual inflation adjustment has not been approved by the property owners.

F. ZONE S (SUNNYMEAD BOULEVARD MAINTENANCE)

Zone S charges are calculated by determining the proportional financial obligation, based on front linear footage, of the properties along Sunnymead Boulevard between Frederick Street and Perris Boulevard. The Sunnymead Boulevard improvements were installed as part of the former Redevelopment Agency's revitalization project. The charges for this zone pay for the maintenance of certain landscape improvements along Sunnymead Boulevard and administrative costs associated with the zone.

The proposed maximum and applied rate for Zone S for FY 2015/16 is \$3.010550 per front linear footage. An annual CPI adjustment has been approved by the property owners for this zone. The following table provides a summary of FY 2014/15's maximum and applied charges in addition to the FY 2015/16 proposed maximum and applied charges. The total proposed amount to be levied on the property tax bills for FY 2015/16 is \$57,300.22.

Zone S				
Assessor's Parcel Number (APN)	FY 2014/15 Maximum Charges	FY 2014/15 Applied Charges	Proposed FY 2015/16 Maximum Charges	Proposed FY 2015/16 Applied Charges
292-100-003	\$1,449.53	\$1,449.52	\$1,460.11	\$1,460.10
292-100-011	\$1,434.59	\$1,434.58	\$1,445.06	\$1,445.06
292-100-012	\$594.75	\$594.74	\$599.09	\$599.08
292-100-014	\$460.26	\$460.26	\$463.62	\$463.62
292-100-016	\$3,305.53	\$3,305.52	\$3,329.66	\$3,329.66
292-100-017	\$533.87	\$533.86	\$537.77	\$537.76
292-160-001	\$460.26	\$460.26	\$463.62	\$463.62

Zone S				
Assessor's Parcel Number (APN)	FY 2014/15 Maximum Charges	FY 2014/15 Applied Charges	Proposed FY 2015/16 Maximum Charges	Proposed FY 2015/16 Applied Charges
292-160-002	\$209.21	\$209.20	\$210.73	\$210.72
292-160-003	\$251.05	\$251.04	\$252.88	\$252.88
292-160-009	\$460.26	\$460.26	\$463.62	\$463.62
292-160-023	\$367.61	\$367.60	\$370.29	\$370.28
292-160-024	\$579.81	\$579.80	\$584.04	\$584.04
292-160-035	\$274.96	\$274.96	\$276.97	\$276.96
292-160-037	\$59.77	\$59.76	\$60.21	\$60.20
292-160-038	\$400.49	\$400.48	\$403.41	\$403.40
292-160-040	\$445.32	\$445.32	\$448.57	\$448.56
292-230-006	\$161.39	\$161.38	\$162.56	\$162.56
292-230-007	\$460.26	\$460.26	\$463.62	\$463.62
292-230-023	\$71.72	\$71.72	\$72.25	\$72.24
292-230-024	\$286.91	\$286.90	\$289.01	\$289.00
292-230-030	\$460.26	\$460.26	\$463.62	\$463.62
292-230-043	\$741.20	\$741.20	\$746.61	\$746.60
292-230-046	\$149.43	\$149.42	\$150.52	\$150.52
292-230-049	\$460.26	\$460.26	\$463.62	\$463.62
292-230-052	\$179.32	\$179.32	\$180.63	\$180.62
292-230-054	\$920.52	\$920.52	\$927.24	\$927.24
292-230-055	\$271.97	\$271.96	\$273.96	\$273.96
292-241-001	\$654.53	\$654.52	\$659.31	\$659.30
292-242-006	\$792.01	\$792.00	\$797.79	\$797.78
292-242-008	\$645.56	\$645.56	\$650.27	\$650.26
292-242-012	\$591.76	\$591.76	\$596.08	\$596.08
292-242-014	\$555.90	\$555.90	\$559.96	\$559.96
292-250-010	\$370.60	\$370.60	\$373.30	\$373.30
292-250-012	\$397.50	\$397.50	\$400.40	\$400.40
292-250-013	\$797.99	\$797.98	\$803.81	\$803.80
292-250-014	\$418.42	\$418.42	\$421.47	\$421.46
292-250-016	\$233.12	\$298.86	\$234.82	\$234.82
292-250-017	\$298.87	\$298.86	\$301.05	\$301.04
292-250-018	\$1,147.67	\$1,147.66	\$1,156.05	\$1,156.04
292-250-020	\$1,712.54	\$1,712.54	\$1,725.04	\$1,725.04
292-250-021	\$508.08	\$508.08	\$511.79	\$511.78
292-250-023	\$460.26	\$460.26	\$463.62	\$463.62
292-250-024	\$469.23	\$469.22	\$472.65	\$472.64
292-250-028	\$762.12	\$762.12	\$767.69	\$767.68
292-250-037	\$797.99	\$797.98	\$803.81	\$803.80
292-250-039	\$358.64	\$358.64	\$361.26	\$361.26
481-070-009	\$896.61	\$896.60	\$903.16	\$903.16
481-070-041	\$842.82	\$842.82	\$848.97	\$848.96
481-070-042	\$433.36	\$433.36	\$436.52	\$436.52
481-070-044	\$606.71	\$606.70	\$611.14	\$611.14
481-070-045	\$89.66	\$89.66	\$90.31	\$90.30
481-070-046	\$827.87	\$827.86	\$833.92	\$833.92
481-070-047	\$89.66	\$89.66	\$90.31	\$90.30
481-082-002	\$298.87	\$298.86	\$301.05	\$301.04
481-082-005	\$373.59	\$373.58	\$376.31	\$376.30
481-082-006	\$373.59	\$373.58	\$376.31	\$376.30
481-082-009	\$714.30	\$714.30	\$719.52	\$719.52
481-083-001	\$526.01	\$526.00	\$529.85	\$529.84
481-083-003	\$1,159.62	\$1,159.62	\$1,168.09	\$1,168.08
481-101-028	\$203.23	\$203.22	\$204.71	\$204.70
481-101-029	\$388.53	\$388.52	\$391.37	\$391.36
481-101-030	\$194.26	\$194.26	\$195.68	\$195.68

Zone S				
Assessor's Parcel Number (APN)	FY 2014/15 Maximum Charges	FY 2014/15 Applied Charges	Proposed FY 2015/16 Maximum Charges	Proposed FY 2015/16 Applied Charges
481-101-033	\$194.26	\$194.26	\$195.68	\$195.68
481-101-038	\$388.53	\$388.52	\$391.37	\$391.36
481-101-040	\$388.53	\$388.52	\$391.37	\$391.36
481-101-041	\$678.44	\$678.44	\$683.39	\$683.38
481-102-007	\$209.21	\$209.20	\$210.73	\$210.72
481-102-016	\$956.39	\$956.38	\$963.37	\$963.36
481-112-008	\$388.53	\$388.52	\$391.37	\$391.36
481-112-009	\$179.32	\$179.32	\$180.63	\$180.62
481-112-010	\$209.21	\$209.20	\$210.73	\$210.72
481-112-011	\$179.32	\$179.32	\$180.63	\$180.62
481-112-012	\$209.21	\$209.20	\$210.73	\$210.72
481-112-013	\$388.53	\$388.52	\$391.37	\$391.36
481-112-014	\$388.53	\$388.52	\$391.37	\$391.36
481-112-016	\$194.26	\$194.26	\$195.68	\$195.68
481-112-017	\$194.26	\$194.26	\$195.68	\$195.68
481-112-018	\$194.26	\$194.26	\$195.68	\$195.68
481-112-019	\$194.26	\$194.26	\$195.68	\$195.68
481-112-020	\$194.26	\$194.26	\$195.68	\$195.68
481-112-021	\$388.53	\$388.52	\$391.37	\$391.36
481-112-038	\$289.90	\$289.90	\$292.02	\$292.02
481-112-039	\$194.26	\$194.26	\$195.68	\$195.68
481-120-002	\$394.51	\$394.50	\$397.39	\$397.38
481-120-003	\$394.51	\$394.50	\$397.39	\$397.38
481-120-004	\$304.85	\$304.84	\$307.07	\$307.06
481-120-005	\$179.32	\$179.32	\$180.63	\$180.62
481-120-006	\$304.85	\$304.84	\$307.07	\$307.06
481-120-007	\$394.51	\$394.50	\$397.39	\$397.38
481-120-008	\$394.51	\$394.50	\$397.39	\$397.38
481-120-010	\$209.21	\$209.20	\$210.73	\$210.72
481-120-011	\$185.30	\$185.30	\$186.65	\$186.64
481-120-012	\$245.07	\$245.06	\$246.86	\$246.86
481-120-013	\$149.43	\$149.42	\$150.52	\$150.52
481-120-014	\$394.51	\$394.50	\$397.39	\$397.38
481-120-032	\$227.14	\$227.14	\$228.80	\$228.80
481-140-001	\$197.25	\$197.24	\$198.69	\$198.68
481-140-002	\$197.25	\$197.24	\$198.69	\$198.68
481-140-003	\$394.51	\$394.50	\$397.39	\$397.38
481-140-004	\$394.51	\$394.50	\$397.39	\$397.38
481-140-005	\$197.25	\$197.24	\$198.69	\$198.68
481-140-006	\$197.25	\$197.24	\$198.69	\$198.68
481-140-007	\$197.25	\$197.24	\$198.69	\$198.68
481-140-008	\$197.25	\$197.24	\$198.69	\$198.68
481-140-009	\$394.51	\$394.50	\$397.39	\$397.38
481-140-031	\$1,183.53	\$1,183.52	\$1,192.17	\$1,192.16
481-140-033	\$263.00	\$263.00	\$264.92	\$264.92
481-161-004	\$179.32	\$179.32	\$180.63	\$180.62
481-161-005	\$197.25	\$197.24	\$198.69	\$198.68
481-161-006	\$197.25	\$197.24	\$198.69	\$198.68
481-161-007	\$197.25	\$197.24	\$198.69	\$198.68
481-161-008	\$197.25	\$197.24	\$198.69	\$198.68
481-161-009	\$394.51	\$394.50	\$397.39	\$397.38
481-161-010	\$394.51	\$394.50	\$397.39	\$397.38
481-161-039	\$298.87	\$298.86	\$301.05	\$301.04
481-161-040	\$209.21	\$209.20	\$210.73	\$210.72
481-161-045	\$313.81	\$313.80	\$316.10	\$316.10

Zone S				
Assessor's Parcel Number (APN)	FY 2014/15 Maximum Charges	FY 2014/15 Applied Charges	Proposed FY 2015/16 Maximum Charges	Proposed FY 2015/16 Applied Charges
481-161-046	\$313.81	\$313.80	\$316.10	\$316.10
481-161-047	\$298.87	\$298.86	\$301.05	\$301.04
481-161-052	\$236.10	\$236.10	\$237.83	\$237.82
481-161-053	\$301.86	\$301.86	\$304.06	\$304.06
481-180-016	\$263.00	\$263.00	\$264.92	\$264.92
481-180-018	\$412.44	\$412.44	\$415.45	\$415.44
481-180-026	\$388.53	\$388.52	\$391.37	\$391.36
481-180-027	\$59.77	\$59.76	\$60.21	\$60.20
481-180-029	\$161.39	\$161.38	\$162.56	\$162.56
481-180-034	\$448.30	\$448.30	\$451.58	\$451.58
481-180-042	\$263.00	\$263.00	\$264.92	\$264.92
481-180-045	\$762.12	\$762.12	\$767.69	\$767.68
481-180-048	\$612.69	\$612.68	\$617.16	\$617.16
481-180-049	\$149.43	\$149.42	\$150.52	\$150.52
Total Proposed Zone S Levy for FY 2015/16				\$57,300.22

Attachment: CSD Annual Levy Report [Revision 1] (1473 : PUBLIC HEARING TO CONSIDER RESOLUTIONS TO CONTINUE MORENO VALLEY

Appendix A: NOTICE TO PROPERTY OWNERS



PUBLIC HEARING

**Tuesday,
June 9, 2015
6:00 p.m.**

**(or as soon as
the matter may
be called)**

**City Council
Chamber
14177 Frederick St.
Moreno Valley,
CA 92553**

CONTINUATION OF ANNUAL PARCEL CHARGES

The Community Services District (CSD) Board of Directors has scheduled a Public Hearing to consider continuation of the existing CSD parcel charges to be levied on property tax bills in fiscal year 2015/16. Parcel charges fund services for property you own in Moreno Valley. Board approval will continue the parcel charges at the existing rates and, if previously approved by the property owners, will include an annual inflation adjustment.

**NO NEW PARCEL CHARGES
ARE PROPOSED
as part of this
Public Hearing.
Your attendance is optional.**

**NO SE PROPONEN
NUEVOS CARGOS
son propuestos como parte
de esta audiencia pública.
Su participacion es opcional.**

The CSD Annual Report (preliminary) listing each parcel and the maximum and applied CSD parcel charge for fiscal year 2015/16 will be on file with the City Clerk's office prior to the Public Hearing and/or can be viewed at www.moval.org/sd.

*Este anuncio se puede ver en Espanol en nuestra pagina web
www.moval.org/sd*

City of Moreno Valley • Financial & Management Services Department
Special Districts Division • 951.413.3480 • specialdistricts@moval.org



**City of Moreno Valley
Financial & Management
Services Department**
Special Districts Division
P.O. Box 88005
Moreno Valley, CA 92552-0805

PRESRT STD
US POSTAGE PAID
MORENO VALLEY CA
PERMIT NO. 656

Attachment: CSD Annual Levy Report [Revision 1] (1473 : PUBLIC HEARING TO CONSIDER RESOLUTIONS TO CONTINUE MORENO VALLEY

Appendix B: BUDGET

FY 2015/16 Proposed Budget

(As presented to the CSD Board (City Council) for consideration on June 9, 2015)

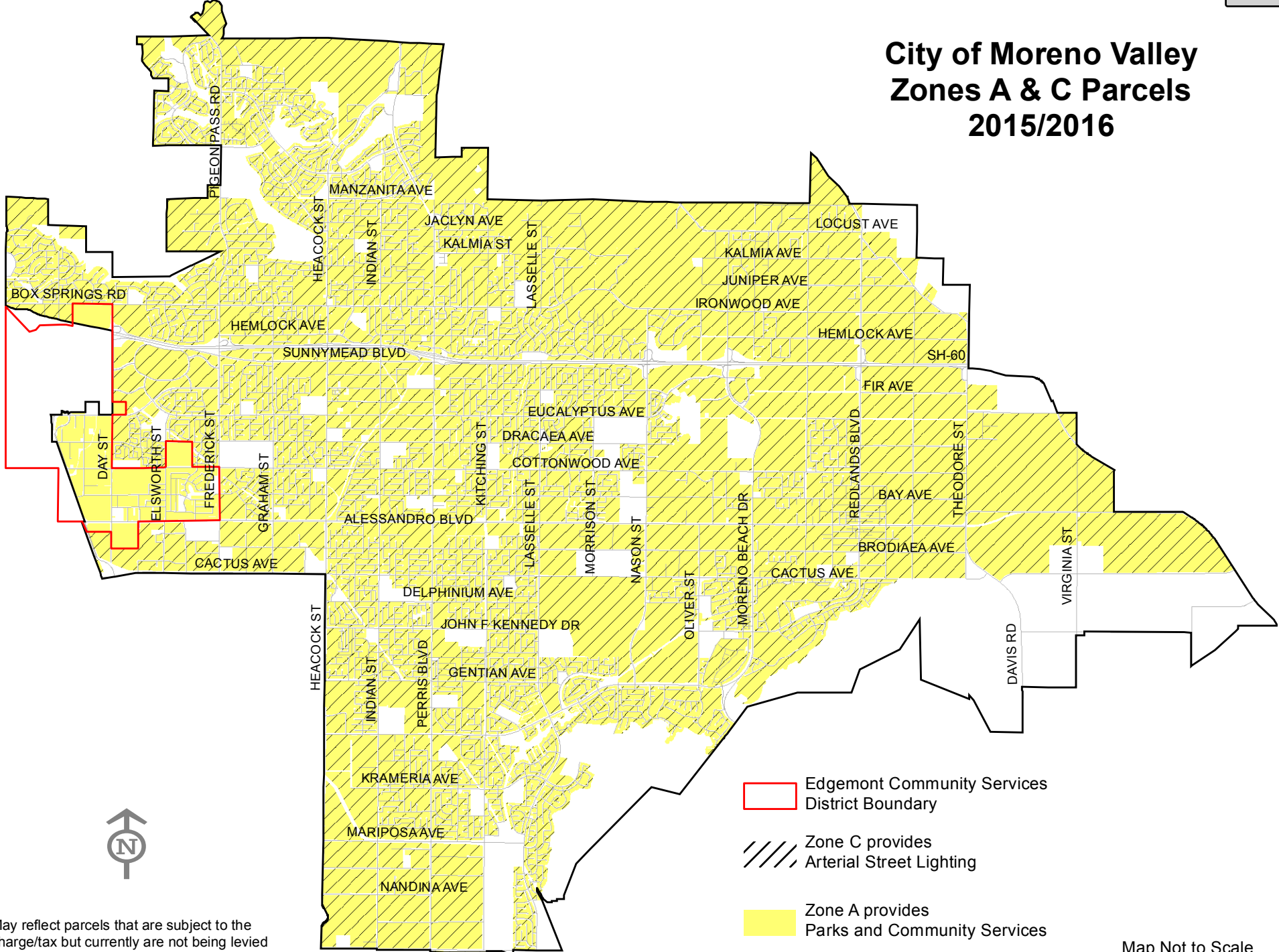
	5011 ZONE A PARKS & COMMUNITY SERVICES	5110 ZONE C ARTERIAL STREET LIGHTING	5111 ZONE D PARKWAY LANDSCAPE MAINTENANCE	5013-25713 ZONE E-7 EXTENSIVE LANDSCAPE MAINTENANCE	5013-25714 ZONE E-8 EXTENSIVE LANDSCAPE MAINTENANCE	5112 ZONE M MEDIAN LANDSCAPE MAINTENANCE	5114 ZONE S SUNNYMEAD BLVD MAINTENANCE
Operation and Maintenance Expenses							
Personnel Services	\$ 4,128,171	\$ 44,445	\$ 193,937	\$ 11,288	\$ 10,103	\$ 16,720	\$ 4,258
Operations and Maintenance							
Contractual Services							
Professional Services	\$ 58,100	\$ 51,000	\$ 180,400	\$ 8,229	\$ 7,587	\$ 600	\$ 600
State/County fees	50,390	30,000	7,600	209	188	200	400
Communication	27,011	100	4,800	650	644	3,300	1,200
Training and Travel	12,800	100	925	41	37	200	-
Advertising	15,400	-	1,700	9	9	-	800
Technical Services	8,300	-	-	-	-	-	-
Maintenance and Repair	430,940	-	340,500	59,800	303,900	78,800	23,100
Utilities	914,200	790,151	312,000	40,300	33,100	78,100	16,600
Other	338,895	-	1,990	69	62	-	-
	\$ 1,856,036	\$ 871,351	\$ 849,915	\$ 109,308	\$ 345,526	\$ 161,200	\$ 42,700
Materials and Supplies							
Postage and Mail	\$ 29,950	\$ 29,800	\$ 6,250	\$ 140	\$ 126	\$ 200	\$ 300
Operating Supplies	78,490	500	1,100	35	32	700	-
Operating Materials	438,730	-	18,600	2,963	6,883	7,400	900
Uniforms	32,680	-	800	33	30	100	-
Operating Equipment	-	-	-	-	-	-	-
Materials & Supplies - New and Replacement Vehicles	-	-	-	-	-	-	-
Materials & Supplies - Buildings	-	-	-	-	-	-	-
	\$ 579,850	\$ 30,300	\$ 26,750	\$ 3,172	\$ 7,070	\$ 8,400	\$ 1,200
Fixed Charges							
General Overhead	\$ 1,980,047	\$ 2,204	\$ 41,491	\$ 17,929	\$ 16,047	\$ 3,058	\$ 3,732
GF Administration	364,888	-	32,673	1,906	1,705	2,824	711
SD Administration	60,000	56,900	33,920	1,974	1,767	2,924	745
Replacement Charges	100,058	-	-	-	-	-	-
	\$ 2,504,993	\$ 59,104	\$ 108,084	\$ 21,809	\$ 19,519	\$ 8,806	\$ 5,188
Capital Expenditures							
Miscellaneous	\$ -	\$ -	\$ -	\$ -	\$ -	\$ -	\$ -
Transfers Out	250,300	-	-	-	-	-	-
	\$ 250,300	\$ -	\$ -	\$ -	\$ -	\$ -	\$ -
Total Operation and Maintenance Expenses	\$ 9,319,350	\$ 1,005,200	\$ 1,178,686	\$ 145,577	\$ 382,218	\$ 195,126	\$ 53,346
Revenue							
Property Taxes	\$ 7,063,544	\$ 553,300	\$ -	\$ -	\$ -	\$ -	\$ -
Use of Money & Property	671,200	-	7,000	1,685	20,683	2,600	200
Parcel Charges/Fees/Taxes	1,075,350	163,700	1,218,000	121,000	211,206 *	167,300	57,500
Miscellaneous	7,150	-	-	-	-	-	-
Transfers In	522,000	206,749	-	-	-	105,881	-
Total Revenue	\$ 9,339,244	\$ 923,749	\$ 1,225,000	\$ 122,685	\$ 231,890	\$ 275,781	\$ 57,700
Contribution/Use of Fund Balance	\$ 19,894	\$ (81,451)	\$ 46,314	\$ (22,893)	\$ (150,328)	\$ 80,655	\$ 4,354




* Amount of the parcel charge collected for landscape maintenance.

Attachment: CSD Annual Levy Report [Revision 1] (1473 : PUBLIC HEARING TO CONSIDER

Appendix C: BOUNDARY MAPS

City of Moreno Valley Zones A & C Parcels 2015/2016



-  Edgemont Community Services District Boundary
-  Zone C provides Arterial Street Lighting
-  Zone A provides Parks and Community Services

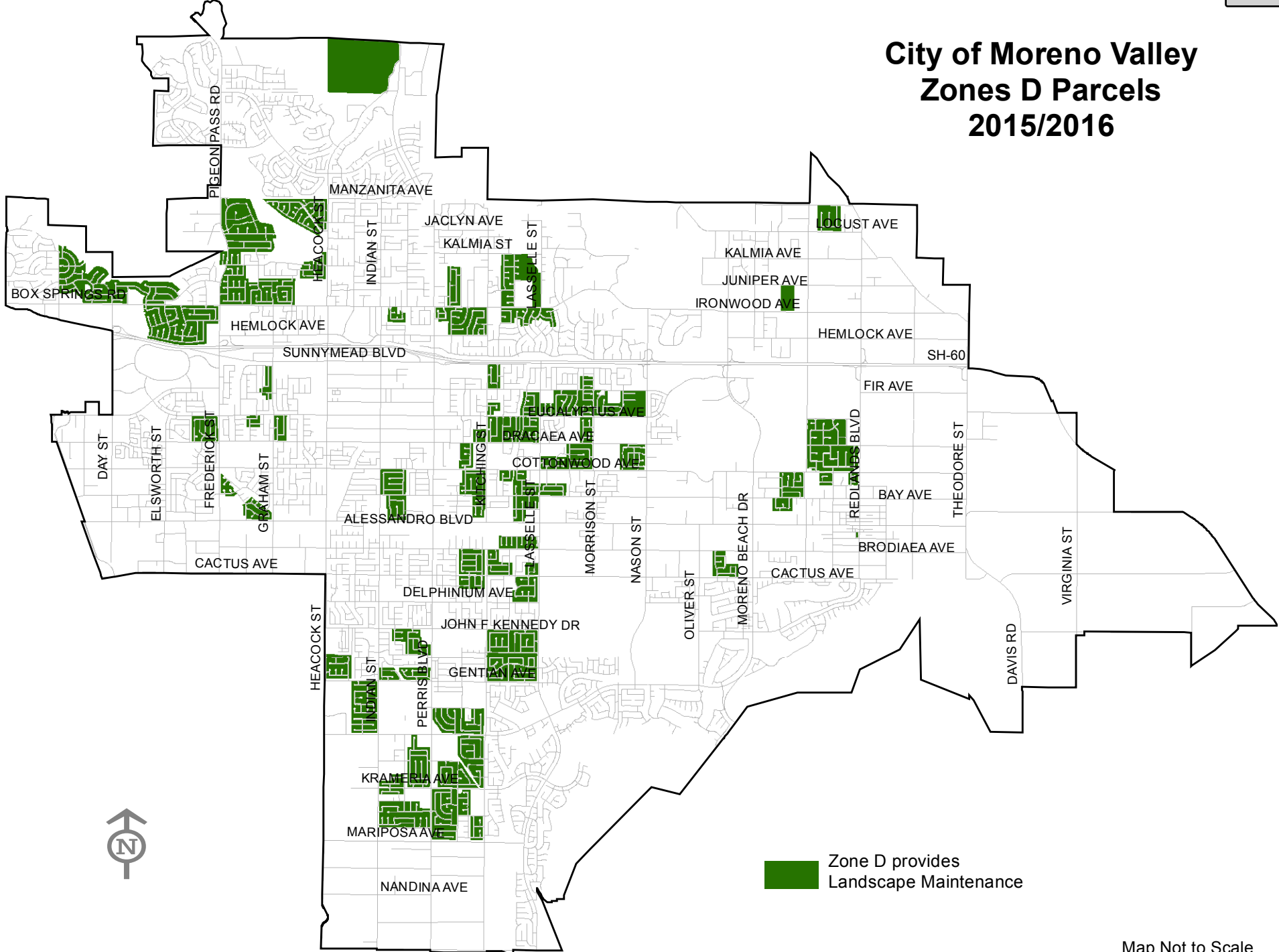
May reflect parcels that are subject to the charge/tax but currently are not being levied

* Zone C Does Not Include Properties Within the Edgemont Community Services District

Map Not to Scale

Attachment: CSD Annual Levy Report [Revision 1] (1473 : PUBLIC HEARING TO CONSIDER

City of Moreno Valley Zones D Parcels 2015/2016



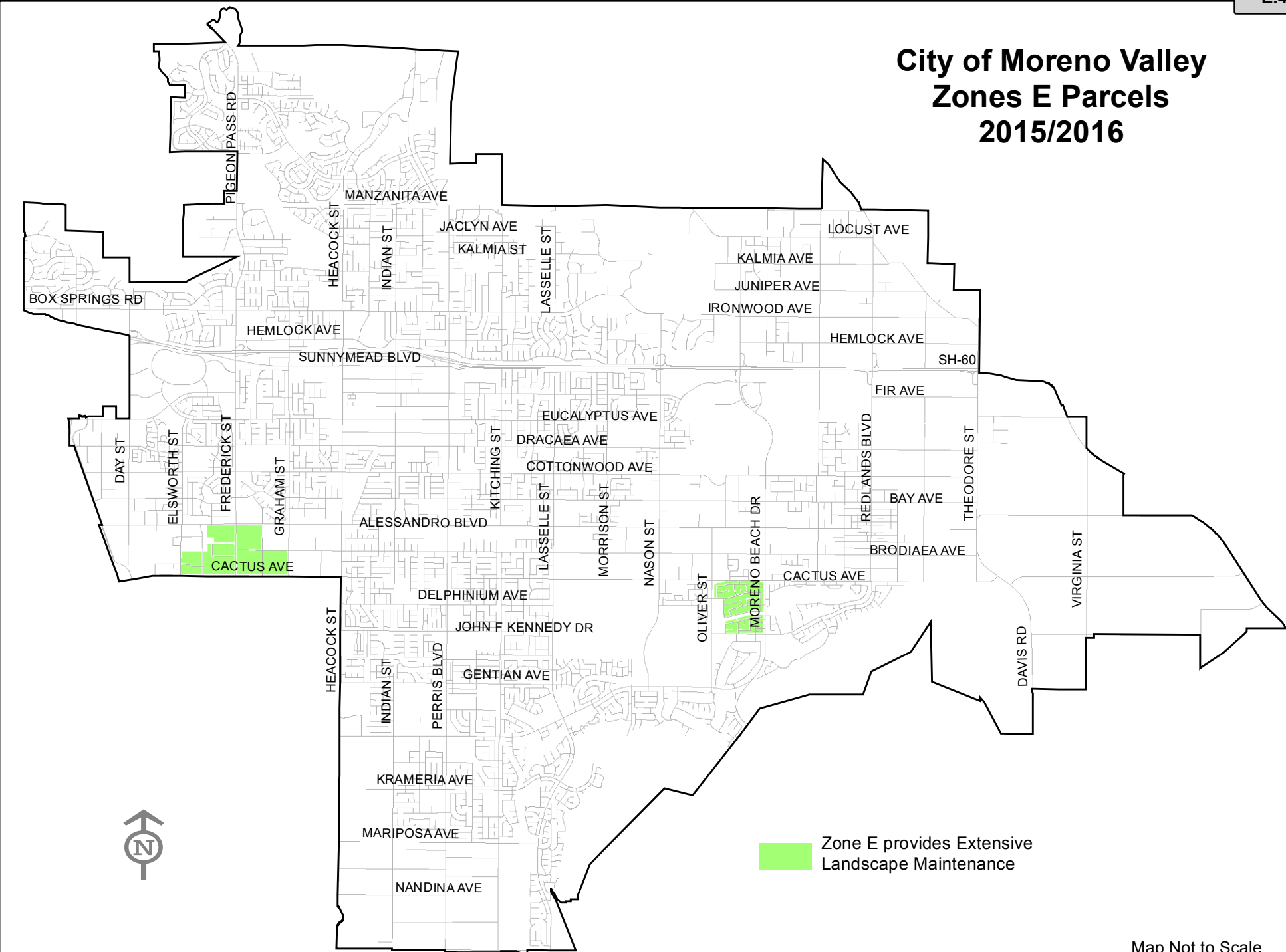
 Zone D provides
Landscape Maintenance

May reflect parcels that are subject to the charge/tax but currently are not being levied

Map Not to Scale

Attachment: CSD Annual Levy Report [Revision 1] (1473 : PUBLIC HEARING TO CONSIDER

City of Moreno Valley Zones E Parcels 2015/2016

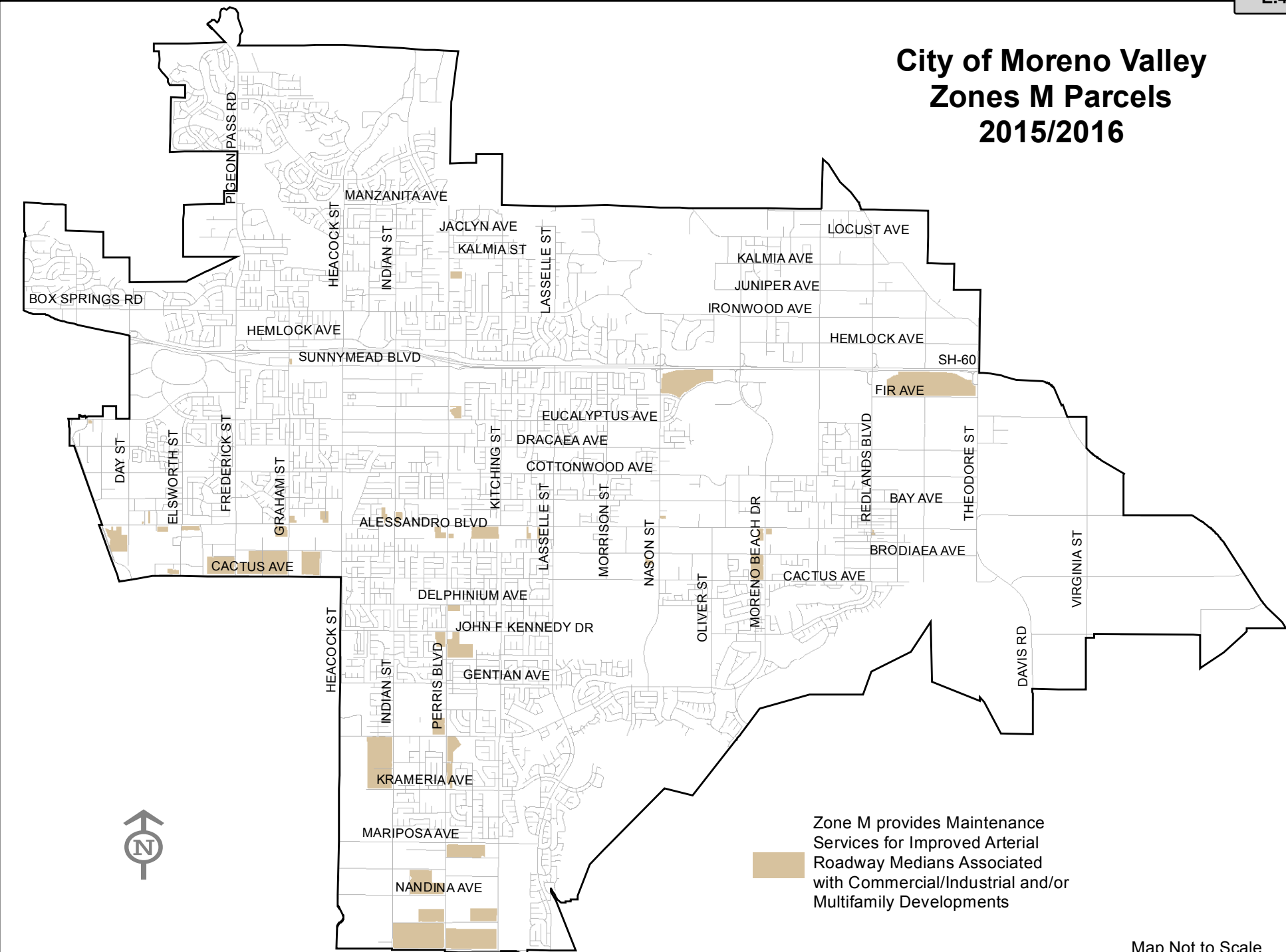


May reflect parcels that are subject to the charge/tax but currently are not being levied

Map Not to Scale

Attachment: CSD Annual Levy Report [Revision 1] (1473 : PUBLIC HEARING TO CONSIDER

City of Moreno Valley Zones M Parcels 2015/2016



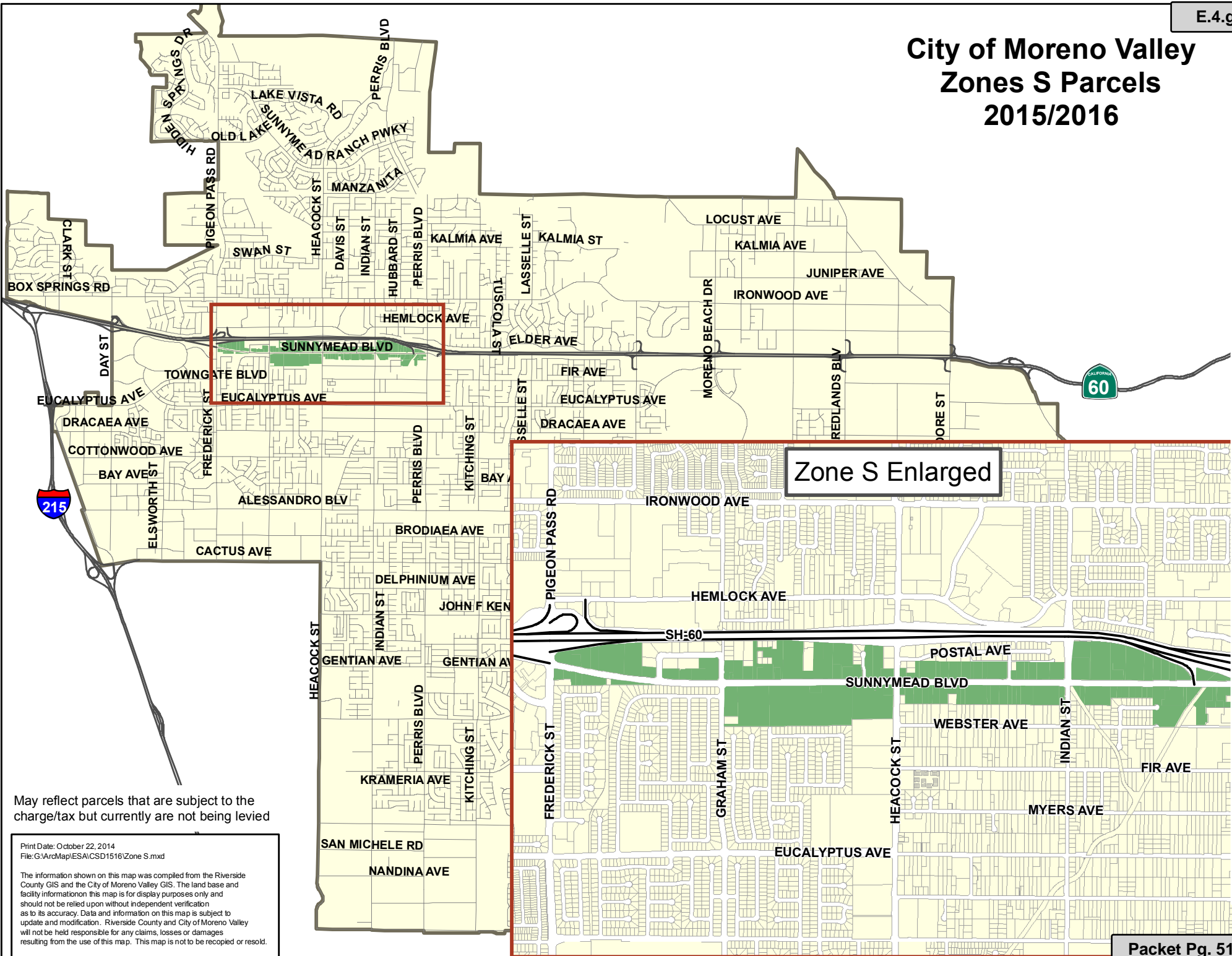
Attachment: CSD Annual Levy Report [Revision 1] (1473 : PUBLIC HEARING TO CONSIDER



May reflect parcels that are subject to the charge/tax but currently are not being levied

Map Not to Scale

City of Moreno Valley Zones S Parcels 2015/2016



May reflect parcels that are subject to the charge/tax but currently are not being levied

Print Date: October 22, 2014
 File: G:\ArcMap\ESA\CSD1516\Zone S.mxd

The information shown on this map was compiled from the Riverside County GIS and the City of Moreno Valley GIS. The land base and facility information on this map is for display purposes only and should not be relied upon without independent verification as to its accuracy. Data and information on this map is subject to update and modification. Riverside County and City of Moreno Valley will not be held responsible for any claims, losses or damages resulting from the use of this map. This map is not to be recycled or resold.

Attachment: CSD Annual Levy Report [Revision 1] (1473 : PUBLIC HEARING TO CONSIDER

Appendix D: IMPROVEMENTS

Zone D (Landscape Maintenance) Improvements

All measurements, counts, and square footages are estimated. Actual locations and amounts may be determined by the approved plans as recorded with the City.

Tract Number	General Location of Improvements	Maintenance Service Level	Landscape Area (sq. ft.)	Trees
10191/18468	Southeast corner of Eucalyptus Ave/Graham St	Reduced	10,871	32
11848	West side of Graham St between Old Valley Dr & Sunnymeadows Dr	Reduced	9,066	47
12305	East side of Pigeon Pass Rd on either side of /Western Ridge Rd	Standard	722	7
12773	South side of JFK Dr and the west side Lasselle St	Standard	13,806	27
12902	South side of Ironwood Ave primarily west of Lasselle St	Standard	7,344	8
13576/19080/19081	South side of Ironwood Ave and the west side Pigeon Pass Rd	Reduced	20,291	46
13585	West side of Lasselle St north of Bay Ave	Reduced	6,600	28
14387/12268	East side of Pigeon Pass Rd north of Swan St	Standard	2,712	9
15387	North side of Alessandro Blvd wrapping onto the west side Graham St	Reduced	9,049	-
15433	East side of Perris Blvd wrapping onto the south side of Santiago Dr also includes the north side of Iris Ave	Reduced	24,161	51
16768	North side of Eucalyptus Ave west of Lasselle St	Reduced	16,281	21
16769	West side of Lasselle St north of Dracaea Ave and the south side of Eucalyptus Ave	Standard	10,700	51
16770	South side of Cottonwood Ave east of Stockbrook Rd and west of Terra Bella Ave	Reduced	5,830	11
17033	East side of Kitching St north of Dracaea Ave	Reduced	9,990	10
17176	North side of Box Springs Rd west of Day St	Reduced	21,097	25
17334	North side of Locust Ave at Twilight Way	Reduced	37,680	61
17387	East side of Kitching St south of Brodiaaea Ave	Reduced	4,384	17
17457	South side of Cactus Ave at Parkwood Ct	Reduced	3,444	20
17867	West side of Lasselle St north of Brodiaaea Ave	Reduced	13,778	22
18283	North side of Ironwood Ave between Dream St and Bayless St	Standard	11,388	32
18512/21322	West side of Heacock St at Parkland Ave and the medians along Parkland Ave	Standard	59,940	39
18784/20906	Ironwood Ave/Kitching St/Hemlock Ave	Standard	30,432	101
18930	West side of Frederick St and south side of Eucalyptus Ave	Reduced	38,849	70
19032	West side of Heacock St at Gregory Lane and utility access trails within the tract	Standard	9,132	131
19141	North side of Cactus Ave west of Parkwood Ct	Standard	5,838	20
19142	North side of Cactus Ave east of Parkwood Ct	Standard	3,950	6
19143	North side of Cactus Ave at Rio Bravo Rd	Reduced	4,864	4
19208	North side of Ironwood Ave between Tuscola St and Slawson Ave	Reduced	17,680	37
19210	South side of John F Kennedy Dr and the west side of Perris Blvd	Standard	9,270	32
19233	South side of Ironwood Ave at Heritage Dr	Standard	4,960	16
19363	South side of Cactus Ave and west side of Lasselle St	Reduced	13,320	71

Zone D (Landscape Maintenance) Improvements

All measurements, counts, and square footages are estimated. Actual locations and amounts may be determined by the approved plans as recorded with the City.

Tract Number	General Location of Improvements	Maintenance Service Level	Landscape Area (sq. ft.)	Trees
19434	South side of JFK Dr and east side of Kitching St	Reduced	13,242	46
19474	North side of Alessandro Blvd at Covey Quail Lane	Standard	7,240	8
19496	South side of Ironwood Ave at Tuscola St	Standard	3,600	14
19500	West side of Kitching St north of Dracaea Ave	Reduced	3,636	11
19509	South side of Cottonwood Ave and west side of Kitching St	Standard	18,328	28
19518/18372	West side of Lasselle St south of Bay and north side of Alessandro Blvd at Chara St	Reduced	12,634	17
19529	South side of Eucalyptus Ave at Lena St	Standard	3,330	10
19533	South side of Ironwood Ave west of Heritage Dr	Standard	7,400	24
19541	South side of Eucalyptus Ave between Raenette Wy and Bender Dr	Standard	5,325	5
19551	East side of Pigeon Pass Rd and north side of Ironwood Ave	Reduced	36,364	79
19675	South side of Cactus Ave between Cochiti Dr and Rio Bravo Rd	Standard	2,550	9
19685	East side of Kitching St north side of Gentian Ave and west side of Lasselle St	Reduced	62,530	124
19799	North side of Eucalyptus Ave and east side of Kitching St	Reduced	17,652	13
19852	North side of Cottonwood Ave west side of Morrison Ln and Eucalyptus Ave	Standard	28,800	29
19862	South side of Ironwood Ave on either side of Weller Place	Reduced	8,805	14
19912	north side of Iris Ave west of Kitching St	Standard	11,750	32
19937	South side of Iris Ave wrapping onto the west side of Kitching St	Standard	20,890	77
19957	East side of Frederick St wrapping onto the north side of Bay Ave to Kristina Ct	Reduced	6,810	18
20030	East side of Pigeon Pass Rd south of Cougar Canyon	Reduced	11,200	10
20032	South side of Cottonwood Ave wrapping onto the east side of Indian St	Reduced	14,076	48
20072	North side of Ironwood Ave wrapping onto the west side of Mathews Rd	Reduced	23,550	47
20120	South side of JFK at Wintergreen St	Standard	3,750	10
20197	South side of Gentian Ave wrapping onto the west side of Indian St	Standard	13,680	33
20272	Small section on the north side of Box Springs Rd east of the apt complex and the east side of Clark St from the apt complex heading north	Reduced	51,216	73
20301	West side of Perris Blvd on either side of Northern Dancer and the east side of Indian St on either side of Freeport Dr	Reduced	7,200	11
20404	North side of Krameria Ave wrapping onto to the west side of Perris Blvd also includes a small section on the south side of Iris Ave	Standard	36,138	139
20525	North side of Eucalyptus Ave west of Elmhurst Dr	Reduced	16,500	35
20552	East side of Heacock St wrapping onto the north side of Gentian Ave	Reduced	19,458	60
20660	West side of Kitching St at Plumeria Ln	Reduced	11,912	21
20715	West side of Kitching St starting at Red Maple Ln wrapping onto the north side of Krameria Ave	Standard	51,250	80

Zone D (Landscape Maintenance) Improvements

All measurements, counts, and square footages are estimated. Actual locations and amounts may be determined by the approved plans as recorded with the City.

Tract Number	General Location of Improvements	Maintenance Service Level	Landscape Area (sq. ft.)	Trees
20718	North side of Iris Ave wrapping onto the west side Indian St to Thomas Ave	Standard	23,004	53
20859	South east corner of Perris Blvd and Krameria Ave	Reduced	33,630	84
20869	West side of Indian St on either side of Wildwood St	Standard	2,100	4
20941	East side of Lasselle St north of Bay Ave	Reduced	9,600	34
21113	West side of Perris Blvd north of Suburban Ln and the east side of Indian St	Reduced	12,200	29
21332	North side of Ironwood Ave east of Day St	Reduced	19,440	63
21333	North side of Ironwood Ave east side of Barclay Dr	Reduced	54,500	28
21345	North side of Eucalyptus Ave east of Lasselle St	Standard	6,600	22
21597	East side of Kitching St wrapping onto the north side Cactus Ave	Standard	33,230	60
21616	North side of Cactus Ave wrapping onto the west side of Lasselle St	Standard	23,528	55
21737	West side of Kilgore St at Ironwood Ave	Reduced	3,920	6
21806	East side of Perris Blvd north of Mariposa Ave	Standard	5,975	15
22093	East side of Pigeon Pass Rd wrapping onto the south side of Swan St	Standard	8,873	18
22276	South side of Fir Ave wrapping onto the west side of Morrison Ln	Reduced	11,690	33
22277	North side of Fir Ave wrapping onto the west side of Morrison Ln	Reduced	20,485	26
22371	East side of Kitching St north of Atwood Ave and the south side of Eucalyptus Ave	Standard	17,844	31
22889	North side of Krameria Ave west of Emma Ln and the east side of Indian St	Standard	16,438	45
22999	South side of Ironwood Ave east of Lasselle St	Standard	3,204	15
23046	South side of Eucalyptus Ave east of Ninebark St and the west side of Lasselle St	Reduced	16,000	25
24721	South side of Eucalyptus Ave west of Shubert St	Reduced	6,882	35
27526	North side of Cottonwood Ave wrapping onto the east side of Lasselle St	Reduced	16,373	20
28882	South side of Ironwood Ave at Franklin St	Reduced	20,983	25
29038	South side of Krameria Ave east of Saddlebrook Ln and landscaping adjacent to a walkway from Krameria to Amy Ct	Reduced	6,243	18
30027	South side of Dracaea Ave, west side of Nason St, and the north side of Cottonwood Ave	Reduced	45,833	195
30967	East side of Indian St and the south side of Krameria to Emma Ln	Standard	18,013	30
31129	North of Cactus Ave between Oliver St and Moreno Beach Dr	Standard	13,580	25
31257	West side of Pigeon Pass Rd between Harland Dr and Swan St	Standard	26,686	34
31268	South side of Cottonwood Ave west of Wilmot St	Standard	7,058	14
31269	North side of Cottonwood Ave	Standard	7,450	-
31269-1	Median on Redlands Blvd between Cottonwood Ave and Dracaea Ave, parkway landscape on the west side of Redlands Blvd, south side of Dracaea Ave, and the north side of Cottonwood Ave	Standard	43,723	47

Zone D (Landscape Maintenance) Improvements

All measurements, counts, and square footages are estimated. Actual locations and amounts may be determined by the approved plans as recorded with the City.

Tract Number	General Location of Improvements	Maintenance Service Level	Landscape Area (sq. ft.)	Trees
31284	West side of Quincy St wrapping onto the south side of Cottonwood Ave	Standard	28,321	72
31424	South side of Eucalyptus Ave	Standard	8,750	9
31591	North side of Eucalyptus Ave and the west side of Morrison St	Standard	16,445	37
32018	North side of Cottonwood Ave between Perris Blvd and Kitching St	Reduced	7,865	4
32625	South side of Cottonwood Ave wrapping onto the west side of Redlands Blvd also includes a landscaped median on Redlands Blvd	Standard	17,826	37
32715	East side of Perris Blvd wrapping onto the south of Ironwood Ave	Standard	30,968	55

Attachment: CSD Annual Levy Report [Revision 1] (1473 : PUBLIC HEARING TO CONSIDER RESOLUTIONS TO CONTINUE MORENO VALLEY

Zone D (Landscape Maintenance) Equipment

Tract Number	General Location of Improvements	Maintenance Service Level	Maxicom Irrigation Controller	Aqua Conserve Irrigation Controller	Battery Operated Irrigation Controller	Electrical/ Irrigation Enclosure	Irrigation Booster Pump	Recycled Water Spin Filter
10191/18468	Southeast corner of Eucalyptus Ave/Graham St	Reduced	-	-	1	-	-	-
11848	West side of Graham St between Old Valley Dr & Sunnymeadows Dr	Reduced	-	1	-	1	-	-
12305	East side of Pigeon Pass Rd on either side of /Western Ridge Rd	Standard	-	1	1	1	-	-
12773	South side of JFK Dr and the west side Lasselie St	Standard	-	1	-	1	-	-
12902	South side of Ironwood Ave primarily west of Lasselie St	Standard	-	1	-	1	-	-
13576/19080/19081	South side of Ironwood Ave and the west side Pigeon Pass Rd	Reduced	-	1	-	1	-	-
13585	West side of Lasselie St north of Bay Ave	Reduced	-	1	-	1	-	-
14387/12268	East side of Pigeon Pass Rd north of Swan St	Standard	-	1	-	1	-	-
15387	North side of Alessandro Blvd wrapping onto the west side Graham St	Reduced	-	1	-	1	-	-
15433	East side of Perris Blvd wrapping onto the south side of Santiago Dr also includes the north side of Iris Ave	Reduced	-	2	-	2	-	-
16768	North side of Eucalyptus Ave west of Lasselie St	Reduced	-	1	-	1	-	-
16769	West side of Lasselie St north of Dracaea Ave and the south side of Eucalyptus Ave	Standard	-	1	-	1	-	-
16770	South side of Cottonwood Ave east of Stockbrook Rd and west of Terra Bella Ave	Reduced	-	1	-	1	-	-
17033	East side of Kitching St north of Dracaea Ave	Reduced	-	1	-	1	-	-
17176	North side of Box Springs Rd west of Day St	Reduced	-	1	-	1	-	-
17334	North side of Locust Ave at Twilight Way	Reduced	-	1	-	1	-	-
17387	East side of Kitching St south of Brodiaea Ave	Reduced	-	1	-	1	-	-
17457	South side of Cactus Ave at Parkwood Ct	Reduced	-	1	-	1	-	-
17867	West side of Lasselie St north of Brodiaea Ave	Reduced	-	1	-	1	-	-
18283	North side of Ironwood Ave between Dream St and Bayless St	Standard	-	1	-	1	-	-
18512/21322	West side of Heacock St at Parkland Ave and the medians along Parkland Ave	Standard	-	2	-	2	-	-
18784/20906	Ironwood Ave/Kitching St/Hemlock Ave	Standard	-	2	-	2	-	-
18930	West side of Frederick St and south side of Eucalyptus Ave	Reduced	-	2	-	2	-	-
19032	West side of Heacock St at Gregory Lane and utility access trails within the tract	Standard	-	1	-	1	-	-
19141	North side of Cactus Ave west of Parkwood Ct	Standard	-	1	-	1	-	-
19142	North side of Cactus Ave east of Parkwood Ct	Standard	-	1	-	1	-	-
19143	North side of Cactus Ave at Rio Bravo Rd	Reduced	-	1	-	1	-	-
19208	North side of Ironwood Ave between Tuscola St and Slawson Ave	Reduced	-	-	1	-	-	-
19210	South side of John F Kennedy Dr and the west side of Perris Blvd	Standard	-	2	-	2	-	-
19233	South side of Ironwood Ave at Heritage Dr	Standard	-	1	-	1	-	-
19363	South side of Cactus Ave and west side of Lasselie St	Reduced	-	1	-	1	-	-
19434	South side of JFK Dr and east side of Kitching St	Reduced	-	-	1	1	-	-
19474	North side of Alessandro Blvd at Covey Quail Lane	Standard	-	1	-	1	-	-
19496	South side of Ironwood Ave at Tuscola St	Standard	-	1	-	-	-	-
19500	West side of Kitching St north of Dracaea Ave	Reduced	-	1	-	1	-	-
19509	South side of Cottonwood Ave and west side of Kitching St	Standard	-	1	-	1	-	-

Attachment: CSD Annual Levy Report [Revision 1] (1473 : PUBLIC HEARING TO CONSIDER RESOLUTIONS TO CONTINUE MORENO VALLEY

Zone D (Landscape Maintenance) Equipment

Tract Number	General Location of Improvements	Maintenance Service Level	Maxicom Irrigation Controller	Aqua Conserve Irrigation Controller	Battery Operated Irrigation Controller	Electrical/ Irrigation Enclosure	Irrigation Booster Pump	Recycled Water Spin Filter
19518/18372	West side of Lasselle St south of Bay and north side of Alessandro Blvd at Chara St	Reduced	-	2	-	2	-	-
19529	South side of Eucalyptus Ave at Lena St	Standard	-	1	-	1	-	-
19533	South side of Ironwood Ave west of Heritage Dr	Standard	-	1	-	1	-	-
19541	South side of Eucalyptus Ave between Raenette Wy and Bender Dr	Standard	-	1	-	1	-	-
19551	East side of Pigeon Pass Rd and north side of Ironwood Ave	Reduced	-	1	-	1	-	-
19675	South side of Cactus Ave between Cochiti Dr and Rio Bravo Rd	Standard	-	1	-	1	-	-
19685	East side of Kitching St north side of Gentian Ave and west side of Lasselle St	Reduced	-	1	-	1	-	-
19799	North side of Eucalyptus Ave and east side of Kitching St	Reduced	-	1	-	1	-	-
19852	North side of Cottonwood Ave west side of Morrison Ln and Eucalyptus Ave	Standard	-	1	-	1	-	-
19862	South side of Ironwood Ave on either side of Weller Place	Reduced	-	1	-	1	-	-
19912	north side of Iris Ave west of Kitching St	Standard	-	1	-	1	-	-
19937	South side of Iris Ave wrapping onto the west side of Kitching St	Standard	-	1	-	1	-	-
19957	East side of Frederick St wrapping onto the north side of Bay Ave to Kristina Ct	Reduced	-	1	-	1	-	-
20030	East side of Pigeon Pass Rd south of Cougar Canyon	Reduced	-	1	-	1	-	-
20032	South side of Cottonwood Ave wrapping onto the east side of Indian St	Reduced	-	1	-	1	-	-
20072	North side of Ironwood Ave wrapping onto the west side of Mathews Rd	Reduced	-	1	-	1	-	-
20120	South side of JFK at Wintergreen St	Standard	-	-	1	-	-	-
20197	South side of Gentian Ave wrapping onto the west side of Indian St	Standard	-	1	-	1	-	-
20272	Small section on the north side of Box Springs Rd east of the apt complex and the east side of Clark St from the apt complex heading north	Reduced	-	2	-	2	-	-
20301	West side of Perris Blvd on either side of Northern Dancer and the east side of Indian St on either side of Freeport Dr	Reduced	-	2	-	2	-	-
20404	North side of Krameria Ave wrapping onto to the west side of Perris Blvd also includes a small section on the south side of Iris Ave	Standard	-	3	-	3	-	-
20525	North side of Eucalyptus Ave west of Elmhurst Dr	Reduced	-	1	-	1	-	-
20552	East side of Heacock St wrapping onto the north side of Gentian Ave	Reduced	-	1	-	1	-	-
20660	West side of Kitching St at Plumeria Ln	Reduced	-	1	-	1	-	-
20715	West side of Kitching St starting at Red Maple Ln wrapping onto the north side of Krameria Ave	Standard	-	2	-	2	-	-
20718	North side of Iris Ave wrapping onto the west side Indian St to Thomas Ave	Standard	-	1	-	1	-	-
20859	South east corner of Perris Blvd and Krameria Ave	Reduced	-	1	-	1	-	-
20869	West side of Indian St on either side of Wildwood St	Standard	-	1	-	1	-	-
20941	East side of Lasselle St north of Bay Ave	Reduced	-	1	-	1	-	-
21113	West side of Perris Blvd north of Suburban Ln and the east side of Indian St	Reduced	-	1	-	1	-	-
21332	North side of Ironwood Ave east of Day St	Reduced	-	1	-	1	-	-
21333	North side of Ironwood Ave east side of Barclay Dr	Reduced	-	1	-	1	-	-
21345	North side of Eucalyptus Ave east of Lasselle St	Standard	-	1	-	1	-	-
21597	East side of Kitching St wrapping onto the north side Cactus Ave	Standard	-	1	-	1	-	-
21616	North side of Cactus Ave wrapping onto the west side of Lasselle St	Standard	-	1	-	1	-	-

Attachment: CSD Annual Levy Report [Revision 1] (1473 : PUBLIC HEARING TO CONSIDER RESOLUTIONS TO CONTINUE MORENO VALLEY

Zone D (Landscape Maintenance) Equipment

Tract Number	General Location of Improvements	Maintenance Service Level	Maxicom Irrigation Controller	Aqua Conserve Irrigation Controller	Battery Operated Irrigation Controller	Electrical/ Irrigation Enclosure	Irrigation Booster Pump	Recycled Water Spin Filter
21737	West side of Kilgore St at Ironwood Ave	Reduced	-	1	-	1	-	-
21806	East side of Perris Blvd north of Mariposa Ave	Standard	-	1	-	1	-	-
22093	East side of Pigeon Pass Rd wrapping onto the south side of Swan St	Standard	-	1	-	1	-	-
22276	South side of Fir Ave wrapping onto the west side of Morrison Ln	Reduced	-	1	-	1	-	-
22277	North side of Fir Ave wrapping onto the west side of Morrison Ln	Reduced	-	1	-	1	-	-
22371	East side of Kitching St north of Atwood Ave and the south side of Eucalyptus Ave	Standard	-	1	-	1	-	-
22889	North side of Krameria Ave west of Emma Ln and the east side of Indian St	Standard	1	-	-	-	1	-
22999	South side of Ironwood Ave east of Lasselle St	Standard	-	1	-	1	-	-
23046	South side of Eucalyptus Ave east of Ninebark St and the west side of Lasselle St	Reduced	-	1	-	1	-	-
24721	South side of Eucalyptus Ave west of Shubert St	Reduced	-	1	-	1	-	-
27526	North side of Cottonwood Ave wrapping onto the east side of Lasselle St	Reduced	-	2	-	2	-	-
28882	South side of Ironwood Ave at Franklin St	Reduced	-	1	-	1	-	-
29038	South side of Krameria Ave east of Saddlebrook Ln and landscaping adjacent to a walkway from Krameria to Amy Ct	Reduced	-	1	-	1	-	-
30027	South side of Dracaea Ave, west side of Nason St, and the north side of Cottonwood Ave	Reduced	2	-	-	2	-	-
30967	East side of Indian St and the south side of Krameria to Emma Ln	Standard	1	-	-	1	1	-
31129	North of Cactus Ave between Oliver St and Moreno Beach Dr	Standard	1	-	-	1	-	-
31257	West side of Pigeon Pass Rd between Harland Dr and Swan St	Standard	1	-	-	1	-	-
31268	South side of Cottonwood Ave west of Wilmot St	Standard	Shares w/31269-1	-	-	Shares w/31269-1	Shares w/31269-1	-
31269	North side of Cottonwood Ave	Standard	1	-	-	1	1	-
31269-1	Median on Redlands Blvd between Cottonwood Ave and Dracaea Ave, parkway landscape on the west side of Redlands Blvd, south side of Dracaea Ave, and the north side of Cottonwood Ave	Standard	3	-	-	2	1	-
31284	West side of Quincy St wrapping onto the south side of Cottonwood Ave	Standard	1	-	-	1	1	-
31424	South side of Cottonwood Ave	Standard	1	-	-	1	-	-
31591	North side of Eucalyptus Ave and the west side of Morrison St	Standard	1	-	-	1	1	-
32018	North side of Cottonwood Ave between Perris Blvd and Kitching St	Reduced	-	-	-	-	-	-
32625	South side of Cottonwood Ave wrapping onto the west side of Redlands Blvd also includes a landscaped median on Redlands Blvd	Standard	1	-	-	-	1	-
32715	East side of Perris Blvd wrapping onto the south of Ironwood Ave	Standard	2	-	-	2	-	-

Attachment: CSD Annual Levy Report [Revision 1] (1473 : PUBLIC HEARING TO CONSIDER RESOLUTIONS TO CONTINUE MORENO VALLEY

Zone D (Landscape Maintenance) Monuments/Signs

Tract Number	General Location of Improvements	Maintenance Service Level	Name/Type/Location of Monument/Entry Statement
10191/18468	Southeast corner of Eucalyptus Ave/Graham St	Reduced	-
11848	West side of Graham St between Old Valley Dr & Sunnymeadows Dr	Reduced	"Serra Homes" Metal letter sign (2): NWC & SWC Graham/Old Valley
12305	East side of Pigeon Pass Rd on either side of /Western Ridge Rd	Standard	"Western Ridge Ranch" Wood letter sign : NEC Pigeon Pass/Western Ridge
12773	South side of JFK Dr and the west side Lasselle St	Standard	-
12902	South side of Ironwood Ave primarily west of Lasselle St	Standard	-
13576/19080/19081	South side of Ironwood Ave and the west side Pigeon Pass Rd	Reduced	-
13585	West side of Lasselle St north of Bay Ave	Reduced	-
14387/12268	East side of Pigeon Pass Rd north of Swan St	Standard	-
15387	North side of Alessandro Blvd wrapping onto the west side Graham St	Reduced	-
15433	East side of Perris Blvd wrapping onto the south side of Santiago Dr also includes the north side of Iris Ave	Reduced	-
16768	North side of Eucalyptus Ave west of Lasselle St	Reduced	-
16769	West side of Lasselle St north of Dracaea Ave and the south side of Eucalyptus Ave	Standard	-
16770	South side of Cottonwood Ave east of Stockbrook Rd and west of Terra Bella Ave	Reduced	-
17033	East side of Kitching St north of Dracaea Ave	Reduced	-
17176	North side of Box Springs Rd west of Day St	Reduced	-
17334	North side of Locust Ave at Twilight Way	Reduced	"Moonlight Rim" Wood letter sign : NEC Locust/Twilight
17387	East side of Kitching St south of Brodiaea Ave	Reduced	-
17457	South side of Cactus Ave at Parkwood Ct	Reduced	-
17867	West side of Lasselle St north of Brodiaea Ave	Reduced	-
18283	North side of Ironwood Ave between Dream St and Bayless St	Standard	-
18512/21322	West side of Heacock St at Parkland Ave and the medians along Parkland Ave	Standard	"Cooper Hill" Wood letter sign : SWC Heacock/Hillgate
18784/20906	Ironwood Ave/Kitching St/Hemlock Ave	Standard	"Westerly" Plastic letter sign : NWC Hemlock/Westerly
18930	West side of Frederick St and south side of Eucalyptus Ave	Reduced	-
19032	West side of Heacock St at Gregory Lane and utility access trails within the tract	Standard	-
19141	North side of Cactus Ave west of Parkwood Ct	Standard	-
19142	North side of Cactus Ave east of Parkwood Ct	Standard	-
19143	North side of Cactus Ave at Rio Bravo Rd	Reduced	-
19208	North side of Ironwood Ave between Tuscola St and Slawson Ave	Reduced	-

Zone D (Landscape Maintenance) Monuments/Signs

Tract Number	General Location of Improvements	Maintenance Service Level	Name/Type/Location of Monument/Entry Statement
19210	South side of John F Kennedy Dr and the west side of Perris Blvd	Standard	-
19233	South side of Ironwood Ave at Heritage Dr	Standard	-
19363	South side of Cactus Ave and west side of Lasselle St	Reduced	-
19434	South side of JFK Dr and east side of Kitching St	Reduced	-
19474	North side of Alessandro Blvd at Covey Quail Lane	Standard	-
19496	South side of Ironwood Ave at Tuscola St	Standard	-
19500	West side of Kitching St north of Dracaea Ave	Reduced	-
19509	South side of Cottonwood Ave and west side of Kitching St	Standard	-
19518/18372	West side of Lasselle St south of Bay and north side of Alessandro Blvd at Chara St	Reduced	-
19529	South side of Eucalyptus Ave at Lena St	Standard	-
19533	South side of Ironwood Ave west of Heritage Dr	Standard	-
19541	South side of Eucalyptus Ave between Raenette Wy and Bender Dr	Standard	-
19551	East side of Pigeon Pass Rd and north side of Ironwood Ave	Reduced	-
19675	South side of Cactus Ave between Cochiti Dr and Rio Bravo Rd	Standard	-
19685	East side of Kitching St north side of Gentian Ave and west side of Lasselle St	Reduced	-
19799	North side of Eucalyptus Ave and east side of Kitching St	Reduced	-
19852	North side of Cottonwood Ave west side of Morrison Ln and Eucalyptus Ave	Standard	-
19862	South side of Ironwood Ave on either side of Weller Place	Reduced	"Sunnymead Orchard" Plastic letter sign : SEC Ironwood/Weller
19912	north side of Iris Ave west of Kitching St	Standard	-
19937	South side of Iris Ave wrapping onto the west side of Kitching St	Standard	-
19957	East side of Frederick St wrapping onto the north side of Bay Ave to Kristina Ct	Reduced	-
20030	East side of Pigeon Pass Rd south of Cougar Canyon	Reduced	-
20032	South side of Cottonwood Ave wrapping onto the east side of Indian St	Reduced	-
20072	North side of Ironwood Ave wrapping onto the west side of Mathews Rd	Reduced	-
20120	South side of JFK at Wintergreen St	Standard	-
20197	South side of Gentian Ave wrapping onto the west side of Indian St	Standard	-
20272	Small section on the north side of Box Springs Rd east of the apt complex and the east side of Clark St from the apt complex heading north	Reduced	-

Zone D (Landscape Maintenance) Monuments/Signs

Tract Number	General Location of Improvements	Maintenance Service Level	Name/Type/Location of Monument/Entry Statement
20301	West side of Perris Blvd on either side of Northern Dancer and the east side of Indian St on either side of Freeport Dr	Reduced	"Mariner's Pointe" Metal letter sign (2): NWC & SWC Perris/Northern Dancer
20404	North side of Krameria Ave wrapping onto to the west side of Perris Blvd also includes a small section on the south side of Iris Ave	Standard	-
20525	North side if Eucalyptus Ave west of Elmhurst Dr	Reduced	"California Seasons" Tile sign : NEC Eucalyptus/Montecello
20552	East side of Heacock St wrapping onto the north side of Gentian Ave	Reduced	-
20660	West side of Kitching St at Plumeria Ln	Reduced	-
20715	West side of Kitching St starting at Red Maple Ln wrapping onto the north side of Krameria Ave	Standard	-
20718	North side of Iris Ave wrapping onto the west side Indian St to Thomas Ave	Standard	-
20859	South east corner of Perris Blvd and Krameria Ave	Reduced	-
20869	West side of Indian St on either side of Wildwood St	Standard	-
20941	East side of Lasselle St north of Bay Ave	Reduced	-
21113	West side of Perris Blvd north of Suburban Ln and the east side of Indian St	Reduced	-
21332	North side of Ironwood Ave east of Day St	Reduced	-
21333	North side of Ironwood Ave east side of Barclay Dr	Reduced	-
21345	North side of Eucalyptus Ave east of Lasselle St	Standard	-
21597	East side of Kitching St wrapping onto the north side Cactus Ave	Standard	-
21616	North side of Cactus Ave wrapping onto the west side of Lasselle St	Standard	-
21737	West side of Kilgore St at Ironwood Ave	Reduced	-
21806	East side of Perris Blvd north of Mariposa Ave	Standard	-
22093	East side of Pigeon Pass Rd wrapping onto the south side of Swan St	Standard	-
22276	South side of Fir Ave wrapping onto the west side of Morrison Ln	Reduced	-
22277	North side of Fir Ave wrapping onto the west side of Morrison Ln	Reduced	-
22371	East side of Kitching St north of Atwood Ave and the south side of Eucalyptus Ave	Standard	-
22889	North side of Krameria Ave west of Emma Ln and the east side of Indian St	Standard	-
22999	South side of Ironwood Ave east of Lasselle St	Standard	-
23046	South side of Eucalyptus Ave east of Ninebark St and the west side of Lasselle	Reduced	-
24721	South side of Eucalyptus Ave west of Shubert St	Reduced	-
27526	North side of Cottonwood Ave wrapping onto the east side of Lasselle St	Reduced	"The Groves" Wood sign: NEC Cottonwood/Lakeport

Zone D (Landscape Maintenance) Monuments/Signs

Tract Number	General Location of Improvements	Maintenance Service Level	Name/Type/Location of Monument/Entry Statement
28882	South side of Ironwood Ave at Franklin St	Reduced	-
29038	South side of Krameria Ave east of Saddlebrook Ln and landscaping adjacent to a walkway from Krameria to Amy Ct	Reduced	-
30027	South side of Dracaea Ave, west side of Nason St, and the north side of Cottonwood Ave	Reduced	-
30967	East side of Indian St and the south side of Krameria to Emma Ln	Standard	-
31129	North of Cactus Ave between Oliver St and Moreno Beach Dr	Standard	"Celebrations homes" Plastic letter sign : NWC Cactus/Dusty Coyote
31257	West side of Pigeon Pass Rd between Harland Dr and Swan St	Standard	-
31268	South side of Cottonwood Ave west of Wilmot St	Standard	-
31269	North side of Cottonwood Ave	Standard	-
31269-1	Median on Redlands Blvd between Cottonwood Ave and Dracaea Ave, parkway landscape on the west side of Redlands Blvd, south side of Dracaea Ave, and the north side of Cottonwood Ave	Standard	-
31284	West side of Quincy St wrapping onto the south side of Cottonwood Ave	Standard	-
31424	South side of Eucalyptus Ave	Standard	-
31591	North side of Eucalyptus Ave and the west side of Morrison St	Standard	-
32018	North side of Cottonwood Ave between Perris Blvd and Kitching St	Reduced	-
32625	South side of Cottonwood Ave wrapping onto the west side of Redlands Blvd also includes a landscaped median on Redlands Blvd	Standard	-
32715	East side of Perris Blvd wrapping onto the south of Ironwood Ave	Standard	-

Zone E (Extensive Landscape Maintenance) Improvements

All measurements, counts, and square footages are estimated. Actual locations and amounts may be determined by the approved plans as recorded with the City.

Area	Location of Improvements	Maintenance Service Level	Landscape Area (sq. ft.)*	Trees
Zone E-7	Parkway and median landscaping generally surrounding the Centerpointe area, bordered by Elsworth St on the west, Alessandro Blvd on the north, Cactus Ave on the south, and Frederick St on the east	Standard	178,160	318
Zone E-8	Parkway landscaping generally surrounding the housing community bordered by Oliver St on the west, Cactus Ave on the north, John F Kennedy Dr on the south, and Moreno Beach Dr on the east	Standard	68,104	157

* Excludes areas not yet accepted for maintenance by the CSD.

Patio Shelters/Fencing/Trash Cans/Park Benches

Area	Location of Improvements	Maintenance Service Level	No. of and Locations of Patio Shelters	Location/Length of Fencing *	Trash Cans	Park Benches
Zone E-7	Parkway and median landscaping generally surrounding the Centerpointe area, bordered by Elsworth St on the west, Alessandro Blvd on the north, Cactus Ave on the south, and Frederick St on the east	Standard	-	-	-	-
Zone E-8	Parkway landscaping generally surrounding the housing community bordered by Oliver St on the west, Cactus Ave on the north, John F Kennedy Dr on the south, and Moreno Beach Dr on the east	Standard	-	Approx. 1,580 ft of vinyl rail fencing on E/S of Oliver from JFK to Cactus.	-	-

* Excludes areas not yet accepted for maintenance by the CSD.

Equipment

Area	Location of Improvements	Maintenance Service Level	Maxicom Irrigation Controller	Aqua Conserve Irrigation Controller	Electrical/Irrigation Enclosure	Landscape Lighting	Irrigation Booster Pump	Recycled Water Spin Filter
Zone E-7	Parkway and median landscaping generally surrounding the Centerpointe area, bordered by Elsworth St on the west, Alessandro Blvd on the north, Cactus Ave on the south, and Frederick St on the east	Standard	5	-	7	17 Palm tree lights & 9 tree flood lights on NWC, NEC Alessandro/Frederick & SWC, SEC Cactus/Frederick	-	-
Zone E-8	Parkway landscaping generally surrounding the housing community bordered by Oliver St on the west, Cactus Ave on the north, John F Kennedy Dr on the south, and Moreno Beach Dr on the east	Standard	5	-	5	-	-	-

Monuments/Entry Statements

Area	Location of Improvements	Maintenance Service Level	Name/Type/Location of Monument/Entry Statement
Zone E-7	Parkway and median landscaping generally surrounding the Centerpointe area, bordered by Elsworth St on the west, Alessandro Blvd on the north, Cactus Ave on the south, and Frederick St on the east	Standard	"Centerpointe" Concrete monument sign (4): NWC, NEC Alessandro/Frederick. & SWC, SEC Cactus/Frederick.
Zone E-8	Parkway landscaping generally surrounding the housing community bordered by Oliver St on the west, Cactus Ave on the north, John F Kennedy Dr on the south, and Moreno Beach Dr on the east	Standard	"Promontory Park" Metal letter sign (2): NWC & SWC Moreno Beach/Auburn.

Zone M (Median Landscape Maintenance) Improvements

All measurements, counts, and square footage amounts are estimated. Actual locations and amounts may be determined by the approved plans as recorded with the City.

Location of Improvements	Maintenance Service Level	Landscape Area (sq. ft.)	Trees
Old Highway 215 Monuments located at the northeast and southeast corners of Alessandro Blvd and Old 215 Frontage Rd	Standard	11,793	6
Landscaped medians located along Alessandro Blvd between Old 215 Frontage Rd and Frederick St	Standard	48,139	55
Landscaped medians located along Alessandro Blvd between Frederick St and Heacock St	Standard	49,077	46
Landscaped medians located along Alessandro Blvd between Heacock St and Perris Blvd	Standard	4,827	3
Landscaped medians located along Alessandro Blvd between Flaming Arrow Dr and Kitching St	Standard	10,536	19
Landscaped median located along Perris Blvd from Alessandro Blvd to 600' north of Brodiaea Ave	Standard	556	1
Landscaped medians located along Perris Blvd between John F. Kennedy Dr and Filaree Ave	Standard	5,432	14
Landscaped medians located along Perris Blvd, approx. 400' south of Santiago Dr to Iris Ave	Standard	1,780	7
Landscaped medians located along Perris Blvd between Red Maple Ln and Krameria Ave	Standard	3,048	5
Landscaped median along Perris Blvd, approx. 225' south of Rivard Rd to Nandina Ave	Standard	8,020	15
Landscaped median located along Perris Blvd, approx. 630' south of Nandina Ave to Globe St	Standard	2,619	8
Landscaped median located along Perris Blvd, approx. 250' south of Globe St to Harley Knox Blvd	Standard	4,338	9
Landscaped median located along Perris Blvd, 100' south of Myers Ave to Eucalyptus Ave	Standard	1,446	4
Landscaped medians located along Perris Blvd between Iris Ave and Red Maple Ln	Standard	4,562	13
Parkway on the south side of Elder Ave from Grenville Ave to Brewster Dr	Standard	7,533	52
Landscaped median along Cactus Ave from Elsworth St to 650' west of Elsworth St	Standard	2,268	3
Landscaped medians along Cactus Ave between Frederick St and Heacock St	Standard	28,837	27
Landscaped medians along Moreno Beach Dr between Cactus Ave and Brodiaea Ave	Standard	5,628	3
Landscaped medians along Old 215 Frontage Rd from Alessandro Blvd to 250' south of Alessandro Blvd	Standard	3,905	8
Landscaped medians along Eucalyptus Ave from Theodore St to approx. 1,600' east of Redlands Blvd	Standard	36,129	49
Landscaped median along Cactus Ave 650' east of Elsworth St to Frederick St	Standard	8,262	40

Zone M (Median Landscape Maintenance) Equipment

Location of Improvements	Maxicom Irrigation Controller	Aqua Conserve Irrigation Controller	Electrical/ Irrigation Enclosure	Landscape Lighting	Irrigation Booster Pump
Old Highway 215 Monuments located at the northeast and southeast corners of Alessandro Blvd and Old 215 Frontage Rd	1	-	2	4 flood lights for MV monument signs on NWC & SWC of Aless./215	-
Landscaped medians located along Alessandro Blvd between Old 215 Frontage Rd and Frederick St	-	2	2	-	-
Landscaped medians located along Alessandro Blvd between Frederick St and Heacock St	-	2	2	-	-
Landscaped medians located along Alessandro Blvd between Heacock St and Perris Blvd	-	1	1	-	-
Landscaped medians located along Alessandro Blvd between Flaming Arrow Dr and Kitching St	1	-	1	-	-
Landscaped median located along Perris Blvd from Alessandro Blvd to 600' north of Brodiaea Ave	1	-	1	-	-
Landscaped medians located along Perris Blvd between John F. Kennedy Dr and Filaree Ave	1	-	1	-	-
Landscaped medians located along Perris Blvd, approx. 400' south of Santiago Dr to Iris Ave	-	1	1	-	-
Landscaped medians located along Perris Blvd between Red Maple Ln and Krameria Ave	1	-	1	-	-
Landscaped median along Perris Blvd, approx. 225' south of Rivard Rd to Nandina Ave	1	-	1	-	-
Landscaped median located along Perris Blvd, approx. 630' south of Nandina Ave to Globe St	1	-	1	-	-
Landscaped median located along Perris Blvd, approx. 250' south of Globe St to Harley Knox Blvd	1	-	1	-	-
Landscaped median located along Perris Blvd, 100' south of Myers Ave to Eucalyptus Ave	1	-	1	-	-
Landscaped medians located along Perris Blvd between Iris Ave and Red Maple Ln	1	-	1	-	-
Parkway on the south side of Elder Ave from Grenville Ave to Brewster Dr	-	1	1	-	-
Landscaped median along Cactus Ave from Elsworth St to 650' west of Elsworth St	-	1	1	-	-
Landscaped medians along Cactus Ave between Frederick St and Heacock St	1	-	1	-	-
Landscaped medians along Moreno Beach Dr between Cactus Ave and Brodiaea Ave	1	-	1	-	-
Landscaped medians along Old 215 Frontage Rd from Alessandro Blvd to 250' south of Alessandro Blvd	1	-	1	-	-
Landscaped medians along Eucalyptus Ave from Theodore St to approx. 1,600' east of Redlands Blvd	1	-	1	-	1
Landscaped median along Cactus Ave 650' east of Elsworth St to Frederick St	1	-	1	-	-

Zone M (Median Landscape Maintenance) Monument/Entry Statements

Location of Improvements	Name/Type/Location of Monument/Entry Statement
Old Highway 215 Monuments located at the northeast and southeast corners of Alessandro Blvd and Old 215 Frontage Rd	"Moreno Valley" Concrete monument sign (2): NEC & SEC of Alessandro/Old 215
Landscaped medians located along Alessandro Blvd between Old 215 Frontage Rd and Frederick St	-
Landscaped medians located along Alessandro Blvd between Frederick St and Heacock St	-
Landscaped medians located along Alessandro Blvd between Heacock St and Perris Blvd	-
Landscaped medians located along Alessandro Blvd between Flaming Arrow Dr and Kitching St	-
Landscaped median located along Perris Blvd from Alessandro Blvd to 600' north of Brodiaea Ave	-
Landscaped medians located along Perris Blvd between John F. Kennedy Dr and Filaree Ave	-
Landscaped medians located along Perris Blvd, approx. 400' south of Santiago Dr to Iris Ave	-
Landscaped medians located along Perris Blvd between Red Maple Ln and Krameria Ave	-
Landscaped median along Perris Blvd, approx. 225' south of Rivard Rd to Nandina Ave	-
Landscaped median located along Perris Blvd, approx. 630' south of Nandina Ave to Globe St	-
Landscaped median located along Perris Blvd, approx. 250' south of Globe St to Harley Knox Blvd	-
Landscaped median located along Perris Blvd, 100' south of Myers Ave to Eucalyptus Ave	-
Landscaped medians located along Perris Blvd between Iris Ave and Red Maple Ln	-
Parkway on the south side of Elder Ave from Grenville Ave to Brewster Dr	-
Landscaped median along Cactus Ave from Elsworth St to 650' west of Elsworth St	-
Landscaped medians along Cactus Ave between Frederick St and Heacock St	-
Landscaped medians along Moreno Beach Dr between Cactus Ave and Brodiaea Ave	-
Landscaped medians along Old 215 Frontage Rd from Alessandro Blvd to 250' south of Alessandro Blvd	-
Landscaped medians along Eucalyptus Ave from Theodore St to approx. 1,600' east of Redlands Blvd	-
Landscaped median along Cactus Ave 650' east of Elsworth St to Frederick St	-

Zone S (Sunnymead Blvd. Maintenance) Improvements and Equipment

All measurements, counts, and square footage amounts are estimated. Actual locations and amounts may be determined by the approved plans as recorded with the City.

Location of Improvements	Maintenance Service Level	Landscape Area (sq ft)	Trees	Maxicom Irrigation Controller	Electrical/ Irrigation Enclosure
Certain parkway and median landscaping along Sunnymead Blvd. between Frederick St. and Perris Blvd. that were installed in participation with the City and the former Redevelopment Agency of the City of Moreno Valley	Modified based on available funding	46,543	317	4	4

Equipment

Area	Maxicom Irrigation Controller	Electrical/ Irrigation Enclosure
1	4	4

Attachment: CSD Annual Levy Report [Revision 1] (1473 : PUBLIC HEARING TO CONSIDER RESOLUTIONS TO CONTINUE MORENO VALLEY

Appendix E: SERVICE GUIDELINES

**COMMUNITY SERVICES DISTRICTS
ZONE D (Parkway Landscape Maintenance)
GENERAL SERVICE LEVEL GUIDELINES ***

DESCRIPTION OF LANDSCAPE MAINTENANCE SERVICE	STANDARD MAINTENANCE SERVICE	REDUCED MAINTENANCE SERVICE	STREET TREE MAINTENANCE SERVICE
Mowing, Edging & Trimming (Of Turf Areas Only)	Weekly	Monthly (or Bi-monthly as needed)	N/A
Aeration	3 times per year	As needed	N/A
Tree Trimming	1 time every 3-4 years or when necessary to eliminate hazard and/or ROW encroachment	1 time every 5-7 years or when necessary to eliminate hazard and/or ROW encroachment	1 time every 5-7 years or when necessary to eliminate hazard and/or ROW encroachment
Shrub Trimming	1 time per year (minimum) to eliminate hazard and/or ROW encroachment	1 time per year to eliminate hazard and/or ROW encroachment	1 time per year to eliminate hazard and/or ROW encroachment
Ground Cover Trimming	4 times per year (quarterly) to eliminate hazard and/or ROW encroachment	2 times per year to eliminate hazard and/or ROW encroachment	2 times per year to eliminate hazard and/or ROW encroachment
Weed Control	Monthly	4 times per year (quarterly)	4 times per year (quarterly)
Irrigation	Weekly (inspect/adjust/repair)	Monthly (inspect/adjust/repair)	Monthly (inspect/adjust/repair)
Litter Removal	Weekly	1 time per month or at least 1 time per 2 months	1 time per month or at least 1 time per 2 months
Turf Fertilizer	7 applications per year	3 applications per year	N/A
Shrub Fertilizer	2 applications per year	1 application per year	N/A
Tree Fertilizer	As needed	As needed	As needed
Pesticides:			
Shrubs/Ground Covers (pre-emergent)	2 times per year	As needed (budget permitting)	N/A
Shrubs/Ground Covers (insect/disease control)	As needed	As needed (budget permitting)	N/A
Shrubs/Ground Covers (vertebrate pest control)	As needed	As needed (budget permitting)	N/A
Turf (weed control)	As needed	As needed (budget permitting)	N/A
Turf (vertebrate pest control)	As needed	As needed (budget permitting)	N/A

* The table sets forth the general guidelines for landscape maintenance services. Since every service area is unique and may require adjusted services based on seasonal demands and available funding, the actual services provided shall be determined by the Special Districts Division Manager. The service level for each service area is contingent upon available funding to support the designated level of service.

COMMUNITY SERVICES DISTRICTS
ZONE E (Extensive Landscape Maintenance)
GENERAL SERVICE LEVEL GUIDELINES *

DESCRIPTION OF LANDSCAPE MAINTENANCE SERVICE	STANDARD MAINTENANCE SERVICE	REDUCED MAINTENANCE SERVICE	STREET TREE MAINTENANCE SERVICE
Mowing, Edging & Trimming (Of Turf Areas Only)	Weekly	Monthly (or Bi-monthly as needed)	N/A
Aeration	3 times per year	As needed (budget permitting)	N/A
Tree Trimming	1 time every 3-4 years or when necessary to eliminate hazard and/or ROW encroachment	1 time every 5-7 years or when necessary to eliminate hazard and/or ROW encroachment	1 time every 5-7 years or when necessary to eliminate hazard and/or ROW encroachment
Shrub Trimming	1 time per year (minimum) to eliminate hazard and/or ROW encroachment	1 time per year to eliminate hazard and/or ROW encroachment	1 time per year to eliminate hazard and/or ROW encroachment
Ground Cover Trimming	4 times per year (quarterly) to eliminate hazard and/or ROW encroachment	2 times per year to eliminate hazard and/or ROW encroachment	2 times per year to eliminate hazard and/or ROW encroachment
Weed Control	Monthly	4 times per year (quarterly)	4 times per year (quarterly)
Irrigation	Weekly (inspect/adjust/repair)	Monthly (inspect/adjust/repair)	Monthly (inspect/adjust/repair)
Litter Removal	Weekly	1 time per month or at least 1 time per 2 months	1 time per month or at least 1 time per 2 months
Turf Fertilizer	8 applications per year (minimum)	3 applications per year	N/A
Shrub Fertilizer	2 applications per year	1 application per year	N/A
Tree Fertilizer	As needed	As needed (budget permitting)	As needed (budget permitting)
Pesticides:			
Shrubs/Ground Covers	Pre-emergent 2 times per year	As needed (budget permitting)	N/A
Shrubs/Ground Covers	Insect/disease control (as needed)	As needed (budget permitting)	N/A
Shrubs/Ground Covers	Vertebrate pest control Monthly (minimum)	As needed (budget permitting)	N/A
Turf	Weed control, insect, and disease control (as needed)	As needed (budget permitting)	N/A
Turf	Vertebrate pest control Monthly (minimum)	As needed (budget permitting)	N/A

* The table sets forth the general guidelines for landscape maintenance services. Since every service area is unique and may require adjusted services based on seasonal demands and available funding, the actual services provided shall be determined by the Special Districts Division Manager. The service level for each service area is contingent upon available funding to support the designated level of service.

Appendix F: ASSESSMENT ROLL

The List of Assessments
Is On File with the Secretary to the CSD Board (Office of the City Clerk)

Attachment: CSD Annual Levy Report [Revision 1] (1473 : PUBLIC HEARING TO CONSIDER RESOLUTIONS TO CONTINUE MORENO VALLEY



Report to City Council

TO: Mayor and City Council
 Mayor and City Council Acting in its Capacity as President and Members of the Board of Directors of the Moreno Valley Community Services District (CSD)
 Mayor and City Council Acting in its Capacity as Chairman and Commissioners of the Moreno Valley Housing Authority (HA)

FROM: Richard Teichert, Chief Financial Officer

AGENDA DATE: June 9, 2015

TITLE: PUBLIC HEARING ESTABLISHING APPROPRIATIONS ("GANN") LIMITS FOR FISCAL YEAR 2015-16 AND ADOPTION OF THE FISCAL YEAR 2015/16 – 2016/17 BUDGET

RECOMMENDED ACTION

Recommendations: That the City Council:

1. Conduct a Public Hearing to receive public comments on the City's appropriations limit for Fiscal Year 2015/16.
2. Adopt Resolution No. 2015-49. A Resolution of the City Council of the City of Moreno Valley, California, Adopting the Budget for Fiscal Years 2015/16 – 2016/17.
3. Approve the Business License Liaison, Fleet Maintenance Supervisor and Building Safety Supervisor job classifications.
4. Approve the position control as detailed in the Proposed Budget presented as Exhibit A.
5. Adopt Resolution No. 2015-50. A Resolution of the City Council of the City of Moreno Valley, California, Establishing the Appropriations Limit for Fiscal Year 2015/16.

Recommendations: That the Housing Authority:

1. Adopt Resolution No. HA 2015-03. A Resolution of the Moreno Valley Housing Authority of the City of Moreno Valley, California, Adopting the Budget for Fiscal Years 2015/16 – 2016/17.

Recommendations: That the CSD:

1. Conduct a Public Hearing to receive public comments on the Moreno Valley Community Services District's appropriations limit for Fiscal Year 2015/16.
2. Adopt Resolution No. CSD 2015-26. A Resolution of the Moreno Valley Community Services District of the City of Moreno Valley, California, Adopting the Budget for Fiscal Years 2015/16 – 2016/17.
3. Adopt Resolution No. CSD 2015-27. A Resolution of the Moreno Valley Community Services District of the City of Moreno Valley, California, Establishing the Appropriations Limit for Fiscal Year 2015/16.

BACKGROUND

The City of Moreno Valley adopts a two-year operating budget to plan the use of resources available to provide services for residents and businesses. The next two-year cycle begins July 1, 2015.

The Proposed Budget presents projected operating revenues and expenditures for the two fiscal years: Fiscal Years (FY) 2015/16 – 2016/17. The budget includes all component units of the City, including the General Fund, Community Services District and Housing Authority. The Budget includes both Operating Budgets and Capital Improvement Project budget requests for projects provided in the separate Capital Improvement Plan (CIP) as adopted by the City Council on May 26, 2015.

DISCUSSION

Per the City Council's direction, the adopted General Fund budgets for FY 2013/14 and 2014/15 were fully balanced. This action closed a \$7 million structural deficit that had persisted since the national economic recession. For the first time since 2008, the City's Budget was balanced without the use of General Fund reserves.

The FY 2014/15 amended General Fund budget is projected to finish the year in balance. Through the balanced budget at the direction of the Council, the City has been able to begin to slowly replenish reserve funds, maintain a balanced budget, and increase some services to the public.

As proposed, the FY 2015/16 – 2016/17 budget continues to maintain a balanced General Fund, implements new efficiencies in City operations, and creates a strong foundation for the ongoing and future success of the City.

In addition to the General Fund, the City budget also presents proposed revenues and expenditures for Capital Projects, Special Revenues, Community Services District (CSD), Successor Agency, Housing Authority, Electric Utility (MVU), Debt Service and Internal Service Funds.

Capital Improvement Plan

The Capital Improvement Plan (CIP) financial activity is included throughout the budget and specific project details are compiled in a separate document. The proposed CIP projects were adopted by City Council on May 26, 2015.

Special Revenue Funds

Special Revenue Funds account for the activity associated with revenues that are restricted to particular uses. They include Gas Taxes, Measure A, grants, and Development Impact Fees (DIF).

Gas Tax and Measure A funding is restricted to street-related operating and capital spending. As the General Fund was experiencing large deficits during the recession, a strategy to preserve service levels was implemented which moved eligible operating costs to these special funds. Examples of functions which were moved from the General Fund into these special revenue funds include street sweeping, street maintenance and operations, street signing and striping, traffic signal maintenance, graffiti removal and crossing guard services. While this allowed important services to continue, it has resulted in a reduced ability to provide funding for street overlay/reconstruction and other capital projects. The rapid decline of gasoline prices is also having a significant impact on Gas Tax revenues, which have been reduced by an estimated \$1.5 million in FY 2015/16 (a 25% reduction from the previous fiscal year). The budget proposes significant changes to address this dramatic decline in revenue.

Grant funds are created to account for local, State and Federal grant awards. They are typically created when the grant is approved and final award is confirmed. These vary from year to year.

Development Impact Fees (DIF) are imposed on new development to account for increased impacts on public infrastructure caused by the development. There are several categories of DIF created to accumulate project monies for various public buildings, traffic improvements, and equipment needs. California State law (Assembly Bill 1600) controls the use and maintenance of the DIF accounts. The most significant DIF issue is the police facility DIF fund, which has a negative fund balance of approximately \$3.5 million. This is the result of debt service payments on bonds issued to modify the police facility. Ultimately, this negative balance and ongoing debt payments will be the responsibility of the General Fund if DIF payments are not sufficient to meet the obligation. A new study has been undertaken to analyze the current DIF fees and the projected needs of the City. This study will be brought back to Council at a later date.

Community Services District (CSD)

There are nine funds within the CSD that provide specific services to areas of the City. Services include library, parks and recreation, street lighting and landscaping. Funding for the CSD comes from a combination of parcel fees, property taxes and fees for service. The revenue model for the CSD is being restructured to keep pace with changes in State law. Currently, the ability to secure sufficient revenues to maintain service levels is hampered by reduced parcel fee growth and voter resistance to approving revenue increases to pay for increased costs of existing or new service. This has been demonstrated by prior failed attempts to increase funding for street lighting and landscaping costs.

The largest component of the CSD is Zone A. This Zone provides parks and community services for the City. While a General Fund transfer of \$521,021 is proposed to balance this fund over the next two fiscal years, revenue growth is limited and ongoing costs will continue to outpace ongoing revenues. Staff will be analyzing this zone and recommending adjustments during the coming year.

Successor Agency

The Successor Agency was created when the State eliminated all Redevelopment Agencies throughout California. The process of redefining how funds can be used has been a complicated one. The number of issues has narrowed as City staff and the State Department of Finance have defined expenditure eligibility. The special funds created for the Successor Agency serve as the accounting structure to ensure proper segregation of the remaining amounts available to the City. The tax increment received will fund the enforceable obligations. Excess tax increment over these obligations of approx. \$6 million is now returned to the original taxing agencies, primarily schools. Only \$250,000 is available for administration with the General Fund providing support for any additional costs.

Electric Utility

The Moreno Valley Utility (MVU) is an enterprise created by the City to provide the operation, maintenance and business planning for the City's electric utility. The utility currently serves over 5,900 customers. The primary source of revenues is charges for service. The utility is now in a position that revenues are exceeding the costs of operation and debt service. This provides the opportunity to build critically needed reserves for working capital, equipment replacement and rate stabilization. The ability to build these reserves will increase as the number of customers grows.

Debt Service

Debt service funds are created to account for the payment of principal, interest and administration costs associated with various debt instruments issued for general-purpose projects. In some cases, there are multiple sources of funding for the required payments.

Internal Service Funds

Internal service funds are used to allocate shared costs to various operating funds. These include General Liability, Workers' Compensation, Facilities Maintenance, Equipment Maintenance and Equipment Replacement Reserves. Costs paid in each fund are spread to operating funds based on different methods of determining usage.

Transparency and Public Outreach

This review of the proposed budget provides a public process to discuss the City's proposed budget with the City Council and public to make the process as transparent as possible. The review of the budget as part of this initial adoption, subsequent amendments, and periodic reviews provides an ongoing public process to monitor expenditures and revenues throughout the fiscal years.

As part of the budget adoption process, the City Council has requested a series of discussions related to the proposed budget long-term financial issues impacting the City. These discussions occurred through various City Council meetings and study sessions, with the intent to review and discuss details and related impacts. Information presented on these topics was posted on the City's web site as part of the posted Agenda Packages. The budget process is an ongoing process throughout each fiscal year with all items continuing to be monitored and reviewed following the initial adoption. The following provides a summary of some of the budget activities which have occurred to date and some tentative future planned events:

Historical Events

February:	Study Session – Long Range Business Projections reviewed
April:	Proposed Budget available to public
April:	Council Member 1:1 meetings to review budget
May 5:	Study Session – Budget review
May 12:	Council Meeting – Budget review
May:	Proposed budget reviewed by public and City Council
May:	Council Member 1:1 meetings to review budget
May 26:	Council Meeting – Employee Memorandum of Understanding and Capital Improvement Plan
June 9:	Budget Adopted (effective July 1)

Future Events/Study Sessions

- Quarterly budget reviews
- User Fees study
- Development Impact Fees/Quimby study
- Transient Occupancy Tax (TOT) rate review
- Gas Tax and Measure A fund review
- Utility User Tax (UUT) analysis
- Library facilities funding analysis
- Street Light funding analysis
- Examine parks Zone A and CFD revenues

Budget Adjustments

Since the initial Proposed Budget was presented to the City Council on May 5, based on Council direction, the Proposed Budget Book as presented this evening includes some changes to the revenue and expense appropriations. Some of these items approved by Council include the adoption of the Capital Improvement Plan, the approval of the employee Memorandum of Understanding, the appointment of the Community Development Director, amendments to Landscape Maintenance District 2014-02 and the increase to vehicle replacement funds for the purchase of the Urban Search and Rescue vehicle and equipment. Additionally, the City Manager reduced the proposed budget to exclude the creation of and funding for the Parks and Community Services Division Manager. Through budget meetings with the City Council, staff has also received direction on some additional changes to occur within this updated draft, including a reduction to the City Manager's discretionary funds from \$125,000 down to \$50,000.

The following table provides a summary of the General Fund budget adjustments.

Proposed Operating Budget – General Fund

	FY 2015/16	FY 2016/17
City Manager Proposed Budget 5/5/15		
Revenues	\$91,885,401	\$95,429,178
Expenditures	91,734,635	95,252,854
Total	\$150,766	\$176,324
Proposed Budget Adjustments		
Revenues	\$0	\$0
Expenditures	(99,439)	(98,694)
Total	\$(99,439)	\$(98,694)
City Manager Proposed Budget 6/9/15		
Revenues	\$91,885,401	\$95,429,178
Expenditures	91,635,196	95,154,160
Total	\$250,205	\$275,018

GANN Limits

On November 6, 1979, California voters approved the Gann Spending Limitation Initiative (Proposition 4) establishing Article XIII B of the State Constitution. Article XIII B sets limits on the amount of tax revenues that the State and most local governments can appropriate within a given fiscal year. Its basic provisions are as follows:

- Each year, the State and local governments must adopt a resolution establishing an appropriations limit, also known as the "Gann Limit". Fiscal Year 1984-85 appropriations serve as the base for this limit, with adjustments being made

annually to reflect increases in population, the cost of living, and financial responsibility transfers.

- Only tax proceeds are subject to the limit. Charges for services, regulatory fees, grants, loans, donations and other non-tax proceeds are not subject to the limit. Exemptions are also made for voter-approved debt, debt that existed prior to January 1, 1979, and for the cost of compliance with court or Federal government mandates.
- All tax revenues received in excess of the appropriations limit must be refunded to taxpayers within a two-year period.
- The voters may approve an increase in the appropriations limit. For the increase to remain in effect, however, it must be re-approved by voters at four-year intervals.

On June 5, 1990, California voters approved the Traffic Congestion Relief and Spending Limitation Act (Proposition 111), which made various amendments to Article XIII B of the State Constitution. The major changes, which became effective July 1, 1990, are as follows:

- The change in the cost of living is defined to be either the change in California per capita personal income or the change in assessed valuation due to the addition of non-residential new construction or the change in the U.S. Consumer Price Index or the change in California per capita personal income.
- The change in population is defined as either a change in the City's population or a change in the County's population, whichever is greater.
- "Qualified capital outlay projects" were added to the items exempted from the appropriations limit. Qualified capital outlay projects must have a useful life of ten or more years and a cost that equals or exceeds \$100,000.
- Tax revenues received in excess of the appropriations limit must be refunded to taxpayers only if the limit is exceeded over a two-year period.
- The annual calculation of the appropriations limit must be reviewed as part of the City's annual financial audit.

Proposition 111 provides several options for calculating increases in the appropriations limit. With respect to the change in population, the increase in the County's population was used since it was greater than the growth reported for the City (+1.29% vs. +.71%).

With respect to the change in the cost-of-living criterion, Per Capita Personal Income (+.3.82%) was used, as the change in non-residential assessed valuation information is not yet available from the County.

For purposes of this calculation, the City's total projected revenue proceeds from the General Fund are \$89,392,559. Of this amount, \$68,270,362 is identified as coming

from tax proceeds, while \$21,122,197 is identified as coming from non-tax proceeds. Exhibit A provides a breakdown of budgeted revenues and their classification as tax proceeds or non-tax proceeds. The Fiscal Year 2015-16 Preliminary Base Operating Budget contains appropriations subject to the limitation of \$68,270,362. This amount is \$38,731,731 below the City's legal appropriations limit of \$107,002,093.

For purposes of this calculation, the total projected revenue proceeds from the Community Services District are \$19,095,815. Of this amount, \$10,686,758 is identified as coming from tax proceeds, while \$8,409,057 is identified as coming from non-tax proceeds. Exhibit A provides a breakdown of budgeted revenues and their classification as tax proceeds or non-tax proceeds. The Fiscal Year 2015-16 Preliminary Base Operating Budget contains appropriations subject to the limitation of \$10,686,758. This amount is \$6,555,896 below the District's legal appropriations limit of \$17,242,654.

ALTERNATIVES

1. Conduct a Public Hearing to receive public comments on the City's appropriations limit for Fiscal Year 2015/16.
2. Conduct a Public Hearing to receive public comments on the CSD's appropriations limit for Fiscal Year 2015/16.
3. Adopt proposed resolution approving the Budget for the City of Moreno Valley for FY 2015/16 – 2016/17.
4. Adopt proposed resolution approving the Budget for the Moreno Valley Housing Authority for FY 2015/16 – 2016/17.
5. Adopt proposed resolution approving the Budget for the Moreno Valley Community Services District for FY 2015/16 – 2016/17.
6. Approve the Business License Liaison, Fleet Maintenance Supervisor and Building Safety Supervisor job classifications.
7. Approve the position control as detailed in the Proposed Budget presented as Exhibit A and the attached job classifications.
8. Adopt proposed resolution establishing the appropriations limit for the City of Moreno Valley for Fiscal Year 2015/16.
9. Adopt proposed resolution establishing the appropriations limit for the Moreno Valley Community Services District for Fiscal Year 2015/16.
10. Provide staff with further direction.

Staff recommends Alternatives 1-9.

FISCAL IMPACT

The FY 2015/16 – 2016/17 Budget provides the funding and expenditure plan for all operating funds. As such, it serves as the City's financial plan for the upcoming two fiscal years. The City Council will be kept apprised of the City's financial condition through Quarterly Budget Reviews. This practice has been utilized in the past and will be continued during FY 2015/16 to ensure that the City Council is apprised of the revenue and expense progress compared to the budget. Any unexpected changes in revenues or expenditures will be analyzed and addressed quickly to maintain the integrity of the budget.

Prepared By:
Marshall Eyerman
Financial Resources Division Manager

Prepared By:
Brooke McKinney
Treasury Operations Division Manager

Department Head Approval:
Michelle Dawson
City Manager

Concurred By:
Richard Teichert
Chief Financial Officer

CITY COUNCIL GOALS

Revenue Diversification and Preservation. Develop a variety of City revenue sources and policies to create a stable revenue base and fiscal policies to support essential City services, regardless of economic climate.

Public Safety. Provide a safe and secure environment for people and property in the community, control the number and severity of fire and hazardous material incidents, and provide protection for citizens who live, work and visit the City of Moreno Valley.

Public Facilities and Capital Projects. Ensure that needed public facilities, roadway improvements, and other infrastructure improvements are constructed and maintained.

Positive Environment. Create a positive environment for the development of Moreno Valley's future.

Community Image, Neighborhood Pride and Cleanliness. Promote a sense of community pride and foster an excellent image about our City by developing and executing programs which will result in quality development, enhanced neighborhood preservation efforts, including home rehabilitation and neighborhood restoration.

ATTACHMENTS

1. Resolution 2015-49_City Council
2. Exhibit A - Proposed Budget Book
3. Resolution 2015-03_Housing Authority
4. Resolution 2015-26_CSD
5. Resolution 2015-50_City Council Gann Limit
6. Exhibits A, B, C - Gann Limit General Fund

- 7. Resolution 2015-27_CSD Gann Limit
- 8. Exhibits A, B, C - Gann Limit CSD
- 9. Business License Liaison Job Classification
- 10. Fleet Maintenance Supervisor Job Classification
- 11. Building Safety Supervisor Job Classification
- 12. Proposed Two Year Budget FY 2015-16 2016-17 Presentation

APPROVALS

Budget Officer Approval	<u>✓ Approved</u>	6/03/15 9:12 AM
City Attorney Approval	<u>✓ Approved</u>	6/03/15 10:09 AM
City Manager Approval	<u>✓ Approved</u>	6/03/15 10:45 AM

RESOLUTION NO. 2015-49

A RESOLUTION OF THE CITY COUNCIL OF THE CITY OF
MORENO VALLEY, CALIFORNIA, ADOPTING THE
BUDGET FOR FISCAL YEARS 2015/16 – 2016/17

WHEREAS, the City Manager has heretofore submitted to the City Council a Proposed Budget for the City for Fiscal Years 2015/16 – 2016/17, a copy of which, as may have been amended by the City Council, is on file in the Office of the City Clerk and is available for public inspection; and

WHEREAS, the said Proposed Budget contains estimates of the services, activities and projects comprising the budget, and contains expenditure requirements and the resources available to the City; and

WHEREAS, the said Proposed Budget contains the estimates of uses of fund balance as required to stabilize the delivery of City services during periods of operational deficits; and

WHEREAS, the City Council has made such revisions to the Proposed Budget as so desired; and

WHEREAS, the Proposed Budget, as herein approved, will enable the City Council to make adequate financial plans and will ensure that City officers can administer their respective functions in accordance with such plans.

NOW, THEREFORE, THE CITY COUNCIL OF THE CITY OF MORENO VALLEY, CALIFORNIA, DOES HEREBY RESOLVE AS FOLLOWS:

1. The Proposed Budget, as Exhibit A to this Resolution and as on file in the Office of the City Clerk is hereby approved and adopted as the Budget of the City of Moreno Valley for the Fiscal Years 2015/16 – 2016/17.
2. The amounts of proposed expenditures, which include the uses of fund balance specified in the approved budget, are hereby appropriated for the various budget programs and units for said fiscal years.
3. Pursuant to Section 53901 of the California Government Code, by not later than August 30, 2015, the City Clerk shall file a copy of this Resolution with the Auditor/Controller of the County of Riverside.
4. Within fifteen (15) days after the adoption of this Resolution, the City Clerk shall certify to the adoption hereof and, as so certified, cause a copy to be posted in at least three (3) public places within the City.

APPROVED AND ADOPTED this 9th day of June, 2015.

Mayor of the City of Moreno Valley

ATTEST:

City Clerk

APPROVED AS TO FORM:

City Attorney

RESOLUTION JURAT

STATE OF CALIFORNIA)
COUNTY OF RIVERSIDE) ss.
CITY OF MORENO VALLEY)

I, Jane Halstead, City Clerk of the City of Moreno Valley, California, do hereby certify that Resolution No. 2015-49 was duly and regularly adopted by the City Council of the City of Moreno Valley at a regular meeting thereof held on the 9th day of June, 2015 by the following vote:

AYES:

NOES:

ABSENT:

ABSTAIN:

(Council Members, Mayor Pro Tem and Mayor)

CITY CLERK


(SEAL)

PROPOSED BUDGET



CITY OF MORENO VALLEY
FISCAL YEAR 2015-16
FISCAL YEAR 2016-17

Attachment: Exhibit A - Proposed Budget Book [Revision 2] (1488 : PUBLIC HEARING ESTABLISHING APPROPRIATIONS (?GANN?) LIMIT FOR



City of Moreno Valley

Proposed Budget

Fiscal Years 2015/16 – 2016/17



CITY COUNCIL

Jesse L. Molina, Mayor
Dr. Yxstian Gutierrez, Mayor Pro Tem
Jeffrey J. Giba, Councilmember
George Price, Councilmember
D. LaDonna Jempson, Councilmember


ADMINISTRATION

Michelle Dawson, City Manager
Richard Teichert, Chief Financial Officer/City Treasurer

Prepared by:
Financial & Management Services Department

14177 Frederick Street
Moreno Valley, CA
92552-0805

951.413.3021



**CITY OF MORENO VALLEY
FY 2015/16 – 2016/17 PROPOSED BUDGET
Table of Contents**

	<u>Page</u>
Introduction	
User's Guide to the Budget	i
City Organization Chart	x
Municipal Officials	xi
General Contacts	xii
California Society of Municipal Finance Officers (CSMFO) Award	xiv
City Manager's Budget Message	
City Manager's Budget Message	xv
Revenue and Resource Estimates	
Key Indicators	1
Summary of Resources	5
Revenue Profiles	7
Personnel and Staffing	
Customer Care Standards	15
Position Increases and Decreases	16
City Position Summary	18
Budget Summary	
Budget at a Glance	23
Citywide Fund Balance	31
General Fund Reserve Summary	34
Revenue & Expense Summary (grouped by Category) FY 2015/16	35
Revenue & Expense Summary (grouped by Category) FY 2016/17	38
Revenue Summary by Fund	41
Expenditure Summary by Fund	44
Transfers	48
Capital Assets	50
DEPARTMENT INFORMATION	
City Council	
Description/Goals	53
Position Summary	54
Operating Expenditure Budget	55
City Clerk	

**CITY OF MORENO VALLEY
FY 2015/16 – 2016/17 PROPOSED BUDGET
Table of Contents**

	<u>Page</u>
Description/Mission	57
Organization Chart/Position Summary	59
Operating Expenditure Budget	61
City Manager	
Description/Mission	63
Organization Chart/Position Summary	67
Operating Expenditure Budget	69
City Attorney	
Description/Mission	71
Organization Chart/Position Summary	73
Operating Expenditure Budget	75
Community Development Department	
Description/Mission	77
Organization Chart/Position Summary	82
Operating Expenditure Budget	84
Economic Development Department	
Description/Mission	87
Organization Chart/Position Summary	89
Operating Expenditure Budget	91
Financial & Management Services Department	
Description/Mission	93
Organization Chart/Position Summary	101
Operating Expenditure Budget	103
Fire Department	
Description/Mission	107
Organization Chart/Position Summary	109
Operating Expenditure Budget	111
Administrative Services Department	
Description/Mission	113
Organization Chart/Position Summary	119
Operating Expenditure Budget	121
Parks & Community Services Department	
Description/Mission	123
Organization Chart/Position Summary	128
Operating Expenditure Budget	130
Police Department	
Description/Mission	133

**CITY OF MORENO VALLEY
FY 2015/16 – 2016/17 PROPOSED BUDGET
Table of Contents**


	<u>Page</u>
Organization Chart/Position Summary	146
Operating Expenditure Budget	149
Public Works Department	
Description/Mission	151
Organization Chart/Position Summary	162
Operating Expenditure Budget	164
Non-Departmental Operating Expenditure Budget	171
GENERAL FUND	
Revenue & Expense Summary FY 2015/16	175
Revenue & Expense Summary FY 2016/17	176
Program Summary	177
Program Detail	180
COMMUNITY SERVICES DISTRICT	
Revenue & Expense Summary FY 2015/16	243
Revenue & Expense Summary FY 2016/17	246
Program Summary	249
Program Detail	251
SUCCESSOR AGENCY	
Revenue & Expense Summary FY 2015/16	295
Revenue & Expense Summary FY 2016/17	296
Program Summary	297
Program Detail	298
HOUSING AUTHORITY	
Revenue & Expense Summary FY 2015/16	305
Revenue & Expense Summary FY 2016/17	306
Program Summary	307
Program Detail	308
SPECIAL REVENUE FUNDS	
Revenue & Expense Summary FY 2015/16	311
Revenue & Expense Summary FY 2016/17	322
Program Summary	333

**CITY OF MORENO VALLEY
FY 2015/16 – 2016/17 PROPOSED BUDGET
Table of Contents**

	<u>Page</u>
Program Detail	337
CAPITAL PROJECTS FUNDS	
Revenue & Expense Summary FY 2015/16	417
Revenue & Expense Summary FY 2016/17	421
Program Summary	425
Program Detail	427
ENTERPRISE FUND	
Revenue & Expense Summary FY 2015/16	437
Revenue & Expense Summary FY 2016/17	439
Program Summary	441
Program Detail	442
INTERNAL SERVICE FUNDS	
Revenue & Expense Summary FY 2015/16	449
Revenue & Expense Summary FY 2016/17	452
Program Summary	455
Program Detail	457
DEBT SERVICE FUNDS	
Revenue & Expense Summary FY 2015/16	513
Revenue & Expense Summary FY 2016/17	515
Program Summary	517
Program Detail	518
Capital Improvement Program	
CIP Descriptions	527
Program Summary	532
Program Detail	535
Long Range Business Projections	545
Financial Policies	595
General Information and City Profile	607

CITY OF MORENO VALLEY
FY 2015/16 – 2016/17 PROPOSED BUDGET
Table of Contents

	<u>Page</u>
Glossary	
Acronyms	613
Terms	615
APPENDICES	
Resolutions to Adopt the Operating Budget	
Resolutions to Adopt the Capital Improvement Plan	
Resolution to Adopt City of Moreno Valley GANN Limit Calculation	
Resolution to Adopt Moreno Valley CSD GANN Limit Calculation	



User's Guide to the Budget

A local government budget is a plan to match existing resources with the needs of the community. The functions of local government stem from three levels of policy direction: federal, state and local. Within this intergovernmental system, local government is the workhorse of domestic policy. Local government has the responsibility to provide basic public services such as maintaining streets and roadways, providing traffic management systems, maintaining parks, providing community services, and providing public safety. Local government must also fulfill certain state and national policy objectives such as transportation and environmental protection while implementing the expectations and values of its citizens. For local governments, the primary tool used to coordinate these requirements is the budget. The City of Moreno Valley's Budget provides the residents with a plan for matching available resources to the services, goals and objectives of the City.

The below guide is designed to assist readers in understanding the information provided in the FYs 2015/16-2016/17 Budget, as well as how the document is organized. The budget document includes 12 chapters and a glossary. The explanations below provide additional details for each of the sections.

1. Introduction

Provides a description of the City's budget development process, citywide organization chart, key contacts throughout the City, and budget award (California Society of Municipal Finance Officers Meritorious Budgeting Award).

2. City Manager's Budget Message

Overview of the budget including a summary of critical issues, City Council directed core services, and basic operations and strategic goals for the FYs 2015/16-2016/17 budget.

3. Resource Estimates

General Fund revenue overview, description of revenue assumptions and methodology used to develop revenue estimates, revenue summary by category, and historical trends.

4. Personnel and Staffing

Overview of City's vision, mission, customer care standards and summary of funded personnel and staffing changes, as well as a list of full-time personnel by classification.

5. Budget Summary

Overview of Department operations, including citywide revenues and expenditures for all funds, as well as fund balance projections.

6. Departmental Chapters

Presents summary information on the City's operating departments:

- City Council
- City Clerk
- City Manager
- City Attorney
- Community Development
- Economic Development
- Financial and Management Services
- Fire
- Administrative Services
- Parks and Community Services
- Police
- Public Works
- Non-Departmental

Department-wide summary information includes organizational charts, as well as a summary of staffing, revenues and expenditures.

7. General Fund

Overview of the City's General Fund, including fund description, revenues and expenditures.

8. Special Funds

Overview of each of the City's Special Funds, including fund descriptions, revenues and expenditures.

Special Funds are classified into one of eight categories:

- Community Services District
- Successor Agency
- Housing Authority
- Special Revenue Funds
- Capital Projects Funds
- Enterprise Fund
- Internal Service Funds
- Debt Service Funds

9. Capital Improvement Program

Overview of the City's Capital Improvement Program (CIP), including FY 2015-16 revenues and expenditures.

10. Long Range Business Projections

Provides General Fund projections beyond the budget year's proposed revenues and expenditures.

11. Budget and Financial Policies

Describes the City's financial objectives and outlines the City's financial management policies that guide the development and administration of the annual operating and capital budgets.

12. Community Profile

Provides historical, demographic and statistical information on the City of Moreno Valley, including information on the City's population, educational facilities, and listing of the top property taxpayers, sales tax producers and employers in the City.

13. Glossary

Listing of acronyms and terms used throughout the budget document.

Budget Process Summary

The City of Moreno Valley operates on a fiscal year basis, starting July 1 and ending June 30. The budget is prepared by the Financial and Management Services Department under the supervision of the City Manager. The proposed budget is transmitted to the City Council in May for review, public input, deliberation and adoption prior to the beginning of each new fiscal year (July 1).

The budget process for the City of Moreno Valley generally begins in December each year with a kick-off meeting. The City Manager outlines the goals and directives for the development of the upcoming budget. Budget parameters are provided to the departments based on a preliminary revenue forecast and current economic conditions. The Financial & Management Services Department distributes the budget calendar, instructions, forms, and budget worksheets to the departments. The Financial & Management Services Department, along with the Public Works Department, coordinates the equipment and vehicle replacement requests. Public Works coordinates the capital improvement project requests.

After the departments have input their budget requests, the Financial & Management Services Department reviews, analyzes, compiles the data, and calculates the total expense budget requested, as well as refining revenue estimates for the upcoming fiscal year. The Budget Review Committee then holds budget meetings to review departmental submittals. Subsequently, the City Manager provides direction to finalize the proposed budget and the Financial & Management Services Department prepares the proposed budget document reflecting the City Manager's direction. The City Manager submits the proposed budget to City Council and a public hearing is held. The Council conducts budget study sessions and/or budget deliberations. City Council then adopts the budget prior to the beginning of the fiscal year.

After the budget is adopted, the Financial & Management Services Department integrates the budgetary data into the City's financial system at the beginning of the fiscal year. Financial reports are available on-line to the departments to monitor budget performance throughout the year. Monthly and Quarterly financial reports are also prepared by the Financial & Management Services Department, analyzing budget-to-actual results. These reports are reviewed with the City Manager and executive staff; then distributed to departmental management.

Quarterly Budget Reviews are presented to the City Council to review budget-to-actual results for both revenues and expenditures. Appropriation adjustments requested by departments are also considered during the Mid-Year Budget Review.

Budget Amendments: Supplemental appropriations requested during the fiscal year, when necessitating the use of reserves/fund balance, require approval by the City Council. Supplemental appropriations requested during the fiscal year with offsetting revenues and budget adjustments between funds and departments are approved by the City Manager throughout the fiscal year.

Basis of Accounting and Budget: Basis of accounting refers to the timing of revenue and expenditure recognition for budgeting and financial reporting. The City's financial statements and accounting records are maintained in accordance with the recommendations of the Governmental Accounting Standards Board (GASB). Government-wide financial statements are reported using the economic resources measurement focus and accrual basis of accounting, as are the proprietary fund and fiduciary fund financial statements. Revenues are recorded when earned and expenses are recorded when a liability is incurred, regardless of the timing of related cash flows. Property taxes are recognized as revenues in the year for which they are levied. Grants and similar items are recognized as revenue as soon as all eligibility requirements imposed by the providers have been met. Budget development and budget adjustments utilize these same revenue and expenditure recognition timing policies and practices. As a general rule, the effect of inter-fund activity has been eliminated from the government-wide financial statements.

A carefully designed system of internal accounting controls is in operation at all times. These controls are designed to provide reasonable, but not absolute, assurances that safeguard assets against loss from unauthorized use or disposition and to ensure the

reliability of financial records used in the preparation of financial statements. The concept of reasonable assurance recognizes the cost of a control should not exceed the benefit. The evaluation of costs and benefits likely to be derived require estimates and judgments by management. An independent, certified public accounting firm reviews the City's financial accounting processes, practices and records annually.

Budgetary Data: Annual budgets are legally adopted for all funds on a basis consistent with generally accepted accounting principles.

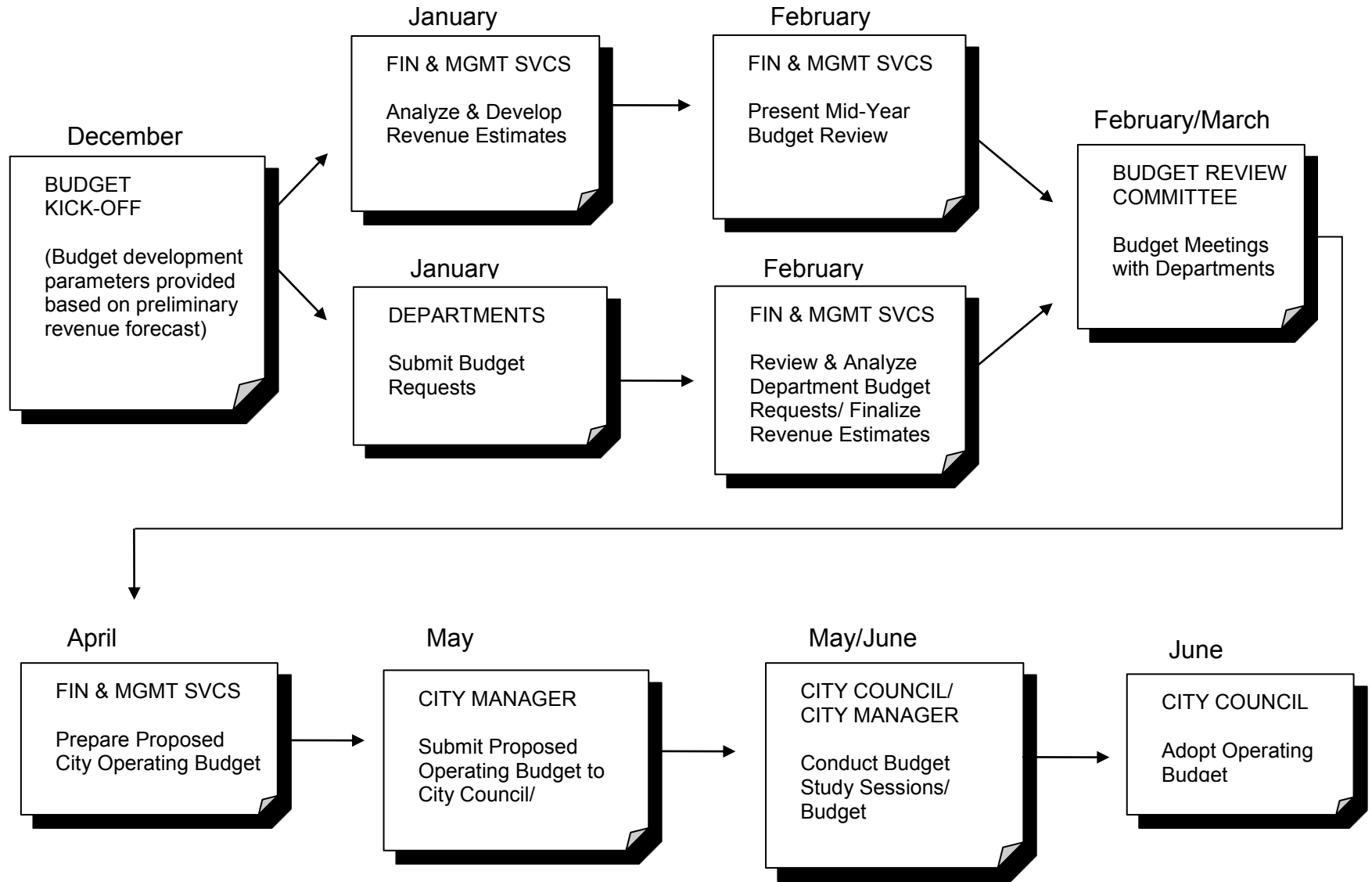
Operations Budget: The operations budget, or General Fund budget, is the City's annual fiscal blueprint. The operations budget is a guide for the receipt and disbursement of funds used to provide daily, routine public services to the community. The operations budget outlines the many municipal services, programs and projects provided by the City during the fiscal year. It also identifies specific General Fund revenue estimates and expenditures necessary to implement services to the community.

Special Funds Budget: Special Funds are used to account for revenues and expenditures that are restricted by law or set aside for a special purpose. Each fund can be classified into one of eight categories: Community Services District, Successor Agency, Housing Authority, Special Revenue Funds, Capital Projects Funds, Enterprise Fund, Internal Service Funds, and Debt Service Funds

Capital Improvement Program Budget: The CIP budget details the acquisition, construction or rehabilitation of major capital facilities and infrastructure. The CIP budget is used to account for the receipt and disbursement of funds for specific CIP projects. For many projects, revenue resources and expenditures may extend over several years.

The following Flow chart depicts the City's annual budget process.

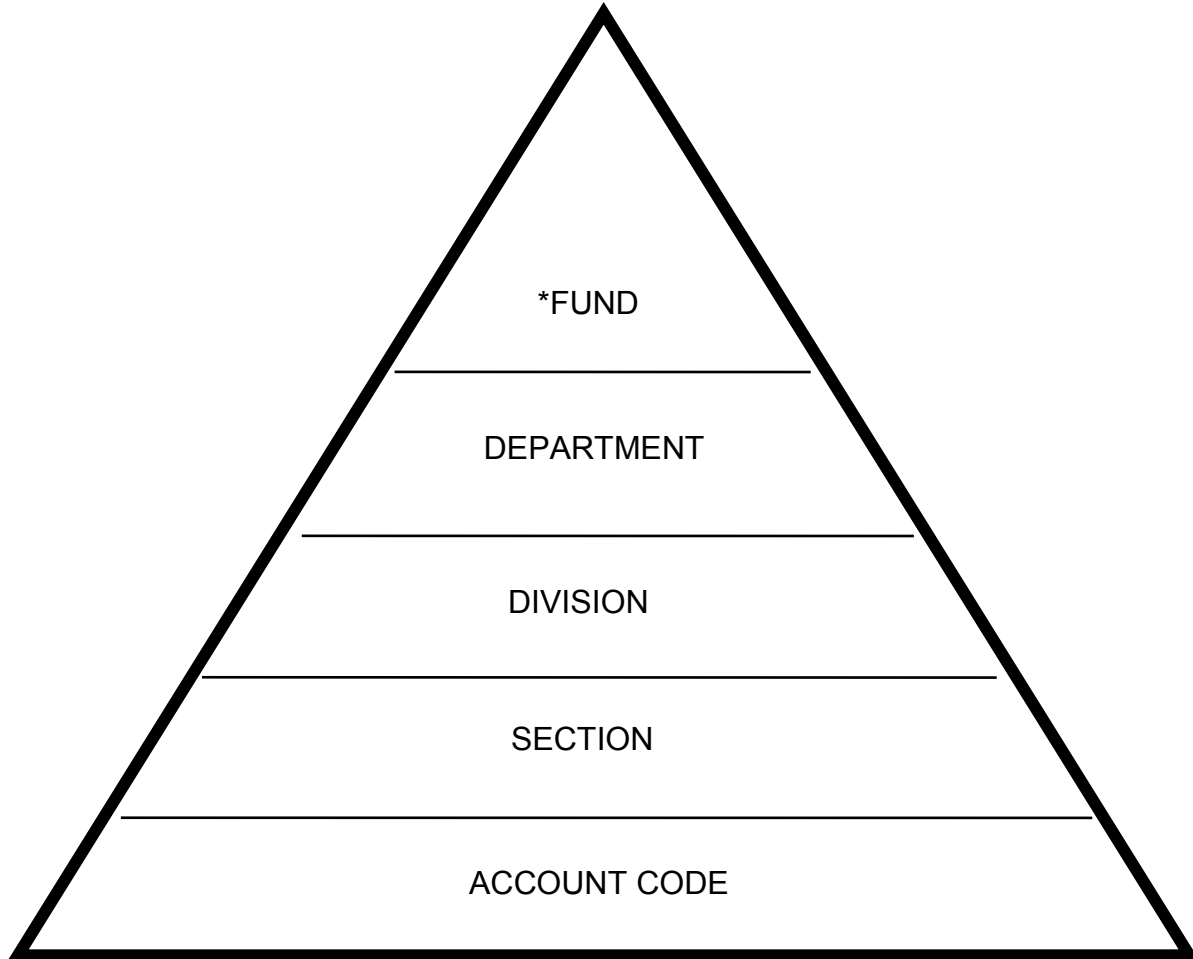
City of Moreno Valley - Budget Process Flow Chart



Attachment: Exhibit A - Proposed Budget Book [Revision 2] (1488 : PUBLIC HEARING ESTABLISHING

Financial Structure

The following provides the City of Moreno Valley Financial Structure.



*Council adopts the Citywide Budget at the FUND Level.

The City of Moreno Valley’s financial system is organized around a structure that is commonly found in most public agencies, as described below.

FUND: Each Fund represents a self-balancing group of accounts and a balance sheet that allows for the proper segregation of the City’s financial resources.

For example, the General Fund accounting structure accumulates and tracks funds collected for the purpose of providing services that fulfill the general government role of the City. These services include essential public safety functions of Police, Fire and Animal Control, as well as the central administration functions of the City Council, City

Manager's office, City Attorney's office, City Clerk's office, Administrative Services Department, and portions of the Financial & Management Services Department.

DEPARTMENT: The functions carried out by the City are organized by Department. The leadership and staff assigned to each department are charged with carrying out these assigned functions.

The City's Departments/Offices are listed below:

- City Council's Office
- City Clerk's Office
- City Manager's Office
- City Attorney's Office
- Community Development Department
- Economic Development Department
- Financial & Management Services Department
- Fire Department
- Administrative Services Department
- Parks & Community Services Department
- Police Department
- Public Works Department

DIVISION: In certain instances, functions carried out by a particular department are numerous and diverse. In these instances, leadership within a department is further organized by divisions as reflected in the City's organization chart.

SECTION: The Section is used within the City's financial system to identify a division or program area within a department. A department can have one or more cost centers assigned to it in order to capture costs for each separate function.

ACCOUNT CODE: The basic unit of the City's financial system is the account code. Its purpose is to provide a means of separating each type of cost from another.

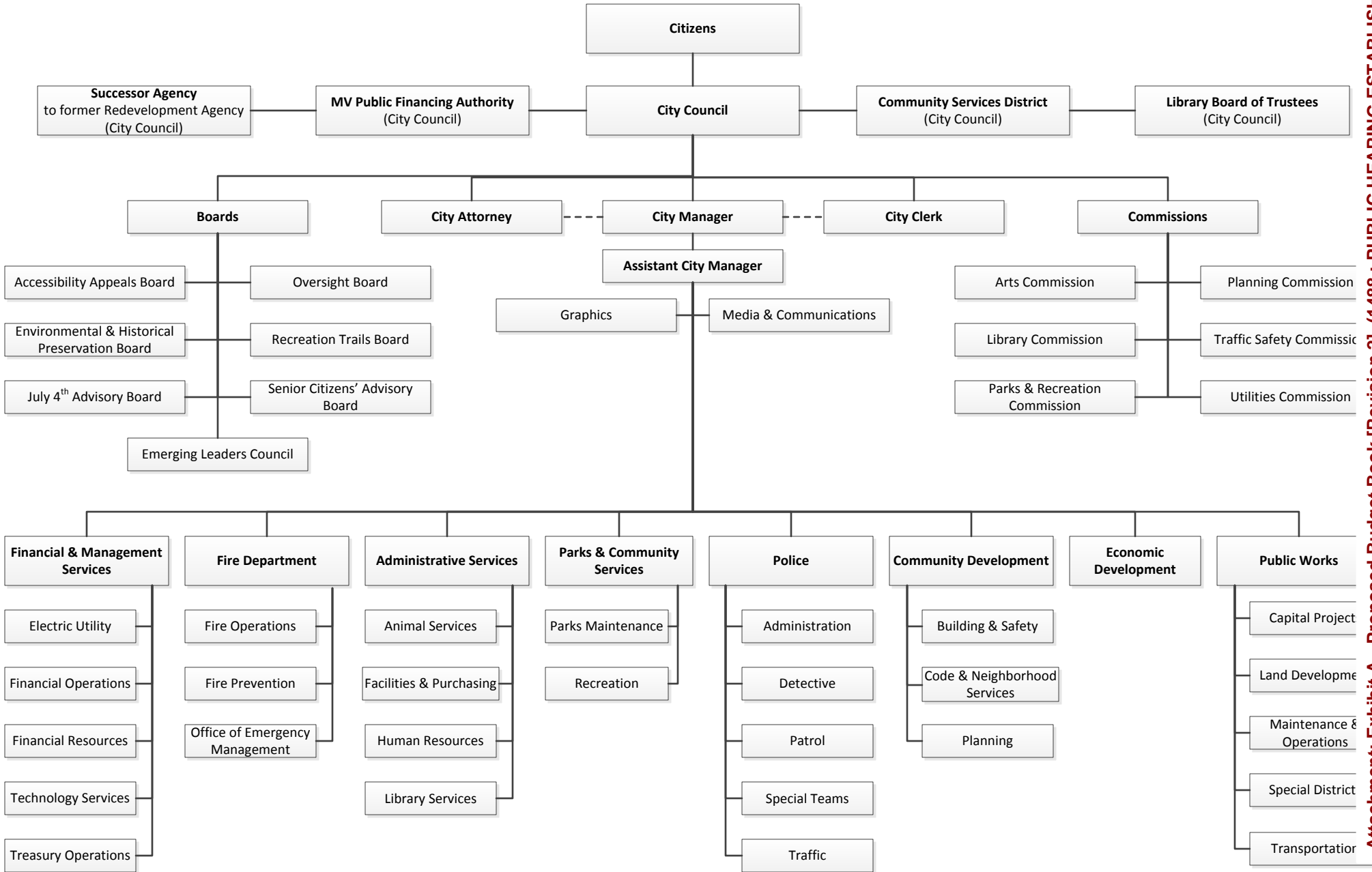
The City of Moreno Valley maintains this type of formal structure to maintain accountability over the assets and other financial resources for which it has control.

Budget Development Guidelines

The following guidelines have been approved by the City Council and should be utilized for development of the FYs 2015/16 - FY 2016/17 budget:

- Departments will submit budgets that reflect existing service levels with minimal changes in staffing or service levels from FY 2014/15.
- Personnel budgets will be based on compensation levels, as negotiated with the employee organizations.
- Where possible, a general inflation factor will not be applied to contractual services or maintenance/operations line items; if multi-year contracts are in place that provide for inflationary adjustments, departments will make every effort to renegotiate these contracts to maintain expenditures at their current levels.
- Following review by the Budget Review Committee, the City Manager will submit a Proposed Budget reflecting the above guidelines. Based on the current budget analysis, it is anticipated that the General Fund Budget will be balanced for FYs 2015/16-2016/17.

City of Moreno Valley Organization Chart



Attachment: Exhibit A - Proposed Budget Book [Revision 2] (1488 : PUBLIC HEARING ESTABLISHING

City of Moreno Valley

MUNICIPAL OFFICIALS
FY 2015/16

CITY COUNCIL

Jesse L. Molina, Mayor	District 1
Dr. Yxstian Gutierrez, Mayor Pro Tem	District 4
Jeffrey J. Giba, Councilmember	District 2
George Price, Councilmember	District 3
D. LaDonna Jempson, Councilmember	District 5

EXECUTIVE OFFICERS

Michelle Dawson	City Manager
Tom DeSantis	Assistant City Manager
Vacant	City Attorney
Jane Halstead	City Clerk
Chris Paxton	Administrative Services Director
Vacant	Community Development Director
Richard Teichert	Chief Financial Officer/City Treasurer
Mike Lee	Economic Development Director
Abdul Ahmad	Fire Chief
Betsy Adams	Parks & Community Services Director
Joel Ontiveros	Police Chief
Ahmad Ansari, P.E.	Public Works Director/City Engineer

General Contacts

City Council (area code 951)

Council Office 413-3008

City Offices (area code 951)

Animal Services 413-3790

Building Inspection Services 413-3380

Building Permit Processing 413-3350

Business License 413-3080

Capital Projects 413-3130

City Attorney 413-3036

City Clerk 413-3001

City Council 413-3008

City Manager 413-3020

Code & Neighborhood Services 413-3340

Conference & Recreation Center 413-3280

Economic Development 413-3460

Electric Utility 413-3500

Emergency Operations & Volunteer Services 413-3800

Employment Resource Center 413-3920

Facilities 413-3740

Finance Administration 413-3021

Fire Prevention 413-3370

Graffiti Hotline 413-3171

Human Resources 413-3045

Land Development	413-3120
Library	413-3880
Media & Communications	413-3020
Neighborhood Programs	413-3450
Parks Maintenance	413-3702
Parks & Community Services	413-3280
Planning	413-3206
Public Works Administration	413-3100
Public Works Maintenance & Operations	413-3160
Purchasing	413-3190
Senior Community Center	413-3430
Shopping Carts (abandoned)	413-3330
Special Districts	413-3480
Street Maintenance	413-3160
TownGate Community Center	413-3729
Transportation	413-3140
Weed Abatement	413-3370

Public Safety (area code 951)

Police and Fire Department Emergency Calls Only	911 Police Department
Administration & Information	486-6700
After Hours Emergency Dispatch & Non-Emergency Crime Reporting	247-8700
Fire Department Administration	486-6780



The California Society of Municipal Finance Officers (CSMFO) presented a Meritorious Operating Budget Award to the City of Moreno Valley, California for its budget prepared for fiscal years 2013/14-2014/15 beginning July 1, 2013. In order to receive this award, a governmental unit must publish a budget document that meets the criteria as established by CSMFO. We believe our current budget continues to conform to program requirements, and we will submit it to CSMFO for review and evaluation.

To: Honorable Mayor, Mayor Pro Tem, Members of the City Council and Residents of Moreno Valley

INTRODUCTION

I am pleased to present a Two-Year Operating Budget that continues to remain *balanced without the use of General Fund reserves*, which furthers the City's ongoing commitment to fiscal responsibility and effective management. Over the past five years, Moreno Valley has successfully navigated complex fiscal challenges resulting from a deep national recession. The City has managed this through the strategic allocation of limited resources. With diligence, teamwork and resourcefulness, the City has emerged from these challenges in a stable financial position. This spending plan, and subsequent actions by the City Council, also:

- Establishes the foundation for the future growth of the City through essential investments in operations;
- Remains focused on providing critical community services such as Fire and Police;
- Continues our focused effort on customer service; and
- Projects revenues and expenditures and identifies ongoing challenges in a realistic and forthright manner

The budget presents projected operating revenues and expenditures for the next two Fiscal Years (FYs): 2015/16 and 2016/17. The budget includes all component units of the City, including the General Fund, Community Services District and Successor Agency. To balance the budget required each department's careful evaluation and discipline. Revenues are based on the most current economic indicators available while expenditures reflect our constant efforts to achieve efficiencies. Contingencies traditionally built into budgets as a means of accounting for unexpected needs have been reduced to the most basic level or eliminated entirely. As a result, the City's proposed operating budget is extremely lean. At the end of FY 2015/16, the City expects to have a balance in excess of \$28 million in General Fund Reserves. This reserve equates to 30% of the City's proposed budget. The City's Chief Financial Officer and I expect the City to finish the current fiscal year with a surplus that can be used by the City Council to make progress toward its goals of increasing the City's Reserve Fund balance. The General Fund is of primary significance due to the prior structural deficits which had existed for more than five years. The effects of the extended economic recession, coupled with rising costs of providing services, have required the City to make significant expenditure reductions. The City Council's

direction to fully close the gap between ongoing revenues and ongoing expenditures addressed a fiscal crisis that had plagued our City for far too long.

The budget includes capital improvement project expenditures; the details of these projects are compiled and fully described in a separately issued Capital Improvement Plan (CIP). The CIP is a multi-year plan that identifies and prioritizes funding for future capital improvements such as land acquisitions, buildings and infrastructure. In most cases capital projects are funded by sources other than the General Fund and restricted revenues or grants must be spent on the specific purpose for which they are collected. They have no immediate impact on the General Fund. However, future operating costs will occur for maintenance and future replacement needs for any completed improvements.

The foundation of the two-year budget for FYs 2013/14 and 2014/15 was based on 1) completing the final implementation of a previously approved three-year Deficit Elimination Plan (DEP) and 2) achieving a stabilized budget by FY 2013/14. In charting a new fiscal course for the City, the City Council directed that the budget be fully balanced in FY 2013/14, which was accomplished in June 2013. Significant reductions in departments, including public safety, were implemented to achieve this. The budget continues to maintain these prior accomplishments and focuses toward the future financial success of the City with an eye on maintaining a structurally balanced General Fund. No significant cost increases are included in the budget.

During the two-year budget period the City Council will be apprised of the City's financial condition through the process of Quarterly and Mid-Year Budget Reviews. This ongoing process ensures a forum to review expenditure and revenue deviations from the estimates made in the budget document. Additionally, any significant variances in projected revenue or unanticipated expenditures will be shared with the City Council should they occur.

FYs 2015/16 and 2016/17 BUDGET EXPENDITURE SUMMARY

The following table contains a summary of the expenditures as proposed in the two-year budget. The totals represent each major fund type and component unit of the City.

**Table 1
Budget Expenditure Summary**

Fund/Component Unit	FY 2015/16 Proposed	FY 2016/17 Proposed
General Fund	\$ 91,635,196	\$ 95,154,160
Community Services District (CSD)	19,313,385	19,851,779
Successor Agency	5,394,517	5,395,517
Housing Fund	72,000	72,000
Special Revenue Funds	27,817,559	27,513,046
Capital Projects Funds	2,391,884	2,410,500
Enterprise Funds	23,688,897	23,549,201
Internal Service Funds	20,106,545	11,915,579
Debt Service Funds	6,237,300	6,670,800
Total Budget	\$ 196,657,283	\$ 192,532,582

The majority of the budget message will focus on the General Fund, as it supports all basic services provided to City residents. Highlights for other key component funds will be discussed at a summary level as well.

GENERAL FUND

General Fund Revenue Projections for FY 2015/16 and FY 2016/17

The General Fund is comprised of several revenue types. However, the five main sources account for over 87% of the total. These include property tax, sales tax, utility users tax, charges for services and franchise fees. Each of these is impacted by different economic activity cycles and pressures.

**Table 2
General Fund Revenue Projections**

Fund/Component Unit	FY 2015/16 Proposed	FY 2016/17 Proposed
Taxes:		
Property Tax	\$ 12,072,224	\$ 12,736,197
Property Tax in-lieu	15,732,303	16,597,580
Utility Users Tax	15,912,000	16,092,542
Sales Tax	19,269,321	20,486,866
Franchise Fees	5,892,250	6,069,018
Business Gross Receipts	1,710,000	1,778,000
Transient Occupancy Tax	1,053,000	1,105,650
Other Taxes	500,000	500,000
Charges for Services	10,733,409	10,971,363
Use of Money & Property	3,469,962	3,469,962
Licenses & Permits	2,090,930	2,126,877
Fines & Forfeitures	623,760	629,073
Intergovernmental	230,000	215,000
Transfers In	2,492,842	2,547,650
Miscellaneous	103,400	103,400
Total Revenue Budget	\$ 91,885,401	\$ 95,429,178

	FY 2010/11	FY 2011/12	FY 2012/13	FY 2013/14	FY 2014/15 Amended	FY 2015/16 Proposed	FY 2016/17 Proposed
Property Tax	\$ 9,430,845	\$ 9,397,373	\$ 9,765,007	\$ 10,668,782	\$ 11,083,551	\$ 12,072,224	\$ 12,736,197
Property Tax in-lieu	13,055,796	13,170,964	13,414,446	13,871,754	14,912,136	15,732,303	16,597,580
Sales Tax	11,283,435	14,003,992	14,043,560	15,887,130	17,638,770	19,269,321	20,486,866
Utility Users Tax	15,317,439	15,591,386	15,683,931	15,595,141	15,912,000	15,912,000	16,092,542
Charges for Services	7,339,822	8,574,257	8,258,751	9,896,025	9,285,333	10,733,409	10,971,363
Franchise Fees	5,038,600	5,176,775	5,336,919	5,556,475	5,575,000	5,892,250	6,069,018
Use of Money & Property	3,846,898	4,004,480	1,071,403	2,836,585	3,516,825	3,469,962	3,469,962
Business Gross Receipts	1,053,145	1,175,104	1,305,924	1,581,918	1,331,100	1,710,000	1,778,000
Other Taxes	424,931	434,554	350,413	447,103	500,000	500,000	500,000

The impacts that occurred during the extended recession affected all of the City's major revenue sources. Total General Fund revenues declined from approximately \$98 million in FY 2007/08 to a low of less than \$68 million in FY 2010/11. Revenues of \$91.9 million are projected for FY 2015/16, which is still a 6% decrease in funding available for critical services compared to prior to the recession. Significant measures have been undertaken to reduce the use of reserves needed to close the funding gap each year. These steps included a focus on attempting to generate new development and related increase in revenue, as well as significant expenditure reductions.

Although impossible to predict with precision, it is reasonable to anticipate that full recovery of these revenue sources will not be as rapid as their decline. Indications are that revenues will increase at only 2.5% to 3.5% per year. As indicated in the Long Range Business Projections presented to the City Council and included in this document, our estimations at this time project a General Fund deficit in FY 2017/18 of over \$2 million. Because our annual service costs are likely to increase more rapidly, there may be a need to discuss a new revenue source such as a ballot measure to preserve already reduced service levels or specifically targeted measures to fund services and relieve some of the fiscal pressure from the General Fund. My recommendation is that such options be continually reviewed and considered in light of the continued expenditure and service level reductions that are necessary on a go forward basis to maintain both our balanced budget and reserve levels.

General Fund Expenditure Proposals for FYs 2015/16 and 2016/17

As recently as FY 2008/09, the City's General Fund had an annual structural deficit in excess of \$14 million. The City Council directed staff to balance the budget in FY 2013/14 without the use of reserves. **This goal has been achieved but with significant consequences.** With cuts in personnel and operations that already occurred with the prior DEP implementation, there were no options to attain the amount of reductions required without making cuts to police and fire spending (which represented more than 70% of the General Fund budget). The impacts of these prior cuts remain significant and remain a focus as revenues begin to grow for the City.

CONTINUED CHALLENGES AND ITEMS OF NOTE

Preserving a balanced City budget over the next several years will require the same level of vigilance and strategic planning which produced this spending plan. While focusing significant energy to attract and retain local businesses, the City will also contend with fiscal pressures associated with:

- A General Fund subsidy for street lights;
- Continued cost increases levied by the County for contract law enforcement services;
- Projected cost increases for contract Fire protection;
- Anticipated pension cost increases, exacerbated by revisions to CalPERS rate methodology which had previously smoothed rate increases over longer periods;
- The General Fund's obligation to guarantee debt service payments on the police facility and other obligations of the current Development Impact Fee accounts;
- The restoration of funding for infrastructure maintenance deferred during the fiscal downturn.

The City Council's resolve, as demonstrated during prior budget cycles, along with engaged managers throughout the City organization and a collaborative relationship with our employees, will continue to serve us well to successfully address these challenges ahead.

OTHER KEY FUNDS

The following summaries describe other major funds in the City.

Moreno Valley Community Services District

The Moreno Valley Community Services District (CSD) was formed by the voters in 1984 to collect fees and certain taxes to provide an array of services including parks, recreation and community services, streetlights, landscaping and ongoing maintenance. The CSD provides these services through separate "zones" that define the services that are provided.

For certain zones, the primary revenue source used to provide services to properties is parcel fees or taxes levied on properties via their annual tax bill. However, due to cost increases that exceed any offsetting increases in the revenues over the past years, and the recent economic downturn slowing new parcel growth, property owners have been resistant to efforts to fully fund service levels. An example of this point was the failed ballot process to increase the Residential Streetlight Parcel Fee in order to maintain

streetlights. The result was a situation where the City Council had to consider shutting off a significant number of lights or subsidize costs annually from the General Fund.

	FY 2015/16 Proposed	FY 2016/17 Proposed
Revenues		
Property Tax	\$ 4,045,429	\$ 4,263,157
Other Taxes	6,392,300	6,413,100
Charges for Services	6,162,347	6,246,150
Use of Money & Property	743,900	747,900
Fines & Forfeitures	50,000	50,000
Miscellaneous	9,150	9,150
Transfers In	1,560,375	1,367,676
Total Revenues	\$ 18,963,501	\$ 19,097,133
Expenditures		
5010 LIBRARY SERVICES	1,747,334	1,779,473
5011 ZONE A PARKS	9,068,071	9,250,791
5012 LMD 2014-01	1,700,769	1,795,108
5013 ZONE E EXTENSIVE LANDSCAPE	527,795	531,589
5014 LMD 2014-02	2,326,393	2,412,448
5015 CFD 2014-01	-	-
5110 ZONE C ARTERIAL ST LIGHTS	1,005,200	1,033,249
5111 ZONE D STANDARD LANDSCAPE	1,228,678	1,204,716
5112 ZONE M MEDIANS	195,126	199,740
5113 CFD#1	1,410,481	1,590,216
5114 ZONE S	53,346	54,449
5211 ZONE A PARKS - RESTRICTED ASSETS	50,192	-
Total Expenditures	\$ 19,313,385	\$ 19,851,779
Net Change/Proposed Use of Fund Balance	\$ (349,884)	\$ (754,646)

Community Services District Zone A – Parks & Community Services

The largest Zone within the CSD is Zone A. It accounts for the administration and maintenance of the Parks & Community Services facilities and programs. Funding sources for these services come from a combination of property taxes, fees for service and smaller amounts from other City funds. The summary of all CSD zones shows a deficit in both FY 2015/16 and FY 2016/17 (Table 4). The planned deficit is a result of reinvestment of existing fund balances back into the infrastructure and landscaping maintained within the zones.

	FY 2015/16 Proposed	FY 2016/17 Proposed
Revenues		
Property Tax	\$ 2,133,544	\$ 2,250,887
Other Taxes	4,930,000	4,930,000
Charges for Services	1,075,350	1,114,350
Use of Money & Property	671,200	681,200
Miscellaneous	7,150	7,150
Transfers In	521,021	521,021
Total Revenues	\$ 9,338,265	\$ 9,504,608
Expenditures		
35010 Parks & Comm Svcs - Admin	526,229	500,638
35210 Park Maintenance - General	3,362,922	3,472,640
35211 Contract Park Maintenance	485,131	502,650
35212 Park Ranger Program	379,377	386,369
35213 Golf Course Program	271,857	278,757
35214 Parks Projects	205,777	207,700
35310 Senior Program	564,102	571,615
35311 Community Services	188,893	189,741
35312 Community Events	82,767	82,767
35313 Conf & Rec Cntr	486,736	492,927
35314 Conf & Rec Cntr - Banquet	342,162	343,393
35315 Recreation Programs	1,333,706	1,344,500
35317 July 4th Celebration	134,054	134,594
35318 Sports Programs	666,855	676,447
35319 Towngate Community Center	67,503	66,053
95011 Non-Dept Zone A Parks	20,192	-
Total Expenditures	\$ 9,118,263	\$ 9,250,791
Net Change/Proposed Use of Fund Balance	\$ 220,002	\$ 253,817

Although two thirds of the Zone A Parks & Community Services programs are fee supported, property tax revenues have suffered the same fate as discussed earlier in relation to the recession. The General Fund provides \$521,021 annually to support Zone A and to maintain parks and community services within the City. Ultimately, if sufficient revenue is not available to pay for service levels, steps must be considered to reduce services, increase fees or provide additional General Fund support.

Successor Agency

The Governor and State Legislature approved the elimination of all Redevelopment Agencies (RDA) statewide in June 2011. After a review and decision by the State Supreme Court in December 2011, the City's RDA was eliminated as of January 31, 2012. The Successor Agency was created effective February 1, 2012 to assume the remnants of the RDA.

The initial State law (ABX1 26) has proven difficult to implement across the State. Staff has spent an inordinate amount of time attempting to navigate the law's complexities and the subsequent actions by the State Department of Finance. In June 2012 "clean-up" legislation (AB1484) was enacted by the Legislature. This created additional complexities and timeframes to navigate. Although work continues to sort out the final items of expenditure eligibility, the process is becoming more stabilized. As a result of

the dissolution of the RDA, remaining revenues are allocated to pay down prior obligations as approved by the State of California.

	FY 2015/16 Proposed	FY 2016/17 Proposed
Revenues		
Property Tax	\$ 5,395,317	\$ 5,395,317
Use of Money & Property	3,150	1,575
Total Revenues	\$ 5,398,467	\$ 5,396,892
Expenditures		
20801 Successor Agency Admin	250,000	250,000
20802 Successor Agency Operating Fund	1,424,317	1,424,317
80001 CIP - Street Improvements	2,250,200	2,251,200
98010 Non-Dept RDA Administration	1,470,000	1,470,000
Total Expenditures	\$ 5,394,517	\$ 5,395,517
Net Change/Proposed Use of Fund Balance	\$ 3,950	\$ 1,375

Electric Utility

The Moreno Valley Utility (MVU) manages the operation, maintenance and business planning of the City's electric utility. MVU's basic purpose is to purchase and distribute electricity to customers in newly developed areas of the City. The City began serving new customers in February 2004, and now serves more than 5,900 customers. As it reaches fiscal and operational maturity, MVU will continue to be a key component of the City's economic development strategy. The City Council has established special tiered rates for electric utility customers based upon factors such as the number of jobs created.

The main revenue source for this fund is derived from charges for services. The customer base includes residential, commercial and industrial customers. Staff continues to monitor the growth of the utility operations. Revenues are now sufficient to cover operating costs and debt service. The growth in customer base will continue to provide for the ability to create rate stabilization and replacement reserve funding.

Table 7 Electric Utility (6000's)			
		FY 2015/16 Proposed	FY 2016/17 Proposed
Revenues			
Charges for Services	\$	27,153,398	\$ 28,475,344
Use of Money & Property		80,500	80,500
Miscellaneous		81,721	86,625
Total Revenues	\$	27,315,619	\$ 28,642,469
Expenditures			
45510 Electric Utility - General		18,809,614	18,508,368
45511 Public Purpose Program		2,740,147	2,903,183
45520 2007 Taxable Lease Rev Bonds		1,831,700	1,834,700
80005 CIP - Electric Utility		-	-
96031 Non-Dept 2013 Refunding 2005 LRB		178,450	180,450
96032 Non-Dept 2014 Refunding 2005 LRB		128,986	122,500
Total Expenditures	\$	23,688,897	\$ 23,549,201
Net Change/Proposed Use of Fund Balance	\$	3,626,722	\$ 5,093,268

SUMMARY

The City of Moreno Valley's fiscal health has stabilized after the recession and has maintained a fully balanced General Fund budget for the past two fiscal years. The adoption of the FY 2015/16-2016/17 budget will continue the plan to maintain a balanced operating budget.

In prior years, significant cuts have been made across all City departments. The majority of the downsizing was focused in non-public safety departments through FY 2012/13, with cuts to public safety in FY 2013/14. Despite these prior cuts, the City has maintained high service levels and the Police and Fire Departments' have maintained their dedication to a high level of safety for our residents in all areas of the City. In fact, staff in all departments are working hard to keep service to the citizens and businesses in Moreno Valley at the high levels that they deserve. I thank each and every one of the City's employees and contract partners for their hard work and continued dedication.

I express my sincere appreciation to all City departments for their work in preparation of this plan. On a daily basis, I see the City staff applying innovation and creativity as they provide quality service to our residents. The City Council's unswerving commitment to sustaining the City's fiscal wellbeing has positioned us well to successfully meet the challenges ahead. I look forward to working with the City Council and our talented workforce in achieving our community's collective vision for Moreno Valley's bright future.

Respectfully submitted,

Michelle Dawson
City Manager

Introduction

The City utilizes many techniques to forecast recurring revenues. These tools allow for multiple variables to be considered in the development of the forecasts, including institutional forecasts; the expert opinion of the City's sales and property tax consultant; various national, state and local economic indicators; and established formulas that measure relationships between revenue categories and growth within the City.

Revenue estimates are developed using a variety of techniques, including trend analysis, judgmental forecasting, and expert opinion. Trend data includes historical fiscal performance and historical and projected data modified for known past, current and anticipated anomalies. Expert opinion includes the University of California, Los Angeles (UCLA) Anderson Forecast; Beacon Economics; the City's sales tax and property tax consultant (HdL Coren & Cone); and reports from various state and federal agencies. In the end, forecasts are based on judgment that incorporates information provided by various analytical methods; known and potential legislative and political impacts; and national, state and local conditions expected to affect local revenue sources.

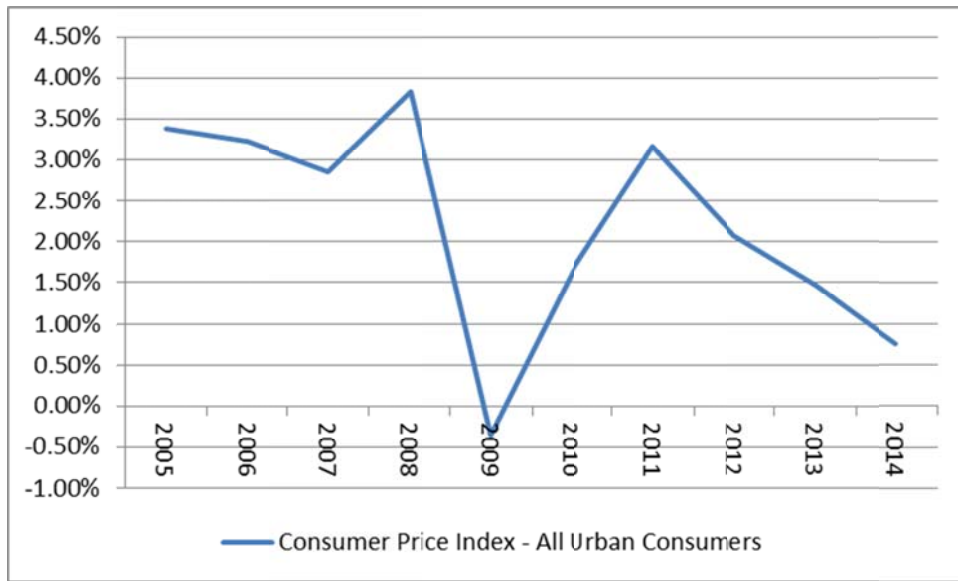
Staff has considered factors affecting the overall economy when preparing the Long Range Business Projections (LRBP). Economic research experts Beacon Economics remains relatively bullish on the national economy and believes it could grow modestly in 2015. The US economy expanded at 2.6% in the fourth quarter of 2014, compared with 5% in the third quarter of 2014. While this variable rate of growth may result in a slightly less than 3% GDP growth rate for 2014, it reflects continued expansion in the US as consumption and investment continue to build from their recessionary low. Although the U.S. economy is showing signs of steady improvement from housing to jobs to credit, the economy is still seeking to find stability. Ultimately the United States is going to continue to have to go through an adjustment period, using higher taxes and less spending to close the Federal deficit. This makes the outlook for 2015 and beyond slightly less rosy than it might otherwise have been.

Key Indicators

Consumer Price Index

The Consumer Price Index (CPI) is a measure that examines the weighted average of prices of a basket of consumer goods and services, such as transportation, food and medical care. The CPI is calculated by taking price changes for each item in the predetermined basket of goods and averaging them; the goods are weighted according to their importance. Changes in CPI are used to assess price changes associated with the cost of living. The CPI is a key for the City as certain revenues and contract rates are adjusted annually by this index.

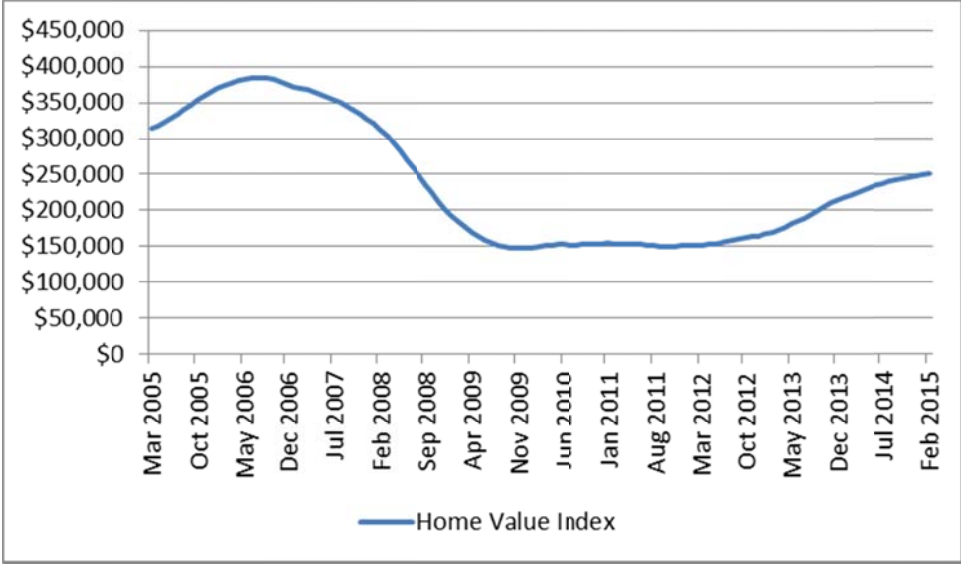
The Consumer Price Index for All Urban Consumers, as reported by the U.S. Bureau of Labor Statistics, declined in 2014. Over the last 12 months, the all items index remains at 0.76% before seasonal adjustment.



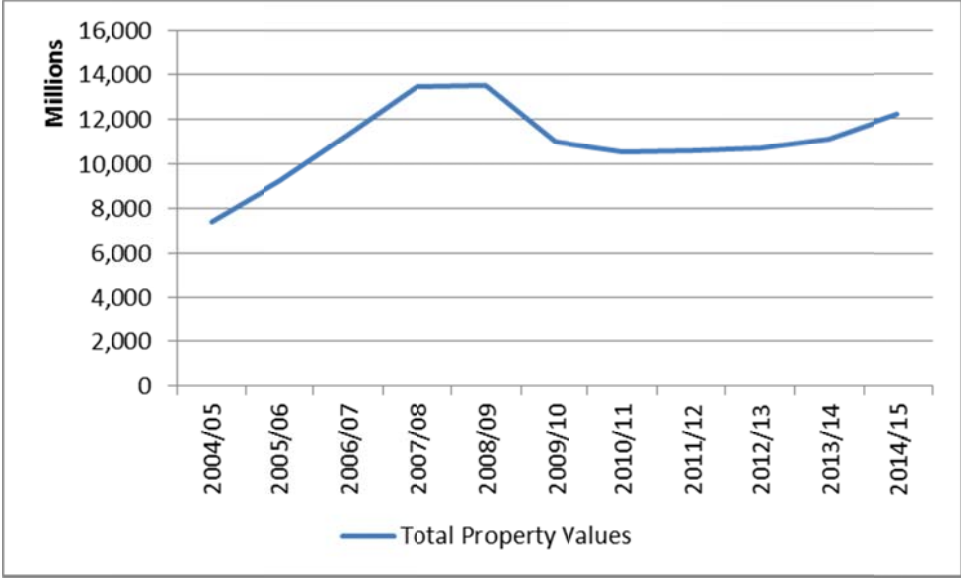
Home Values

As reported by Zillow.com, the median home value in Moreno Valley is \$251,800 as of February 2015. Moreno Valley home values have gone up 14% over the past year and Zillow predicts they will rise 8% within the next year. The median rent price in Moreno Valley is \$1,524 as of February 2015, which reflects a 4% increase over the past year.

During the last few years the City was significantly impacted by the decline in home value as a result of foreclosures and the overall economics of the U.S. The following chart reflects the stabilization of the housing market and the initial recovery, which will impact the financial position of the City's General Fund revenues.



The total property values within the City are determined by a combination of the existing residential and non-residential properties along with the valuation for any new developments. The values as reported by the Riverside County Assessor tax rolls are shown below.

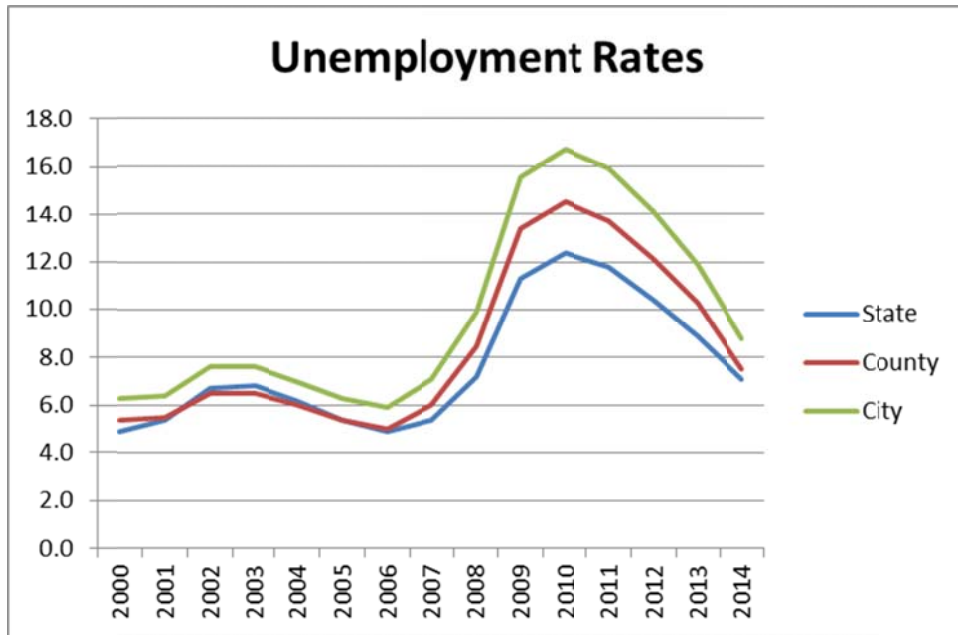


Jobs and Employment

In December 2014, the unemployment rate in Moreno Valley decreased slightly for the fifth consecutive month to 8.8% and is 3.1% lower than the December 2013 rate of 11.9%. The unemployment rate supports the overall projection of growth both locally

and regionally. Non-seasonally adjusted rates for Riverside County are 7.5% and 7.1% for the State, respectively. This supports continued steady economic recovery.

The pace at which unemployment has been falling has slowed in recent months. The Moreno Valley unemployment rate of 17.5% at the height of the Great Recession in July 2010, compared to the December rate of 8.8%, is an indicator of restoring economic balance and improving the stability of household incomes. The overall trend remains positive as business activity increases across the nation and in the City.



In summary, assumptions guiding economic growth over the next ten-year period will follow current trends of slow steady economic growth and expansion, with a gradually improving job picture. This appears to be a conservative, responsible approach to estimate future revenues driven by economic activity within the City. The dynamic approach to the City’s long range planning and multi-year budgeting will allow the Council and staff to quickly allocate faster revenue growth toward priority expenditure needs. Additionally, if the economy falters, the City will be positioned to respond quickly to adjust expenditures to achieve and maintain a balanced General Fund budget.

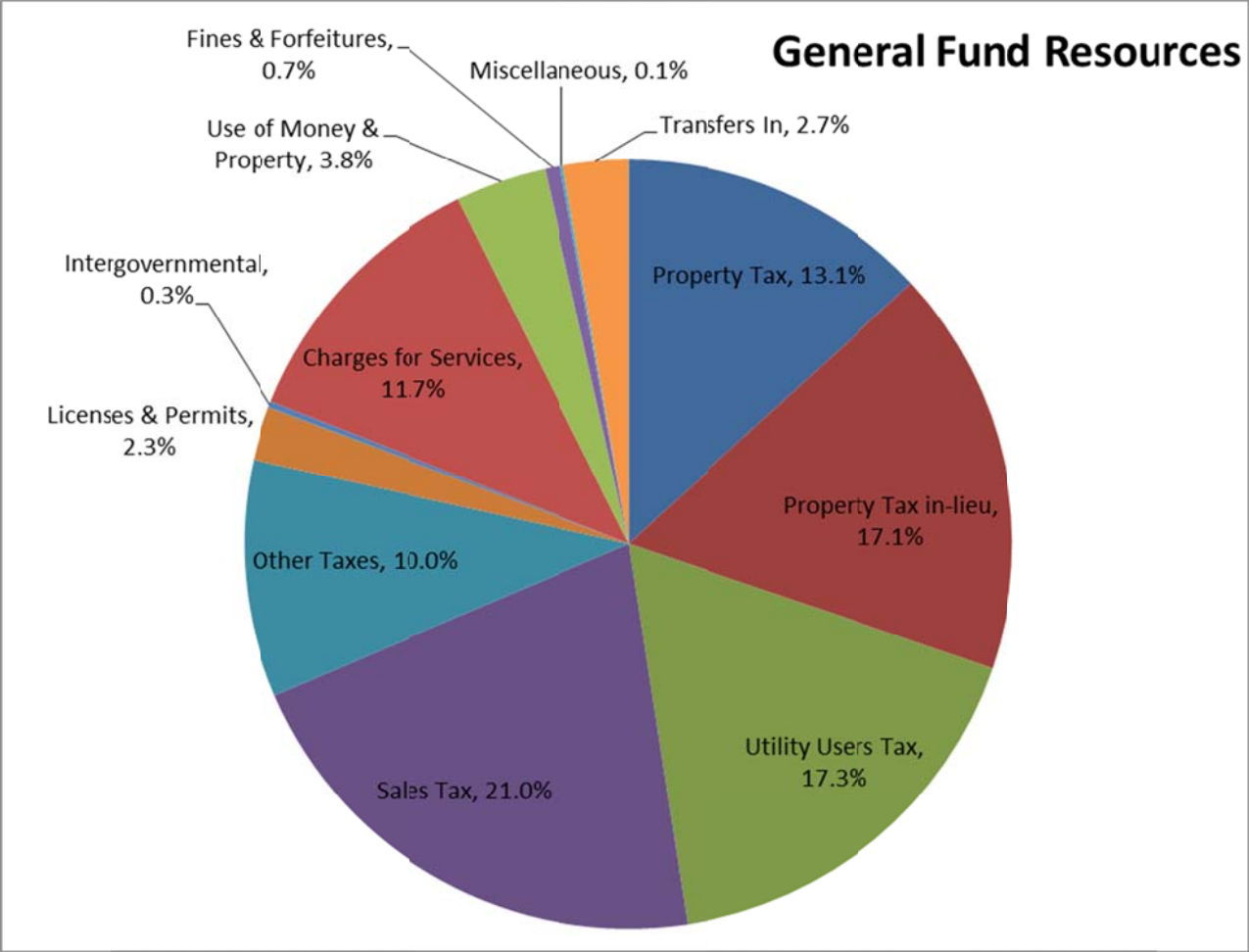
Summary of General Fund Resources

The following table summarizes and compares actual General Fund resources realized, an estimate of FY 2014/15, and projected FYs 2015/16-2016/17.

General Fund	FY 2011/12	FY 2012/13	FY 2013/14	FY 2014/15 Amended Budget	FY 2015/16 Proposed	FY 2016/17 Proposed
Revenues:						
Taxes:						
Property Tax	\$ 9,397,373	\$ 9,765,007	\$10,668,782	\$11,083,551	\$12,072,224	\$12,736,197
Property Tax in-lieu	13,170,964	13,414,446	13,871,754	14,912,136	15,732,303	16,597,580
Utility Users Tax	15,591,386	15,683,931	15,595,141	15,912,000	15,912,000	16,092,542
Sales Tax	14,003,992	14,043,560	15,887,130	17,638,770	19,269,321	20,486,866
Other Taxes	7,533,532	7,825,137	8,576,927	8,266,100	9,155,250	9,452,668
Licenses & Permits	1,523,801	1,585,311	2,164,752	1,519,200	2,090,930	2,126,877
Intergovernmental	398,193	260,691	311,510	260,000	230,000	215,000
Charges for Services	8,574,257	8,258,751	9,896,025	9,285,333	10,733,409	10,971,363
Use of Money & Property	4,004,480	1,071,403	2,836,585	3,516,825	3,469,962	3,469,962
Fines & Forfeitures	603,065	610,172	577,961	606,500	623,760	629,073
Miscellaneous	138,224	485,140	492,820	281,400	103,400	103,400
Transfers In	539,656	588,370	1,163,421	1,863,482	2,492,842	2,547,650
Total Revenues	\$75,478,924	\$73,591,918	\$82,042,808	\$85,145,297	\$91,885,401	\$95,429,178

In FY 2015/16, it is anticipated that General Fund operating revenues, including transfer-in, will increase 8% compared to FY 2014/15 amended budget. The increase is due primarily to growth in sales tax and property taxes as a result of continued economic recovery. The transfers-in also include approx. \$2.5 million of vehicles reserves for the previously deferred replacement of vehicles.

The following chart illustrates the composition of the City's General Fund resources projected for FY 2015/16.



Revenue Profiles

The following section provides a profile of the City’s major General Fund revenue categories.

The revenue profiles provide background information on each revenue category. Trend information is also provided, as well as a discussion of the future outlook for each category.

Property Tax

Description

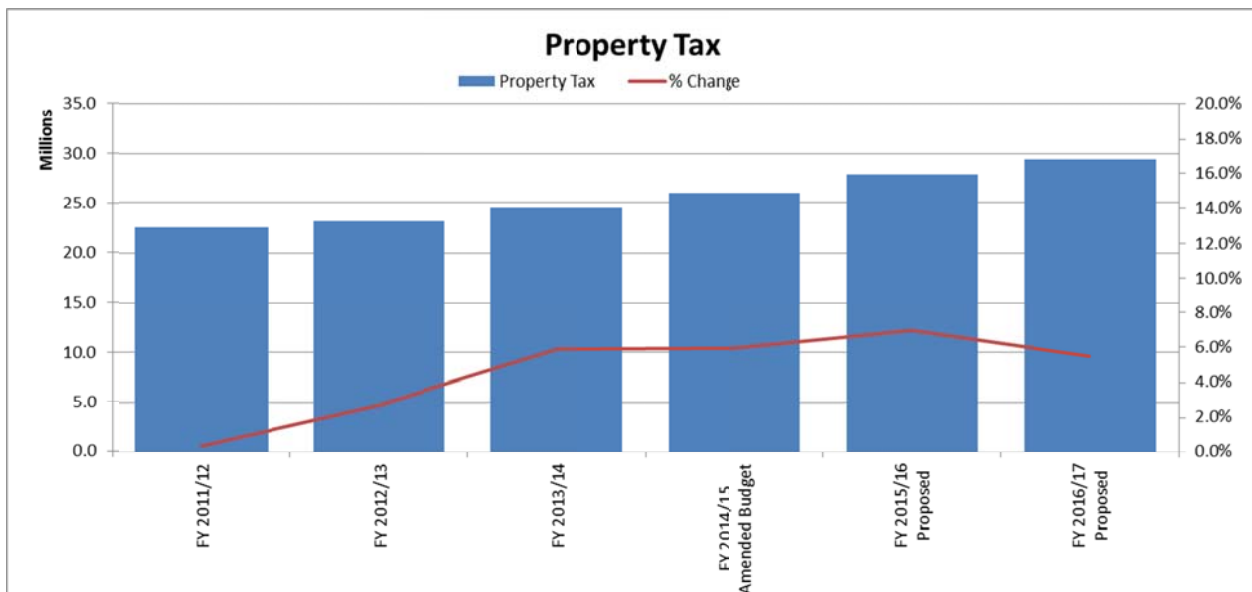
Property tax is a value-based tax imposed on real property, such as land, buildings and tangible personal property. Property tax revenue is collected by the county and allocated according to state law among cities, counties, school districts and special districts. Moreno Valley property owners pay a basic tax equal to 1% of the assessed value on real property. Based on the Tax Rate Area a property may be located in, the City's General Fund receives approximately 11% of these 1% tax payments, with larger shares going to local schools, community colleges and Riverside County.

Trend

Throughout the City's history, property tax revenue has grown moderately, reflecting both new development and increasing property values in Moreno Valley. During the recession property tax revenues dipped, but resumed growth again in the recent fiscal years. Some additional residual revenue is being realized since FY 2012-13 from redevelopment agency dissolution.

Outlook

The City works with its property tax consultant in projecting property tax revenue, an estimate made with four factors in mind: property turnover rate, pricing and appeals exposure, new construction activity, and Proposition 13's annual inflation adjustment. After considering these factors, the City has projected that assessed value will increase 7.0% in FY 2015/16 and 5.5% in FY 2016/17.



Sales Tax

Description

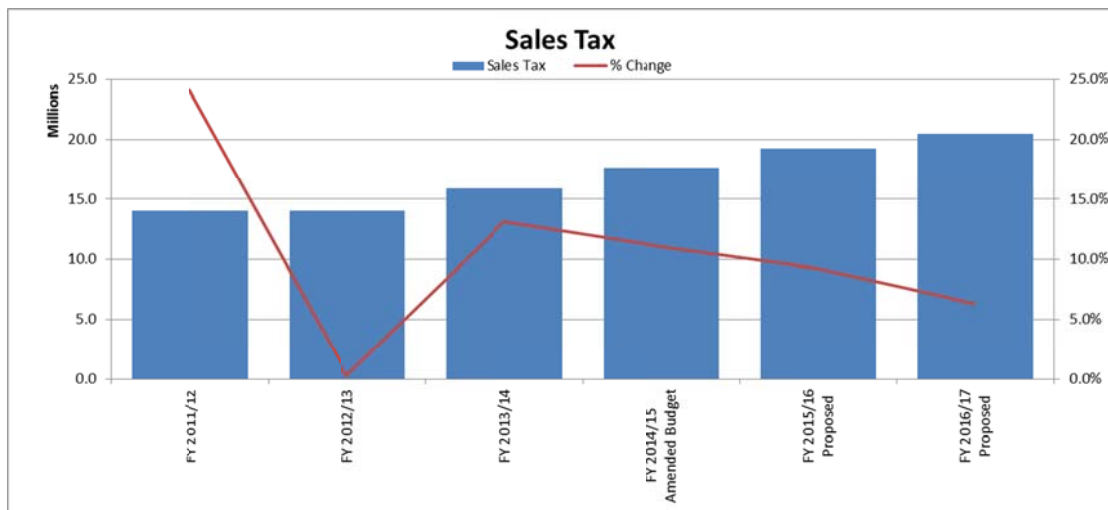
California sales tax is imposed on the total retail price of tangible personal property (excluding a variety of state mandated exemptions), while use tax is imposed on the purchaser for eligible transactions when sales tax has not been collected. The sales and use tax rate in Riverside County is currently 8.0%, of which Moreno Valley receives 1% from the California Board of Equalization (BOE) for transactions occurring within the City.

Trend

Sales tax revenues continued to grow in the last year with consumers and businesses beginning to recover from the recession. Gross taxable sales in the City of Moreno Valley were budgeted to be up nearly 11% in 2014/15 compared to 2013/14. Revenue is close to this year's budget projections on a year-to-date basis, and has exhibited growth particularly in the categories of autos and transportation and restaurants and hotels and food and drug, through the fourth quarter.

Outlook

The City works closely with its sales tax consultant, HdL Coren & Cone, in projecting sales tax revenue. Based on HdL's analysis of the trend in year-to-date tax receipts, macroeconomic conditions and an examination of local business data, the City anticipates to receive sales tax revenue of \$17.6 million this year. FY 2015/16 revenues are anticipated to increase by an additional \$1.6 million and FY 2016/17 by \$1.2 million. In forecasting these revenues, the consultant assumed average economic growth in point-of-sale revenue of 5.2% and then made additions and adjustments to account for fund transfer corrections expected from the BOE, business closeouts and new business openings.



Utility Users Tax

Description

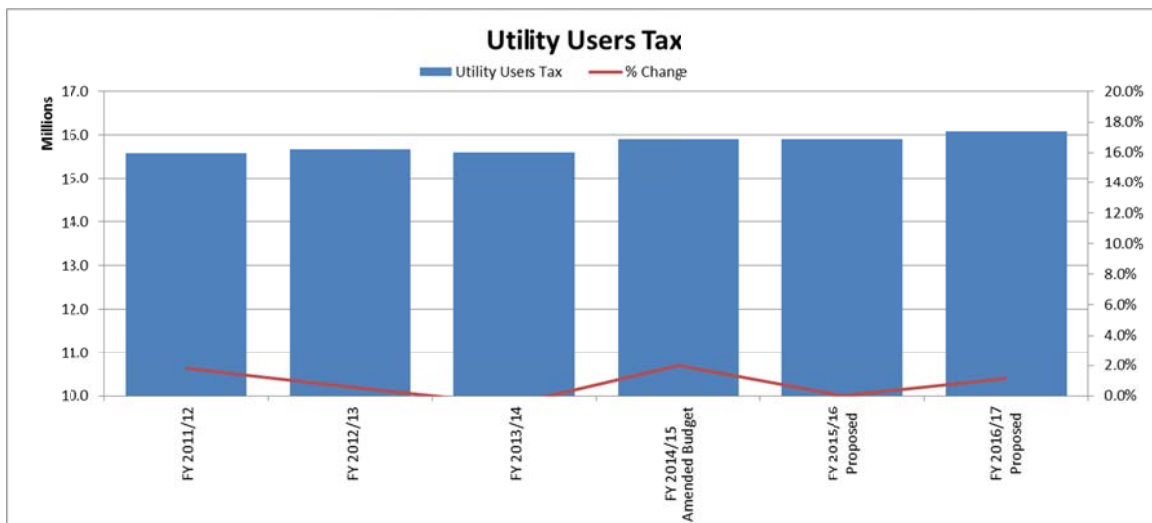
Utility users tax (UUT) is a 5.75% charge on all utility activity in Moreno Valley. The tax is assessed on electricity, energy, water, cable, wireless and telephone charges.

Trend

In 2008, the UUT, by direction of City Council and by action of the City's voters, was reduced from 6% to 5.75% and also modernized the definitions of taxable services. Since that time, UUT revenues have been relatively consistent.

Outlook

The City's UUT is the third largest revenue source. Currently, annual UUT is projected to be \$15.9 million based on utility usage of existing residents and businesses in the City. Staff projects this will remain relatively flat annually through FY 2024/25, although actual UUT may be increased based on the development of new businesses.



Franchise Fees

Description

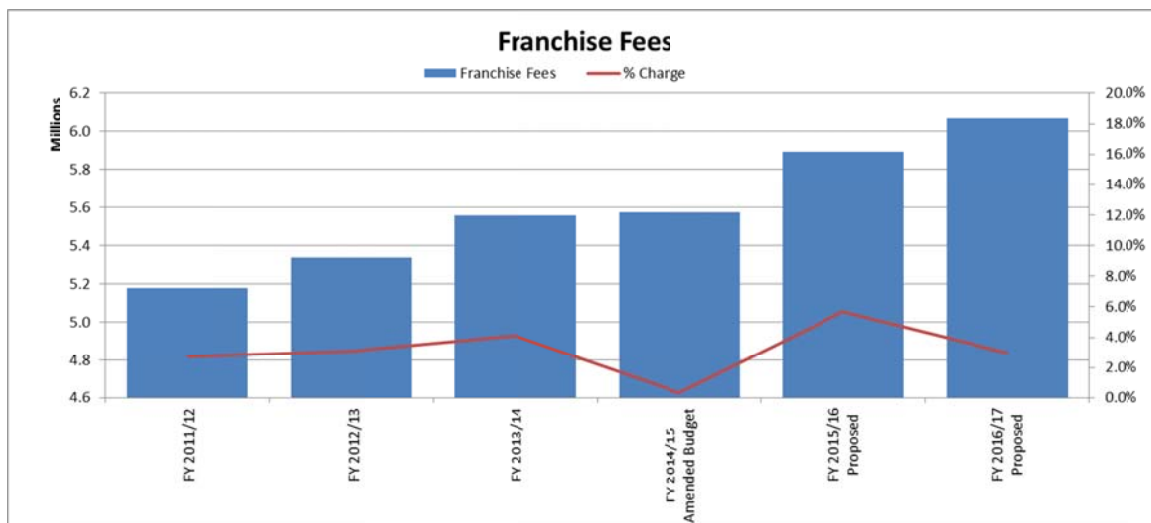
Franchise fee revenue consists of a tax on four franchise operations in Moreno Valley: electric, natural gas, cable television and refuse. The state sets electric and gas tax rates that equal 1% of gross annual revenues and 5% of gross cable television revenues from within the City of Moreno Valley. Refuse revenue is based on a rate of 12%.

Trend

Franchise tax revenue growth slowed during the recession, but otherwise has been stable and consistent. Over the long-term, revenues have increased with growth in the City’s residential population and business activity. Revenues are also impacted by changes in natural gas and electric pricing.

Outlook

For FY 2015/16, franchise fee revenue is estimated at \$5.9 million, an increase of \$335,000, or 6%, from FY 2013/14. Refuse related revenue is the largest component of the City’s Franchise Tax revenue, followed by cable and electric. The price of electricity is expected to increase next year and result in additional revenues. Electrical rates are evaluated every three years by the Public Utilities Commission (PUC) and are currently being reviewed for 2015 by the California Public Utilities Commission (PUC). The forecast assumes additional development within the City.



Transient Occupancy Tax

Description

Hotel tax (also known as transient occupancy tax or TOT) is an 8% tax applied to the cost of hotel or other lodging stays of less than 30 days. Factors influencing hotel tax revenues include business and leisure travel, new hotels, hotel expansion, and room rate increases. Hotel taxes account for slightly more than 1% of all projected General Fund resources next year.

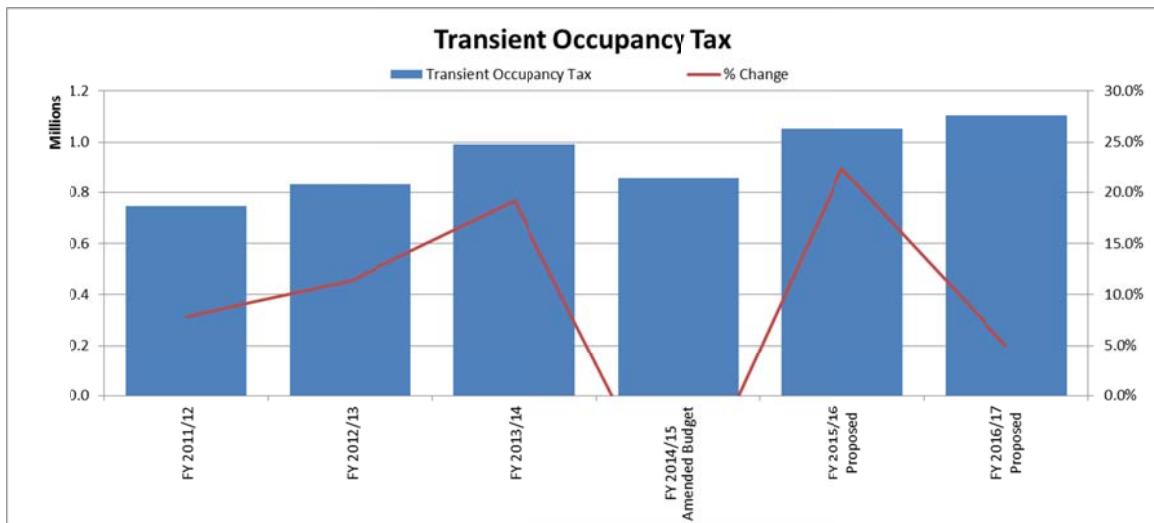
Trend

Moreno Valley hotel revenue has rebounded strongly from the recessionary bottom as a result of higher room rates, increased occupancy, and the development of new hotels.

Outlook

The FY 2015/16 Budget projects continued growth in Moreno Valley hotel tax revenue consistent with increases in local business activity, reflected in recent improvement in Riverside County jobs. The City is projecting 6% growth in hotel tax revenue from FY 2013/14.

The TOT rate is relatively low for the region with most rates at approx. 10-12%. As the City seeks new revenue sources, the existing TOT rate should continue to be reviewed.



Miscellaneous Revenues

Description

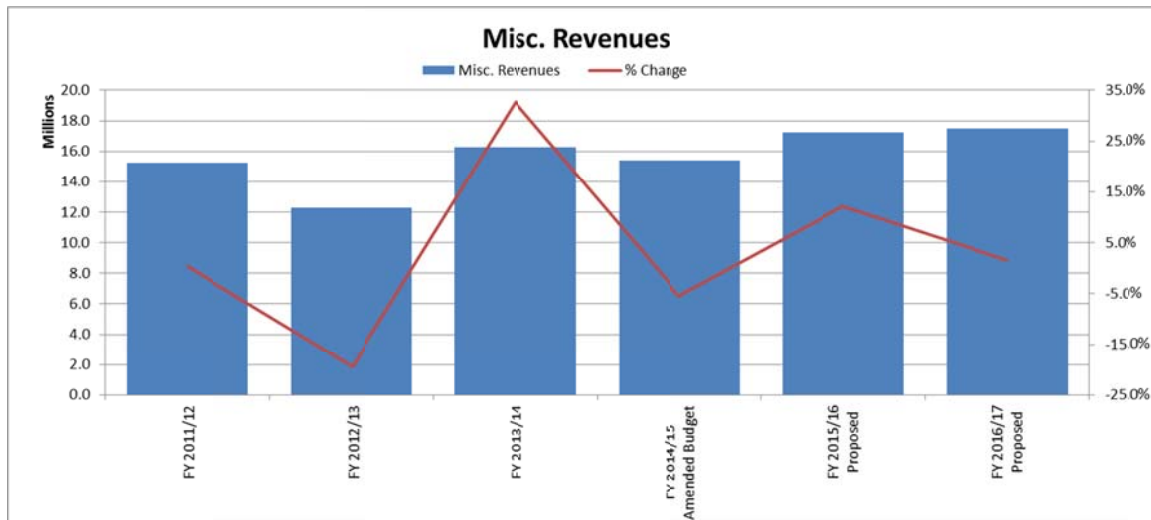
The miscellaneous revenue category is made up of a variety of relatively small revenue categories including fees for services, licenses and permits, fines and forfeitures and revenue from other agencies. These revenues include animal adoption and license fees, false alarms, and business permit fee revenue.

Trend

Revenues in the miscellaneous category were impacted significantly from the recent recession and impacts on new developments. Additionally, the City suffered the loss of most motor vehicle license fee (VLF) revenue, which used to represent a portion of the City's overall revenues, but which have since been replaced with increased allocations of property tax (property tax in-lieu of VLF) revenue. Revenues from other sources, including animal licenses, traffic fines, and business permit fee revenue, have increased over time as the City has grown.

Outlook

Miscellaneous revenues for FY 2015/16 are estimated at \$17 million, reflecting a 6% growth rate from FY 2013/14. Miscellaneous revenues are budgeted cautiously compared to current year estimates do the volatility of these charges.



Personnel

The City's staff members are the key piece of the operations of the City and they are the key representatives of the City to the public. With this in mind, the City has created the following Vision, Mission, and Customer Care Standards to guide staff in meeting high levels of customer service within the City. Staff activities are also guided by the City's existing ethic policies.

Vision Statement:

“To transform our young city into a mature community that offers its residents and businesses an unsurpassed quality of life featuring abundant recreation, desirable private and public services, varied residential living choices, and well-paying employment opportunities”

Mission Statement:

- Maintain** a safe and secure environment for the people who live, work, and play in the city.
- Promote** democracy, inviting citizen involvement while encouraging community self-determination and local control.
- Enhance** and sustain the economic prosperity of the community and the financial well-being of the city government.
- Bring** together our community and its resources to address local needs and issues and enhance the quality of life.
- Build** quality public and private facilities, emphasizing recreational and cultural activities for all ages and interests.
- Foster** harmony among diverse community groups by providing opportunities for improvement, respecting cultural differences, and treating people equally and fairly.
- Respect** and conserve our environmental resources for the health and enjoyment of our citizens and future generations.
- Advocate** for and effectively represent the city's interests with other governmental and private institutions, and establish cooperative partnerships to improve the quality of life in the region.
- Exemplify** good government by operating a city business that is open and ethical, customer friendly, cost-conscious, innovative, technologically advanced, and forward-thinking.

Cultivate a challenging and rewarding work environment— as a “model employer”—that supports our employees and their families, develops people, promotes teamwork, and celebrates humanity.

Customer Care Standards

One of the key items that helps guide our services is the City’s Customer Care Standards. These written standards, as set forth on the following page, have been developed to outline how we can provide “Service that Soars”.

MORENO VALLEY

SERVICE THAT SOARS

Customer Care Standards



In Moreno Valley, we provide exceptional customer care by...

Providing same day response Resolving an issue or completing a request is seldom accomplished in just a day but striving to acknowledge the request the day it is received provides “same day response” and exemplary service.

Knowing first impressions matter Our professionalism is judged based on appearance, attitude, manners knowledge, and abilities. It is a package; we risk making a bad impression if we fail on even one count.

Ensuring a positive experience A negative attitude affects service quality and morale. We resolve to stay positive because we know our approach dramatically affects our customers’ and coworkers’ experience.

Asking and listening We never assume to know what our customers need. Good questions evoke good answers but only if we listen. Resolving to not interrupt, we exercise patience and we pay attention.

Connecting We make eye contact, smile, and acknowledge every customer. When speaking to a customer, we address them by name using formal address (e.g. Mr. or Ms.), and let them decide if we’re on a first name basis.

Respecting our customers’ concerns To some, government can seem like a complex bureaucracy. We put a human face on the customer’s dealings with our City. We work to put our customers at ease and to earn their trust.

Treating customers like they have a choice Customers of government agencies often do not choose to do business with us, they have to. We meet this challenge by providing exceptional service.

Remembering who we work for It may not always be possible to say “yes” but our customers and co-workers must know that we have done our best to help them accomplish their goal.

Knowing our business To provide accurate information, we must know our jobs and have a thorough understanding of agency processes. Providing accurate information is critical; to do so, we work with staff, consultants, supervisors, conduct research, and keep up-to-date with industry best practices.

Understanding the difference between fast and efficient service We use knowledge, skills, and resources to respect our customers’ time, but we never rush – it is impolite and it dramatically impacts the relationship and the outcome.

Questioning the status quo We do not do things the same old way just because that is “how we’ve always done it.” We were hired to use our experience and skills to improve public service – and we take the process improvement challenge to heart.

Keeping our word We manage expectations by setting reasonable goals. Giving careful thought to timelines, we always remember that our word is our bond as we promote honesty, responsibility, and accountability.

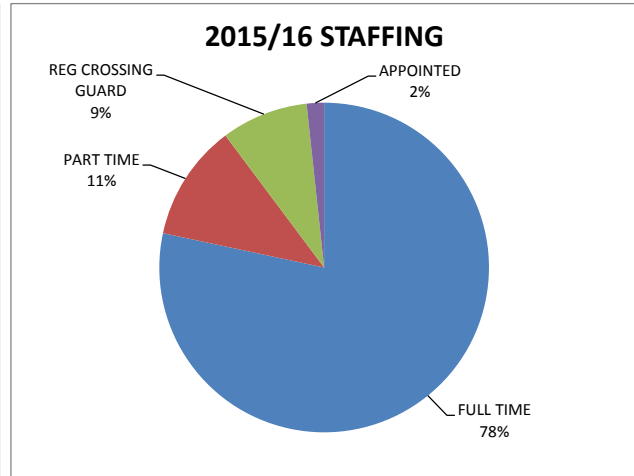
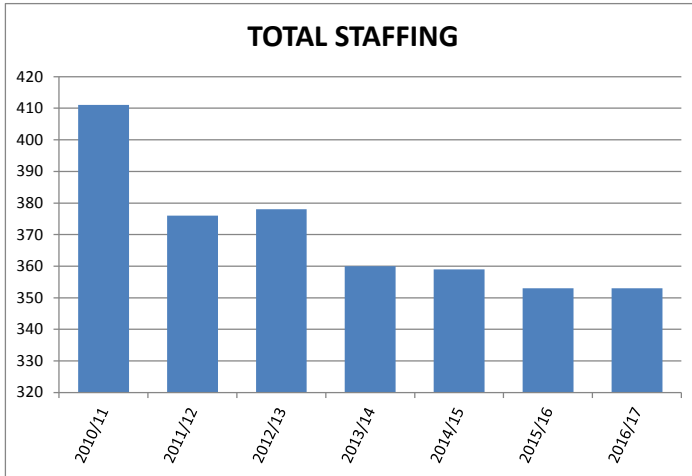
Treating customers like people, not footballs Customers notice how many interactions are required to get the answers they need. If we need to hand off a customer, it should be to the right person, and that person should be provided with the pertinent facts to ensure a seamless transition.

Seeing the big picture Identifying improvement opportunities throughout the organization requires a field of vision that expands beyond one’s workstation. “That’s not my job” is not part of our vocabulary. We engage, participate, and contribute.

Encouraging feedback Comments, suggestions, and criticism help us measure our success and promote improvement. We demonstrate commitment to our customers by asking how we can do better.

Saying “Thank you” Technical knowledge simply isn’t enough; our careers and livelihood depend on our success in providing exceptional customer care. At every opportunity, we show sincere care, compassion, gratitude and appreciation. We go above and beyond to provide “service that soars.”

Personnel and Staffing



*Note - does not include elected officials
 - staffing of career positions is supplemented through the use of temporary positions and contract services

POSITION INCREASES & DECREASES:

Department	Position	Section	FY 2015/16 Proposed Increase	FY 2015/16 Proposed Decrease
City Council	No changes			
City Clerk	No changes			
City Manager	No changes			
City Attorney	No changes			
Community Development	Building Safety Supervisor ²	FT Building & Safety	1	
	Building & Neigh Svcs Div Mgr ²	FT Building & Safety		-1
Economic Development	Economic Dev Mgr ²	FT Administration	1	
	Asst to the City Manager ²	FT Administration		-1
Financial & Management Services	Construction Inspector ⁴	FT Electric Utility	1	
	Electric Utility Division Mgr ⁴	FT Electric Utility	1	
	Electric Utility Program Coord ⁴	FT Electric Utility	1	
	Sr Accountant ^{3,4}	FT Electric Utility	1	
	Sr Administrative Asst ⁴	FT Electric Utility	1	
	Sr Electrical Engineer ⁴	FT Electric Utility	1	
	Sr Financial Analyst ⁴	FT Electric Utility	1	
	Accountant I ⁴	FT Special Districts		-1
	Landscape Irrigation Tech ⁴	FT Special Districts		-1
	Landscape Svcs Inspector ⁴	FT Special Districts		-2
	Landscape Svcs Supervisor ⁴	FT Special Districts		-1
	Spec Districts Div Mgr ⁴	FT Special Districts		-1
	Sr Administrative Asst ⁴	FT Special Districts		-1
	Sr Management Analyst ⁴	FT Special Districts		-2
	Special Districts Prog Mgr	FT Special Districts		-1
	Executive Asst I ¹	FT Technology Services	1	
	Business License Liaison ³	FT Treasury	1	

¹ Position transfer between departments or divisions
² Reclassification of position
³ New Position
⁴ Division transfer between departments
⁵ Converted to contract position with County

POSITION INCREASES & DECREASES:

Department	Position	Section	FY 2015/16 Proposed Increase	FY 2015/16 Proposed Decrease
Fire	Sr Administrative Asst ²	FT Fire Operations	1	
	Executive Asst I ²	FT Fire Operations		-1
	Fire Inspector I ⁵	FT Fire Prevention		-2
	Fire Inspector II ⁵	FT Fire Prevention		-1
	Fire Safety Specialist ⁵	FT Fire Prevention		-1
Administrative Services	Animal Care Technician ²	P/T Animal Services	2	
	Animal Care Technician ²	FT Animal Services		-1
	Animal Services Asst ²	P/T Animal Services	2	
	Animal Svcs Dispatcher ²	FT Animal Services		-1
	Facilities Maint Worker ³	P/T Facilities	1	
	Management Analyst ¹	FT Purchasing	1	
Parks & Community Services	Sr Management Analyst ²	FT Administration	1	
	Management Analyst ²	FT Administration		-1
	Lead Parks Maint Worker ²	P/T Parks Maintenance	1	
	Parks Maint Worker ²	FT Parks Maintenance		-1
	Recreation Program Coord ²	FT Recreation	1	
	Recreation Supervisor ²	FT Recreation		-1
Police	Executive Asst I ¹	FT Administration		-1
	Management Analyst ¹	FT Administration		-1
Public Works	Associate Engineer	FT Capital Projects		-1
	Accounting Technician	FT Capital Projects		-1
	Management Asst	FT Capital Projects		-1
	Sr Engineer, P.E.	FT Capital Projects		-2
	Sr Engineer, P.E. ¹	FT Land Development	1	
	Sr Engineer, P.E. ¹	FT Capital Projects		-1
	Construction Inspector ⁴	FT Electric Utility		-1
	Electric Utility Division Mgr ⁴	FT Electric Utility		-1
	Electric Utility Program Coord ⁴	FT Electric Utility		-1
	Sr Administrative Asst ⁴	FT Electric Utility		-1
	Sr Electrical Engineer ⁴	FT Electric Utility		-1
	Sr Financial Analyst ⁴	FT Electric Utility		-1
	Fleet Maintenance Supervisor ²	FT Fleet Operations	1	
	Lead Vehicle / Equip Tech ²	FT Fleet Operations		-1
	Lead Maintenance Worker ²	FT Maintenance & Operations	1	
	Maintenance Worker II ²	FT Maintenance & Operations		-1
	Maintenance Worker II ²	FT Maintenance & Operations	1	
	Tree Trimmer ²	FT Maintenance & Operations		-1
	Landscape Irrigation Tech ⁴	FT Special Districts	1	
	Landscape Svcs Inspector ⁴	FT Special Districts	2	
	Landscape Svcs Supervisor ⁴	FT Special Districts	1	
	Accountant I ⁴	FT Special Districts	1	
	Management Aide ^{2,4}	FT Special Districts	1	
	Accountant I ^{2,4}	FT Special Districts		-1
	Spec Districts Div Mgr ⁴	FT Special Districts	1	
	Sr Administrative Asst ⁴	FT Special Districts	1	
	Sr Management Analyst ⁴	FT Special Districts	2	
	Sr Traffic Engineer	FT Transportation		-1
	TOTAL			35
NET INCREASE (DECREASE) for FY 2015/16				-6

¹ Position transfer between departments or divisions² Reclassification of position³ New Position⁴ Division transfer between departments⁵ Converted to contract position with County

City of Moreno Valley
 FY 2015/16 - 2016/17
 City Position Summary

Position Title	FY 2010/11 No.	FY 2011/12 No.	FY 2012/13 No.	FY 2013/14 No.	FY 2014/15 Adj.	FY 2014/15 No.	FY 2015/16 Adj.	FY 2015/16 No.	FY 2016/17 Adj.	FY 2016/17 No.
Accountant I	2	2	2	2	-	2	(1)	1	-	1
Accounting Asst	5	3	3	3	-	3	-	3	-	3
Accounting Technician	4	4	4	3	-	3	(1)	2	-	2
Accounts Payable Supervisor	1	1	1	1	-	1	-	1	-	1
Administrative Asst	5	5	5	8	(1)	7	-	7	-	7
Administrative Services Dir	1	1	1	1	-	1	-	1	-	1
After School Prog Coordinator	4	-	-	-	-	-	-	-	-	-
After School Prog Specialist	8	-	-	-	-	-	-	-	-	-
After School Prog Supervisor	1	-	-	-	-	-	-	-	-	-
Animal Care Technician	4	4	4	4	-	4	1	5	-	5
Animal Control Officer	7	7	7	7	-	7	-	7	-	7
Animal Services Asst	2	2	2	2	-	2	2	4	-	4
Animal Svcs Dispatcher	2	1	1	2	-	2	(1)	1	-	1
Animal Svcs Division Manager	1	1	1	1	-	1	-	1	-	1
Animal Svcs Field Supervisor	1	1	1	1	-	1	-	1	-	1
Animal Svcs License Inspector	1	1	1	1	-	1	-	1	-	1
Animal Svcs Office Supervisor	1	1	1	1	-	1	-	1	-	1
Applications & DB Admin	1	1	1	1	-	1	-	1	-	1
Applications Analyst	1	1	1	1	-	1	-	1	-	1
Assistant City Attorney	-	-	-	-	-	-	-	-	-	-
Assistant City Clerk	-	-	-	-	-	-	-	-	-	-
Assoc Environmental Engineer	1	1	1	1	-	1	-	1	-	1
Associate Engineer	6	5	5	5	-	5	(1)	4	-	4
Associate Planner	4	4	4	4	-	4	-	4	-	4
Asst Buyer	2	2	2	2	-	2	-	2	-	2
Asst City Manager	1	1	1	1	-	1	-	1	-	1
Asst Crossing Guard Spvr	1	1	1	1	-	1	-	1	-	1
Asst Network Administrator	1	1	1	1	-	1	-	1	-	1
Asst to the City Manager	1	1	1	1	-	1	(1)	-	-	-
Asst. Applications Analyst	-	-	-	-	-	-	-	-	-	-
Banquet Facility Rep	1	1	1	1	-	1	-	1	-	1
Budget Officer	1	-	1	-	-	-	-	-	-	-
Building & Neighborhood Services Div Mgr	-	-	-	1	-	1	(1)	-	-	-
Building Safety Supervisor	-	-	-	-	-	-	1	1	-	1
Building Div Mgr / Official	1	1	1	-	-	-	-	-	-	-
Building Inspector I I	4	4	4	4	-	4	-	4	-	4
Business License Liaison	-	-	-	-	-	-	1	1	-	1
Bus. Support & Neigh Prog Admin	1	1	1	-	-	-	-	-	-	-
Cable TV Producer	2	2	2	2	-	2	-	2	-	2
Chief Financial Officer/City Treas	1	1	1	1	-	1	-	1	-	1
Child Care Asst	5	5	5	4	-	4	-	4	-	4
Child Care Instructor I I	5	5	5	4	-	4	-	4	-	4
Child Care Program Manager	1	1	1	1	-	1	-	1	-	1
Child Care Site Supervisor	5	5	5	4	-	4	-	4	-	4
City Attorney	1	1	1	1	-	1	-	1	-	1
City Clerk	1	1	1	1	-	1	-	1	-	1
City Manager	1	1	1	1	-	1	-	1	-	1
Code & Neigh Svcs Official	1	1	1	-	-	-	-	-	-	-
Code Compliance Field Sup.	-	-	-	1	-	1	-	1	-	1
Code Compliance Officer I/I I	5	5	5	6	-	6	-	6	-	6
Code Supervisor	-	-	-	-	-	-	-	-	-	-
Comm & Economic Dev Director	1	1	1	1	(1)	-	-	-	-	-
Community Dev Director	1	-	-	-	1	1	-	1	-	1
Community Svcs Supervisor	1	1	1	1	-	1	-	1	-	1
Construction Inspector	4	5	5	5	-	5	-	5	-	5
Crossing Guard	35	35	35	35	-	35	-	35	-	35
Crossing Guard Supervisor	1	1	1	1	-	1	-	1	-	1
Customer Service Asst	1	1	1	-	-	-	-	-	-	-
Dep PW Dir /Asst City Engineer	1	1	1	1	-	1	-	1	-	1

Attachment: Exhibit A - Proposed Budget Book [Revision 2] (1488 : PUBLIC HEARING ESTABLISHING APPROPRIATIONS (?GANN?) LIMIT FOR

City of Moreno Valley
 FY 2015/16 - 2016/17
 City Position Summary

Position Title	FY 2010/11 No.	FY 2011/12 No.	FY 2012/13 No.	FY 2013/14 No.	FY 2014/15 Adj.	FY 2014/15 No.	FY 2015/16 Adj.	FY 2015/16 No.	FY 2016/17 Adj.	FY 2016/17 No.
Deputy City Attorney I I I	2	2	2	-	1	1	-	1	-	1
Deputy City Clerk	1	1	1	1	-	1	-	1	-	1
Deputy City Manager	-	-	-	-	-	-	-	-	-	-
Development Svcs Coordinator	1	1	-	-	-	-	-	-	-	-
Economic Dev Director	-	-	-	-	1	1	-	1	-	1
Economic Dev Mgr	-	-	-	-	-	-	1	1	-	1
Electric Utility Division Mgr	1	1	1	1	-	1	-	1	-	1
Electric Utility Program Coord	1	1	1	1	-	1	-	1	-	1
Emerg Mgmt & Vol Svc Prog Spec	2	1	1	1	-	1	-	1	-	1
Emerg Mgmt & Vol Svcs Prog Mgr	1	1	1	1	-	1	-	1	-	1
Engineering Division Manager	1	1	1	1	-	1	-	1	-	1
Engineering Technician I I	1	1	1	1	-	1	-	1	-	1
Enterprise Systems Admin	1	1	1	1	-	1	-	1	-	1
Environmental Analyst	1	1	1	1	-	1	-	1	-	1
Equipment Operator	4	4	4	4	-	4	-	4	-	4
Exec Asst to Mayor / City Council	1	1	1	1	-	1	-	1	-	1
Exec. Assistant to the City Manager	-	-	-	-	-	-	-	-	-	-
Executive Asst I	7	7	9	9	-	9	(1)	8	-	8
Executive Asst I I	1	1	1	1	-	1	-	1	-	1
Facilities Maint Mechanic	1	1	1	1	-	1	-	1	-	1
Facilities Maint Worker	3	3	3	3	(1)	2	1	3	-	3
Facilities Maintenance Spvr	1	-	-	-	-	-	-	-	-	-
Financial Operations Div Mgr	1	1	1	1	-	1	-	1	-	1
Financial Resources Div Mgr	-	-	-	1	-	1	-	1	-	1
Fire Inspector I	-	-	-	2	-	2	(2)	-	-	-
Fire Inspector I I	2	2	2	2	(1)	1	(1)	-	-	-
Fire Marshall	1	1	1	1	(1)	-	-	-	-	-
Fire Safety Specialist	1	1	1	2	(1)	1	(1)	-	-	-
Fleet Supervisor	-	-	-	-	-	-	1	1	-	1
GIS Administrator	1	1	1	1	(1)	-	-	-	-	-
GIS Specialist	1	1	1	1	-	1	-	1	-	1
GIS Technician	1	1	-	-	1	1	-	1	-	1
Housing Program Coordinator	1	1	1	1	-	1	-	1	-	1
Housing Program Specialist	3	3	3	-	-	-	-	-	-	-
Human Resources Analyst	1	1	1	1	-	1	-	1	-	1
Human Resources Technician	2	1	-	-	-	-	-	-	-	-
Info Technology Technician	2	2	2	2	-	2	-	2	-	2
Landscape Development Coord	1	1	-	-	-	-	-	-	-	-
Landscape Irrigation Tech	1	1	1	1	-	1	-	1	-	1
Landscape Svcs Inspector	7	5	3	2	-	2	-	2	-	2
Landscape Svcs Supervisor	-	-	-	-	1	1	-	1	-	1
Lead Animal Care Technician	1	1	1	1	-	1	-	1	-	1
Lead Facilities Maint Worker	-	-	-	-	1	1	-	1	-	1
Lead Maintenance Worker	3	3	3	3	-	3	1	4	-	4
Lead Parks Maint Worker	5	5	5	5	-	5	1	6	-	6
Lead Traffic Sign/Marking Tech	2	2	2	2	-	2	-	2	-	2
Lead Vehicle / Equip Tech	1	1	1	1	-	1	(1)	-	-	-
Legal Secretary	1	1	1	1	-	1	-	1	-	1
Lib Serv Div Mgr	1	1	1	-	-	-	-	-	-	-
Librarian	4	4	4	-	-	-	-	-	-	-
Library Asst	13	13	13	-	-	-	-	-	-	-
Library Circulation Supervisor	1	1	1	-	-	-	-	-	-	-
Maint & Operations Div Mgr	1	1	1	1	-	1	-	1	-	1
Maintenance Worker I	-	-	-	7	(7)	-	-	-	-	-
Maintenance Worker II	1	1	1	1	(1)	-	-	-	-	-
Maintenance Worker I/II	12	12	12	12	6	18	-	18	-	18
Management Analyst	11	11	14	12	(1)	11	(1)	10	-	10
Management Asst	3	3	3	4	1	5	(1)	4	-	4
Management Aide	-	-	-	-	-	-	1	1	-	1

Attachment: Exhibit A - Proposed Budget Book [Revision 2] (1488 : PUBLIC HEARING ESTABLISHING APPROPRIATIONS (?GANN?) LIMIT FOR

City of Moreno Valley
 FY 2015/16 - 2016/17
 City Position Summary

Position Title	FY 2010/11 No.	FY 2011/12 No.	FY 2012/13 No.	FY 2013/14 No.	FY 2014/15 Adj. No.	FY 2014/15 No.	FY 2015/16 Adj. No.	FY 2015/16 No.	FY 2016/17 Adj. No.	FY 2016/17 No.
Media & Production Supervisor	1	1	1	1	-	1	-	1	-	1
Network Administrator	1	1	1	1	-	1	-	1	-	1
Office Asst	1	1	1	1	(1)	-	-	-	-	-
Park Ranger	3	3	3	3	-	3	-	3	-	3
Parking Control Officer	2	2	2	2	-	2	-	2	-	2
Parks & Comm Svcs Director	1	1	1	1	-	1	-	1	-	1
Parks & Comm Svcs Div Mgr	-	-	1	1	-	1	-	1	-	1
Parks Maint Division Manager	1	1	-	-	-	-	-	-	-	-
Parks Maint Supervisor	2	2	2	2	-	2	-	2	-	2
Parks Maint Worker	13	13	13	13	-	13	(1)	12	-	12
Parks Projects Coordinator	1	1	1	1	-	1	-	1	-	1
Payroll Supervisor	1	1	1	1	-	1	-	1	-	1
Permit Technician	6	6	6	5	-	5	-	5	-	5
Planning Commissioner	7	7	7	7	-	7	-	7	-	7
Planning Div Mgr / Official	1	1	1	1	-	1	-	1	-	1
Principal Accountant	1	1	1	1	-	1	-	1	-	1
Purch & Facilities Div Mgr	1	1	1	1	-	1	-	1	-	1
PW Director / City Engineer	1	1	1	1	-	1	-	1	-	1
PW Program Manager	-	-	-	-	-	-	-	-	-	-
Recreation Program Coord	2	2	1	1	-	1	1	2	-	2
Recreation Program Leader	7	7	7	7	-	7	-	7	-	7
Recreation Supervisor	-	-	1	1	-	1	(1)	-	-	-
Recycling Specialist	-	-	-	1	-	1	-	1	-	1
Resource Analyst	-	-	-	-	-	-	-	-	-	-
Risk Division Manager	1	1	-	-	-	-	-	-	-	-
Security Guard	3	2	2	2	-	2	-	2	-	2
Spec Dist Budg & Accting Spvr	1	-	-	-	-	-	-	-	-	-
Spec Districts Div Mgr	1	1	1	1	-	1	-	1	-	1
Special Districts Prog Mgr	1	1	1	1	-	1	(1)	-	-	-
Sr Accountant	1	1	1	1	-	1	1	2	-	2
Sr Administrative Asst	19	14	16	14	3	17	1	18	-	18
Sr Applications Analyst	-	-	-	-	1	1	-	1	-	1
Sr Citizens Center Coord	1	1	1	1	-	1	-	1	-	1
Sr Code Compliance Officer	1	-	-	-	-	-	-	-	-	-
Sr Customer Service Asst	3	3	3	3	-	3	-	3	-	3
Sr Deputy Clerk	-	-	-	-	-	-	-	-	-	-
Sr Electrical Engineer	1	1	1	1	-	1	-	1	-	1
Sr Engineer, P.E.	11	9	9	9	-	9	(2)	7	-	7
Sr Engineering Technician	1	1	1	1	-	1	-	1	-	1
Sr Equipment Operator	1	1	1	1	-	1	-	1	-	1
Sr Financial Analyst	2	2	2	2	-	2	-	2	-	2
Sr GIS Analyst	1	1	1	1	-	1	-	1	-	1
Sr Graphics Designer	1	1	1	1	-	1	-	1	-	1
Sr Human Resources Analyst	1	1	1	1	-	1	-	1	-	1
Sr IT Technician	-	-	-	-	-	-	-	-	-	-
Sr Landscape Svcs Inspector	1	1	1	1	(1)	-	-	-	-	-
Sr Management Analyst	2	2	2	2	1	3	1	4	-	4
Sr Office Asst	6	5	5	4	(1)	3	-	3	-	3
Sr Park Ranger	1	-	-	-	-	-	-	-	-	-
Sr Parking Control Officer	1	1	1	1	-	1	-	1	-	1
Sr Parks Maint Technician	1	1	2	2	-	2	-	2	-	2
Sr Payroll Technician	1	1	1	1	-	1	-	1	-	1
Sr Permit Technician	2	2	2	2	-	2	-	2	-	2
Sr Planner	2	2	2	2	-	2	-	2	-	2
Sr Recreation Program Leader	2	2	2	2	-	2	-	2	-	2
Sr Telecomm Technician	1	1	1	1	-	1	-	1	-	1
Sr Traffic Engineer	1	1	1	1	-	1	(1)	-	-	-
Sr Traffic Signal Technician	1	1	1	1	-	1	-	1	-	1
Storekeeper	1	1	1	1	-	1	-	1	-	1


Attachment: Exhibit A - Proposed Budget Book [Revision 2] (1488 : PUBLIC HEARING ESTABLISHING APPROPRIATIONS (?GANN?) LIMIT FOR

City of Moreno Valley
 FY 2015/16 - 2016/17
 City Position Summary

Position Title	FY	FY	FY	FY	FY	FY	FY	FY	FY	FY
	2010/11 No.	2011/12 No.	2012/13 No.	2013/14 No.	2014/15 Adj.	2014/15 No.	2015/16 Adj.	2015/16 No.	2016/17 Adj.	2016/17 No.
Storm Water Prog Mgr	1	1	1	1	-	1	-	1	-	1
Street Maintenance Supervisor	2	2	2	2	-	2	-	2	-	2
Sustainability & Intergovernmental Prog Mgr	-	-	-	1	-	1	-	1	-	1
Technology Services Div Mgr	1	1	1	1	-	1	-	1	-	1
Telecomm Engineer / Admin	1	1	1	1	-	1	-	1	-	1
Telecomm Technician	1	1	1	1	-	1	-	1	-	1
Traffic Operations Supervisor	1	1	1	1	-	1	-	1	-	1
Traffic Sign / Marking Tech I	1	1	1	1	-	1	-	1	-	1
Traffic Sign/Marking Tech II	2	2	2	2	-	2	-	2	-	2
Traffic Signal Technician	2	2	2	2	-	2	-	2	-	2
Trans Div Mgr / City Traf Engr	1	1	1	1	-	1	-	1	-	1
Treasury Operations Div Mgr	1	1	1	1	-	1	-	1	-	1
Tree Trimmer	1	1	1	1	-	1	(1)	-	-	-
Vehicle / Equipment Technician	2	2	2	3	-	3	-	3	-	3
Total	411	376	378	360	(1)	359	(6)	353	-	353

* Excludes City Council Members and temporary positions

Attachment: Exhibit A - Proposed Budget Book [Revision 2] (1488 : PUBLIC HEARING ESTABLISHING APPROPRIATIONS (?GANN?) LIMIT FOR



Budget at a Glance

The City's Budget consists of three major components: its General Fund Budget (general operations), Capital Improvement Program (CIP) Budget, and Special Funds Budget.

The General Fund Budget is the City's fiscal operating blueprint. The FYs 2015/16-2016/17 General Fund operating budget is based on resource projections (including transfers-in) of \$91.9 million and \$95.4 million, respectively. Departmental operating expenditures and transfers-out are budgeted at \$91.6 million and \$95.2 million, respectively.

The 2015/16-2016/17 operating budget furthers the City's ongoing commitment to fiscal responsibility and effective management. The budget is balanced without the use of contingency reserve funding and it concentrates resources on maintaining the existing levels of services and public safety.

Revenue projections are based on the most current economic data available and budgeted appropriations reflect ongoing efforts to achieve efficiencies. Each City department has carefully evaluated its expenditures, seeking to maintain services while reducing costs wherever feasible. Contingencies traditionally built into the operating budget as a means of accounting for unexpected needs has been reduced to the most basic level or eliminated entirely. The assumed vacancy rate in budgeting salary and benefit costs for all personnel was increased from 1% to 2% next year, more closely matching the City's historical experience. Next year's operating budget is very lean. At the end of the year, however, the City expects to maintain existing fund balance of approximately \$27.5 million of Unrestricted General Fund balance as necessary to fund operational cash flow needs and as a reserve for unexpected events and future economic uncertainty. This reserve equates to 30% of the City's proposed budget. The City expects to finish the current fiscal year with a surplus that can be used by the City Council at the end of the year to make progress towards funding currently unfunded liabilities of the City.

The CIP Budget details the acquisition or construction of major capital facilities, infrastructure or equipment. The CIP Budget is used to account for the receipt and disbursement of funds for specific project related purposes that often span more than one year. Special Funds budgets are used to account for the receipt and disbursement of funds restricted by law or administered for specific purposes. The CIP and Special Funds budgets are detailed in later sections of this document.

A financial summary of the of the City's General Fund is provided on the following pages.

Departmental Summaries

City Manager's Office

The City Manager serves as the chief executive officer of the City. Under City Council direction, the City Manager is responsible for the efficient management of all City business. Professional leadership is provided from this Office to the Executive Management Team to enable them to serve the community in a responsive and resourceful manner. Functions of the City Manager's Office include coordination of the implementation of City Council policies and programs; providing overall direction to the departments that administer City programs and services; coordinating intergovernmental relations and legislative advocacy; and administration of the City's communications, media relations, and public information programs.

The department's budget is based on the continuation of essential, mandated, and City Council-directed services and includes General Fund expenditures of \$1.6 million.

City Attorney

The Office of the City Attorney consists of two attorneys, an Executive Assistant I, and a Legal Secretary. This office provides a wide range of legal services to the City organization. It provides legal advice to the City Council, City Manager, City staff and City Boards, Committees and Commissions. It conducts or oversees all litigation involving the City. The office prepares or reviews ordinances, resolutions, contracts, and other legal documents relating to the City's business.

The City Attorney's Office represents the City government rather than individuals and has an attorney-client relationship with the City Council (as an entity) as its primary client, and secondarily with other city boards, commissions, officers and employees within the scope of their duties for the City.

The department's budget is based on the continuation of essential, mandated, and City Council-directed services and includes General Fund expenditures of approximately \$725,000.

City Clerk

The City Clerk appointed by the City Council serves as the Secretary to the City Council, is legally responsible for the preparation of agendas, the recording and maintenance of all Council actions, filing of public notices, coordination and administration of all City records, documents and public files. The City Clerk receives bids, conducts all bid openings, maintains the City's municipal code, receives all claims filed against the City, serves as the official custodian of the City seal, conducts all elections, receives nomination papers and is the filing officer for all requirements of the California Fair Political Practices Commission.

The department's budget is based on the continuation of essential, mandated, and City Council-directed services and includes General Fund expenditures of \$1.1 million.

Administrative Services

This Department is responsible for centralized Administrative Service functions within the City including talent management, labor relations, personnel rules application and policy setting, training, benefits, workers' compensation, Equal Employment Opportunity (EEO), purchasing and central stores; and related support. The library provides a full range of information services via traditional delivery methods and through various electronic venues. Additionally, the department provides oversight for the public safety function of animal control services.

The department's budget is based on the continuation of essential, mandated, and City Council-directed services and includes General Fund expenditures of \$3.9 million.

Community Development

The Community Development Department provides a variety of development and business services related to enhancing the quality of life in the community.

The Community Development function provides planning, building and code compliance services. The Building & Safety Division provides building plans examination services and conducts field inspections of buildings under construction to ensure that City's building environment adheres to established construction codes. The Code & Neighborhood Services Division is responsible for the enforcement of codes relating to neighborhood nuisances, health & safety, substandard housing, vehicle abatement, illegal dumping, improper signage, parking control, and weed abatement. Code staff also manages the City's Rotational Tow Service, Graffiti Restitution and Shopping Cart Retrieval programs. The Planning Division processes land use applications in accordance with the provisions of the City's Development Code, General Plan, Landscape Guidelines, applicable Specific plan requirements, CEQA, and other State and Federal requirements.

The department's budget is based on the continuation of essential, mandated, and City Council-directed services and includes General Fund expenditures of \$5.6 million.

Economic Development

The Economic Development function facilitates new investment and development in the community. Economic Development Administration promotes the City as a quality place to do business and seeks to attract new development and encourages expansion of existing businesses through an array of strategies including marketing, site selection assistance, ombudsman service and much more.

The department's budget is based on the continuation of essential, mandated, and City Council-directed services and includes General Fund expenditures of \$1.1 million.

Financial and Management Services

The Financial & Management Services (FMS) Department provides a wide range of support services to other City departments. These services include budget coordination; financial reporting; payroll; billing and accounts receivable; accounts payable; cash management and investing; business licensing and cashiering; providing electric service to new development in residential, commercial and industrial areas; and technology services including network administration and security, enterprise systems and database administration, geographic information systems, backbone infrastructure and telecommunications.

The department's budget is based on the continuation of essential, mandated, and City Council-directed services and includes General Fund expenditures of \$7.5 million.

Fire

The City of Moreno Valley Fire Department operates seven fire stations and a Fire Prevention Bureau that provides fire suppression, emergency medical, rescue, and hazardous materials response as well as fire prevention services to the citizens of Moreno Valley. The equipment utilized by the department has the versatility to respond to both urban and rural emergency conditions. Through a Cooperative Fire Services Agreement with CAL FIRE/Riverside County Fire, the City has access to additional emergency equipment such as brush engines, firefighting aircraft, hazardous materials unit, fire crews, and breathing support units. The Office of Emergency Management and Volunteer Services program provides a wide variety of training to both employees and the community. Additionally, this program is tasked with preparing the City for any emergency situation through mitigation, preparedness, response, and recovery for a variety of natural or man-made disasters that may occur in the community.

The department's budget is based on the continuation of essential, mandated, and City Council-directed services and includes General Fund expenditures of \$18 million.

Parks and Community Services

The Parks and Community Service Department plan, design, and oversee development of new park sites and facilities, maintain parks and facilities in a safe and aesthetically pleasing manner, maintain and oversee development of the multi-use trail system, provide a wide range of programs for the community including athletic leagues, classes, field trips, child care, teen and senior activities, schedule use of facilities, plan, organize and promote special events, and enforce the park rules and regulations and promotion of safe use of park facilities.

The department's budget is based on the continuation of essential, mandated, and City Council-directed services. The Parks and Community Service Department is overseen by the Community Services District and includes a Zone A Fund expenditures of \$9.3 million and revenues of \$9.6 million.

Police

The Moreno Valley Police Department is a full-service law enforcement agency. The Department is comprised of divisions that manage city resources and work together to deliver the Department Mission. The Administration Division includes the Office of the Chief of Police, the Accounting Unit, Facilities/Maintenance, the Training Unit, the Business Office and the Community Services Unit. In addition to managing day to day department operations, this Division provides oversight for all the other divisions. The Detective Division consists of the Investigations Unit, the Forensics Unit, the Crime Analysis Unit, the Criminal Registrants Unit, the School Resource Unit and the Riverside County Regional Medical Center Unit. The Patrol Division consists of four patrol shifts, the Mall Team, the K-9 Program, the Property/Evidence Unit, the Telephone Reporting Unit, the Logistics/Property/Evidence Unit, and the Field Training Program. The Special Enforcement Teams Division consists of the Gang Unit, the Narcotics Unit, the Career Criminal Apprehension Team, the Traffic Team, the Burglary Suppression Team, the Robbery Suppression Team, and the Problem Oriented Policing Team.

The department's budget is based on the continuation of essential, mandated, and City Council-directed services and includes General Fund expenditures of \$39.5 million.

Public Works

The Public Works Department is the largest "non-public safety" full-service department in the City of Moreno Valley. The Public Works department is responsible for public works administration, city engineering, maintenance of public facilities located within the street right-of-way, special landscape and lighting districts, solid waste collection and disposal, design and construction of City-built capital improvements, and administration of traffic facilities and related activities. The Land Development Division is responsible for the review, approval and inspection of private development projects related to tentative and final parcel maps, lot line adjustments, monument inspection and soil & hydrology reports, along with plans for grading, street improvements and storm water management.

The department's budget is based on the continuation of essential, mandated, and City Council-directed services and includes General Fund expenditures of \$7.9 million.

Non-Departmental

The Non-Departmental operating budget encompasses citywide taxes and assessments, sales tax and property tax audits and payments for recovered revenues, and also special situations not related to a specific department. The department's General Fund expenditures are \$4.5 million.

General Fund Resources and Expenditures

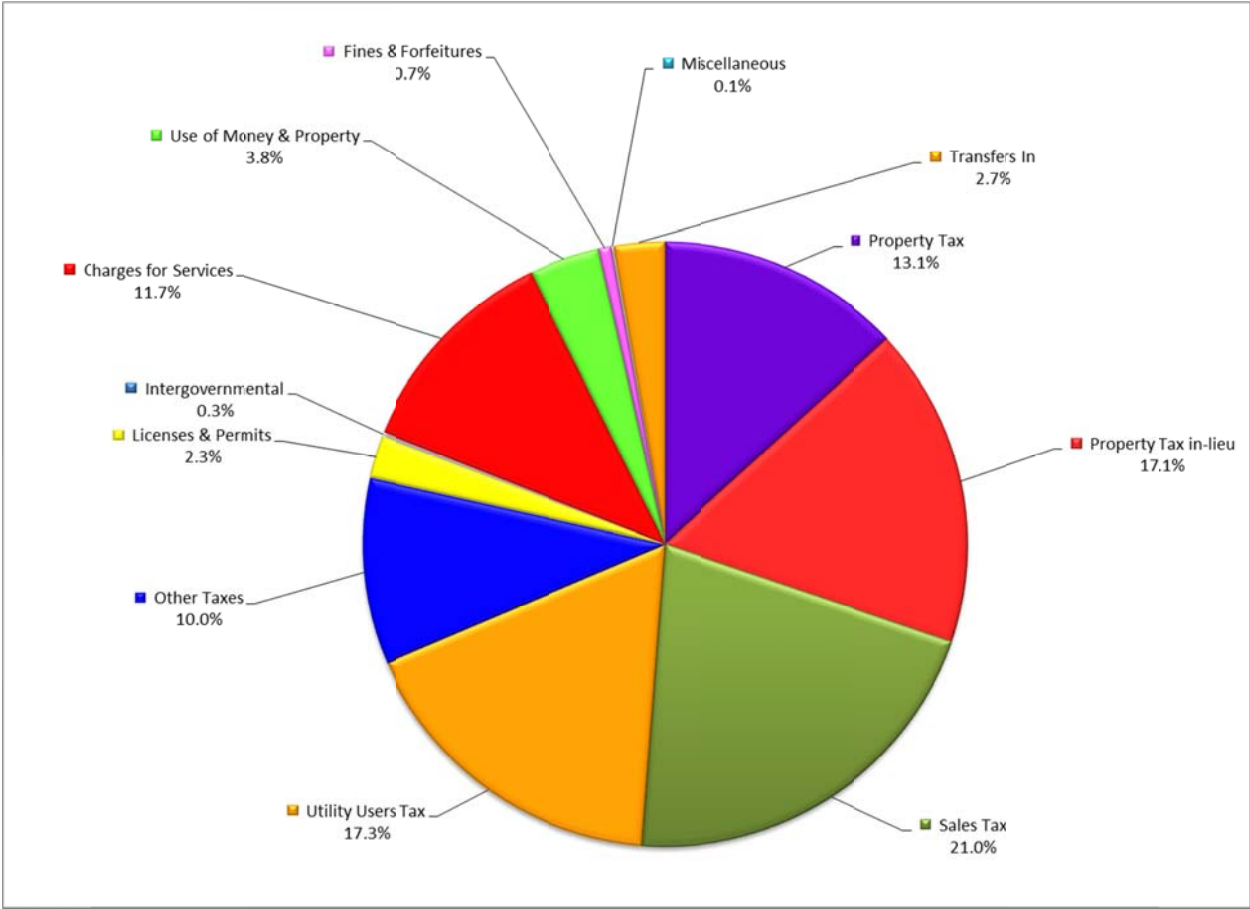
The General Fund was balanced for the first time since the recession in FY 2013/14. For FY 2015/16 the General Fund continues to remain balanced with revenues of \$91.9 million and expenditures of \$91.6 million.

General Fund	FY 2011/12	FY 2012/13	FY 2013/14	FY 2014/15 Amended Budget	FY 2015/16 Proposed	FY 2016/17 Proposed
Revenues:						
Taxes:						
Property Tax	\$ 9,397,373	\$ 9,765,007	\$ 10,668,782	\$ 11,083,551	\$ 12,072,224	\$ 12,736,197
Property Tax in-lieu	13,170,964	13,414,446	13,871,754	14,912,136	15,732,303	16,597,580
Utility Users Tax	15,591,386	15,683,931	15,595,141	15,912,000	15,912,000	16,092,542
Sales Tax	14,003,992	14,043,560	15,887,130	17,638,770	19,269,321	20,486,866
Other Taxes	7,533,532	7,825,137	8,576,927	8,266,100	9,155,250	9,452,668
Licenses & Permits	1,523,801	1,585,311	2,164,752	1,519,200	2,090,930	2,126,877
Intergovernmental	398,193	260,691	311,510	260,000	230,000	215,000
Charges for Services	8,574,257	8,258,751	9,896,025	9,285,333	10,733,409	10,971,363
Use of Money & Property	4,004,480	1,071,403	2,836,585	3,516,825	3,469,962	3,469,962
Fines & Forfeitures	603,065	610,172	577,961	606,500	623,760	629,073
Miscellaneous	138,224	485,140	492,820	281,400	103,400	103,400
Total Revenues	74,939,268	73,003,548	80,879,386	83,281,815	89,392,559	92,881,528
Expenditures:						
Personnel Services	\$ 12,355,986	\$ 14,509,571	\$ 13,943,077	\$ 15,612,586	\$ 18,446,109	\$ 18,848,815
Contractual Services	51,597,777	54,207,905	50,349,793	56,353,259	61,325,987	65,177,905
Material & Supplies	1,804,067	1,450,276	923,151	2,522,967	3,614,989	3,569,633
Debt Service	-	-	-	-	-	-
Fixed Charges	10,590,629	8,099,428	7,955,737	6,587,474	4,298,728	3,762,131
Fixed Assets	-	47,547	114,128	99,398	50,000	50,000
Total Expenditures	76,348,459	78,314,727	73,285,884	81,175,684	87,735,813	91,408,484
<i>Excess (Deficiency) of Revenues Over (Under) Expenditures</i>	(1,409,191)	(5,311,179)	7,593,502	2,106,131	1,656,746	1,473,044
Transfers:						
Transfers In	\$ 539,656	\$ 588,370	\$ 1,163,421	\$ 1,863,482	\$ 2,492,842	\$ 2,547,650
Transfers Out	(4,028,932)	(2,370,220)	(2,575,372)	(3,662,770)	(3,899,383)	(3,745,676)
Net Transfers	(3,489,276)	(1,781,850)	(1,411,951)	(1,799,288)	(1,406,541)	(1,198,026)
Total Revenues & Transfers In	75,478,924	73,591,918	82,042,808	85,145,297	91,885,401	95,429,178
Total Expenditures & Transfers Out	(80,377,391)	(80,684,947)	(75,861,257)	(84,838,454)	(91,635,196)	(95,154,160)
Net Change or Adopted Use of Fund Balance	\$ (4,898,467)	\$ (7,093,028)	\$ 6,181,551	\$ 306,843	\$ 250,205	\$ 275,018

General Fund Summary

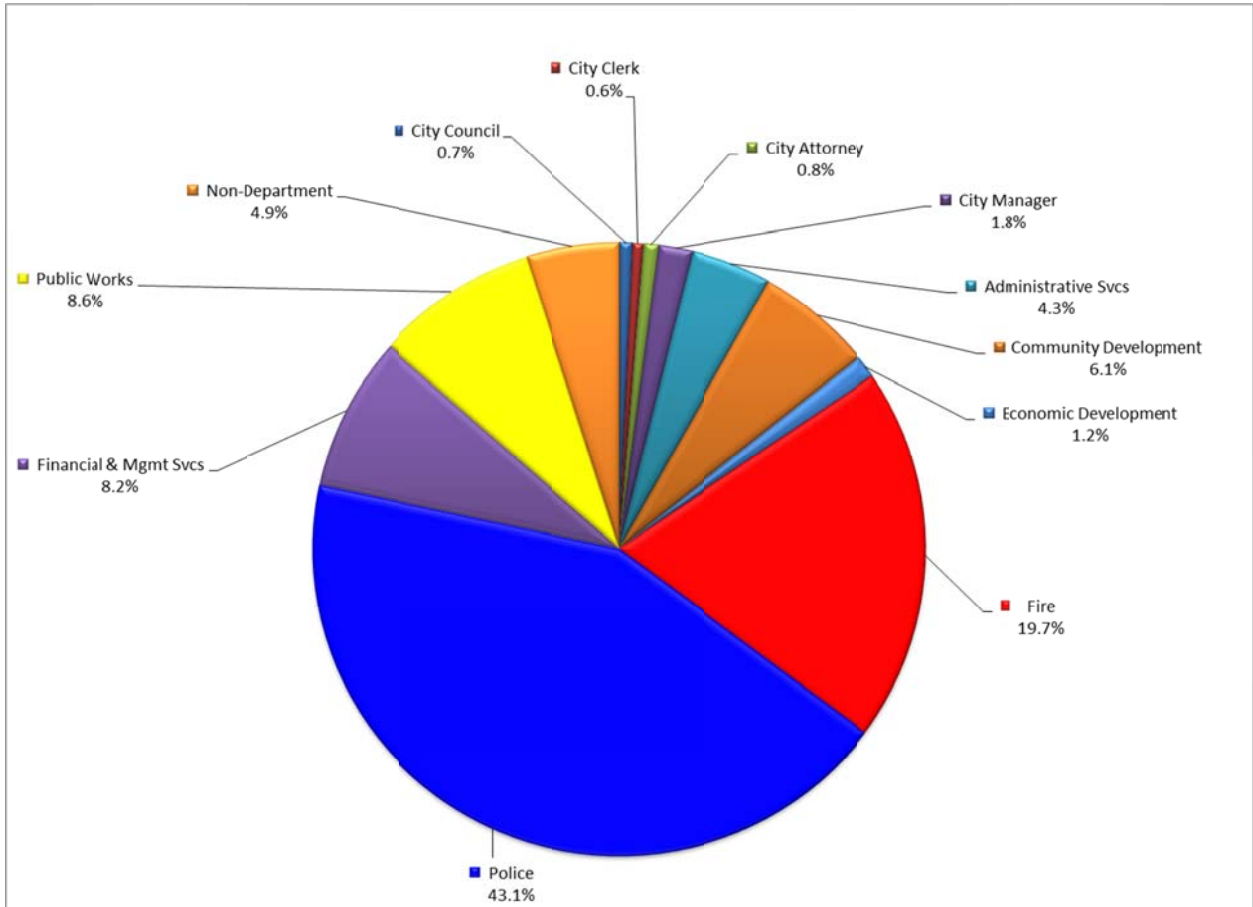
The following graphs provide information regarding the City's General Fund revenues and transfers-in by budget category and General Fund operating expenditures and transfers-out by department and budget category.

GF OPERATING REVENUES & TRANSFERS-IN By Budget Category



Attachment: Exhibit A - Proposed Budget Book [Revision 2] (1488 : PUBLIC HEARING ESTABLISHING APPROPRIATIONS (?GANN?) LIMIT FOR

GF OPERATING EXPENDITURES & TRANSFERS-OUT By Department



Attachment: Exhibit A - Proposed Budget Book [Revision 2] (1488 : PUBLIC HEARING ESTABLISHING APPROPRIATIONS (?GANN?) LIMIT FOR

City of Moreno Valley
FY 2015/16 Proposed Budget
CITY-WIDE FUND BALANCES

Department/Fund	Projected Available Fund Balance June 30, 2015	Revenues FY 2015/16	Transfers In
GENERAL FUND *			
GENERAL FUND	\$ 27,843,288	\$ 89,392,559	\$ 2,492,842
COMMUNITY SERVICES DISTRICT			
LIBRARY SERVICES	531,493	1,764,285	-
ZONE A PARKS	3,651,876	8,817,244	521,021
SPECIAL DISTRICT FUNDS	8,201,014	6,821,597	1,039,354
SUCCESSOR AGENCY			
SUCCESSOR AGENCY	(58,126,913)	5,398,467	-
HOUSING AUTHORITY			
HOUSING AUTHORITY	38,468,559	72,000	-
SPECIAL REVENUE FUNDS			
GAS TAX	(161,128)	4,294,910	160,000
ENDOWMENT FUNDS	214,603	3,200	-
COMMUNITY DEVELOPMENT BLOCK GRANTS	(61,629)	2,280,484	-
DEVELOPMENT IMPACT FEES	7,683,592	807,900	1,352,760
HOME(FEDERAL)	6,580,949	516,846	-
MEASURE A	4,509,897	3,810,500	-
OTHER GRANTS & SPECIAL REVENUES	4,511,458	17,743,205	50,223
CAPITAL PROJECTS			
CAPITAL ADMIN FUNDS	144,130	-	180,500
CAPITAL PROJECT FUNDS	4,969,461	6,103,920	1,155,000
ELECTRIC UTILITY *			
ELECTRIC UTILITY	527,535	27,315,619	-
INTERNAL SERVICE FUNDS			
GENERAL LIABILITY INSURANCE	23,649	1,084,660	-
WORKERS' COMPENSATION	2,548,033	489,129	-
TECHNOLOGY SERVICES	8,330,390	-	725,000
FACILITIES MAINTENANCE	15,440,039	4,339,552	-
EQUIPMENT MAINTENANCE	111,008	2,141,005	8,290,000
EQUIPT REPLACEMENT RESERVE	18,215,166	581,182	-
COMPENSATED ABSENCES	144,462	-	500,000
DEBT SERVICE			
OPERATING & CAPITAL DEBT SERVICE	9,479,743	114,900	6,160,000
Total	\$ 103,780,676	\$ 183,893,164	\$ 22,626,700

* Represents unrestricted fund balances available for payment of debt service, capital improvements, or other annual operating costs.

Note: Fund balances include Nonspendable, Restricted, Committed, Assigned, and Unrestricted funds.

Attachment: Exhibit A - Proposed Budget Book [Revision 2] (1488 : PUBLIC HEARING ESTABLISHING APPROPRIATIONS (?GANN?) LIMIT FOR

City of Moreno Valley
FY 2015/16 Proposed Budget
CITY-WIDE FUND BALANCES

Department/Fund	Total Sources of Funds FY 2015/16	Operating Expenditures FY 2015/16	Capital Expenditures FY 2015/16
GENERAL FUND *			
GENERAL FUND	\$ 91,885,401	\$ (87,735,813)	\$ -
COMMUNITY SERVICES DISTRICT			
LIBRARY SERVICES	1,764,285	(1,747,334)	-
ZONE A PARKS	9,338,265	(9,098,071)	(20,192)
SPECIAL DISTRICT FUNDS	7,860,951	(8,397,796)	-
SUCCESSOR AGENCY			
SUCCESSOR AGENCY	5,398,467	(3,924,517)	-
HOUSING AUTHORITY			
HOUSING AUTHORITY	72,000	(72,000)	-
SPECIAL REVENUE FUNDS			
GAS TAX	4,454,910	(4,086,467)	-
ENDOWMENT FUNDS	3,200	(200)	-
COMMUNITY DEVELOPMENT BLOCK GRANTS	2,280,484	(1,438,465)	(840,000)
DEVELOPMENT IMPACT FEES	2,160,660	-	-
HOME(FEDERAL)	516,846	(516,846)	-
MEASURE A	3,810,500	(2,126,956)	(1,582,000)
OTHER GRANTS & SPECIAL REVENUES	17,793,428	(11,919,402)	(30,000)
CAPITAL PROJECTS			
CAPITAL ADMIN FUNDS	180,500	(180,500)	(14,870)
CAPITAL PROJECT FUNDS	7,258,920	-	(1,927,754)
ELECTRIC UTILITY *			
ELECTRIC UTILITY	27,315,619	(23,688,897)	-
INTERNAL SERVICE FUNDS			
GENERAL LIABILITY INSURANCE	1,084,660	(1,522,092)	-
WORKERS' COMPENSATION	489,129	(760,646)	-
TECHNOLOGY SERVICES	725,000	(1,071,643)	-
FACILITIES MAINTENANCE	4,339,552	(3,952,647)	-
EQUIPMENT MAINTENANCE	10,431,005	(1,318,675)	-
EQUIPT REPLACEMENT RESERVE	581,182	-	-
COMPENSATED ABSENCES	500,000	-	-
DEBT SERVICE			
OPERATING & CAPITAL DEBT SERVICE	6,274,900	(6,056,800)	-
Total	\$ 206,519,864	\$ (169,615,767)	\$ (4,414,816)

* Represents unrestricted fund balances available for payment of debt service, capital improvements, or other annual operating costs.

Note: Fund balances include Nonspendable, Restricted, Committed, Assigned, and Unrestricted funds.

Attachment: Exhibit A - Proposed Budget Book [Revision 2] (1488 : PUBLIC HEARING ESTABLISHING APPROPRIATIONS (?GANN?)) LIMIT FOR

City of Moreno Valley
FY 2015/16 Proposed Budget
CITY-WIDE FUND BALANCES

Department/Fund	Transfers Out	Total Uses of Funds FY 2015/16	Projected Available Fund Balance June 30, 2016
GENERAL FUND *			
GENERAL FUND	\$ (3,899,383)	\$ (91,635,196)	\$ 28,093,493
COMMUNITY SERVICES DISTRICT			
LIBRARY SERVICES	-	(1,747,334)	548,444
ZONE A PARKS	-	(9,118,263)	3,871,878
SPECIAL DISTRICT FUNDS	(49,992)	(8,447,788)	7,614,177
SUCCESSOR AGENCY			
SUCCESSOR AGENCY	(1,470,000)	(5,394,517)	(58,122,963)
HOUSING AUTHORITY			
HOUSING AUTHORITY	-	(72,000)	38,468,559
SPECIAL REVENUE FUNDS			
GAS TAX	(50,000)	(4,136,467)	157,315
ENDOWMENT FUNDS	(223)	(423)	217,380
COMMUNITY DEVELOPMENT BLOCK GRANTS	-	(2,278,465)	(59,610)
DEVELOPMENT IMPACT FEES	(3,144,000)	(3,144,000)	6,700,252
HOME(FEDERAL)	-	(516,846)	6,580,949
MEASURE A	(2,083,000)	(5,791,956)	2,528,441
OTHER GRANTS & SPECIAL REVENUES	-	(11,949,402)	10,355,484
CAPITAL PROJECTS			
CAPITAL ADMIN FUNDS	-	(195,370)	129,260
CAPITAL PROJECT FUNDS	(268,760)	(2,196,514)	10,031,867
ELECTRIC UTILITY *			
ELECTRIC UTILITY	-	(23,688,897)	4,154,257
INTERNAL SERVICE FUNDS			
GENERAL LIABILITY INSURANCE	-	(1,522,092)	(413,783)
WORKERS' COMPENSATION	-	(760,646)	2,276,516
TECHNOLOGY SERVICES	-	(1,071,643)	7,983,747
FACILITIES MAINTENANCE	(788,000)	(4,740,647)	15,038,944
EQUIPMENT MAINTENANCE	(2,482,909)	(3,801,584)	6,740,429
EQUIPT REPLACEMENT RESERVE	(8,209,933)	(8,209,933)	10,586,415
COMPENSATED ABSENCES	-	-	644,462
DEBT SERVICE			
OPERATING & CAPITAL DEBT SERVICE	(180,500)	(6,237,300)	9,517,343
Total	\$ (22,626,700)	\$ (196,657,283)	\$ 113,643,257

* Represents unrestricted fund balances available for payment of debt service, capital improvements, or other annual operating costs.

Note: Fund balances include Nonspendable, Restricted, Committed, Assigned, and Unrestricted funds.

Attachment: Exhibit A - Proposed Budget Book [Revision 2] (1488 : PUBLIC HEARING ESTABLISHING APPROPRIATIONS (?GANN?) LIMIT FOR

City of Moreno Valley
2015/16 - 2016/17 Proposed Operating Budget
General Fund Reserve Summary

	2013/14	2014/15		2015/16		2016/17	
	Audited	Projected Increase (Decrease) of Fund Balance	Projected Balance	Projected Increase (Decrease) of Fund Balance	Projected Balance	Projected Increase (Decrease) of Fund Balance	Projected Balance
Nonspendable:							
Other	\$ -	\$ -	\$ -	\$ -	\$ -	\$ -	\$ -
Invested in Capital Assets	-	-	-	-	-	-	-
Capital Contribution	-	-	-	-	-	-	-
Prepaid & Other	-	-	-	-	-	-	-
Advances	-	-	-	-	-	-	-
Long Term Receivables	-	-	-	-	-	-	-
Land Held for Redevelopment	-	-	-	-	-	-	-
Perm Fund Principal	-	-	-	-	-	-	-
Notes and Loans	9,132,415	-	9,132,415	-	9,132,415	-	9,132,415
Restricted For:							
Other	-	-	-	-	-	-	-
Public Purpose Funds	-	-	-	-	-	-	-
Debt Service	-	-	-	-	-	-	-
General Fund	-	-	-	-	-	-	-
Non-General Fund	-	-	-	-	-	-	-
Committed To:							
Other	2,729,722	-	2,729,722	-	2,729,722	-	2,729,722
Outside Legal Services	-	-	-	-	-	-	-
Assigned To:							
Other	622,748	-	622,748	-	622,748	-	622,748
Capital Projects	-	-	-	-	-	-	-
Continuing Appropriations	534,245	-	534,245	-	534,245	-	534,245
Unassigned:							
Other	-	-	-	-	-	-	-
General Fund	27,536,445	306,843	27,843,288	250,205	28,093,493	275,018	28,368,511
Total Fund Balance	\$ 40,555,576	\$ 306,843	\$ 40,862,419	\$ 250,205	\$ 41,112,624	\$ 275,018	\$ 41,387,642

City of Moreno Valley
2015/16 Proposed Budget
Revenue Expense Summary

	General Fund	Community Services District	Successor Agency
Revenues:			
Taxes:			
Property Tax	\$ 12,072,224	\$ 4,045,429	\$ 5,395,317
Property Tax in-lieu	15,732,303	-	-
Utility Users Tax	15,912,000	-	-
Sales Tax	19,269,321	-	-
Other Taxes	9,155,250	6,392,300	-
State Gasoline Tax	-	-	-
Licenses & Permits	2,090,930	-	-
Intergovernmental	230,000	-	-
Charges for Services	10,733,409	6,162,347	-
Use of Money & Property	3,469,962	743,900	3,150
Fines & Forfeitures	623,760	50,000	-
Miscellaneous	103,400	9,150	-
Total Revenues	89,392,559	17,403,126	5,398,467
Expenditures:			
Personnel Services	\$ 18,446,109	\$ 5,594,978	\$ 88,954
Contractual Services	61,325,987	9,137,400	180,763
Material & Supplies	3,614,989	1,119,150	2,800
Debt Service	-	-	3,645,000
Fixed Charges	4,298,728	3,391,673	7,000
Fixed Assets	50,000	20,192	-
Total Expenditures	87,735,813	19,263,393	3,924,517
<i>Excess (Deficiency) of Revenues Over (Under) Expenditures</i>	1,656,746	(1,860,267)	1,473,950
Transfers:			
Transfers In	2,492,842	1,560,375	-
Transfers Out	(3,899,383)	(49,992)	(1,470,000)
Net Transfers	(1,406,541)	1,510,383	(1,470,000)
Total Revenues & Transfers In	91,885,401	18,963,501	5,398,467
Total Expenditures & Transfers Out	(91,635,196)	(19,313,385)	(5,394,517)
Net Change or Adopted Use of Fund Balance	\$ 250,205	\$ (349,884)	\$ 3,950

City of Moreno Valley
2015/16 Proposed Budget
Revenue Expense Summary

	Housing	Special Revenue Funds	Capital Projects
Revenues:			
Taxes:			
Property Tax	\$ -	\$ -	\$ -
Property Tax in-lieu	-	-	-
Utility Users Tax	-	-	-
Sales Tax	-	-	-
Other Taxes	-	445,700	-
State Gasoline Tax	-	4,292,910	-
Licenses & Permits	-	-	-
Intergovernmental	-	19,600,965	3,650,000
Charges for Services	-	2,407,689	2,453,420
Use of Money & Property	72,000	375,481	-
Fines & Forfeitures	-	60,000	-
Miscellaneous	-	2,274,300	500
Total Revenues	72,000	29,457,045	6,103,920
Expenditures:			
Personnel Services	\$ -	\$ 7,546,941	\$ -
Contractual Services	72,000	9,634,441	4,200
Material & Supplies	-	843,794	-
Debt Service	-	363,200	-
Fixed Charges	-	1,699,960	176,300
Fixed Assets	-	2,452,000	1,942,624
Total Expenditures	72,000	22,540,336	2,123,124
<i>Excess (Deficiency) of Revenues Over (Under) Expenditures</i>	-	6,916,709	3,980,796
Transfers:			
Transfers In	-	1,562,983	1,335,500
Transfers Out	-	(5,277,223)	(268,760)
Net Transfers	-	(3,714,240)	1,066,740
Total Revenues & Transfers In	72,000	31,020,028	7,439,420
Total Expenditures & Transfers Out	(72,000)	(27,817,559)	(2,391,884)
Net Change or Adopted Use of Fund Balance	\$ -	\$ 3,202,469	\$ 5,047,536

Attachment: Exhibit A - Proposed Budget Book [Revision 2] (1488 : PUBLIC HEARING ESTABLISHING APPROPRIATIONS (?GANN?) LIMIT FOR

City of Moreno Valley
2015/16 Proposed Budget
Revenue Expense Summary

E.5.b

Attachment: Exhibit A - Proposed Budget Book [Revision 2] (1488 : PUBLIC HEARING ESTABLISHING APPROPRIATIONS (?GANN?) LIMIT FOR

	Enterprise Funds	Internal Service Funds	Debt Service	Grand Total
Revenues:				
Taxes:				
Property Tax	\$ -	\$ -	\$ -	\$ 21,512,970
Property Tax in-lieu	-	-	-	15,732,303
Utility Users Tax	-	-	-	15,912,000
Sales Tax	-	-	-	19,269,321
Other Taxes	-	-	114,500	16,107,750
State Gasoline Tax	-	-	-	4,292,910
Licenses & Permits	-	-	-	2,090,930
Intergovernmental	-	-	-	23,480,965
Charges for Services	27,153,398	8,635,228	-	57,545,491
Use of Money & Property	80,500	-	400	4,745,393
Fines & Forfeitures	-	-	-	733,760
Miscellaneous	81,721	300	-	2,469,371
Total Revenues	27,315,619	8,635,528	114,900	183,893,164
Expenditures:				
Personnel Services	\$ 1,003,499	\$ 1,370,383	\$ -	34,050,864
Contractual Services	477,218	2,523,042	13,600	83,368,651
Material & Supplies	167,496	2,852,369	-	8,600,598
Debt Service	2,149,656	-	6,043,200	12,201,056
Fixed Charges	1,658,015	1,752,266	-	12,983,942
Fixed Assets	18,233,013	127,643	-	22,825,472
Total Expenditures	23,688,897	8,625,703	6,056,800	174,030,583
<i>Excess (Deficiency) of Revenues Over (Under) Expenditures</i>	3,626,722	9,825	(5,941,900)	9,862,581
Transfers:				
Transfers In	-	9,515,000	6,160,000	22,626,700
Transfers Out	-	(11,480,842)	(180,500)	(22,626,700)
Net Transfers	-	(1,965,842)	5,979,500	-
Total Revenues & Transfers In	27,315,619	18,150,528	6,274,900	206,519,864
Total Expenditures & Transfers Out	(23,688,897)	(20,106,545)	(6,237,300)	(196,657,283)
Net Change or Adopted Use of Fund Balance	\$ 3,626,722	\$ (1,956,017)	\$ 37,600	\$ 9,862,581

City of Moreno Valley
2016/17 Proposed Budget
Revenue Expense Summary

	General Fund	Community Services District	Successor Agency
Revenues:			
Taxes:			
Property Tax	\$ 12,736,197	\$ 4,263,157	\$ 5,395,317
Property Tax in-lieu	16,597,580	-	-
Utility Users Tax	16,092,542	-	-
Sales Tax	20,486,866	-	-
Other Taxes	9,452,668	6,413,100	-
State Gasoline Tax	-	-	-
Licenses & Permits	2,126,877	-	-
Intergovernmental	215,000	-	-
Charges for Services	10,971,363	6,246,150	-
Use of Money & Property	3,469,962	747,900	1,575
Fines & Forfeitures	629,073	50,000	-
Miscellaneous	103,400	9,150	-
Total Revenues	92,881,528	17,729,457	5,396,892
Expenditures:			
Personnel Services	\$ 18,848,815	\$ 5,680,426	\$ 89,725
Contractual Services	65,177,905	9,596,850	179,992
Material & Supplies	3,569,633	1,056,450	2,800
Debt Service	-	-	3,646,000
Fixed Charges	3,762,131	3,396,053	7,000
Fixed Assets	50,000	122,000	-
Total Expenditures	91,408,484	19,851,779	3,925,517
<i>Excess (Deficiency) of Revenues Over (Under) Expenditures</i>	1,473,044	(2,122,322)	1,471,375
Transfers:			
Transfers In	2,547,650	1,367,676	-
Transfers Out	(3,745,676)	-	(1,470,000)
Net Transfers	(1,198,026)	1,367,676	(1,470,000)
Total Revenues & Transfers In	95,429,178	19,097,133	5,396,892
Total Expenditures & Transfers Out	(95,154,160)	(19,851,779)	(5,395,517)
Net Change or Adopted Use of Fund Balance	\$ 275,018	\$ (754,646)	\$ 1,375

City of Moreno Valley
2016/17 Proposed Budget
Revenue Expense Summary

	Housing	Special Revenue Funds	Capital Projects
Revenues:			
Taxes:			
Property Tax	\$ -	\$ -	\$ -
Property Tax in-lieu	-	-	-
Utility Users Tax	-	-	-
Sales Tax	-	-	-
Other Taxes	-	454,300	-
State Gasoline Tax	-	4,078,762	-
Licenses & Permits	-	-	-
Intergovernmental	-	18,182,386	1,000,000
Charges for Services	-	2,408,137	2,453,420
Use of Money & Property	72,000	375,581	-
Fines & Forfeitures	-	60,000	-
Miscellaneous	-	2,274,300	500
Total Revenues	72,000	27,833,466	3,453,920
Expenditures:			
Personnel Services	\$ -	\$ 7,736,783	\$ -
Contractual Services	72,000	9,924,648	4,200
Material & Supplies	-	840,835	-
Debt Service	-	369,800	-
Fixed Charges	-	1,706,757	176,300
Fixed Assets	-	2,055,000	2,230,000
Total Expenditures	72,000	22,633,823	2,410,500
<i>Excess (Deficiency) of Revenues Over (Under) Expenditures</i>	-	5,199,643	1,043,420
Transfers:			
Transfers In	-	1,274,223	505,500
Transfers Out	-	(4,879,223)	-
Net Transfers	-	(3,605,000)	505,500
Total Revenues & Transfers In	72,000	29,107,689	3,959,420
Total Expenditures & Transfers Out	(72,000)	(27,513,046)	(2,410,500)
Net Change or Adopted Use of Fund Balance	\$ -	\$ 1,594,643	\$ 1,548,920

Attachment: Exhibit A - Proposed Budget Book [Revision 2] (1488 : PUBLIC HEARING ESTABLISHING APPROPRIATIONS (?GANN?) LIMIT FOR

City of Moreno Valley
2016/17 Proposed Budget
Revenue Expense Summary

	Enterprise Funds	Internal Service Funds	Debt Service	Grand Total
Revenues:				
Taxes:				
Property Tax	\$ -	\$ -	\$ -	\$ 22,394,671
Property Tax in-lieu	-	-	-	16,597,580
Utility Users Tax	-	-	-	16,092,542
Sales Tax	-	-	-	20,486,866
Other Taxes	-	-	114,500	16,434,568
State Gasoline Tax	-	-	-	4,078,762
Licenses & Permits	-	-	-	2,126,877
Intergovernmental	-	-	-	19,397,386
Charges for Services	28,475,344	8,635,228	-	59,189,642
Use of Money & Property	80,500	-	400	4,747,918
Fines & Forfeitures	-	-	-	739,073
Miscellaneous	86,625	300	-	2,474,275
Total Revenues	28,642,469	8,635,528	114,900	184,760,160
Expenditures:				
Personnel Services	\$ 1,023,424	\$ 1,469,673	\$ -	34,848,846
Contractual Services	403,804	2,478,744	13,600	87,851,743
Material & Supplies	167,496	2,877,369	-	8,514,583
Debt Service	2,146,595	-	6,476,700	12,639,095
Fixed Charges	1,707,345	1,754,143	-	12,509,729
Fixed Assets	18,100,537	-	-	22,557,537
Total Expenditures	23,549,201	8,579,929	6,490,300	178,921,533
<i>Excess (Deficiency) of Revenues Over (Under) Expenditures</i>	5,093,268	55,599	(6,375,400)	5,838,627
Transfers:				
Transfers In	-	1,315,000	6,601,000	13,611,049
Transfers Out	-	(3,335,650)	(180,500)	(13,611,049)
Net Transfers	-	(2,020,650)	6,420,500	-
Total Revenues & Transfers In	28,642,469	9,950,528	6,715,900	198,371,209
Total Expenditures & Transfers Out	(23,549,201)	(11,915,579)	(6,670,800)	(192,532,582)
Net Change or Adopted Use of Fund Balance	\$ 5,093,268	\$ (1,965,051)	\$ 45,100	\$ 5,838,627

Attachment: Exhibit A - Proposed Budget Book [Revision 2] (1488 : PUBLIC HEARING ESTABLISHING APPROPRIATIONS (?GANN?) LIMIT FOR

City of Moreno Valley
2015/16 - 2016/17 Proposed Budget
REVENUE SUMMARY BY FUND

Fund / Fund Title	2012/13	2013/14	2014/15	2015/16	Increase (Decrease) over/(under) 2014/15 Amended	2016/17	Increase (Decrease) over/(under) 2015/16 Proposed
	Actual	Actual	Amended Budget	Proposed Budget		Proposed Budget	
1010 GENERAL FUND	\$ 73,591,918	\$ 82,042,808	\$ 85,145,297	\$ 91,885,401	6,740,104	\$ 95,429,178	3,543,777
2000 STATE GAS TAX	4,741,346	7,412,929	5,601,422	4,454,910	(1,146,512)	4,240,762	(214,148)
2001 MEASURE A	9,257,930	5,857,840	11,315,351	3,810,500	(7,504,851)	3,921,500	111,000
2005 AIR QUALITY MANAGEMENT	237,310	245,764	227,000	227,000	-	227,000	-
2006 SPEC DIST ADMIN	926,720	913,368	928,966	678,449	(250,517)	678,897	448
2007 STORM WATER MAINTENANCE	388,913	432,518	612,150	440,000	(172,150)	440,000	-
2008 STORM WATER MANAGEMENT	1,053,032	680,916	715,163	715,163	-	715,163	-
2010 CFD #4M	34,560	44,272	41,481	41,481	-	41,481	-
2011 PUB/EDUC/GOVT ACCESS PROG FD	870,453	565,357	576,963	565,000	(11,963)	565,000	-
2012 STRATEGY PLAN GRANT/SCE	-	70,252	79,252	20,000	(59,252)	-	(20,000)
2013 CIVIL PENALTIES	116,919	17,228	64,000	64,000	-	64,000	-
2014 EMERGENCY SERVICES AGENCY FINES	92,237	67,239	42,000	44,000	2,000	44,000	-
2017 ENERGY EFFICIENCY REVOLVING FUND	-	105,944	-	-	-	-	-
2050 CFD 2014-01	-	-	36,616	41,100	4,484	43,200	2,100
2200 BEVERAGE CONTAINER RECYCLING	62,283	36,505	55,000	55,000	-	55,000	-
2201 CHILD CARE GRANT	594,159	551,518	652,054	647,054	(5,000)	647,054	-
2202 ASES PROGRAM GRANT	6,590,367	6,776,024	6,798,200	6,778,200	(20,000)	6,778,200	-
2207 OIL PAYMENT GRANT	65,714	54,974	48,049	52,583	4,534	52,544	(39)
2300 MISCELLANEOUS GRANTS	-	151,071	520,802	375,624	(145,178)	375,624	-
2301 CAPITAL PROJECTS GRANTS	-	-	9,383,600	5,747,840	(3,635,760)	4,230,340	(1,517,500)
2410 SLESF GRANTS	323,615	325,323	319,196	325,000	5,804	325,000	-
2503 EMPG-EMERGENCY MGMT GRANT	85,940	113,136	109,655	75,700	(33,955)	75,700	-
2506 HOME(FEDERAL)	455,362	1,814,025	1,100,527	516,846	(583,681)	516,846	-
2507 NEIGHBORHOOD STABILIZATION PROG	3,536,822	1,096,836	5,996,962	240,934	(5,756,028)	248,894	7,960
2508 HOMELESSNESS PREVENTION PROG	1,566	-	-	-	-	-	-
2510 EECBG	51,357	-	-	-	-	-	-
2511 FY10 EOC GRANT	406,369	-	-	-	-	-	-
2512 COMM DEV BLOCK GRANT (CDBG)	1,749,157	2,009,851	4,175,488	2,280,484	(1,895,004)	2,280,484	-
2513 CDBG RECOVERY ACT OF 2009	105,101	-	-	-	-	-	-
2705 OTS GRANTS PUBLIC SAFETY	238,768	79,719	-	-	-	-	-
2715 JAG GRANTS	297,865	190,577	116,924	-	(116,924)	-	-
2800 SCAG ARTICLE 3 FUND	-	216,284	250,000	250,000	-	250,000	-
2901 DIF-ARTERIAL STREETS	842,280	409,308	1,015,091	1,188,700	173,609	1,168,700	(20,000)
2902 DIF-TRAFFIC SIGNALS	203,066	135,600	26,700	26,700	-	26,700	-
2903 DIF-FIRE	182,605	970,711	82,200	82,200	-	82,200	-
2904 DIF-POLICE	101,799	280,671	-	-	-	-	-
2905 DIF-PARKLAND FACILITIES	433,396	466,862	90,700	403,847	313,147	250,000	(153,847)
2906 DIF-QUIMBY IN-LIEU PARK FEES	17,662	704,214	52,600	167,513	114,913	52,600	(114,913)

City of Moreno Valley
2015/16 - 2016/17 Proposed Budget
REVENUE SUMMARY BY FUND

Fund / Fund Title	2012/13	2013/14	2014/15	2015/16	Increase (Decrease) over/(under) 2014/15 Amended	2016/17	Increase (Decrease) over/(under) 2015/16 Proposed
	Actual	Actual	Amended Budget	Proposed Budget		Proposed Budget	
2907 DIF-REC CENTER	193	62,460	51,900	60,000	8,100	60,000	-
2908 DIF-LIBRARY	3,983,132	76,872	109,300	109,300	-	109,300	-
2909 DIF-CITY HALL	74,801	146,545	54,500	54,500	-	54,500	-
2910 DIF-CORPORATE YARD	2,620,332	391,891	16,500	16,500	-	16,500	-
2911 DIF-INTERCHANGE IMPROVEMENT	208,499	282,787	41,100	41,100	-	41,100	-
2912 DIF-MAINTENANCE EQUIPMENT	24,942	90,848	4,200	4,200	-	4,200	-
2913 DIF-ANIMAL SHELTER	152	17,726	6,100	6,100	-	6,100	-
2914 DIF-Administration	12,190	45,895	-	-	-	-	-
3000 FACILITY CONSTRUCTION	1,818,811	6,500,672	3,481,592	-	(3,481,592)	-	-
3002 PW GENERAL CAPITAL PROJECTS	5,034,848	9	2,465,520	2,453,420	(12,100)	2,453,420	-
3003 TUMF CAPITAL PROJECTS	7,151,775	364,929	6,500,000	2,650,000	(3,850,000)	-	(2,650,000)
3005 FIRE SERVICES CAPITAL	300	900,139	-	-	-	-	-
3006 PARKS & COMM SERV CAPITAL PROJ	691,300	1,308,000	325,000	1,035,000	710,000	325,000	(710,000)
3008 CAPITAL PROJECTS REIMBURSEMENTS	3,189,389	5,499,678	1,930,925	1,000,000	(930,925)	1,000,000	-
3301 DIF ARTERIAL STREETS CAPITAL PRO	560,000	204	500	-	(500)	-	-
3302 DIF TRAFFIC SIGNAL CAPITAL PROJ	907,852	890,798	529,029	120,500	(408,529)	500	(120,000)
3311 DIF INTERCHANGE IMPROV CAP PROJ	138,000	-	392,996	-	(392,996)	-	-
3401 2005 LEASE REV BONDS-CAP ADMIN	148,654	-	-	-	-	-	-
3405 TOWNGATE IMPR SPCL TAX CAP ADMIN	30,183	30,972	34,500	33,900	(600)	33,900	-
3406 2007 TWNGTE SPC TAX REF CAP ADM	138,689	146,564	157,700	146,600	(11,100)	146,600	-
3407 AUTOMALL CAP-ADMIN	66,162	6,391	-	-	-	-	-
3411 TRIP CAPITAL PROJECTS	-	20,006,624	-	-	-	-	-
3412 2007 TABS A CAPITAL PROJECTS	(107,658)	35,825	-	-	-	-	-
3701 2005 LEASE REV BONDS-DEBT SVC	2,648,239	13,191,542	24,376,000	-	(24,376,000)	-	-
3705 TOWNGATE IMPR SPCL TAX REF DEBTS	385,739	394,404	393,796	394,600	804	394,600	-
3706 TOWNGATE SPCL TAX REF DEBT SERV	1,758,397	1,182,579	1,186,538	1,190,300	3,762	1,190,300	-
3707 AUTOMALL REFIN-CFD#3 DEBT SERV	146,662	190,178	-	-	-	-	-
3711 TRIP COP 13A DEBT FUND	-	1,543,159	991,313	999,000	7,687	1,489,000	490,000
3712 2013 REFUNDING 2005 LRB	-	11,494,345	1,117,000	1,497,000	380,000	1,503,000	6,000
3713 2014 REFUNDING OF 2005 LRB	-	-	24,654,000	1,066,000	(23,588,000)	1,012,000	(54,000)
3751 2011 PRIV PLACE REF 97 LRBS	337,420	340,346	338,000	340,000	2,000	339,000	(1,000)
3753 2011 PRIV PLMT REF 97 VAR COPS	787,364	786,909	787,500	788,000	500	788,000	-
3910 CELEBRATION PARK ENDOWMENT	438	1,092	1,000	1,000	-	1,000	-
3911 EQUESTRIAN TRAIL ENDOWMENT	(48)	216	200	200	-	200	-
3912 ROCKRIDGE PARK ENDOWMENT	2,559	2,008	1,800	2,000	200	2,000	-
3913 NPDES ENDOWMENT FUND	363	17,944	-	-	-	-	-
3914 CULTURAL PRESERVATION FUND	-	116,997	-	-	-	-	-
4011 ASSMT DIST 98-1 DEBT SERVICE	-	-	2,800	-	(2,800)	-	-

City of Moreno Valley
2015/16 - 2016/17 Proposed Budget
REVENUE SUMMARY BY FUND

Fund / Fund Title	2012/13	2013/14	2014/15	2015/16	Increase (Decrease) over/(under) 2014/15 Amended	2016/17	Increase (Decrease) over/(under) 2015/16 Proposed
	Actual	Actual	Amended Budget	Proposed Budget		Proposed Budget	
4017 ARTS COMMISSION	-	-	3,500	3,500	-	3,500	-
4019 CFD#5 STONERIDGE	388,082	393,745	390,000	405,800	15,800	412,400	6,600
4800 SUCCESSOR AGENCY ADMIN FUND	6,526,484	6,296,890	5,468,683	5,398,467	(70,216)	5,396,892	(1,575)
4810 HOUSING ASSET FUND	-	7,546	-	-	-	-	-
4850 SUCCESSOR AGENCY TAX REVENUE	138,225	-	-	-	-	-	-
4851 SUCSR AGENCY DEBT SERVICE	2	4	-	-	-	-	-
5010 LIBRARY SERVICES	2,040,082	2,187,885	2,047,569	1,764,285	(283,284)	1,857,470	93,185
5011 ZONE A PARKS	8,615,866	8,764,080	8,909,725	9,338,265	428,540	9,504,608	166,343
5012 LMD 2014-01	1,297,375	1,913,480	1,660,484	1,509,808	(150,676)	1,571,800	61,992
5013 ZONE E EXTENSIVE LANDSCAPE	2,541,674	2,483,443	323,074	420,268	97,194	424,063	3,795
5014 LMD 2014-02	-	-	5,770,377	2,358,645	(3,411,732)	2,307,066	(51,579)
5015 CFD 2014-01	-	-	-	-	-	-	-
5110 ZONE C ARTERIAL ST LIGHTS	1,033,921	1,000,237	1,006,688	923,749	(82,939)	751,800	(171,949)
5111 ZONE D STANDARD LANDSCAPE	1,162,922	1,181,042	1,173,512	1,225,000	51,488	1,234,200	9,200
5112 ZONE M MEDIANS	311,131	282,844	274,623	275,781	1,158	277,126	1,345
5113 CFD#1	1,057,765	1,027,708	1,050,400	1,090,000	39,600	1,110,800	20,800
5114 ZONE S	56,780	58,938	56,341	57,700	1,359	58,200	500
5211 ZONE A PARKS - RESTRICTED ASSETS	-	457,903	332,262	-	(332,262)	-	-
6010 ELECTRIC	19,133,265	21,684,401	25,896,436	27,315,619	1,419,183	28,642,469	1,326,850
6020 2007 TAXABLE LEASE REVENUE BONDS	(201,677)	133	-	-	-	-	-
7010 GENERAL LIABILITY INSURANCE	786,597	805,074	1,393,152	1,084,660	(308,492)	1,084,660	-
7110 WORKERS' COMPENSATION	787,700	785,600	785,600	489,129	(296,471)	489,129	-
7210 TECHNOLOGY SERVICES	4,006,722	3,776,367	3,592,700	-	(3,592,700)	-	-
7220 TECHNOLOGY SERVICES ASSET FUND	-	(4,405)	1,340,305	-	(1,340,305)	-	-
7230 Technology Replacement Reserve	-	1,834,813	-	725,000	725,000	725,000	-
7310 FACILITIES MAINTENANCE	4,329,508	4,350,816	4,530,351	4,339,552	(190,799)	4,339,552	-
7320 FACILITIES MAINTENANCE ASSET FND	-	(404)	-	-	-	-	-
7330 FACILITIES REPLACEMENT RESERVE	-	490,815	-	-	-	-	-
7410 EQUIPMENT MAINT / FLEET OPS	790,129	725,072	1,788,116	2,231,005	442,889	2,231,005	-
7430 FLEET OPS REPLACEMENT RESERVE	-	-	-	8,200,000	8,200,000	-	(8,200,000)
7510 EQUIPT REPLACEMENT RESERVE	2,917,644	2,731,292	1,746,502	581,182	(1,165,320)	581,182	-
7610 COMPENSATED ABSENCES	-	-	644,462	500,000	(144,462)	500,000	-
8884 HOUSING AUTHORITY	38,243	8,001,432	97,000	72,000	(25,000)	72,000	-
Total Revenues	\$ 198,174,711	\$ 252,143,939	\$ 276,412,580	\$ 206,519,864	\$ (69,892,716)	\$ 198,371,209	\$ (8,148,655)

City of Moreno Valley
2015/16 - 2016/17 Proposed Operating Budget
EXPENDITURE SUMMARY BY FUND

Fund / Fund Title	2012/13	2013/14	2014/15	2015/16	Increase (Decrease) over/(under) 2014/15 Amended	2016/17	Increase (Decrease) over/(under) 2015/16 Proposed
	Actual	Actual	Amended Budget	Proposed Budget		Proposed Budget	
1010 GENERAL FUND	\$ 80,684,947	\$ 75,861,257	\$ 84,838,454	\$ 91,635,196	\$ 6,796,742	\$ 95,154,160	\$ 3,518,964
2000 STATE GAS TAX	6,430,013	6,049,779	6,733,104	4,136,467	(2,596,637)	4,185,959	49,492
2001 MEASURE A	5,553,107	7,366,998	16,090,096	5,791,956	(10,298,140)	6,258,765	466,809
2002 PROP 42 REPLACEMENT FUND	286,133	843,310	-	-	-	-	-
2004 PROP 1B	76,632	-	-	-	-	-	-
2005 AIR QUALITY MANAGEMENT	347,246	345,649	323,778	232,372	(91,406)	238,032	5,660
2006 SPEC DIST ADMIN	824,540	659,811	872,128	850,949	(21,179)	874,737	23,788
2007 STORM WATER MAINTENANCE	425,049	445,409	464,000	396,764	(67,236)	401,254	4,490
2008 STORM WATER MANAGEMENT	911,381	454,518	815,969	641,132	(174,837)	644,451	3,319
2010 CFD #4M	55,054	30,747	33,978	33,815	(163)	33,815	-
2011 PUB/EDUC/GOVT ACCESS PROG FD	616,272	1,268,716	852,357	652,840	(199,517)	659,705	6,865
2012 STRATEGY PLAN GRANT/SCE	122,095	70,252	34,499	20,000	(14,499)	-	(20,000)
2013 CIVIL PENALTIES	146,882	14,143	43,692	103,324	59,632	105,066	1,742
2014 EMERGENCY SERVICES AGENCY FINES	-	65,564	80,000	44,000	(36,000)	44,000	-
2016 DISASTER	390,278	-	-	-	-	-	-
2050 CFD 2014-01	-	-	5,700	14,811	9,111	21,612	6,801
2200 BEVERAGE CONTAINER RECYCLING	62,283	36,505	55,000	55,000	-	55,000	-
2201 CHILD CARE GRANT	575,831	551,518	622,864	647,054	24,190	647,054	-
2202 ASES PROGRAM GRANT	6,174,018	6,792,303	6,762,786	6,778,200	15,414	6,778,200	-
2207 OIL PAYMENT GRANT	65,714	54,974	48,049	52,583	4,534	52,544	(39)
2300 MISCELLANEOUS GRANTS	-	151,071	520,802	375,624	(145,178)	375,624	-
2301 CAPITAL PROJECTS GRANTS	-	-	9,113,600	-	(9,113,600)	-	-
2410 SLESF GRANTS	323,615	325,323	319,196	325,000	5,804	325,000	-
2503 EMPG-EMERGENCY MGMT GRANT	85,940	113,136	109,655	75,700	(33,955)	75,700	-
2506 HOME(FEDERAL)	446,897	208,697	921,329	516,846	(404,483)	516,846	-
2507 NEIGHBORHOOD STABILIZATION PROG	3,542,379	1,211,333	5,700,000	240,934	(5,459,066)	248,894	7,960
2508 HOMELESSNESS PREVENTION PROG	1,617	-	-	-	-	-	-
2510 EECBG	51,357	-	-	-	-	-	-
2511 FY10 EOC GRANT	406,369	-	-	-	-	-	-
2512 COMM DEV BLOCK GRANT (CDBG)	1,709,737	2,003,783	4,372,954	2,278,465	(2,094,489)	2,278,465	-
2513 CDBG RECOVERY ACT OF 2009	105,101	-	-	-	-	-	-
2705 OTS GRANTS PUBLIC SAFETY	238,768	79,719	-	-	-	-	-
2715 JAG GRANTS	297,814	190,577	116,924	-	(116,924)	-	-
2800 SCAG ARTICLE 3 FUND	-	216,284	250,000	-	(250,000)	-	-
2803 TARGET GRANT - PD	-	2,000	-	-	-	-	-
2901 DIF-ARTERIAL STREETS	1,679,700	1,118,200	906,000	1,084,000	178,000	1,064,000	(20,000)

City of Moreno Valley
2015/16 - 2016/17 Proposed Operating Budget
EXPENDITURE SUMMARY BY FUND

Fund / Fund Title	2012/13	2013/14	2014/15	2015/16	Increase (Decrease) over/(under) 2014/15	2016/17	Increase (Decrease) over/(under) 2015/16
	Actual	Actual	Amended Budget	Proposed Budget	2014/15 Amended	Proposed Budget	2015/16 Proposed
2902 DIF-TRAFFIC SIGNALS	902,000	357,000	80,000	120,000	40,000	-	(120,000)
2903 DIF-FIRE	254,000	1,056,400	208,000	248,000	40,000	243,000	(5,000)
2904 DIF-POLICE	676,800	678,600	552,000	657,000	105,000	644,000	(13,000)
2905 DIF-PARKLAND FACILITIES	70,000	461,500	-	160,000	160,000	-	(160,000)
2906 DIF-QUIMBY IN-LIEU PARK FEES	621,300	846,500	325,000	875,000	550,000	325,000	(550,000)
2909 DIF-CITY HALL	400,000	-	-	-	-	-	-
2910 DIF-CORPORATE YARD	-	-	3,481,592	-	(3,481,592)	-	-
2911 DIF-INTERCHANGE IMPROVEMENT	138,000	-	392,996	-	(392,996)	-	-
2914 DIF-Administration	-	-	50,072	-	(50,072)	-	-
3000 FACILITY CONSTRUCTION	14,873,771	766,824	4,669,682	-	(4,669,682)	-	-
3002 PW GENERAL CAPITAL PROJECTS	3,850,505	3,645,974	2,132,370	472,754	(1,659,616)	-	(472,754)
3003 TUMF CAPITAL PROJECTS	7,177,105	378,330	6,089,701	300,000	(5,789,701)	2,000,000	1,700,000
3005 FIRE SERVICES CAPITAL	76,680	670,870	669,496	-	(669,496)	-	-
3006 PARKS & COMM SERV CAPITAL PROJ	860,397	1,362,839	2,306,370	1,303,760	(1,002,610)	230,000	(1,073,760)
3008 CAPITAL PROJECTS REIMBURSEMENTS	308	6,240,397	6,788,669	-	(6,788,669)	-	-
3301 DIF ARTERIAL STREETS CAPITAL PRO	2,564,658	882,192	721,886	-	(721,886)	-	-
3302 DIF TRAFFIC SIGNAL CAPITAL PROJ	731,967	848,397	2,451,391	120,000	(2,331,391)	-	(120,000)
3311 DIF INTERCHANGE IMPROV CAP PROJ	181,683	992,819	504,301	-	(504,301)	-	-
3401 2005 LEASE REV BONDS-CAP ADMIN	859,529	222,343	62,772	-	(62,772)	-	-
3405 TOWNGATE IMPR SPCL TAX CAP ADMIN	31,593	30,972	34,500	33,900	(600)	33,900	-
3406 2007 TWNGTE SPC TAX REF CAP ADM	146,564	146,564	157,700	146,600	(11,100)	146,600	-
3407 AUTOMALL CAP-ADMIN	62,732	6,391	-	-	-	-	-
3411 TRIP CAPITAL PROJECTS	-	3,365,599	16,628,208	14,870	(16,613,338)	-	(14,870)
3412 2007 TABS A CAPITAL PROJECTS	14,086,985	9,333,928	-	-	-	-	-
3451 WARNER RANCH ASDST	-	-	13,674	-	(13,674)	-	-
3701 2005 LEASE REV BONDS-DEBT SVC	2,638,490	13,641,565	26,900,858	-	(26,900,858)	-	-
3705 TOWNGATE IMPR SPCL TAX REF DEBTS	383,902	385,981	390,200	389,700	(500)	389,100	(600)
3706 TOWNGATE SPCL TAX REF DEBT SERV	1,154,620	1,157,470	1,170,900	1,160,000	(10,900)	1,155,100	(4,900)
3707 AUTOMALL REFIN-CFD#3 DEBT SERV	380,100	115,329	-	-	-	-	-
3711 TRIP COP 13A DEBT FUND	-	1,543,159	991,313	999,000	7,687	1,489,000	490,000
3712 2013 REFUNDING 2005 LRB	-	11,494,345	1,112,772	1,496,300	383,528	1,500,300	4,000
3713 2014 REFUNDING OF 2005 LRB	-	-	24,669,500	1,064,300	(23,605,200)	1,010,300	(54,000)
3751 2011 PRIV PLACE REF 97 LRBS	337,420	340,346	338,000	340,000	2,000	339,000	(1,000)
3753 2011 PRIV PLMT REF 97 VAR COPS	787,364	786,909	787,500	788,000	500	788,000	-
3911 EQUESTRIAN TRAIL ENDOWMENT	-	429	-	200	200	200	-
3913 NPDES ENDOWMENT FUND	-	653	223	223	-	223	-

City of Moreno Valley
2015/16 - 2016/17 Proposed Operating Budget
EXPENDITURE SUMMARY BY FUND

Fund / Fund Title	2012/13	2013/14	2014/15	2015/16	Increase (Decrease) over/(under) 2014/15	2016/17	Increase (Decrease) over/(under) 2015/16
	Actual	Actual	Amended Budget	Proposed Budget	2014/15 Amended	Proposed Budget	2015/16 Proposed
4011 ASSMT DIST 98-1 DEBT SERVICE	-	-	2,800	-	(2,800)	-	-
4017 ARTS COMMISSION	-	-	3,500	3,500	-	3,500	-
4019 CFD#5 STONERIDGE	388,082	393,745	389,900	405,800	15,900	412,400	6,600
4800 SUCCESSOR AGENCY ADMIN FUND	4,766,988	7,598,473	4,620,406	3,144,317	(1,476,089)	3,144,317	-
4810 HOUSING ASSET FUND	-	3,602,123	-	-	-	-	-
4820 SUCCESSOR AGENCY CAP PROJ	11,279,246	27,145,622	-	-	-	-	-
4821 SUCCESSOR AGNCY 2007 TABS A CAP	1,261,819	-	-	-	-	-	-
4851 SUCSR AGNCY DEBT SERVICE	1,961,451	1,863,763	2,275,000	2,250,200	(24,800)	2,251,200	1,000
5010 LIBRARY SERVICES	1,996,248	2,122,497	1,753,611	1,747,334	(6,277)	1,779,473	32,139
5011 ZONE A PARKS	8,444,724	8,688,301	9,077,057	9,068,071	(8,986)	9,250,791	182,720
5012 LMD 2014-01	1,501,788	1,506,095	1,627,780	1,700,769	72,989	1,795,108	94,339
5013 ZONE E EXTENSIVE LANDSCAPE	1,860,159	2,205,414	3,986,975	527,795	(3,459,180)	531,589	3,794
5014 LMD 2014-02	-	-	2,404,405	2,326,393	(78,012)	2,412,448	86,055
5015 CFD 2014-01	-	-	-	-	-	-	-
5110 ZONE C ARTERIAL ST LIGHTS	743,378	1,101,899	960,571	1,005,200	44,629	1,033,249	28,049
5111 ZONE D STANDARD LANDSCAPE	966,225	1,042,870	1,238,148	1,228,678	(9,470)	1,204,716	(23,962)
5112 ZONE M MEDIANS	225,910	244,721	283,194	195,126	(88,068)	199,740	4,614
5113 CFD#1	1,006,877	1,416,687	1,648,707	1,410,481	(238,226)	1,590,216	179,735
5114 ZONE S	52,008	47,422	95,755	53,346	(42,409)	54,449	1,103
5211 ZONE A PARKS - RESTRICTED ASSETS	-	-	345,626	50,192	(295,434)	-	(50,192)
6010 ELECTRIC	15,109,947	18,616,227	19,352,822	20,589,761	1,236,939	20,403,551	(186,210)
6011 ELECTRIC - RESTRICTED ASSETS	-	(1,394,785)	900,000	960,000	60,000	1,008,000	48,000
6020 2007 TAXABLE LEASE REVENUE BONDS	2,351,747	2,382,543	3,555,443	1,831,700	(1,723,743)	1,834,700	3,000
6030 2005 LEASE REVENUE BONDS	355,632	174,364	3,167,159	-	(3,167,159)	-	-
6031 2013 REFUNDING OF 05 LRB	-	17,792	131,104	178,450	47,346	180,450	2,000
6032 2014 REFUNDING OF 2005 LRB	-	-	55,000	128,986	73,986	122,500	(6,486)
7010 GENERAL LIABILITY INSURANCE	192,256	1,148,308	2,314,862	1,522,092	(792,770)	1,526,141	4,049
7110 WORKERS' COMPENSATION	148,382	320,622	1,337,164	760,646	(576,518)	762,352	1,706
7210 TECHNOLOGY SERVICES	4,030,008	5,088,445	4,318,602	-	(4,318,602)	-	-
7220 TECHNOLOGY SERVICES ASSET FUND	-	(699,163)	3,797,705	1,071,643	(2,726,062)	969,000	(102,643)
7230 Technology Replacement Reserve	-	-	715,000	-	(715,000)	-	-
7310 FACILITIES MAINTENANCE	1,406,650	4,851,083	4,464,808	4,380,647	(84,161)	4,429,053	48,406
7320 FACILITIES MAINTENANCE ASSET FND	-	(445,842)	353,005	360,000	6,995	360,000	-
7410 EQUIPMENT MAINT / FLEET OPS	768,711	757,492	1,817,284	1,318,675	(498,609)	1,321,383	2,708
7430 FLEET OPS REPLACEMENT RESERVE	-	-	-	2,482,909	2,482,909	2,547,650	64,741
7510 EQUIPT REPLACEMENT RESERVE	786,493	3,192,118	3,847,634	8,209,933	4,362,299	-	(8,209,933)

City of Moreno Valley
 2015/16 - 2016/17 Proposed Operating Budget
 EXPENDITURE SUMMARY BY FUND

Fund / Fund Title	2012/13	2013/14	2014/15	2015/16	Increase (Decrease) over/(under) 2014/15 Amended	2016/17	Increase (Decrease) over/(under) 2015/16 Proposed
	Actual	Actual	Amended Budget	Proposed Budget		Proposed Budget	
7610 COMPENSATED ABSENCES	-	-	500,000	-	(500,000)	-	-
8884 HOUSING AUTHORITY	9,742	56,016	125,000	72,000	(53,000)	72,000	-
Total Expenditures	\$ 228,499,710	\$ 261,337,053	\$ 327,154,587	\$ 196,657,283	\$ (130,497,304)	\$ 192,532,582	\$ (4,124,701)

**City of Moreno Valley
2015/16 - 2016/17 Proposed Budget
INTER-FUND REVENUES**

GL Account	FY 2015/16 Proposed	FY 2016/17 Proposed
1010-99-99-91010-807430 - Transfers in - from FLEET OPS REPLACEMENT RESERVE	\$ 2,482,909	\$ 2,547,650
1010-99-99-91010-807510 - Transfers in - from EQUIP REPLACEMENT (FURN & EQUIP)	9,933	-
2000-99-99-92000-801010 - Transfers in - from GENERAL FUND	160,000	160,000
2007-99-99-92007-802000 - Transfers in - from GAS TAX FUND	50,000	50,000
2008-99-99-92008-803913 - Transfers in - from NPDES ENDOWMENT	223	223
2901-99-95-92901-802001 - Transfers in - from MEASURE "A" FUND	1,084,000	1,064,000
2905-99-95-92905-803006 - Transfers in - from PARKS & RECREATION CAP PROJ FD	153,847	-
2906-99-95-92906-803006 - Transfers in - from PARKS & RECREATION CAP PROJ FD	114,913	-
3006-99-99-93006-802906 - Transfers in - from DIF - QUIMBY IN-LIEU PARK FEES	875,000	325,000
3006-99-99-93006-802905 - Transfers in - from DIF - PARKLAND FACILITIES	160,000	-
3302-99-99-93302-802902 - Transfers in - from DIF - TRAFFIC SIGNALS	120,000	-
3405-99-91-93405-803705 - Transfers in - from TWNGT IMPV SPCL TAX REF DEBT S	33,900	33,900
3406-99-91-93406-803706 - Transfers in - from TWNGT SPCL TAX REFNDG DEBT SV	146,600	146,600
3705-99-90-93705-804800 - Transfers In - From SUCCESSOR AGENCY ADMIN FUND	280,000	280,000
3706-99-90-93706-804800 - Transfers In - From SUCCESSOR AGENCY ADMIN FUND	1,190,000	1,190,000
3711-99-90-93711-802001 - Transfers in - from MEASURE "A" FUND	999,000	1,489,000
3712-99-99-93712-801010 - Transfers in - from GENERAL FUND	335,000	337,000
3712-99-99-93712-802901 - Transfers in - from DIF - ARTERIAL STREETS	633,000	636,000
3712-99-99-93712-802903 - Transfers in - from DIF - FIRE	145,000	145,000
3712-99-99-93712-802904 - Transfers in - from DIF - POLICE	384,000	385,000
3713-99-90-93713-801010 - Transfers in - from GENERAL FUND	239,000	227,000
3713-99-90-93713-802901 - Transfers in - from DIF - ARTERIAL STREETS	451,000	428,000
3713-99-90-93713-802903 - Transfers in - from DIF - FIRE	103,000	98,000
3713-99-90-93713-802904 - Transfers in - from DIF - POLICE	273,000	259,000
3751-99-90-93751-801010 - Transfers in - from GENERAL FUND	340,000	339,000
3753-99-90-93753-807310 - Transfers in - from FACILITIES FUND (ADMIN/OPER)	788,000	788,000
5011-99-99-95011-801010 - Transfers in - from GENERAL FUND	521,021	521,021
5012-99-99-95012-801010 - Transfers in - from GENERAL FUND	459,008	500,000
5014-99-99-95014-801010 - Transfers in - from GENERAL FUND	217,724	220,529
5110-99-99-95110-801010 - Transfers in - from GENERAL FUND	206,749	20,000
5014-99-99-95014-805111 - Transfers in - from ZONE "D" STD LDSC FUND	49,992	-
5112-99-99-95112-801010 - Transfers in - from GENERAL FUND	105,881	106,126
7230-99-99-97230-801010 - Transfers in - from GENERAL FUND	725,000	725,000
7410-99-99-97410-801010 - Transfers in - from GENERAL FUND	90,000	90,000
7430-99-99-97430-807510 - Transfers in - from EQUIP REPLACEMENT (FURN & EQUIP)	8,200,000	-
7610-99-99-97610-801010 - Transfers in - from GENERAL FUND	500,000	500,000
	\$ 22,626,700	\$ 13,611,049

**City of Moreno Valley
2015/16 - 2016/17 Proposed Budget
INTRA-FUND REVENUES**

GL Account	FY 2015/16 Proposed	FY 2016/17 Proposed
4851-99-99-94851-814800 - Transfers in - bet categ SUCCESSOR AGENCY ADMIN	\$ 2,251,000	\$ 2,251,000
5211-99-99-95211-825011 - Transfers in - within a categ ZONE "A" PARKS FUND	250,300	250,300
6020-99-99-96020-826010 - Transfers in - within cat ELECTRIC FUND	1,831,000	1,835,000
6031-99-99-96031-826010 - Transfers in - within cat ELECTRIC FUND	179,000	181,000
6032-99-99-96032-826010 - Transfers in - within cat ELECTRIC FUND	129,000	123,000
7220-99-99-97220-827230 - Transfers in - within categ TECHNOLOGY REPLACEMENT RESERVE	375,380	244,000
7430-99-99-97430-827410 - Transfers in -within cat EQUIPMENT MAINT/FLEET OPS	876,966	876,966
	\$ 5,892,646	\$ 5,761,266

**City of Moreno Valley
2015/16 - 2016/17 Proposed Budget
INTER-FUND EXPENSES**

GL Account	FY 2015/16 Proposed	FY 2016/17 Proposed
7430-99-99-97430-901010 - Transfers to GENERAL FUND	\$ 2,482,909	\$ 2,547,650
7510-99-97-88190-901010 - Transfers to GENERAL FUND	9,933	-
1010-99-99-91010-902000 - Transfers to GAS TAX FUND	160,000	160,000
2000-99-99-92000-902007 - Transfers to STORM WATER MAINTENANCE	50,000	50,000
3913-99-99-93913-902008 - Transfers to STORM WATER MANAGEMENT	223	223
2001-99-99-92001-902901 - Transfers to DIF - ARTERIAL STREETS	1,084,000	1,064,000
3006-99-99-93006-902905 - Transfers to DIF - PARKLAND FACILITIES	153,847	-
3006-99-99-93006-902906 - Transfers to DIF - QUIMBY IN-LIEU PARK FEES	114,913	-
2906-99-95-92906-903006 - Transfers to PARKS & RECREATION CAP PROJ FD	875,000	325,000
2902-99-95-92902-903302 - Transfers to DIF TRAFFIC SIGNAL CAPITAL PRO	120,000	-
2905-99-95-92905-903006 - Transfers to PARKS & RECREATION CAP PROJ FD	160,000	-
3705-99-90-93705-903405 - Transfers to TWNGT IMPV SPCL TAX CAP ADMIN	33,900	33,900
3706-99-90-93706-903406 - Transfers to 2007 TWNGT SPCLTAX REF CAP ADM	146,600	146,600
4800-99-99-94800-903705 - Transfers to TWNGT IMPV SPCL TAX REF DEBT S	280,000	280,000
4800-99-99-94800-903706 - Transfers to TWNGT SPCL TAX REFNDG DEBT SV	1,190,000	1,190,000
2001-99-99-92001-903711 - Transfers to TRIP DEBT SERVICE	999,000	1,489,000
1010-99-99-91010-903712 - Transfers to 2013 REFUNDING 2005 LRB	335,000	337,000
2901-99-95-92901-903712 - Transfers to 2013 REFUNDING 2005 LRB	633,000	636,000
2903-99-95-92903-903712 - Transfers to 2013 REFUNDING 2005 LRB	145,000	145,000
2904-99-95-92904-903712 - Transfers to 2013 REFUNDING 2005 LRB	384,000	385,000
1010-99-99-91010-903713 - Transfers to 2014 REFUNDING 2005 LRB	239,000	227,000
2901-99-95-92901-903713 - Transfers to 2014 REFUNDING 2005 LRB	451,000	428,000
2903-99-95-92903-903713 - Transfers to 2014 REFUNDING 2005 LRB	103,000	98,000
2904-99-95-92904-903713 - Transfers to 2014 REFUNDING 2005 LRB	273,000	259,000
1010-99-99-91010-903751 - Transfers to 2011 PRIV PLACE REF. 97 LRBS	340,000	339,000
7310-99-99-97310-903753 - Transfers to 2011 PRIV PLMT REF 97 VAR COPS	788,000	788,000
1010-99-99-91010-905011 - Transfers to ZONE "A" PARKS FUND	521,021	521,021
1010-99-99-91010-905012 - Transfers to LMD 2014-01	459,008	500,000
1010-99-99-91010-905014 - Transfers to LMD 2014-02	217,724	220,529
1010-99-99-91010-905110 - Transfers to ZONE "C" ART LGHT FUND	206,749	20,000
5111-99-99-95111-905014 - Transfers to LMD 2014-02	49,992	-
1010-99-99-91010-905112 - Transfers to ZONE "M" MEDIAN FUND	105,881	106,126
1010-99-99-91010-907230 - Transfer to - TS Replacement Fund	725,000	725,000
1010-99-99-91010-907410 - Transfers to EQUIPMENT MAINTENANCE FUND	90,000	90,000
7510-99-97-88110-907430 - Transfers to - FLEET OPS REPLACEMENT RESERVE	8,200,000	-
1010-99-99-91010-907610 - Transfers to COMPENSATED ABSENCES	500,000	500,000
	\$ 22,626,700	\$ 13,611,049

**City of Moreno Valley
2015/16 - 2016/17 Proposed Budget
INTRA-FUND EXPENSES**


GL Account	FY 2015/16 Proposed	FY 2016/17 Proposed
4800-99-99-94800-914851 - Transfers to - between cat SUCC AGCY 2007 DEBT SERVICE	\$ 2,251,000	\$ 2,251,000
5011-99-99-95011-925211 - Transfers to - within cat ZONE A PARKS - RESTRICTED ASSETS	250,300	250,300
6010-99-99-96010-926020 - Transfers to - within cat 2007 TAXABLE LEASE REV BONDS	1,831,000	1,835,000
6010-99-99-96010-926031 - Transfers to - within cat 2013 REFUNDING OF 2005 LRB	179,000	181,000
6010-99-99-96010-926032 - Transfers to - within cat - 2014 REFUNDING 2005 LRB	129,000	123,000
7230-99-99-97230-927220 - Transfers to - within cat TECHNOLOGY SERVICES ASSET FUND	375,380	244,000
7410-99-99-97410-927430 - Transfers to - within cat FLEET OPS REPLACEMENT RESERVE	876,966	876,966
	\$ 5,892,646	\$ 5,761,266

**City of Moreno Valley
2015/16 - 2016/17 Proposed Budget
Capital Assets**

Fund	Section	Account	2015/16-2016/17 Asset Description	2014/15 Amended Budget	2014/15 Year End Projection	Unused Amount - Return to Fund Balance	2015/16 Carry Over from 2014/15	2015/16 New Request	2015/16 Proposed Budget	2016/17 Proposed Budget
1010 GENERAL FUND										
16010	City Manager - Admin	660399	Mach-Equip, Repl - Other	\$ 25,635	\$ 25,635	\$ -	\$ -	\$ -	\$ -	\$ -
18210	Animal Services	660312	Mach-Equip, New - Vehicles	106,000	106,000	-	-	-	-	-
		660320	Mach-Equip, Repl - Furn & Equip	-	-	-	-	75,000	75,000	-
		660322	Mach-Equip, Repl - Vehicles	40,276	40,276	-	-	-	-	-
20110	Code Compliance	660312	Mach-Equip, New - Vehicles	22,268	22,268	-	-	-	-	-
		660322	Mach-Equip, Repl - Vehicles	114,800	114,800	-	-	-	-	-
20310	Building	660322	Mach-Equip, Repl - Vehicles	68,600	68,600	-	-	-	-	-
30110	Fire Operations	660312	Mach-Equip, New - Vehicles	160,050	160,050	-	-	-	-	-
		660322	Mach-Equip, Repl - Vehicles	290,000	290,000	-	-	-	-	-
		660399	Mach-Equip, Repl - Other	97,399	97,399	-	-	-	-	-
40010	Police Admin	660322	Mach-Equip, Repl - Vehicles	42,009	42,009	-	-	-	-	-
40210	Traffic Enforcement	660322	Mach-Equip, Repl - Vehicles	92,050	92,050	-	-	-	-	-
40310	Detective Unit	660310	Mach-Equip, New - Furn & Equip	28,775	28,775	-	-	-	-	-
45122	Public Works - Sign/Striping	660322	Mach-Equip, Repl - Vehicles	101,770	101,770	-	-	-	-	-
45311	Public Works - Street Maint	660322	Mach-Equip, Repl - Vehicles	47,430	47,430	-	-	-	-	-
45312	Public Works - Concrete Maint	660322	Mach-Equip, Repl - Vehicles	-	-	-	-	23,102	23,102	23,102
45370	Fleet Operations	660322	Mach-Equip, Repl - Vehicles	-	-	-	-	2,482,909	2,482,909	2,547,650
			Multiple vehicle replacements citywide							
				\$ 1,237,062	\$ 1,237,062	\$ -	\$ -	\$ 2,581,011	\$ 2,581,011	\$ 2,570,752
2001 MEASURE A										
45311	Public Works - Street Maint	660322	Mach-Equip, Repl - Vehicles	1,058,000	1,058,000	-	-	-	-	-
				\$ 1,058,000	\$ 1,058,000	\$ -	\$ -	\$ -	\$ -	\$ -
2011 PUB/EDUC/GOVT ACCESS PROG FD										
16150	Pub Ed/Govt Access	660399	Mach-Equip, Repl - Other	11,963	11,963	-	-	-	-	-
				\$ 11,963	\$ 11,963	\$ -	\$ -	\$ -	\$ -	\$ -
5011 ZONE A PARKS										
35314	Conf & Rec Cntr - Banquet	660215	Buildings - Improvements	10,000	10,000	-	-	-	-	-
				\$ 10,000	\$ 10,000	\$ -	\$ -	\$ -	\$ -	\$ -
5211 ZONE A PARKS - RESTRICTED ASSETS										
35010	Parks & Comm Svcs - Admin	660310	Mach-Equip, New - Furn & Equip	-	-	-	-	30,000	30,000	-
		660322	Mach-Equip, Repl - Vehicles	215,626	215,626	-	-	-	-	-
35210	Park Maintenance - General	660322	Mach-Equip, Repl - Vehicles	130,000	130,000	-	-	-	-	-
				\$ 345,626	\$ 345,626	\$ -	\$ -	\$ 30,000	\$ 30,000	\$ -
6010 ELECTRIC										
45510	Electric Utility - General	660610	Improvements Other than Bldg	132,900	132,900	-	-	132,900	132,900	132,900
				\$ 132,900	\$ 132,900	\$ -	\$ -	\$ 132,900	\$ 132,900	\$ 132,900
7220 TECHNOLOGY SERVICES ASSET FUND										
25410	Enterprise Applications	660322	Mach-Equip, Repl - Vehicles	14,841	14,841	-	-	-	-	-
		660412	Computer, New - Software	64,850	64,850	-	-	-	-	-
25411	Network Operations	660410	Computer, New - Hardware	7,693	7,693	-	-	-	-	-
		660412	Computer, New - Software	6,000	6,000	-	-	-	-	-
			Annual computer, printer, and Cisco swith replacements	196,739	196,739	-	-	134,000	134,000	159,000
25412	Telecommunications	660398	Mach-Equip, New - Other	7,500	7,500	-	-	-	-	-
		660410	Computer, New - Hardware	15,048	15,048	-	-	-	-	-
		660412	Computer, New - Software	10,000	10,000	-	-	-	-	-
		660420	Computer, Repl - Hardware	120,000	120,000	-	-	85,000	85,000	85,000
				\$ 442,671	\$ 442,671	\$ -	\$ -	\$ 219,000	\$ 219,000	\$ 244,000

**City of Moreno Valley
2015/16 - 2016/17 Proposed Budget
Capital Assets**

Fund	Section	Account	2015/16-2016/17 Asset Description	2014/15 Amended Budget	2014/15 Year End Projection	Unused Amount - Return to Fund Balance	2015/16 Carry Over from 2014/15	2015/16 New Request	2015/16 Proposed Budget	2016/17 Proposed Budget
1010	GENERAL FUND									
7310	FACILITIES MAINTENANCE									
	18410	Facilities - General	660322 - Mach-Equip, Repl - Vehicles	24,701	24,701	-	-	-	-	-
				<u>\$ 24,701</u>	<u>\$ 24,701</u>	<u>\$ -</u>	<u>\$ -</u>	<u>\$ -</u>	<u>\$ -</u>	<u>\$ -</u>
7410	EQUIPMENT MAINT / FLEET OPS									
	45360	Equipment Maintenance	660312 - Mach-Equip, New - Vehicles	144,100	144,100	-	-	-	-	-
	45360	Equipment Maintenance	660322 - Mach-Equip, Repl - Vehicles	354,720	354,720	-	-	-	-	-
	45360	Equipment Maintenance	660398 - Mach-Equip, New - Other	210,962	210,962	-	-	-	-	-
				<u>\$ 709,782</u>	<u>\$ 709,782</u>	<u>\$ -</u>	<u>\$ -</u>	<u>\$ -</u>	<u>\$ -</u>	<u>\$ -</u>
	TOTAL FIXED ASSETS			<u>\$ 3,972,705</u>	<u>\$ 3,972,705</u>	<u>\$ -</u>	<u>\$ -</u>	<u>\$ 2,962,911</u>	<u>\$ 2,962,911</u>	<u>\$ 2,947,652</u>



CITY COUNCIL

Description

The City Council is comprised of five members elected by the district to serve staggered four-year terms. It is the policy-making body of the community, serving nearly 200,000 residents. Council appoints the City Manager, City Attorney, City Clerk and City Treasurer, as well as various members of the City's advisory boards and commissions. Resources have been allocated to provide City membership in such intergovernmental associations as the League of California Cities, Western Riverside Council of Governments (WRCOG), and Southern California Association of Governments (SCAG) in order to develop networking relationships with policy makers and administrators whose actions affect the City of Moreno Valley.

City Council Goals

Promote Diversity and Preserve the City's Revenue Base

Develop a variety of City revenue sources and policies to create a stable revenue base and fiscal policies to support essential City services, regardless of economic climate.

Improve Governmental Relationships

Develop cooperative intergovernmental relationships and be a forceful advocate of City policies, objectives and goals to appropriate external governments, agencies and corporations.

Enhance Community Safety

Provide a safe and secure environment for people and property in the community, control the number and severity of fire and hazardous material incidents, and provide protection for citizens who live, work and visit the City of Moreno Valley.

Improve the Community's Image

Promote a sense of community pride and foster an excellent image about our City by developing and executing programs, which will result in quality development and enhanced neighborhood preservation efforts, including home rehabilitation and neighborhood restoration.

Improve Public Infrastructure

Ensure that needed public facilities, roadway improvements, and other infrastructure improvements are constructed and maintained.

Create a Positive Environment

Create a positive environment for the development of Moreno Valley's future.


City of Moreno Valley
 FY 2015/16 - 2016/17 Position Summary Report by Department

Department / Position Title		FY 2010/11 No.	FY 2011/12 No.	FY 2012/13 No.	FY 2013/14 No.	FY 2014/15 Adj.	FY 2014/15 No.	FY 2015/16 Adj.	FY 2015/16 No.	FY 2016/17 Adj.	FY 2016/17 No.
<u>City Council</u>											
Administrative Asst	FT	1	1	1	1	-	1	-	1	-	-
Exec Asst to Mayor / City Council	FT	1	1	1	1	-	1	-	1	-	-
TOTAL - City Council		2	2	2	2	-	2	-	2	-	-

Attachment: Exhibit A - Proposed Budget Book [Revision 2] (1488 : PUBLIC HEARING ESTABLISHING APPROPRIATIONS (?GANN?) LIMIT FOR

**City of Moreno Valley
2015/16 - 2016/17 Proposed Budget
DEPARTMENT PROGRAM SUMMARY**

Department/Fund	Section	2012/13 Actual	2013/14 Actual	2014/15 Amended Budget	2015/16 Proposed Budget	Increase (Decrease) over/(under) 2014/15 Amended	2016/17 Proposed Budget	Increase (Decrease) over/(under) 2015/16 Proposed
10 City Council								
1010 GENERAL FUND	10010 Council - Admin	\$ 588,671	\$ 642,586	\$ 668,537	\$ 621,116	\$ (47,421)	\$ 638,925	\$ 17,809
10 City Council Total		\$ 588,671	\$ 642,586	\$ 668,537	\$ 621,116	\$ (47,421)	\$ 638,925	\$ 17,809



CITY CLERK

Description

The City Clerk serves as the Secretary to the City Council, is responsible for the preparation of agendas, the recording and maintenance of all Council actions, filing of public notices, coordination and administration of all City records, documents and public files. The City Clerk advertises and receives bids, conducts all bid openings, maintains the City's municipal code, receives all claims filed against the City, serves as the official custodian of the City seal, conducts all elections, receives nomination papers and is the filing officer for all requirements of the California Fair Political Practices Commission.

Mission Statement

The mission of the City Clerk's office is to provide courteous and expeditious dissemination of material and information to City departments, the general public, media and other agencies; produce and maintain agendas, minutes, recordings, and indexing of all City Council actions, filing of public notices, coordination and administration of City records; conduct elections of the highest quality by ensuring all legal requirements, local and state, are met by all candidates and committees, and assuring the registered voters in the City the opportunity to express their freedom of choice by voting.

Goals

- Ensure that the election processes are conducted in a professional, neutral and transparent manner
- Automate public record requests giving customers the ability to fill out a request on-line; expedite the process by giving the public access to the requested documents; post most frequently requested records on the City's website
- Continue collaborating with Technology Services Division to implement a paperless product for the City Council agenda and minutes which will replace the current system, thus providing customers with access to the City Council agendas and minutes
- Continue to scan documents including resolutions, ordinances, contracts, minutes and Fair Political Practices Commission forms allowing easy access and retrieval for internal and external customers
- Provide the highest quality of customer service as outlined in Customer Care Guidelines

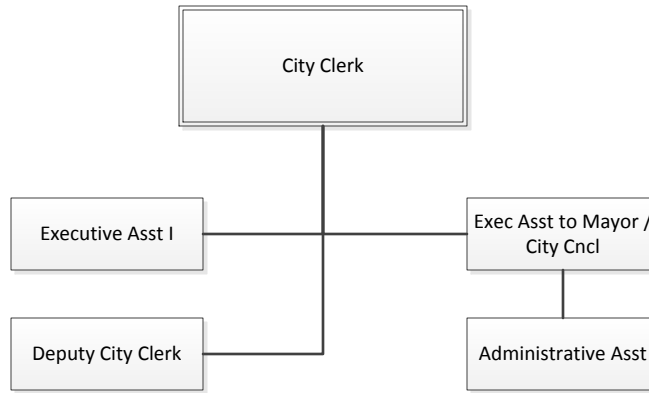
14/15 Accomplishments

- Coordinated elections with the County of Riverside Registrar of Voters Office for Districts 2 and 4, and Special Recall Elections for Districts 3 and 5, ensuring compliance with all legal local and state laws and requirements:
 - Issued nomination papers, oriented candidates to the election process
 - Administered, tracked and reviewed Candidate's Fair Political Practices Commission (FPPC) campaign forms to ensure they are complete and in

- compliance with FPPC regulations; scanned forms and posted on the Web site
 - Processed and proofread nomination paperwork, Candidate Statements, Official Candidate's list
 - Prepared and published Notices of Election
 - Processed paperwork related to Ballot Measures I, R, S, and T; ensured adherence to deadlines, proofread documents
 - Fielded numerous calls regarding Election
- Administered, monitored and reviewed the annual filings of Statements of Economic Interest and Semi-annual Campaign Financing Statements and reporting; Monitored and processed Fair Political Practice Commission filings for public officials, employees designated in the City's Conflict of Interest Code, consultants, and City campaign committees
- Processed Public Records Requests electronically and manually
- Continued expanding the Customer Relationship Management System
- Processed legal documents; claims and subpoenas
- Conducted the biennial review and updated the Moreno Valley Conflict of Interest Code
- Facilitated appointments to various Council Advisory Boards and Commissions and processed related paperwork
- Collaborated with Technology Services Division to implement Legislative Management agenda automation
- Continue to provide Legislative Management training city-wide
- Continue to import, scan and index resolutions, ordinances, contracts and minutes
- Processed proclamations and certificates
- Participated in the redistricting process which included coordinating community involvement; provided information to the public and ensured proper legal noticing
- Coordinated City Council Events:
 - Mayor's Swearing-in Ceremony (January & June)
 - Sigma Beta Xi Mentoring Workshop (held before 2/27/14)
 - Financial Literacy Workshop – District 1
 - Financial Literacy Workshop – District 5
 - Victory Outreach – Take Your City
 - Non-Profit Roundtable
 - Memorial Day Ceremony
 - Mayor's Swearing-In Ceremony
 - 4th of July Parade and Family FunFest
 - Nason St. Bridge Dedication
 - State of the City

City Clerk

15/16 - New Position
16/17 - New Position




City of Moreno Valley
 FY 2015/16 - 2016/17 Position Summary Report by Department

Department / Position Title		FY 2010/11 No.	FY 2011/12 No.	FY 2012/13 No.	FY 2013/14 No.	FY 2014/15 Adj.	FY 2014/15 No.	FY 2015/16 Adj.	FY 2015/16 No.	FY 2016/17 Adj.	FY 2016/17 No.
<u>City Clerk</u>											
Assistant City Clerk	FT	-	-	-	-	-	-	-	-	-	-
City Clerk	FT	1	1	1	1	-	1	-	1	-	-
Deputy City Clerk	FT	1	1	1	1	-	1	-	1	-	-
Executive Asst I	FT	-	1	1	1	-	1	-	1	-	-
Sr Office Asst	P/T	1	-	-	-	-	-	-	-	-	-
TOTAL - City Clerk		3	3	3	3	-	3	-	3	-	-

Attachment: Exhibit A - Proposed Budget Book [Revision 2] (1488 : PUBLIC HEARING ESTABLISHING APPROPRIATIONS (?GANN?) LIMIT FOR

**City of Moreno Valley
2015/16 - 2016/17 Proposed Budget
DEPARTMENT PROGRAM SUMMARY**

Department/Fund	Section	2012/13 Actual	2013/14 Actual	2014/15 Amended Budget	2015/16 Proposed Budget	Increase (Decrease) over/(under) 2014/15 Amended	2016/17 Proposed Budget	Increase (Decrease) over/(under) 2015/16 Proposed
12 City Clerk								
1010 GENERAL FUND	12010 City Clerk - Admin	553,850	567,675	662,185	512,583	(149,602)	689,746	177,163
	12011 Records Management System	107	5,722	-	-	-	-	-
12 City Clerk Total		\$ 553,958	\$ 573,397	\$ 662,185	\$ 512,583	\$ (149,602)	\$ 689,746	\$ 177,163



CITY MANAGER'S OFFICE

Description

The City Manager serves as the chief executive officer of the City. Under City Council direction, the City Manager is responsible for the efficient management of all City business. Professional leadership is provided from this Office to the Executive Management Team to enable them to serve the community in an energetic and resourceful manner. Functions of the City Manager's Office include leading the implementation of City Council policies and programs; providing overall direction to the departments that administer City programs and services; coordinating intergovernmental relations and legislative advocacy; and administration of the City's multiple communications, media relations, and public information programs.

Mission Statement

The City Manager's Office is committed to providing and coordinating excellent staff support and sound policy recommendations to the City Council, leading the organization in an effective, efficient, and principled manner, and providing organizational support and direction to City departments.

Goals

- Support the Council in adopting Strategic Goals and Objectives and lead City departments in achieving the Council's vision.
- Adopt a 2-Year Operating Budget.
- Promote aggressive Economic Development efforts, to include adopting an updated Economic Development Action Plan.
- Lead a multi-departmental effort to explore options to upgrade water service in the Edgemont Area.
- Provide data to the Council regarding options to increase revenues to achieve a balanced budget while continuing to provide quality services to our residents.
- Secure federal funding for City projects and advocate City positions on various issues by working with the City's lobbyists, legislative offices, and appropriate federal/state agencies.

14/15 Accomplishments

Administration

- Participated and provided oversight in the development and subsequent adoption of the Mid- Year budget adjustments. Provided leadership in the development and approval of a Two-Year Operating Budget for the City, which is balanced without the use of General Fund reserves. The spending plan:
 - Restores Friday service hours for all City departments and
 - Enhances critical community services such as Fire Prevention, the Library and the Animal Shelter.

- Negotiated updated Memoranda of Understanding with the City's 3 employee groups.
- Coordinated the Council Candidates Workshop, including presentations about the Council / City Manager form of government, summaries of department missions and accomplishments, information on the City budget and capital improvement program, and ongoing public service initiatives.
- The City Manager held numerous All-Employee meetings to ensure consistent focus on key initiatives maintain open communication at all levels in the City organization and celebrate significant achievements by employees in all Departments/Divisions.
- Coordinated continuing efforts to address water service issues in the Edgemont area, including research, strategic planning and follow up with the input of the City Attorney's Office and Public Works, Fire, Financial & Administrative Services, and Community & Economic Development Departments.
- Represented the City at League of California Cities Regional meetings for the Riverside County Division and hosted the League of California Cities Riverside County Division Meeting.
- Represented the City at several agencies, including Western Riverside Council of Governments (WRCOG), March Technical Advisory Committee and Eastern Municipal Water District's Manager's Network.
- Continued participation on the Board of Directors for the Moreno Valley Chamber of Commerce and Moreno Valley Hispanic Chamber of Commerce, including provision of staff support for:
 - Monthly City Updates
 - The Business Expo
 - Legislative Action Committee
 - Leadership Moreno Valley Program
 - Military Affairs Committee
 - Cinco de Mayo Community Event
 - The annual Mayor's State of the City luncheon (including development of the Mayor's address and corresponding presentation and video).
- Drafted Opinion Editorial pieces published in local media.
- Coordinated placement of ads featuring Moreno Valley's economic development successes in local and regional media.
- Attended several legislative workshops and worked closely with legislative advocacy firms to represent the City's interests at the state and federal levels.
- Coordinated the following Groundbreaking / Ribbon-cutting / Milestone / Open House ceremonies and other special events:
 - Nason Street Bridge Ribbon Cutting
 - Veterans Day
 - City's 30th Anniversary Celebration
 - Transportation Management Center Ribbon Cutting
 - Memorial Day
 - Public Safety Expo/ Citywide Camera System Open House

- Continued working with the Riverside County Sheriff's Department and City Managers in other contract cities to explore options to develop enhanced collaboration regarding police service costs and associated impacts.
- Staffed the Public Safety Subcommittee. Coordinated agenda topics, prepared agenda packets, performed follow-up as needed.
- Provided staff liaison / Council member support for the Box Springs Mutual Water Company. Supported Council member outreach to local residents to ensure compliance with federal environmental justice requirements.
- Coordinated of a Study Session on preventing human trafficking / implementing AVID at the Elementary School level within Moreno Valley Unified School District.
- Brought Nextdoor.com to Moreno Valley neighborhoods based on elementary school boundaries.
- Provided staff support for City Council members who serve as Commissioners for the March Joint Powers Authority.
- Hosted several community events to promote the City's sustainability efforts to Keep Moreno Valley Beautiful:
 - Citywide Bulky Item Clean Up Events
 - Earth Day Mulch Giveaway
 - Household Hazardous Waste Events
 - Used Oil Filter Exchange Event
 - Community Paper Shred Event

Media & Communications

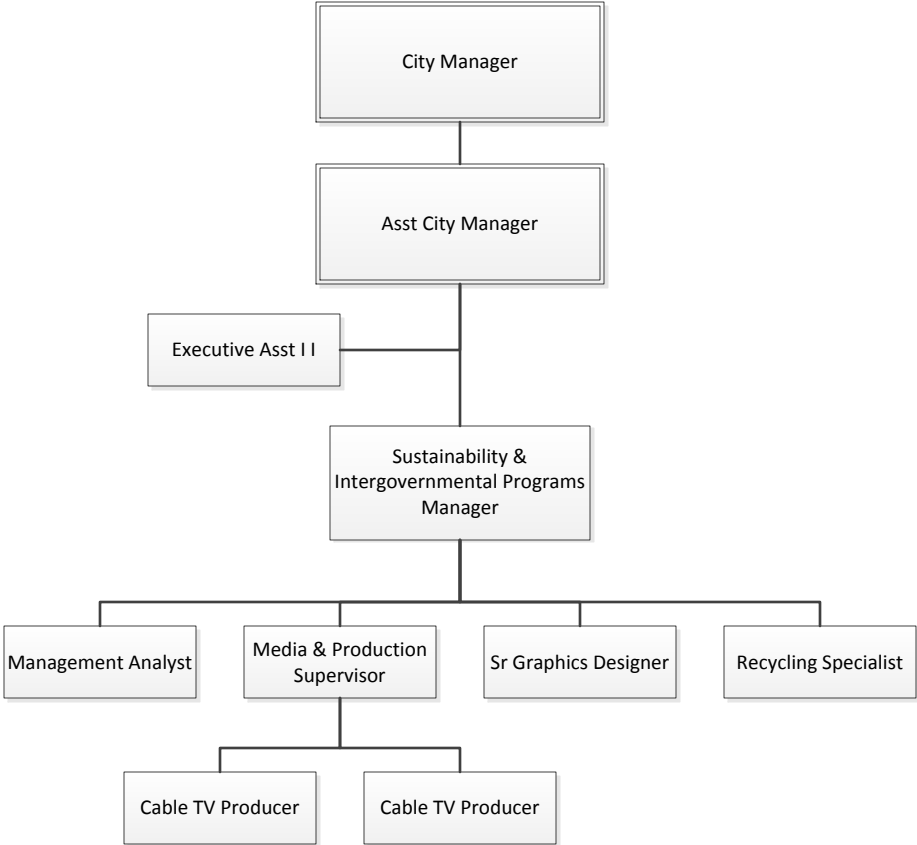
- In 2014 and 2015 MVTV-3 was recognized for excellence by the California and Arizona chapter of The National Association of Telecommunications Officers and Advisors (SCAN NATOA).
 - Social Media - "City of Moreno Valley YouTube Channel" (Second Place)
 - Public Service Announcement - "Shop MoVal This Holiday" (Second Place)
 - Special Audience - "Pets of the Week" (Second Place)
 - Public Safety – Moreno Valley Citywide Camera System (Third Place)
 - Public/Community Meetings – "Moreno Valley City Council Meetings" (Third Place)
 - Promo – "News Center: M Renovation" (Third Place)
- Media & Communications filmed, and edited MVTV-3 & YouTube Programming for the new series "Technology in Focus" – featuring GIS software operational instructions for Moreno Valley residents and businesses
- Produced live broadcasts of the City Council meetings, Planning Commission meetings, Fourth of July Parade, and "Santa Live"
- Maintained and updated the City's external and internal web sites to keep information relevant and user-friendly. Media & Communications processed over 2,900 website updates
- Scripted, recorded, and edited the "Spotlight on Moreno Valley Business" videos for broadcast and publication on the City's MVTV-3 cable channel and YouTube site

- MVTV-3 launched an updated MoVal Election App to track Moreno Valley's election results in real-time
- Partnered with the Moreno Valley Animal Shelter to create the Elsworth and Alessandro campaign to increase pet adoptions
- Administered the City's Facebook, Twitter, Nextdoor, and YouTube websites to ensure modern access to City information
- Implemented the City's Nixle.com, and Mind Mixer (Let's Talk MoVal) accounts
- Expanded the City's e-mail distribution list to over 20,000 and continued to produce the CityLink monthly e-newsletter. Supported development of the quarterly On The Move economic development e-newsletter, monthly development of MVTV-3 Video content emails, weekly Pets of the Week emails
- Coordinated the City's 2014 Veterans Day events and the 2015 Memorial Day ceremony
- Provide audio, video, photographic, and logistical support for over twenty-one prominent City events
- Created and produced ten News Center Episodes
- Created and produced sixteen public service announcements
- Created and produced thirty-eight episodes of "Pets of the Week"
- Wrote and distributed 382 press releases
- Provided in-house graphics support to produce more than 538 projects and publications, including original designs for ads, event invitations and programs, banners, signs, bookmarks, flyers, brochures, newsletters, etc.:
 - Animal Services: Rachel Ray \$100K Challenge.
 - Parks & Community Services: Moreno Valley Soaring, Recreation Guide, advertisements, and event programming, including:
 - July 4th
 - Artoberfest
 - YouthFest
 - Concerts in the Park
 - Movies in the Park
 - Holiday programming
 - Banquet facility rentals: Conference & Recreation Center, TownGate Community Center, and Senior Center
 - State of the City
- Police Department: Designed and organized award-winning Law Enforcement Challenge booklet
- Public Works: Signs, recycling programs, and events

15/16 - New Position

16/17 - New Position

City Manager




City of Moreno Valley
FY 2015/16 - 2016/17 Position Summary Report by Department

Department / Position Title		FY 2010/11 No.	FY 2011/12 No.	FY 2012/13 No.	FY 2013/14 No.	FY 2014/15 Adj.	FY 2014/15 No.	FY 2015/16 Adj.	FY 2015/16 No.	FY 2016/17 Adj.	FY 2016/ No.
<u>City Manager</u>											
Asst City Manager	FT	1	1	1	1	-	1	-	1	-	-
Asst to the City Manager	FT	1	1	1	1	(1)	-	-	-	-	-
Cable TV Producer	FT	2	2	2	2	-	2	-	2	-	-
City Manager	FT	1	1	1	1	-	1	-	1	-	-
Customer Service Asst	FT	1	-	-	-	-	-	-	-	-	-
Customer Service Asst	P/T	-	1	1	-	-	-	-	-	-	-
Deputy City Manager	FT	-	-	-	-	-	-	-	-	-	-
Exec. Assistant to the City Manager	FT	-	-	-	-	-	-	-	-	-	-
Executive Asst I I	FT	1	1	1	1	-	1	-	1	-	-
Management Analyst	FT	-	-	1	2	(1)	1	-	1	-	-
Media & Production Supervisor	FT	1	1	1	1	-	1	-	1	-	-
Recycling Specialist	FT	-	-	-	-	1	1	-	1	-	-
Sustainability & Intergovernmental Prog M	FT	-	-	-	1	-	1	-	1	-	-
Sr Graphics Designer	FT	1	1	1	1	-	1	-	1	-	-
TOTAL - City Manager		9	9	10	11	(1)	10	-	10	-	1

Attachment: Exhibit A - Proposed Budget Book [Revision 2] (1488 : PUBLIC HEARING ESTABLISHING APPROPRIATIONS (?GANN?) LIMIT FOR

**City of Moreno Valley
2015/16 - 2016/17 Proposed Budget
DEPARTMENT PROGRAM SUMMARY**

Department/Fund	Section	2012/13 Actual	2013/14 Actual	2014/15 Amended Budget	2015/16 Proposed Budget	Increase (Decrease) over/(under) 2014/15 Amended	2016/17 Proposed Budget	Increase (Decrease) over/(under) 2015/16 Proposed
16 City Manager								
1010 GENERAL FUND	16010 City Manager - Admin	1,270,803	1,509,801	1,373,551	968,859	(404,692)	975,622	6,763
	16011 CM - Dev Svcs Support	256,923	164,845	144,545	147,780	3,235	149,502	1,722
	16110 Communications	93,380	58,456	64,575	184,230	119,655	186,844	2,614
	16210 Graphics Support	168,335	182,095	142,082	148,545	6,463	149,848	1,303
	45310 Solid Waste	-	-	164,108	190,723	26,615	194,497	3,774
2011 PUB/EDUC/GOVT ACCESS PROG FD	16150 Pub Ed/Govt Access	616,161	767,508	852,357	652,840	(199,517)	659,705	6,865
2200 BEVERAGE CONTAINER RECYCLING	77311 Beverage Container Recycling	-	-	55,000	55,000	-	55,000	-
2207 OIL PAYMENT GRANT	77414 OPP 4 Grant	-	-	48,049	52,583	4,534	52,544	(39)
16 City Manager Total		\$ 2,405,603	\$ 2,682,704	\$ 2,844,267	\$ 2,400,560	\$ (443,707)	\$ 2,423,562	\$ 23,002



CITY ATTORNEY

Description

The Office of the City Attorney consists of attorneys, an Executive Assistant I, and a Legal Secretary. This office provides a wide range of legal services to the City organization. It provides legal advice to the City Council, City Manager, City staff and City Boards, Committees and Commissions. It conducts or oversees all litigation involving the City. The office prepares or reviews ordinances, resolutions, contracts, and other legal documents relating to the City's business.

The City Attorney's Office represents the City government rather than individuals and has an attorney-client relationship with the City Council (as an entity) as its primary client, and secondarily with other city boards, commissions, officers and employees within the scope of their duties for the City. The role of the City Attorney is sometimes confused by the public with either the District Attorney, who prosecutes criminal actions under State law, or Legal Aid Services, which provides low or no-cost legal services to the general public who cannot afford private legal representation. Consequently, the office receives frequent requests from members of the public for legal advice or information. These requests are handled as courteously as possible providing information without giving legal advice, which could create an attorney-client relationship in conflict with the City Attorney's official duties.

Mission Statement

The mission of the City Attorney's Office is to provide professional, cost effective, ethical, and high quality legal advice and services to the City Council and City staff in all matters of law; to effectively represent the City in legal proceedings; and to prepare or review all ordinances, resolutions, contracts, and other legal documents necessary or desirable to conduct the business of the City.

Goals

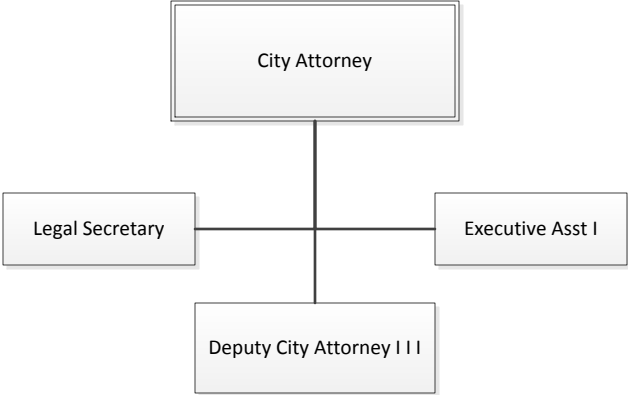
- Continue to provide professional, cost effective, ethical legal advice and services to the City
- Continue to implement a Request for Legal Services submittal and tracking system
- Continue municipal code review recommending revisions and updates as appropriate

14/15 Accomplishments

- Responded to over 1550 Requests for Legal Services (RLS), consisting of but not limited to, contract review, legal advice, review of records, etc.
- Provided legal support for all City Council items and meetings, Planning Commission meetings and other board and commission meetings throughout the year.
- Handled and monitored all civil litigation matters involving the City including claims.

- Handled and worked and monitored 68 open and active subrogation claims.
- Handled 475 open and active code compliance cases.
- Collected \$120,634.74 in fines, fees, costs, and attorney time.
- Worked with Moreno Valley Police and Public Works to collect restitution on 40 active Graffiti claims.

City Attorney



15/16 - New Position

16/17 - New Position


City of Moreno Valley
FY 2015/16 - 2016/17 Position Summary Report by Department

Department / Position Title		FY 2010/11 No.	FY 2011/12 No.	FY 2012/13 No.	FY 2013/14 No.	FY 2014/15 Adj.	FY 2014/15 No.	FY 2015/16 Adj.	FY 2015/16 No.	FY 2016/17 Adj.	FY 2016/17 No.
<u>City Attorney</u>											
Assistant City Attorney	FT	-	-	-	-	-	-	-	-	-	-
City Attorney	FT	1	1	1	1	-	1	-	1	-	-
Deputy City Attorney III	FT	2	2	2	-	1	1	-	1	-	-
Executive Asst I	FT	1	1	1	1	-	1	-	1	-	-
Legal Secretary	FT	1	1	1	1	-	1	-	1	-	-
Sr Administrative Asst	FT	-	-	1	-	-	-	-	-	-	-
TOTAL - City Attorney		5	5	6	3	1	4	-	4	-	-

Attachment: Exhibit A - Proposed Budget Book [Revision 2] (1488 : PUBLIC HEARING ESTABLISHING APPROPRIATIONS (?GANN?) LIMIT FOR

**City of Moreno Valley
2015/16 - 2016/17 Proposed Budget
DEPARTMENT PROGRAM SUMMARY**

Department/Fund	Section	2012/13 Actual	2013/14 Actual	2014/15 Amended Budget	2015/16 Proposed Budget	Increase (Decrease) over/(under) 2014/15 Amended	2016/17 Proposed Budget	Increase (Decrease) over/(under) 2015/16 Proposed
14 City Attorney								
1010 GENERAL FUND	14010 City Attorney - Admin	1,194,457	869,430	854,863	723,542	(131,321)	728,616	5,074
2013 CIVIL PENALTIES 7010 GENERAL LIABILITY INSURANCE	14011 Civil Penalties SB1137	146,882	68	43,692	103,324	59,632	105,066	1,742
	14020 General Liability	148,306	612,762	1,474,912	946,092	(528,820)	950,141	4,049
14 City Attorney Total		\$ 1,489,646	\$ 1,482,260	\$ 2,373,467	\$ 1,772,958	\$ (600,509)	\$ 1,783,823	\$ 10,865



COMMUNITY DEVELOPMENT DEPARTMENT

Description

The Community Development Department (CDD) provides a variety of development, business and property owner services. CDD administers development review and project entitlement activities, performs long range planning, and maintains the City's General Plan. The department also manages a comprehensive code compliance program. CDD performs building plan review, inspections and issues building permits for new and altered projects.

Mission Statement

The mission of the Community Development Department is to facilitate development with the implementation of planning, land use, building safety, beautification, and code compliance policies within the City of Moreno Valley in order to provide a quality, well-planned, safe, and desirable living and working environment for its citizens, now and in the future.

Goals

Administration

- Facilitate development, new tenancies, and business expansions at the Moreno Valley Mall and major shopping areas.
- Work with commercial property owners and the brokerage community to increase occupancy.
- Support further expansion of the Moreno Valley Auto Mall, including the attraction of new vehicle lines.
- Facilitate office and industrial development projects aimed at producing new business facilities and creating new employment opportunities.
- Explore creative avenues to increase the City's tax base.
- Create and implement an Economic Development Action Plan that outlines the near-term strategy for business development.
- Incentivize and support job creation through the City's business attraction and expansion efforts (including Moreno Valley Utility's competitive electrical rates, the Time & Materials fee program, etc.) as well as demonstrating support for business incentive applications to the federal foreign trade zone and statewide incentive programs.
- Host Business Roundtable luncheons with Moreno Valley's existing businesses to share accomplishments and seek guidance for process improvement.
- Continue to support and attend events hosted by Moreno Valley's Chamber(s) of Commerce.
- Collaborate with the City's Media & Communications staff on scripting and recording the "Spotlight on Moreno Valley Business" videos for broadcast at City Council meetings and publication on the City's MVTV-3 cable television channel and YouTube site.
- Continue marketing efforts with the following areas of focus:

- Enhance the City Image.
- Attend, participate, and promote the City at retail, office, and industrial tradeshows.
- Expand the Shop MoVal program.
- Advocate City positions on job creation and business expansion issues by working with the City Manager's Office.
- Explore opportunities to revive the Jobs / Education Initiative to create training linkages that facilitate employment of Moreno Valley's residents at new / local logistics facilities.
- Staff the Economic Development Subcommittee. Coordinate agenda topics, prepare agenda packets, and perform follow-up as needed.
- Provide staff support for City Council members who serve as Commissioners for the March Joint Powers Authority.
- Update and maintain the Department's external and internal web sites to keep information relevant and user-friendly.
- Draft and distribute business / development announcement press releases.
- Draft and distribute a business / development e-newsletter.

Building & Safety

- Begin implementation of Accela Automation permit tracking software system to expand services offered, integrate department processes and improve applicant access.
- Support Public Work's Capital Projects Division and Parks & Community Services Department by providing inspection services and building code expertise for construction projects and existing facilities.
- Create additional informative handouts and update the Division's policies and procedures to reflect current requirements of the California Building Code.
- Implement State-mandated residential solar permit processing ordinance.
- Complete cost recovery fee study project and implement results.
- Develop streamlined process for change of business owner Certificate of Occupancy projects.
- Create Unreasonable Hardship Exception process for accessibility code requirements.

Code & Neighborhood Services

- Begin implementation of Accela Automation permit tracking software system to expand services offered, integrate department processes and improve applicant access.
- Explore a code compliance volunteer program to support current staffing and enhance existing service levels.
- Revise grant funded work sections to involve a rental property inspection program and expand weekend code enforcement activities.
- Review and update the code compliance policy and procedures manual.
- Conduct RFP process for the Division's citation collection, rotational tow and shopping cart retrieval programs.
- Implement Residential Foreclosure Registration program.

- Develop information material for State mandated landscape water use reductions for residential and commercial customers.

Planning

- Support Technology Services program to implement Accela Automation permit tracking software system to expand services offered through improved public access and interface with current and historical land based entitlement, permitting, and geographical information.
- Support Technology Services and City Clerk's Office transition from SIRE System to Accela Legislative Management platform for improved and consistent interface and efficiencies with meeting agendas, staff reports, and presentation materials for Planning Commission business.
- Complete the Nason Street Corridor Study to establish a vision platform and strategies for future land use development, mobility enhancements, and economic development goals for this arterial between State Route 60 on the north and Iris on the south.
- Initiate and complete updates to signage regulations set forth in the City's Development Code to ensure the policies and regulations are appropriately articulated and enforceable to allow businesses to achieve their interests, while enabling the City to manage and reduce code compliance violations and complaints, and to foster economic development interests.
- Support the completion and implementation of updates of the City's development review and processing fees, and Development Impact Fees (DIF) that ensure the fees are aligned to the greatest extent possible for full cost recovery, while remaining competitive to ensure progress towards development and economic development goals and objectives.
- Seek and secure outside grants available through regional, state, federal and private establishments that can foster preparation of Planning frameworks and implementation plans that move the city forward in alignment with General Plan policies and City Council goals, with prudent leveraging of, and/or less reliance on, City financial resources and budget.
- Initiate and complete a comprehensive update of the City's adopted California Environmental Quality Act (CEQA) Procedures Manual to ensure it is maintained consistent with applicable legislative mandates, case law, and other environmental regulations to ensure the potential for legal challenges to development projects, which can significantly stifle economic development and job creation interests, is minimized to the greatest extent possible.
- Complete the processing of the World Logistics Center entitlements through final City Council actions.
- Provide professional and timely Customer Care to the over 3,000 average annual Planning Services points of contact through the Development Services Center. As a goal, ensure that 95% of the time or better, public inquiry (e.g. public counter, telephone messages and emails), Public Records Requests, committed plan checks, intra-agency support, and external agency coordination are delivered within established timelines.
- Ensure the professional Planning staff has a solid and current knowledge base and command of the local, regional, state, and federal regulations that govern work products. Encourage and facilitate professional training opportunities (at

least 1 per year) for each staff through professional association and industry workshops, seminars, and/or other live or web-based courses.

14/15 Accomplishments

Building & Safety

- Obtained an outstanding Insurance Services Organization (ISO) rating of 2 for both residential and commercial code effectiveness
- Completed major projects to Certificate of Occupancy for 2 Amazon's, Harbor Freight, Minka Lighting, Procter and Gamble and Deckers Outdoor
- Created and implemented a Residential Electric Vehicle Charging handout to expedite permit process
- Directed all Solar Plan Reviews to be performed in-house to improve permitting time-frames and increase revenue
- Provided technical and inspection services to Public Work's Capital Projects Division and Parks & Community Services Department projects for Fire Station remodels and La Salle Sports Park
- Instituted a uniform policy and outfitted field staff to project a positive professional appearance
- Participated in the creation and launch of an employee career development program
- Eliminated outdated printer equipment and replaced with centralized copier saving money
- Assisted 6,531 public counter customers
- Processed 8 multi-family permits/units (4 rehabilitation and 4 fire damage repair)
- Issued 1,946 permits
- Completed 11,272 field inspections
- Permit revenue totaled \$1,446,882
- Building construction valuation totaled \$106,772,932

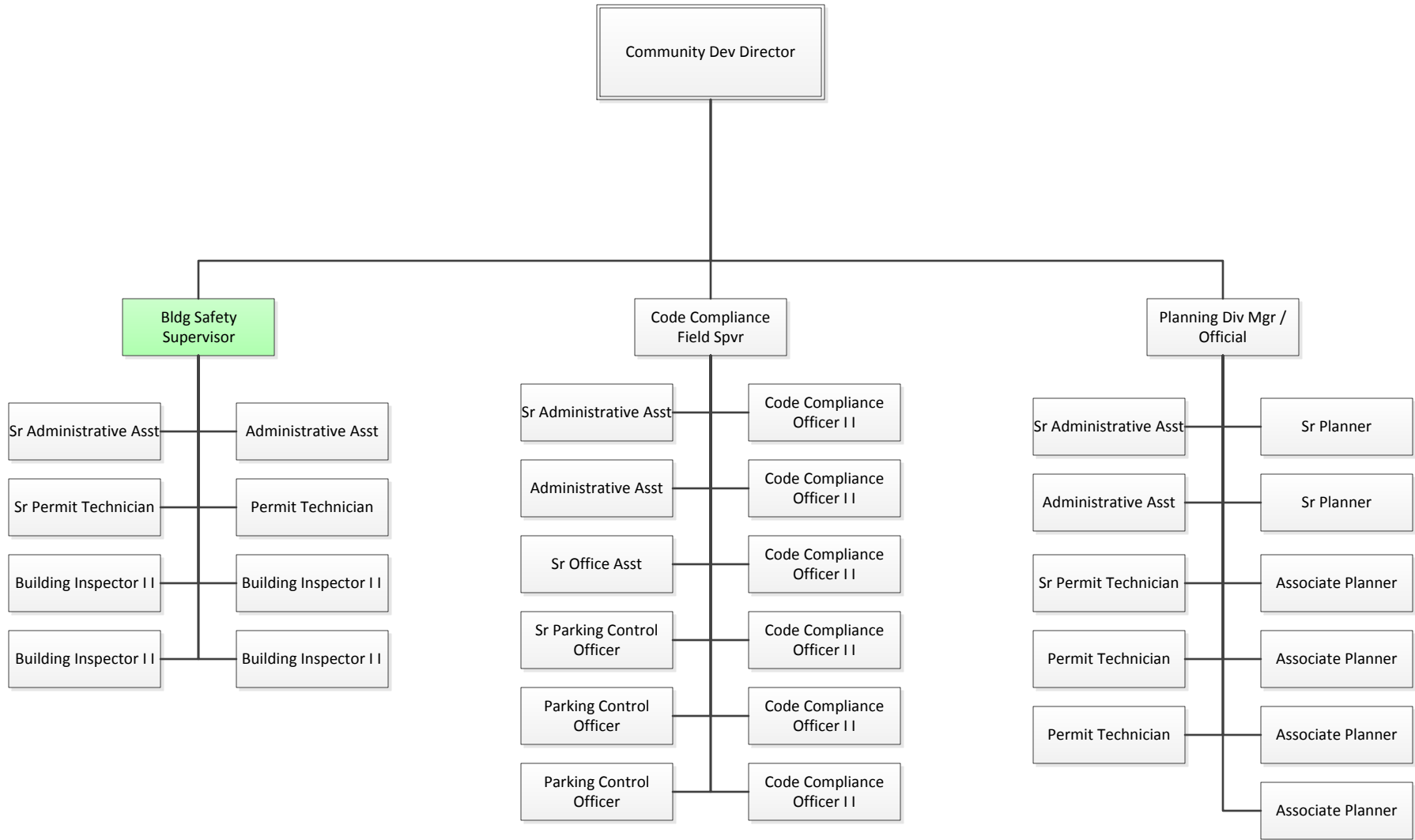
Code & Neighborhood Services

- Established the citywide Residential Foreclosure Registration Program
- Assisted with the implementation of the Prohibiting Parking of Vehicles for Sale on Public Streets Ordinance
- Introduced a Smart Car vehicle to Parking Control to save both use and purchase costs
- Hosted Rotational Tow Program annual meeting
- Assisted 2,590 counter customers
- 7 cases were initiated in an effort to address bank-owned property maintenance violations.
- RFP successfully completed for nuisance abatement contractors
- Issued 794 Administrative Citations with total fines of \$223,000 including penalties and interest
- Issued 20,098 parking citations totaling approximately \$1,270,217 in fees owed to the City
- Addressed 3,418 new code cases

- Resolved 86 Code cases through the CRM system
- Continued to work closely with the Problem-Oriented Policing Team (POP) on numerous projects to improve problem neighborhoods and conduct specialized enforcement activities
- Initiated 21 Code cases for illegal/roadside vendors
- 1,252 code web reports received through the City's on-line compliant system
- 45 mobile code reports were processed through the City's new mobile app
- Charged non-compliant financial institutions inspection fees resulting in the collection of \$83,463 in revenue and Real Estate Demand processing fees resulting in the collection of \$15,583 in revenue
- Awarded the 2014 Edward Byrne Memorial Justice Assistance Grant for \$59,072, and utilized funding to deploy three part-time officers
- Implemented a third party collection program for previously uncollected parking and administrative citation revenue which resulted in the collection of \$19,478 in delinquent fees
- Executed new agreements with Riverside County Environmental Health to continue vector control services and California Shopping Cart Retrieval Services for the collection of abandoned shopping carts Citywide
- Secured approval for reimbursement of the cost to purchase a new vehicle to be utilized in the Abandoned Vehicle Abatement (AVA) program administered by the County of Riverside
- AVA Audit conducted March 10, 2015 with no issues found

Community Development Department

15/16 - New Position
16/17 - New Position



Attachment: Exhibit A - Proposed Budget Book [Revision 2] (1488 : PUBLIC HEARING ESTABLISHING

City of Moreno Valley
FY 2015/16 - 2016/17 Position Summary Report by Department

Department / Position Title		FY 2010/11 No.	FY 2011/12 No.	FY 2012/13 No.	FY 2013/14 No.	FY 2014/15 Adj.	FY 2014/15 No.	FY 2015/16 Adj.	FY 2015/16 No.	FY 2016/17 Adj.	FY 2016/ No.
Community Development											
Administrative Asst	FT	4	4	3	3	-	3	-	3	-	-
Assoc Environmental Engineer	FT	-	1	1	-	-	-	-	-	-	-
Associate Engineer	FT	-	2	2	-	-	-	-	-	-	-
Associate Planner	FT	4	4	4	4	-	4	-	4	-	-
Asst to the City Manager	FT	-	-	-	-	-	-	-	-	-	-
Building Div Mgr / Official	FT	1	1	1	-	-	-	-	-	-	-
Building Inspector I I	FT	4	4	4	4	-	4	-	4	-	-
Building & Neighborhood Services Div Mg	FT	-	-	-	1	-	1	(1)	-	-	-
Building Safety Supervisor	FT	-	-	-	-	-	-	1	1	-	-
Bus. Support & Neigh Prog Admin	FT	1	1	1	-	-	-	-	-	-	-
Code & Neigh Svcs Official	FT	1	1	1	-	-	-	-	-	-	-
Code Compliance Field Sup.	FT	-	-	-	1	-	1	-	1	-	-
Code Compliance Officer I/I I	FT	5	5	5	6	-	6	-	6	-	-
Code Supervisor	FT	-	-	-	-	-	-	-	-	-	-
Comm & Economic Dev Director	FT	1	1	1	1	(1)	-	-	-	-	-
Community Dev Director	FT	1	-	-	-	1	1	-	1	-	-
Construction Inspector	FT	-	2	2	-	-	-	-	-	-	-
Development Svcs Coordinator	FT	1	1	-	-	-	-	-	-	-	-
Engineering Division Manager	FT	-	1	1	-	-	-	-	-	-	-
Environmental Analyst	FT	-	1	1	-	-	-	-	-	-	-
Executive Asst I	FT	1	1	1	1	(1)	-	-	-	-	-
Housing Program Coordinator	FT	1	1	1	1	(1)	-	-	-	-	-
Housing Program Specialist	FT	3	3	3	-	-	-	-	-	-	-
Management Analyst	FT	4	5	5	2	(2)	-	-	-	-	-
Parking Control Officer	FT	2	2	2	2	-	2	-	2	-	-
Permit Technician	FT	3	4	4	3	-	3	-	3	-	-
Planning Commissioner	FT	7	7	7	7	-	7	-	7	-	-
Planning Div Mgr / Official	FT	1	1	1	1	-	1	-	1	-	-
Sr Administrative Asst	FT	4	5	5	4	(1)	3	-	3	-	-
Sr Code Compliance Officer	FT	1	-	-	-	-	-	-	-	-	-
Sr Engineer, P.E.	FT	-	1	1	-	-	-	-	-	-	-
Sr Financial Analyst	FT	1	1	1	1	(1)	-	-	-	-	-
Sr Office Asst	FT	1	1	1	1	-	1	-	1	-	-
Sr Parking Control Officer	FT	1	1	1	1	-	1	-	1	-	-
Sr Permit Technician	FT	2	2	2	2	-	2	-	2	-	-
Sr Planner	FT	2	2	2	2	-	2	-	2	-	-
Storm Water Prog Mgr	FT	-	1	1	-	-	-	-	-	-	-
TOTAL - Community Development		57	67	65	48	(6)	42	-	42	-	4


Attachment: Exhibit A - Proposed Budget Book [Revision 2] (1488 : PUBLIC HEARING ESTABLISHING APPROPRIATIONS (?GANN?) LIMIT FOR

**City of Moreno Valley
2015/16 - 2016/17 Proposed Budget
DEPARTMENT PROGRAM SUMMARY**

Department/Fund	Section	2012/13 Actual	2013/14 Actual	2014/15 Amended Budget	2015/16 Proposed Budget	Increase (Decrease) over/(under) 2014/15 Amended	2016/17 Proposed Budget	Increase (Decrease) over/(under) 2015/16 Proposed
20 Community Dev								
1010 GENERAL FUND	20010 CEDD - Admin	743,779	529,090	346,668	-	(346,668)	-	-
	20011 CEDD - Dev Svcs Support	219,869	204,179	209,060	106,158	(102,902)	107,563	1,405
	20050 Successor Agy - General Fund	328,091	12,265	-	-	-	-	-
	20110 Code Compliance	1,562,351	1,478,464	1,926,745	1,758,180	(168,565)	1,781,460	23,280
	20113 Graffiti Restitution	6,400	-	-	-	-	-	-
	20210 Planning Commission	66,717	75,937	79,391	103,903	24,512	103,884	(19)
	20211 Planning - Dev Svcs Support	908,923	935,943	1,173,702	1,244,059	70,357	1,269,116	25,057
	20212 Advanced Planning	405,625	488,943	542,200	544,624	2,424	552,798	8,174
	20310 Building	1,365,661	1,619,471	1,756,246	1,867,476	111,230	1,892,050	24,574
	20410 Land Development	1,026,943	-	-	-	-	-	-
	20411 Inpection Services	492,013	-	-	-	-	-	-
	20415 HLFV Interchanges	17,217	-	-	-	-	-	-
2008 STORM WATER MANAGEMENT	20450 Stormwater - NPDES	527,311	-	-	-	-	-	-
	20451 Stormwater Inspections	157,890	-	-	6,090	6,090	6,090	-
	20452 Stormwater Plan Checks	98,400	-	-	-	-	-	-
	20453 Stormwater Regulatory Permit	127,779	-	-	-	-	-	-
2012 STRATEGY PLAN GRANT/SCE	72201 Strategy Plan Grant - SCE	122,095	70,252	34,499	20,000	(14,499)	-	(20,000)
2013 CIVIL PENALTIES	14011 Civil Penalties SB1137	-	14,075	-	-	-	-	-
	72656 Hemlock Family Apartments	-	175,674	-	-	-	-	-
2506 HOME(FEDERAL)	72657 Home Administration	446,897	33,023	-	-	-	-	-
2507 NEIGHBORHOOD STABILIZATION PROG	72701 NSP 1	2,089,130	76,462	-	-	-	-	-
	72703 NSP 3	1,453,249	1,134,871	-	-	-	-	-
2508 HOMELESSNESS PREVENTION PROG	72704 Multi-Family Housing Development	1,617	-	-	-	-	-	-
2512 COMM DEV BLOCK GRANT (CDBG)	72602 CDBG 2001-02	30,000	-	-	-	-	-	-
	72611 CDBG Program	1,163,639	1,179,004	-	389,440	389,440	389,440	-

**City of Moreno Valley
2015/16 - 2016/17 Proposed Budget
DEPARTMENT PROGRAM SUMMARY**

Department/Fund	Section	2012/13 Actual	2013/14 Actual	2014/15 Amended Budget	2015/16 Proposed Budget	Increase (Decrease) over/(under) 2014/15 Amended	2016/17 Proposed Budget	Increase (Decrease) over/(under) 2015/16 Proposed
2513 CDBG RECOVERY ACT OF 2009	72501 CDBG Recovery Act of 2009	105,101	-	-	-	-	-	-
2715 JAG GRANTS	72109 Code JAG 2009 DJ-BX-1178	5,808	-	-	-	-	-	-
	72111 Code JAG 2011 Grant	78,291	2,930	-	-	-	-	-
	72112 Code JAG 2012 DJ-BX-0695	-	59,185	3,567	-	(3,567)	-	-
	72113 Code JAG 2013 Grant	-	-	54,285	-	(54,285)	-	-
	72114 Code JAG 2014 Grant	-	-	59,072	-	(59,072)	-	-
4800 SUCCESSOR AGENCY ADMIN FUND	20801 Successor Agency Admin	277,842	243,457	-	-	-	-	-
	20802 Successor Agency Operating Fund	1,677,405	1,226,532	-	-	-	-	-
4851 SUCSR AGENCY DEBT SERVICE	20830 Successor Agy 2007 TABS A Debt S	2,038,225	2,026,634	-	-	-	-	-
4820 SUCCESSOR AGENCY CAP PROJ	20842 Expend Close to Bal Sheet - 8150	-	(72,657)	-	-	-	-	-
8884 HOUSING AUTHORITY	20601 Housing Authority	9,742	17,261	-	-	-	-	-
20 Community Dev Total		\$ 17,554,009	\$ 11,530,997	\$ 6,185,435	\$ 6,039,930	\$ (145,505)	\$ 6,102,401	\$ 62,471



ECONOMIC DEVELOPMENT DEPARTMENT

Description

The Economic Development Department (EDD) provides a variety of development and business services related to enhancing the quality of life in the community. EDD facilitates new investment and development, implements the City's business attraction / retention efforts and offers ombudsman support to help businesses navigate the development process.

Economic Development (ED) promotes the City as a quality place to do business. ED seeks to attract new development and encourages expansion of existing businesses through an array of strategies including marketing, site selection assistance, ombudsman service and much more.

Mission Statement

The mission of the Economic Development Department is to facilitate new investment and development opportunities in the community.

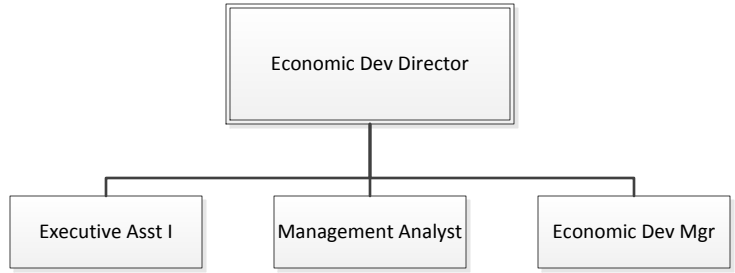
Goals

- Facilitate development, new tenancies, and business expansions at the Moreno Valley Mall and major shopping areas.
- Work with commercial property owners and the brokerage community to increase occupancy.
- Support further expansion of the Moreno Valley Auto Mall, including the attraction of new vehicle lines.
- Facilitate office and industrial development projects aimed at producing new business facilities and creating new employment opportunities.
- Explore creative avenues to increase the City's tax base.
- Create and implement an Economic Development Action Plan that outlines the near-term strategy for business development.
- Incentivize and support job creation through the City's business attraction and expansion efforts (including Moreno Valley Utility's competitive electrical rates, the Time & Materials fee program, etc.) as well as demonstrating support for business incentive applications to the federal foreign trade zone and statewide incentive programs.
- Host Business Roundtable luncheons with Moreno Valley's existing businesses to share accomplishments and seek guidance for process improvement.
- Continue to support and attend events hosted by Moreno Valley's Chamber(s) of Commerce.
- Collaborate with the City's Media & Communications staff on scripting and recording the "Spotlight on Moreno Valley Business" videos for broadcast at City Council meetings and publication on the City's MVTV-3 cable television channel and YouTube site.
- Continue marketing efforts with the following areas of focus:
 - Enhance the City Image.

- Attend, participate, and promote the City at retail, office, and industrial tradeshows.
- Expand the Shop MoVal program.
- Advocate City positions on job creation and business expansion issues by working with the City Manager's Office.
- Explore opportunities to revive the Jobs / Education Initiative to create training linkages that facilitate employment of Moreno Valley's residents at new / local logistics facilities.
- Staff the Economic Development Subcommittee. Coordinate agenda topics, prepare agenda packets, and perform follow-up as needed.
- Provide staff support for City Council members who serve as Commissioners for the March Joint Powers Authority.
- Update and maintain the Department's external and internal web sites to keep information relevant and user-friendly.
- Draft and distribute business / development announcement press releases.
- Draft and distribute a business / development e-newsletter.

Economic Development Department

15/16 - New Position
16/17 - New Position




City of Moreno Valley
FY 2015/16 - 2016/17 Position Summary Report by Department

Department / Position Title		FY 2010/11 No.	FY 2011/12 No.	FY 2012/13 No.	FY 2013/14 No.	FY 2014/15 Adj.	FY 2014/15 No.	FY 2015/16 Adj.	FY 2015/16 No.	FY 2016/17 Adj.	FY 2016/ No.
<u>Economic Development</u>											
Asst to the City Manager	FT	-	-	-	-	1	1	(1)	-	-	-
Economic Dev Director	FT	-	-	-	-	1	1	-	1	-	-
Economic Dev Mgr	FT	-	-	-	-	-	-	1	1	-	-
Executive Asst I	FT	-	-	-	-	1	1	-	1	-	-
Management Analyst	FT	-	-	-	-	1	1	-	1	-	-
TOTAL - Economic Development		-	-	-	-	4	4	-	4	-	-

Attachment: Exhibit A - Proposed Budget Book [Revision 2] (1488 : PUBLIC HEARING ESTABLISHING APPROPRIATIONS (?GANN?) LIMIT FOR

**City of Moreno Valley
2015/16 - 2016/17 Proposed Budget
DEPARTMENT PROGRAM SUMMARY**

Department/Fund	Section	2012/13 Actual	2013/14 Actual	2014/15 Amended Budget	2015/16 Proposed Budget	Increase (Decrease) over/(under) 2014/15 Amended	2016/17 Proposed Budget	Increase (Decrease) over/(under) 2015/16 Proposed
22 Economic Development								
1010 GENERAL FUND	20010 CEDD - Admin	-	-	-	1,129,753	1,129,753	1,097,783	(31,970)
22 Economic Development Total		\$ -	\$ -	\$ -	\$ 1,129,753	\$ 1,129,753	\$ 1,097,783	\$ (31,970)



FINANCIAL & MANAGEMENT SERVICES DEPARTMENT

Description

The Financial & Management Services (FMS) Department provides a wide range of support services to other City departments. These services include budget coordination; financial reporting; payroll; billing and accounts receivable; accounts payable; cash management and investing; business licensing and cashiering; technology services including network administration and security, enterprise systems and database administration, geographic information systems, backbone infrastructure and telecommunications; as well as providing electric service to new development in residential, commercial and industrial areas. In addition, the Department also provides the administration of neighborhood preservation services to the public through the administration of various federal grant programs. Following is a description of the major functions that comprise the department.

Mission Statement

The mission of the Financial & Management Services Department is to effectively manage the City's finances and safeguard its assets through adherence to the highest ethical standards, sound internal controls, and meaningful financial reporting; effectively and efficiently administer the existing and future special districts and grant programs while maintaining a high standard of quality; and provide a high level of staff support and automation through the internal service functions of Technology Services.

Goals

Administration

- Update the Long Range Business Plan (LRBP) to keep the model current during FY 2014-15.
- Lead the feasibility review for a potential revenue ballot measure for the City, considering a ballot date in June or November 2015.
- Support and participate on the team developing an action plan to resolve the limitations presented by the substandard condition of Box Springs Mutual Water Company water system.
- Participate in the development of Quality of Life Programs for the citizens of the City to be implemented as revenues become available.
- Plan and prepare to conduct a debt issuance for the Moreno Valley Utility operation in 2015 to fund capital expansion projects.
- Lead the preparation and decision-making of the Two-Year FY 2015-16 and 2016-17 balanced budgets.
- Promote the development and implementation of transparent and timely financial information and reporting on the website.
- Lead the Customer Care Unit Steering Committee and activities as the Executive Liaison.

Financial Operations

- Complete the City's annual CAFR (Comprehensive Annual Financial Report) timely (by December 2015) and achieve no negative comments in the City's Management Letter, while achieving the GFOA's Certificate of Achievement of Excellence in Financial Reporting Award.
- Achieve a clean audit for the FY 2014/15 Financial Statements for the City, Community Services District and Successor Agency as of June 30, 2015.
- Successfully implement improvements to the electronic payroll processes to achieve efficiencies for the City and for each employee.
- Increase the use of financial tools such as project accounting and business analytics by other departments to improve the accuracy and timeliness of financial data being available to departments.
- Continue to meet biweekly payroll deadlines and “net 30” vendor payment terms throughout the fiscal year.
- Continue to publish the monthly payment register directly to our website within 30 days of the end of the month.
- To obtain an actuarial valuation report for Other Post-Employment Benefits (OPEB) liabilities in compliance with GASB standards.

Financial Resources

- Lead the development and approval of a Two-Year Citywide Budget for FY 2015-16 through FY 2016-17.
- Manage activities under the NSP1 and NSP3 programs including the acquisition, rehabilitation and resale of both single family and multifamily units.
- Manage and coordinate the various CBDG, HOME, and ESG grant activities.
- Implement the new Time and Material tracking program within Logos and oversee the ongoing administration of the program.
- Continue to work on the dissolution matters related to the former Redevelopment Agency.

Electric Utility/Moreno Valley Utility (“MVU”)

- Continue to develop and expand the Moreno Valley Electric Utility to ensure economic viability by performing the following:
 - Begin building reserves as recommended in the Cost-of-Service Study.
 - Pay outstanding debt to Special Districts.
 - Work with Finance Operations Division to audit fixed asset listing and establish procedures for capturing assets.
 - Maintain and update 10 year financial/energy forecast.
 - Ensure that purchases of energy-related products are at the lowest possible cost while striving to comply with state mandates for renewable energy and capacity.
 - Manage capital projects designed to expand the electric system to accommodate customer demand; in particular, Kitching Substation.

- Develop and implement a Financial Reserve Policy for MVU to provide guidance on recommended reserve levels.
- Develop and implement a disaster preparedness procedure for MVU.
- Expand existing public purpose programs to include demand response programs for both commercial and residential customers.
- Expand the use of electric facility maps through mobile GIS.
- Continue to identify and improve internal processes that will enhance service to MVU customers, both internal and external.

Technology Services

- Begin the planning and implementation phases of a multi-year project to replace the Development Services software. Incorporate as many divisions as possible into the new software, include citizen and developer access features, and investigate including online plan submittals.
- Expand the Citywide Fiber System to include the utility substation on Moreno Beach.
- Complete building the Box Springs Communications site and transfer microwave equipment from the rented tower to the new, owned tower.
- Adapt the Financials, Human Resources, and Payroll ERP system to give the City's financial staff a state-of-the-art platform on which to operate.
- Maintain and enhance the citywide camera system that contributes to more effective policing, more effective management of traffic and parks, and is able to accommodate additional cameras from other Departments.
- Continue connecting traffic signals to City Hall with Fiber Channel lines instead of copper in order to facilitate traffic signal replacements, the Traffic Management Center, and the addition of traffic cameras.
- Complete the City's Excellence in Information Technology Practices application and achieve the statewide, peer-reviewed award from MISAC.

Treasury Operations

- Issue 2015 Lease Revenue Bonds (\$25 million)
- Implement Logos Revenue Collections module
- Develop and formulate structure for new Miscellaneous Billing (Accounts Receivable) process. Update the Treasury Operations website
- Increase utilization of the on-line Business License Renewal Program by promoting the program through channels such as the Chamber of Commerce, MVTV-3, direct mail and other cost effective means.
- Monitor and update the Investment Policy as necessary to reflect current issues and best practices in the fixed income/securities industry.
- Complete and implement the results of the comprehensive city-wide fee revision study.
- Complete implementation of EMV ready credit card processes in City Hall, Parks and Community Services and the Senior Center.
- Train all city staff on new processing rules related to the new EMV (Eurocard, Mastercard, Visa) credit card readers

14/15 Accomplishments

Financial Operations

- Achieved a clean audit (an unqualified audit opinion) for the FY 2013/14 Annual Financial Statements for the 31st consecutive year.
- Produced the Comprehensive Annual Financial Report (CAFR) for the FY 2013/14 by December 31st and received the Government Finance Officers Association's (GFOA) Certificate of Achievement for Excellence in Financial Reporting award.
- Consistently met biweekly payroll deadlines and "net 30" vendor payment terms throughout the fiscal year.
- Managed an electronic timesheet system to improve the accuracy of reported time and to provide detailed support of hours charged to projects.
- Increased the volume of vendor payments transmitted electronically, improving the process efficiencies in accounts payable by reducing the number of checks staff disburses.
- Provided financial and time entry software training to all employees in a platform that enabled knowledge sharing, guidance, and recommended best practices.
- Transitioned the publication of our monthly payment register from a council consent item to a direct website publication that enabled the report to be available to the public in a more efficient manner.

Financial Resources

- Produced the Adopted Operating Budget Book for the FY 2013/14 – 2014/15 and received the California Society of Municipal Finance Officers (CSMFO) Meritorious Achievement Award. Completed quarterly budget reviews and updates.
- Updated Cost Allocation Plan, developed application model across City organization, implemented Cost Allocation in 15/16 Budget
- Developed and Implemented a Centralized Time & Materials Program for multi-million dollar commercial projects providing centralized deposits, time tracking, and accounting; consolidated rates with overhead; monthly reporting to developers, and timely refund procedures.
- Reconciled and cleared over \$300,000 of miscellaneous funds on deposit with the City
- Managed and reconciled the allocation of CDBG, HOME, ESG, and NSP grant programs.

Electric Utility/Moreno Valley Utility ("MVU")

- Developed and implemented an Energy Risk Management Policy to manage and minimize risks associated with power purchases
- Completed construction of Moreno Valley South 33 kV substation, designed to improve reliability and operational flexibility for customers in the South Industrial area
- Developed and implemented a Financial Reserve Policy to provide guidelines for recommended reserve levels and hierarchy of funding those reserves

- Updated the 10-year energy forecast
- Updated the Cost-of-Service and Rate Design Study to ensure that MVU's rates are adequately recovering the electric system's cost of service
- Partnered with Facilities Division for the installation of four Ice Bear units and replacement of the existing air conditioning units at the Animal Shelter
- Provided over \$1 million in rebates to 154 residential customers who installed solar systems on their homes
- Expanded energy efficiency programs to include residential customers and all commercial customers
- Provided economic development rate incentive to Decker's Outdoor Corporation
- Implemented a payment plan for the outstanding debt to Special Districts
- Executed a power purchase agreement with Whitney Point Solar, LLC for the purchase of solar energy to meet state mandated renewable energy requirements
- Created a quarterly newsletter for commercial customers to promote MVU's programs and services

Technology Services

- Received 13th consecutive award from the Municipal Information Systems Association of California (MISAC) for outstanding practices in the Information Technology field; this is the highest award possible from the statewide technology association.
- Maintained 99.99% uptime for citywide systems during working hours.
- Upgraded or replaced approximately 73 staff computers due to the age of the computer.
- Continued to expand Voice Over Internet Protocol (VOIP) phone installations; City Hall, the Annex, and CRC have all been upgraded to VOIP systems. VOIP phones reduce management, cabling, and maintenance costs.
- The City e-mail system received approximately 844,101 e-mails since December 2014. 568,000 e-mails were marked as SPAM and 1,884 e-mails were viruses. 64% of all e-mails received by the server were SPAM.
- Automated the deployment of 12 applications. Deploying applications using Microsoft automation tools reduces staff time by not having to physically visit each computer to install software.
- Network Operations closed a total of 534 helpdesk tickets.
- Completed annual physical computer inventory in February 2015.
- Completed City Hall 1st floor reconfiguration. Replaced old voice and data cabling in all reconfigured furniture and added additional data locations throughout the first floor.
- Completed 800 Mhz radio frequency reconfiguration as mandated by the FCC.
- Installed new and enhanced e-mail SPAM filter.
- Setup reverse proxy server for online applications requiring it.
- Connected Cottonwood Golf Center to the network.
- Upgraded ERC (Employment Resource Center) DSL Internet connection to a commercial grade T1 connection.
- Installed and configured enhanced Internet filter.
- Transitioned Library technical services to LSSI.

- Aided Transportation Engineering by setting up network switches to expand our network to 10 more intersections.
- Reconfigured e-mail retention policies citywide when released from most Federal and County subpoenas.
- Setup 6 new servers for new applications.
- Completed PCI (Payment Card Industry) patch installation to retain compliance certification.
- Enterprise Systems and GIS closed a total of 557 helpdesk tickets during the period July 1, 2014 to February 27, 2015.
- Replaced orthophotography wall maps in offices, conference rooms, and public areas.
- Redesigned Financial & Management Services' Bottom-Line newsletter.
- Coordinated and hosted the first "virtual" Logos Users Group of Southern California (LUGS) meeting for 57 attendees from agencies located throughout the western United States.
- Completed software and hardware modifications to automate the Retiree Medical Reimbursement Program.
- Redesigned the Payment Register Report to enable staff to execute it themselves.
- Implemented Logos Position Budgeting for Financial Resources.
- Completed Logos and Permits Plus enhancements to support Financial Resources' Miscellaneous Billing program for Time & Materials projects.
- Worked with HR to provide 2015 online processing of the annual Open Enrollment of health, dental, and vision insurance in addition to flexible spending accounts for health and child care expenses.
- Implemented Logos Dynamic Reporting and Dashboards.
- Identified, reviewed, negotiated, and completed agreement to implement Accela Legislative Management
- Managed the development and roll out of the City's first smartphone application.
- Developed and produced State of the City exhibits.
- Produced and provided FEMA Flood Study Exhibits and Annual Reports, updates to the Group Home GIS layer, World Logistic General Plan exhibits, Specific Plan/LandUse/Zonning layer updates and exhibits, urbanization analysis, and zone changes in the GIS system.
- Completed major updates to Special District's Zone D data, periodic updates to the streetlight inventory and atlas, the annual Fixed Charges export, zone renaming, and exhibits.
- Mapped Bike Routes, updated bridge, road, sign and sidewalk inventories and exhibits, and performed analysis and upgrades for the Transportation Engineering and Maintenance & Operations Divisions.
- Supported ADA Inventory Program with GIS data, maps, and analysis.
- Coordinated interviews and business process reviews of all Development Services related divisions.
- Managed the selection process for a new enterprise Community Development solution.
- Provided Emergency Operations with new maps, updates to all GIS data on stationary and mobile devices, software upgrades, and assisted with the review and reconfiguration of the WebEOC application.

- Produced exhibits for Economic Development's ICSC Conference booth.
- Provided analysis of response times for the Fire Department.
- Updated Strong Motion Impact Fee calculation for Building & Safety.
- Completed CRM 2011 code review and upgrade, setup new CRM 2013 system and database servers, and setup online portal for Public Records Requests.
- Implemented Chameleon Post Master for Animal Services to electronically notify animal rescue groups of at-risk pets, developed and produced new GIS wall maps and atlases, and set new service area boundaries for Animal Services Dispatch.
- Provided custom data for the Franchise Tax Board through the SWIFT system.
- Continued development and support of custom Logos export processes for CalGoVEBA, TAG, and CalPERS reporting.
- Upgraded SimpleSigns and SimpleSync for Transportation Engineering, AutoCAD for Capital Projects, Time Matters for the City Attorney, Logos.NET for the Financial & Management Services, AutoCAD for Capital Projects, Commercial & Residential Combination Permits for Building & Safety, ArcGIS and ArcServer for the citywide GIS system.
- Completed annual MSHCP, FEMA, Housing Element, and NPDES mandatory reporting.
- Updated the GIS Hazard Reduction mobile applications and files used by Fire Prevention to begin the 2015 inspection and abatement program.
- Provided updates to the SDRS (Scanned Documents Retrieval System) GIS website for Land Development and Capital Projects.
- Updated the GIS Hazard Reduction mobile applications and files used by Fire Prevention to complete the 2015 inspection and abatement program. The mobile application provides accurate locational features, inspection result entry, and it is integrated with Permits Plus for notices, invoicing, and reporting.
- Provided all Moreno Valley Utility maps and reports and completed required updates to its Intranet webpages. The Electrical Utility Projection Load Mappings repository includes all conditioned projects, reimbursement lines, reimbursement agreements, and MOUs. It is used to plan future electrical needs and provides an inventory of all current and completed projects.
- Completed updates to the MVU GIS database that included over 250 as-built sheets which now appear on the Intranet site and in the GIS atlas.
- Identified new streetlights as they were activated, and completed updates to the GIS data layer and database to keep the streetlight inventory current on both the intranet and Internet sites.
- Completed initializing 2015/16 Capital Improvement Projects application; developed and produced annual maps; provided analysis, project exhibits, and informational displays.

Treasury Operations

- Staff increased efforts to educate the public by trying additional steps besides notices in the business license renewal packets. These additional steps included notification through the Chamber of Commerce, notices shown on MVTV-3 and a direct mail campaign to businesses. Due to this effort we continue so see improvement in the utilization of the on-line service. The

utilization trend data is as follows: CY 2011 – 861 on-line renewals totaling \$131,000

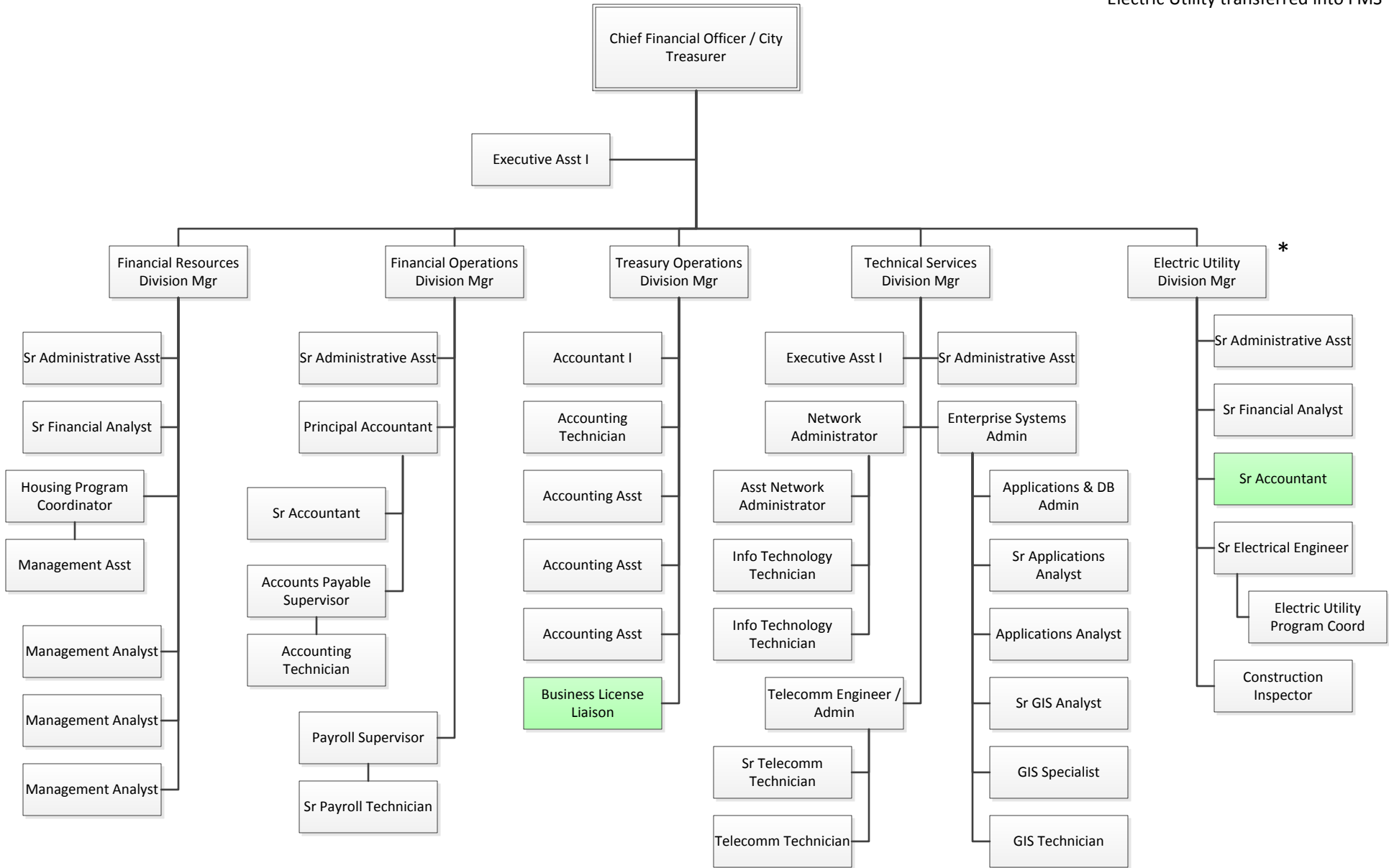
- CY 2012 – 916 on-line renewals totaling \$144,000
- CY 2013 – 1,199 on-line renewals totaling \$190,000
- Signed contract for comprehensive city-wide user fee analysis.
- Updated Investment Policy for City Council review and approval
- Prepared Annual Development Impact Fee Report (AB1600) for City Council review and approval
- Prepared the annual Gann calculation which establishes appropriation limits as directed by Proposition 13.
- Processed approximately 7,000 business licenses
- Issued RFP and signed contracts related to Bond Financing Team services
- Issued RFP and signed contracts related to Investment Advisory services
- Issued RFP for financial audit services
- Monitored the investment program, both the portfolios managed in-house and managed by contracted fund managers to ensure the funds are being managed in a manner consistent with the City's Investment Policy.
- Issued 2013 Total Road Improvement Bonds totaling \$20 million to fund street and road projects.
- Issued 2013 and 2014 Refunding Lease Revenue Bonds totaling \$11.6 million and \$25.3 million respectively to completely refund the 2005 Lease Revenue Bonds
- Developed Continuing Disclosure/Annual Report surveillance program with assistance from Willdan.
- Developed Investor Relations web-page for communicating the City's debt management program to the public and the investment community.
- Processed more than 30,000 cash receipt transactions at front counter
- Identified potential solutions to replace expired contract related to UUT Audit services
- Installed new EMV ready credit card readers in preparation of new credit card regulations that take effect Oct 2015.

Financial & Management Services Department

15/16 - New Position

16/17 - New Position

* Electric Utility transferred into FMS



Attachment: Exhibit A - Proposed Budget Book [Revision 2] (1488 : PUBLIC HEARING ESTABLISHING

City of Moreno Valley
FY 2015/16 - 2016/17 Position Summary Report by Department

Department / Position Title		FY 2010/11 No.	FY 2011/12 No.	FY 2012/13 No.	FY 2013/14 No.	FY 2014/15 Adj.	FY 2014/15 No.	FY 2015/16 Adj.	FY 2015/16 No.	FY 2016/17 Adj.	FY 2016/ No.
Financial & Management Services											
Accountant I	FT	2	2	2	2	-	2	(1)	1	-	-
Accounting Asst	FT	5	3	3	3	-	3	-	3	-	-
Accounting Technician	FT	2	2	2	2	-	2	-	2	-	-
Accounts Payable Supervisor	FT	1	1	1	1	-	1	-	1	-	-
Administrative Asst	FT	-	-	-	-	-	-	-	-	-	-
Applications & DB Admin	FT	1	1	1	1	-	1	-	1	-	-
Applications Analyst	FT	1	1	1	1	-	1	-	1	-	-
Asst Network Administrator	FT	1	1	1	1	-	1	-	1	-	-
Asst. Applications Analyst	FT	-	-	-	-	-	-	-	-	-	-
Budget Officer	FT	1	-	1	-	-	-	-	-	-	-
Business License Liaison	FT	-	-	-	-	-	-	1	1	-	-
Chief Financial Officer/City Treas	FT	1	1	1	1	-	1	-	1	-	-
Construction Inspector	FT	-	-	-	-	-	-	1	1	-	-
Electric Utility Division Mgr	FT	-	-	-	-	-	-	1	1	-	-
Electric Utility Program Coord	FT	-	-	-	-	-	-	1	1	-	-
Enterprise Systems Admin	FT	1	1	1	1	-	1	-	1	-	-
Executive Asst I	FT	1	-	1	1	-	1	1	2	-	-
Financial Operations Div Mgr	FT	1	1	1	1	-	1	-	1	-	-
Financial Resources Div Mgr	FT	-	-	-	1	-	1	-	1	-	-
GIS Administrator	FT	1	1	1	1	(1)	-	-	-	-	-
GIS Specialist	FT	1	1	1	1	-	1	-	1	-	-
GIS Technician	FT	1	1	-	-	1	1	-	1	-	-
Housing Program Coordinator	FT	-	-	-	-	1	1	-	1	-	-
Info Technology Technician	FT	2	2	2	2	-	2	-	2	-	-
Landscape Development Coord	FT	1	1	-	-	-	-	-	-	-	-
Landscape Irrigation Tech	FT	1	1	1	1	-	1	(1)	-	-	-
Landscape Svcs Inspector	FT	7	5	3	2	-	2	(2)	-	-	-
Landscape Svcs Supervisor	FT	-	-	-	-	1	1	(1)	-	-	-
Management Analyst	FT	1	1	2	2	1	3	-	3	-	-
Management Asst	FT	-	-	-	-	1	1	-	1	-	-
Network Administrator	FT	1	1	1	1	-	1	-	1	-	-
Payroll Supervisor	FT	1	1	1	1	-	1	-	1	-	-
Principal Accountant	FT	1	1	1	1	-	1	-	1	-	-
Spec Dist Budg & Accting Spvr	FT	1	-	-	-	-	-	-	-	-	-
Spec Districts Div Mgr	FT	1	1	1	1	-	1	(1)	-	-	-
Special Districts Prog Mgr	FT	1	1	1	1	-	1	(1)	-	-	-
Sr Accountant	FT	1	1	1	1	-	1	1	2	-	-
Sr Administrative Asst	FT	6	3	3	3	1	4	-	4	-	-
Sr Applications Analyst	FT	-	-	-	-	1	1	-	1	-	-
Sr Electrical Engineer	FT	-	-	-	-	-	-	1	1	-	-
Sr Financial Analyst	FT	-	-	-	-	1	1	1	2	-	-
Sr GIS Analyst	FT	1	1	1	1	-	1	-	1	-	-
Sr IT Technician	FT	-	-	-	-	-	-	-	-	-	-
Sr Landscape Svcs Inspector	FT	1	1	1	1	(1)	-	-	-	-	-
Sr Management Analyst	FT	1	1	1	1	1	2	(2)	-	-	-
Sr Office Asst	FT	1	-	-	-	-	-	-	-	-	-
Sr Payroll Technician	FT	1	1	1	1	-	1	-	1	-	-
Sr Telecomm Technician	FT	1	1	1	1	-	1	-	1	-	-
Technology Services Div Mgr	FT	1	1	1	1	-	1	-	1	-	-
Telecomm Engineer / Admin	FT	1	1	1	1	-	1	-	1	-	-
Telecomm Technician	FT	1	1	1	1	-	1	-	1	-	-
Treasury Operations Div Mgr	FT	1	1	1	1	-	1	-	1	-	-
TOTAL - Financial & Management Svcs		56	45	44	43	7	50	(1)	49	-	4

Attachment: Exhibit A - Proposed Budget Book [Revision 2] (1488 : PUBLIC HEARING ESTABLISHING APPROPRIATIONS (?GANN?) LIMIT FOR

**City of Moreno Valley
2015/16 - 2016/17 Proposed Budget
DEPARTMENT PROGRAM SUMMARY**


Department/Fund	Section	2012/13 Actual	2013/14 Actual	2014/15 Amended Budget	2015/16 Proposed Budget	Increase (Decrease) over/(under) 2014/15 Amended	2016/17 Proposed Budget	Increase (Decrease) over/(under) 2015/16 Proposed
30 Financial & Management Svcs								
1010 GENERAL FUND	20050 Successor Agy - General Fund	-	-	2,263	-	(2,263)	-	-
	25010 FMS Admin	459,182	464,156	394,769	372,150	(22,619)	376,123	3,973
	25011 FMS Projects	3,000	18,810	105,500	105,500	-	105,500	-
	25020 Financial Resources	-	126,848	527,005	596,838	69,833	608,655	11,817
	25110 Financial Operations	1,157,083	632,912	678,339	546,745	(131,594)	556,174	9,429
	25111 Payroll	2,458	173,728	219,155	204,441	(14,714)	211,147	6,706
	25112 Accounting	-	207,323	251,138	251,004	(134)	258,533	7,529
	25113 Accounts Payable	-	195,820	196,460	212,014	15,554	216,144	4,130
	25210 Treasury Ops/Accts Receivable	983,277	1,025,107	1,148,370	1,208,500	60,130	1,193,735	(14,765)
	25211 Cashiering	5	-	-	-	-	-	-
	25410 Enterprise Applications	-	-	-	1,724,972	1,724,972	1,752,309	27,337
	25411 Network Operations	-	-	-	907,662	907,662	916,689	9,027
	25412 Telecommunications	-	-	-	763,579	763,579	751,466	(12,113)
	25413 Geographic Information Systems	-	-	-	603,100	603,100	650,447	47,347
	80010 CIP - Miscellaneous	(1)	-	-	-	-	-	-
2006 SPEC DIST ADMIN	25701 Special Districts - General	824,383	659,811	872,023	-	(872,023)	-	-
	25702 Special Districts - M&O On Call	158	-	105	-	(105)	-	-
2010 CFD #4M	25804 CFD No 4-M	55,054	-	-	-	-	-	-
2300 MISCELLANEOUS GRANTS	73312 Spay Neuter Grants for AS	-	-	291,170	175,624	(115,546)	175,624	-
2506 HOME(FEDERAL)	72657 Home Administration	-	-	921,329	516,846	(404,483)	516,846	-
2507 NEIGHBORHOOD STABILIZATION PROG	72701 NSP 1	-	-	3,800,000	-	(3,800,000)	-	-
	72703 NSP 3	-	-	1,900,000	240,934	(1,659,066)	248,894	7,960
2510 EECBG	73512 Strategy Task Force	40,710	-	-	-	-	-	-
	73513 ArcLogistics Software	1,040	-	-	-	-	-	-
	73515 EECG Grant Administration	1,200	-	-	-	-	-	-
	73516 Bike Rack Project	8,407	-	-	-	-	-	-
2512 COMM DEV BLOCK GRANT (CDBG)	72611 CDBG Program	-	-	1,659,678	1,049,025	(610,653)	1,339,025	290,000

**City of Moreno Valley
2015/16 - 2016/17 Proposed Budget
DEPARTMENT PROGRAM SUMMARY**

Department/Fund	Section	2012/13 Actual	2013/14 Actual	2014/15 Amended Budget	2015/16 Proposed Budget	Increase (Decrease) over/(under) 2014/15 Amended	2016/17 Proposed Budget	Increase (Decrease) over/(under) 2015/16 Proposed
2050 CFD 2014-01	25722 CFD 2014-01	-	-	5,700	-	(5,700)	-	-
3000 FACILITY CONSTRUCTION	80003 CIP - Buildings	1,275,117	-	-	-	-	-	-
4011 ASSMT DIST 98-1 DEBT SERVICE	25802 AD No 98-1	-	-	2,800	-	(2,800)	-	-
4019 CFD#5 STONERIDGE	25805 CFD No 5	373,411	381,633	389,900	-	(389,900)	-	-
4800 SUCCESSOR AGENCY ADMIN FUND	20801 Successor Agency Admin	-	-	250,000	250,000	-	250,000	-
	20802 Successor Agency Operating Fund	-	-	2,070,148	1,424,317	(645,831)	1,424,317	-
4851 SUCSR AGENCY DEBT SERVICE	20830 Successor Agcy 2007 TABS A Debt S	-	-	2,275,000	2,250,200	(24,800)	2,251,200	1,000
5012 LMD 2014-01	25703 Street Lighting	1,501,788	1,506,095	1,627,780	-	(1,627,780)	-	-
5013 ZONE E EXTENSIVE LANDSCAPE	25705 Zone E Extensive Landscape	730,085	708,097	51,713	-	(51,713)	-	-
	25706 Zone E-1	136,185	170,975	-	-	-	-	-
	25707 Zone E-1A	29,225	34,263	-	-	-	-	-
	25708 Zone E-2	223,499	259,010	-	-	-	-	-
	25709 Zone E-3	247,049	264,224	-	-	-	-	-
	25710 Zone E-3A	11,742	12,561	-	-	-	-	-
	25711 Zone E-4	183,091	195,296	-	-	-	-	-
	25712 Zone E-4A	6,077	13,561	-	-	-	-	-
	25713 Zone E-7	82,641	79,655	94,600	-	(94,600)	-	-
	25714 Zone E-8	25,903	40,665	328,800	-	(328,800)	-	-
	25715 Zone E-12	31,476	100,291	-	-	-	-	-
	25716 Zone E-14	82,440	129,225	-	-	-	-	-
	25717 Zone E-15	21,247	22,739	-	-	-	-	-
	25718 Zone E-16	49,500	45,129	-	-	-	-	-
5014 LMD 2014-02	25721 LMD 2014-02	-	-	2,404,405	-	(2,404,405)	-	-
5015 CFD 2014-01	25722 CFD 2014-01	-	-	-	-	-	-	-
5110 ZONE C ARTERIAL ST LIGHTS	25703 Street Lighting	743,378	843,499	960,571	-	(960,571)	-	-
5111 ZONE D STANDARD LANDSCAPE	25704 Zone D Standard Landscape	966,225	1,042,870	1,238,148	-	(1,238,148)	-	-
5112 ZONE M MEDIANS	25719 Zone M	225,910	244,721	283,194	-	(283,194)	-	-
5114 ZONE S	25720 Zone S	52,008	47,422	95,755	-	(95,755)	-	-
	45510 Electric Utility - General	-	-	-	18,809,614	18,809,614	18,508,368	(301,246)

**City of Moreno Valley
2015/16 - 2016/17 Proposed Budget
DEPARTMENT PROGRAM SUMMARY**

Department/Fund	Section	2012/13 Actual	2013/14 Actual	2014/15 Amended Budget	2015/16 Proposed Budget	Increase (Decrease) over/(under) 2014/15 Amended	2016/17 Proposed Budget	Increase (Decrease) over/(under) 2015/16 Proposed
	45511 Public Purpose Program	-	-	-	1,780,147	1,780,147	1,895,183	115,036
6011 ELECTRIC - RESTRICTED ASSETS	45511 Public Purpose Program	-	-	-	960,000	960,000	1,008,000	48,000
6020 2007 TAXABLE LEASE REVENUE BONDS	45520 2007 Taxable Lease Rev Bonds	-	-	-	1,831,700	1,831,700	1,834,700	3,000
7210 TECHNOLOGY SERVICES	25410 Enterprise Applications	1,312,417	1,362,580	1,689,862	-	(1,689,862)	-	-
	25411 Network Operations	1,170,388	1,335,276	1,104,848	-	(1,104,848)	-	-
	25412 Telecommunications	810,323	690,511	734,329	-	(734,329)	-	-
	25413 Geographic Information Systems	685,388	540,669	657,664	-	(657,664)	-	-
	25452 Records Management System	23,526	13,869	-	-	-	-	-
	25453 ERP Replacement Project	363,733	34,245	-	-	-	-	-
	80003 CIP - Buildings	-	16,823	-	-	-	-	-
	80009 CIP - Underground Utilities	26,800	-	-	-	-	-	-
	80010 CIP - Miscellaneous	1,329,231	544,655	-	-	-	-	-
7220 TECHNOLOGY SERVICES ASSET FUND	25410 Enterprise Applications	-	-	79,691	-	(79,691)	-	-
	25411 Network Operations	-	-	210,432	134,000	(76,432)	159,000	25,000
	25412 Telecommunications	-	-	152,548	85,000	(67,548)	85,000	-
	25451 Class Recreation Software Imp	-	-	33,200	33,200	-	-	(33,200)
	25452 Records Management System	-	-	74,443	74,443	-	-	(74,443)
	25453 ERP Replacement Project	-	-	432,274	20,000	(412,274)	-	(20,000)
	25455 TS Application Projects	-	-	2,077,000	-	(2,077,000)	-	-
	80003 CIP - Buildings	-	-	623,177	-	(623,177)	-	-
	80009 CIP - Underground Utilities	-	-	114,940	-	(114,940)	-	-
7310 FACILITIES MAINTENANCE	80003 CIP - Buildings	0	1,461	2,000	-	(2,000)	-	-
8884 HOUSING AUTHORITY	20601 Housing Authority	-	-	125,000	72,000	(53,000)	72,000	-
30 Financial & Management Svcs Total		\$ 16,255,760	\$ 14,186,535	\$ 33,157,226	\$ 37,203,555	\$ 4,046,329	\$ 37,365,079	\$ 161,524



FIRE DEPARTMENT

Description

The Fire Department operates seven fire stations and a Fire Prevention Bureau that provides fire suppression, emergency medical, rescue, and hazardous materials response as well as fire prevention services to the citizens of Moreno Valley. The equipment utilized by the department has the versatility to respond to both urban and rural emergency conditions. Through a Cooperative Fire Services Agreement with CAL FIRE/Riverside County Fire, the City has access to additional emergency equipment such as brush engines, firefighting aircraft, hazardous materials unit, fire crews and breathing support units. The Office of Emergency Management and Volunteer Services program provides a wide variety of training to both employees and the community. Additionally, this program is tasked with preparing the City for any emergency situation through mitigation, preparedness, response, and recovery for a variety of natural or man-made disasters that may occur in the community.

Mission Statement

The Fire Department serves the community with pride, integrity, and professionalism while providing quality emergency services to protect and preserve life and property of its citizens when exposed to fires, medical emergencies, natural or man-made disasters, hazardous materials incidents, and rescue emergencies in a safe, efficient and cost effective manner as a result of a cooperative, regionalized fire and rescue delivery system with the Riverside County Fire Department. To minimize the impact of natural or man-made disasters by identifying and mitigating known hazards and to enhance our response to these disasters by providing quality training to the community on disaster preparedness, response, and recovery.

~Core Values~

Safety – Leadership – Integrity – Competence – Customer Service

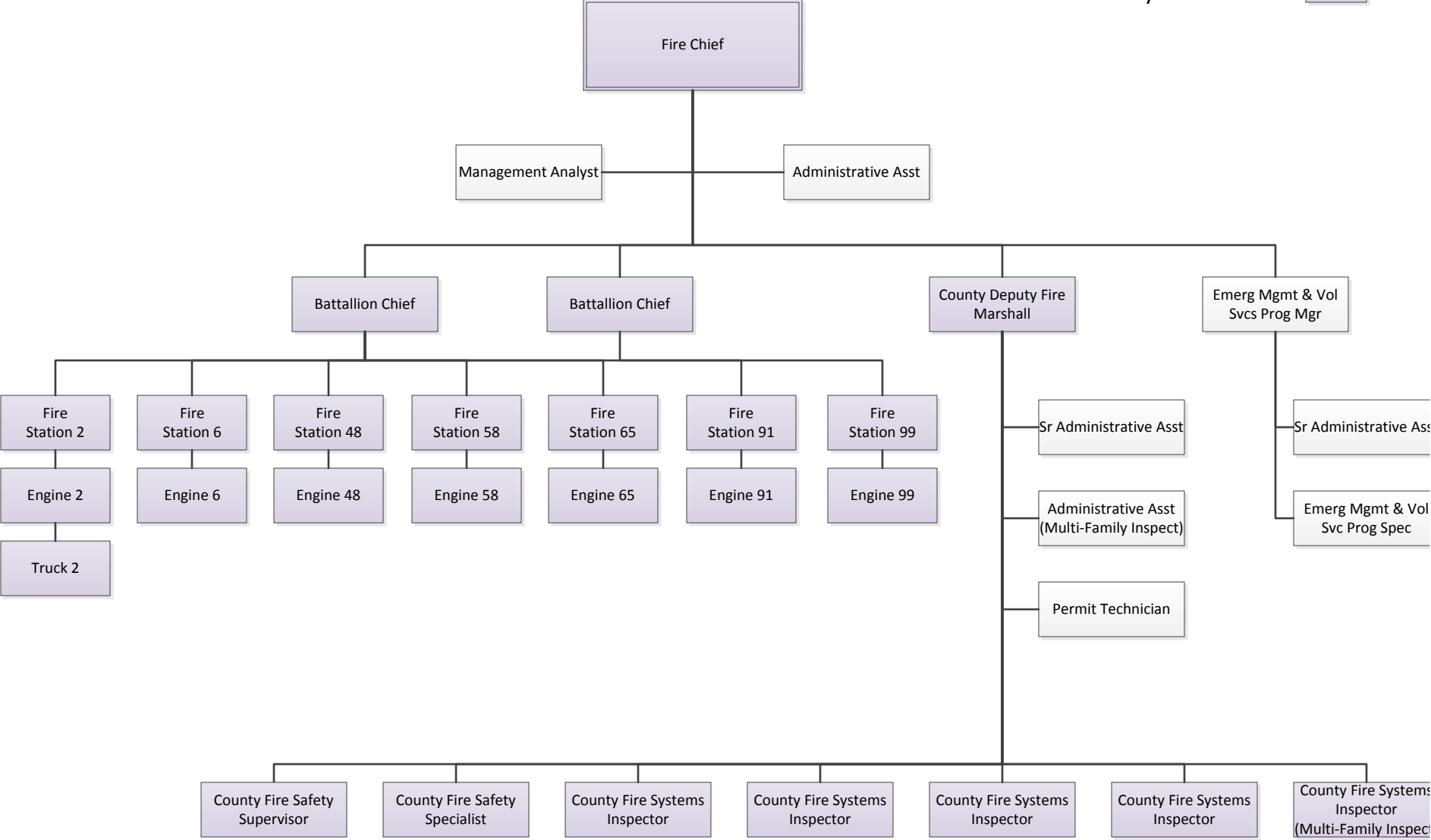
Goals

- The goal of Fire Operations is to respond to emergency calls for service from the community within 5 minutes of dispatch 90% of the time and to provide quality emergency services while protecting the life and property of the citizens of Moreno Valley.
- The goals of the Fire Prevention Division are:
 - Perform plan reviews within 10 working days 90% of the time or greater.
 - Perform all new construction inspections within 48 hours of request unless otherwise requested by the customer.
 - Conduct fire & life safety inspections annually in all businesses and state regulated occupancies.
 - Respond to citizen concerns within 48 hours of contact.
 - Through efficiency and expediency, our goal is to ensure a reasonable degree of community safety exists for all stakeholders at all times.

- The goal of Office of Emergency Management is to ensure that all City staff have met the minimum Standardized Emergency Management System (SEMS) training standards and to provide training to 100% of Emergency Operations Center staff members in preparation for an Emergency Operations Center activation or exercise.

Fire Department

15/16 - New Position ■
 16/17 - New Position ■
 County Contract ■



Attachment: Exhibit A - Proposed Budget Book [Revision 2] (1488 : PUBLIC HEARING ESTABLISHING

City of Moreno Valley
FY 2015/16 - 2016/17 Position Summary Report by Department

Department / Position Title		FY	FY	FY	FY	FY	FY	FY	FY		
		2011/12 No.	2012/13 No.	2013/14 No.	2014/15 Adj.	2014/15 No.	2015/16 Adj.	2015/16 No.	2016/17 Adj.	2016/17 No.	
<u>Fire Prevention</u>											
	Administrative Asst	FT	-	1	2	-	2	-	2	-	2
	Emerg Mgmt & Vol Svc Prog Spec	FT	1	1	1	-	1	-	1	-	1
	Emerg Mgmt & Vol Svc Prog Spec	P/T	-	-	-	-	-	-	-	-	-
	Emerg Mgmt & Vol Svcs Prog Mgr	FT	1	1	1	-	1	-	1	-	1
	Executive Asst I	FT	-	1	1	-	1	(1)	-	-	-
*	Fire Inspector I	FT	-	-	2	-	2	(2)	-	-	-
	Fire Inspector I I	FT	2	2	2	(1)	1	(1)	-	-	-
	Fire Marshall	FT	1	1	1	(1)	-	-	-	-	-
	Fire Safety Specialist	FT	1	1	2	(1)	1	(1)	-	-	-
	Management Asst	FT	1	1	-	-	-	-	-	-	-
	Management Analyst	FT	-	-	1	-	1	-	1	-	1
	Office Asst	FT	1	1	1	(1)	-	-	-	-	-
	Permit Technician	FT	1	1	1	-	1	-	1	-	1
	Sr Administrative Asst	FT	-	-	-	1	1	1	2	-	2
	Sr Office Asst	FT	-	-	-	-	-	-	-	-	-
TOTAL - Fire Prevention			9	11	15	(3)	12	(4)	8	-	8

* The Position Summary reflects the conversion of certain temporary positions into full time career positions.

Department / Position Title		FY	FY	FY	FY	FY	FY	FY	FY		
		2011/12 No.	2012/13 No.	2013/14 No.	2014/15 Adj.	2014/15 No.	2015/16 Adj.	2015/16 No.	2016/17 Adj.	2016/17 No.	
<u>Fire Prevention (Sworn)</u>											
	Deputy Fire Marshall		-	-	-	1	1	-	1	-	1
	Fire Safety Supervisor		-	-	-	1	1	-	1	-	1
	Fire Safety Specialist		-	-	-	1	1	-	1	-	1
	Fire Systems Inspector		-	-	-	5	5	-	5	-	5
TOTAL - Fire Prevention (Sworn)			-	-	-	8	8	-	8	-	8
<u>Fire (Sworn)</u>											
	Division Chief		1	1	1	-	1	-	1	-	1
	Battalion Chiefs		2	2	2	-	2	-	2	-	2
	Fire Apparatus Engineers		20	22	20	-	20	-	20	-	20
	Fire Apparatus Engineer Paramedics		2	2	2	-	2	-	2	-	2
	Fire Captain		21	23	21	(1)	20	-	20	-	20
	Firefighter II (truck companies)		10	10	3	-	3	-	3	-	3
	Firefighter II Paramedics		15	18	21	-	21	-	21	-	21
TOTAL - Fire (Sworn)			71	78	70	(1)	69	-	69	-	69


* Fire Station 99 was opened in FY 2012/13.

** Three Firefighter II positions were converted to Firefighter II Paramedic positions.

Attachment: Exhibit A - Proposed Budget Book [Revision 2] (1488 : PUBLIC HEARING ESTABLISHING APPROPRIATIONS (?GANN?) LIMIT FOR

**City of Moreno Valley
2015/16 - 2016/17 Proposed Budget
DEPARTMENT PROGRAM SUMMARY**

Department/Fund	Section	2012/13 Actual	2013/14 Actual	2014/15 Amended Budget	2015/16 Proposed Budget	Increase (Decrease) over/(under) 2014/15 Amended	2016/17 Proposed Budget	Increase (Decrease) over/(under) 2015/16 Proposed
40 Fire								
1010 GENERAL FUND	30110 Fire Operations	14,339,946	14,424,992	15,998,544	15,763,866	(234,678)	16,467,787	703,921
	30210 Fire Prevention Inspections	294,754	433,488	565,703	389,472	(176,231)	392,491	3,019
	30211 Fire Prevention	905,352	1,003,584	1,117,162	1,466,237	349,075	1,518,657	52,420
	30310 Office of Emergency Mgmt & Vol	695,269	683,655	734,305	436,241	(298,064)	443,317	7,076
2014 EMERGENCY SERVICES AGENCY FINES	30150 AMR Emergency Fines	-	65,564	80,000	44,000	(36,000)	44,000	-
2503 EMPG-EMERGENCY MGMT GRANT	74101 EMPG (through FY13/14)	76,795	49,770	-	-	-	-	-
	74102 SHSG Grant-FY 11	-	29,550	-	-	-	-	-
	74103 SHSG Grant-FY 12	3,726	24,217	-	-	-	-	-
	74104 SHSG Grant-FY 13	-	9,600	22,745	-	(22,745)	-	-
	74105 EMPG - Emergency Mgmt Prepare	-	-	55,222	75,700	20,478	75,700	-
	74106 HSGP Grant-FY 14	-	-	31,688	-	(31,688)	-	-
	74110 UASI Training Grant- FY 10	4,738	-	-	-	-	-	-
	74111 UASI Training Grant- FY 11	681	(1)	-	-	-	-	-
2511 FY10 EOC GRANT	74011 EOC Grant	91,649	-	-	-	-	-	-
	80003 CIP - Buildings	127,674	-	-	-	-	-	-
40 Fire Total		\$ 16,540,584	\$ 16,724,419	\$ 18,605,369	\$ 18,175,516	\$ (429,853)	\$ 18,941,952	\$ 766,436



ADMINISTRATIVE SERVICES DEPARTMENT

Description

This Department is responsible for centralized Administrative Service functions within the City including talent management, labor relations, personnel rules application and policy setting, training, benefits, workers' compensation, Equal Employment Opportunity (EEO), purchasing and central stores; and related support. The library provides a full range of information services via traditional delivery methods and through various electronic venues. Additionally, the department provides oversight for the public safety function of animal control services.

Mission Statement

The Administrative Services Department proudly serves Moreno Valley residents, as well as those who provide these services.

As a strategic partner with City leadership, we develop and deliver innovative human resource programs and services tailored to help fulfill the City's public service vision. Our core competencies include recruitment and staffing, classification & compensation, employee relations, training, benefits, workers' compensation and regulatory compliance; public safety and promoting the positive outcomes of homeless pets through the Animal Services function; and provide a high level of staff support and automation through the internal service functions of Purchasing and Facilities Maintenance. We provide comprehensive library programs, facilities, and services which constantly respond to changing community needs. The library offers access to a broad range of resources, through programs with informational, educational, recreational, and cultural enrichment opportunities for all patrons.

We serve all employees and Departments with respect and enthusiasm, applying creativity to meet our customers' needs and seeking constructive feedback to assist us in further refining our service delivery processes.

Goals

Human Resources

- Implement provisions of the Affordable Care Act (ACA)
- Implement provisions of the California Healthy Workplaces/Healthy Families Act of 2014 (Paid Sick Leave)
- Expand a dynamic Wellness Program to provide new offerings which address employees' needs in a holistic manner
- Conduct robust, timely recruitments which target Departments' specific needs, providing our customers with highly qualified candidates from which to select the newest members of their respective teams
- Tailor training programs to equip Supervisors for success when addressing personnel situations, while providing ongoing real-time support as needed
- Implement provisions of minimum wage increase January 1, 2016

- Evaluate service providers in the areas of occupational health and claims administration

Facilities

- Replace leaking skylights over Conference & Recreation Center gymnasium
- Repair roofs at two facilities (Public Safety Building and Conference & Recreation Center)
- Replace HVAC system at the Senior Center with assistance from Partner Energy
- Redesign and replace Library HVAC systems with assistance from Partner Energy
- Upgrade lighting inside Conference & Recreation Center gymnasium to LED fixtures in partnership with MVU and Energy Partner
- Replace parking lot lighting at Senior Center, City Yard, Cottonwood Golf Center, and Library with energy efficient devices and install occupancy sensors in key locations inside these sites with assistance from Partner Energy
- Replace all flooring at Fire Station 6
- Replace hallway flooring at the Conference & Recreation Center
- Replace air conditioning units in City Hall's computer server room with assistance from Partner Energy
- Paint exterior of Fire Station 6
- Work with Capital Projects on the design and installation of security systems (cameras, card access, fire, burglar, wireless gate entry) for the new office at the Corporate Yard
- Convert various remotely controlled software programs for HVAC systems to a single software program (BacNet Open Source)
- In conjunction with EMWD's "50/50 program", upgrade drinking fountain at Library to include a water bottle fill station
- Replace HVAC systems at Cottonwood Golf Center
- With assistance from Energy Partner, install interior occupancy sensors and upgrade exterior lighting with LED fixtures at City Hall, Conference & Recreation Center, Public Safety Building, and Animal Shelter
- Organize furniture surplus and consolidate storage locations
- Put routine maintenance contracts out to bid:
 - Emergency generators
 - Ice machines

Purchasing

- Implement and utilize the New World LOGOS system to improve the City's procurement process
- Train staff city-wide to fully utilize the requisition and purchase order system in the LOGOS system
- Research, purchase and implement an on-line bidding system to efficiently match vendor interests with City products and service needs

Animal Services

- Promote positive outcomes for all homeless animals

- Reduce euthanasia of homeless animals through a number of programs including pet adoption promotions, working cooperatively while increasing partnerships with animal rescue organizations, and reuniting lost pets with their owners
- Preserve the public's health and safety by responding timely and effectively to abate animals posing an immediate threat to residents and citizens
- Research grant opportunities to supplement Animal Services Division's programs aimed to increase positive outcomes, reduce euthanasia, and reduce the annual intake of homeless animals

Library

- Continue to increase collection based on patron surveys
- Conduct customer service training in line with City "Customer Care" initiative
- Provide library staff with technology training to assure best use of technology resources
- Pursue additional grant opportunities
- Participate in local internship programs to introduce local youth to library careers
- Attend at least four community events annually
- Continue outreach to local community groups
- Seek out local organizations with whom to partner with host educational library programs
- Conduct at least on adult program monthly
- At least twice monthly conduct the following:
 - Family Night Programs
 - Preschool Story Time Programs
 - Teen Night Programs

14/15 Accomplishments

Human Resources

- Successfully implemented provisions of the California Public Employees' Pension Reform Act of 2013 (PEPRA).
- Implemented provisions of the Affordable Care Act.
- Expanded the Wellness Program to provide offerings addressing employees' needs in a holistic manner.
- Reached contract agreements with MVCEA, MVMA and MVCME for a two-year Memoranda of Understanding (July 1, 2015 – June 30, 2017).
- Updated the Personnel Rules and Regulations.
- Successfully conducted 52 recruitments for full-time, part-time, promotional and temporary employees, screening in over 4,500 employment applications
- Successfully transitioned the Retiree Medical Reimbursement Program from HR to a third party vendor, servicing approximately 100 retirees per month
- Conducted Mandatory AB1825 Harassment Prevention Training for 75 supervisors and managers.
- Completed 225 Ergonomic Evaluations and equipment upgrades.

- Processed 34 Workers Comp claims

Facilities

- Reconfigured first floor cubicles and construction of new office at City Hall.
- Assisted Technology Services in pulling new data lines in the ceiling for the first floor of City Hall.
- Retrofitted/redesigned Public Safety Building reception counter and hallway door with ballistic glass material to provide safety upgrades.
- Replaced Public Safety Building's rear parking lot entrance door with bi-folding automatic door.
- Completed approximately 2,000 Facilities Maintenance Work Orders.
- Processed approximately 100 security requests (alarm codes, access cards & access hours).
- Investigated approximately 20 security breaches and 20 fire alarm issues.
- Performed approximately 250 event set-ups at City Hall.
- Worked closely with the State's Energy Coalition, SC Edison, and the Gas Company to obtain information on energy reduction programs, rebates, and incentives.
- Participating in SC Edison's HVAC Optimization program that provides for a contractor to perform routine maintenance on air conditioning units at a greatly reduced rate.
- Replaced sewer service line underneath Senior Center's foundation.
- Replaced approximately 180 broken roof tiles at the Senior Center.
- Replaced all flooring (carpet & linoleum) at Fire Station 2.
- Replaced carpeting at Fire Station 65.
- Replaced section of fire sprinkler system pipe at the Public Safety Building due to microbial induced corrosion issue.
- Relocated all of Media staff within City Hall.
- Investigated and instituted new hot beverage service for all City sites/staff.
- Installed solar film on windows in Fire Administration at the Public Safety Building.
- Termite inspections performed at all sites.
- Replaced all HVAC units and installed four new Ice Bear technology units at the Animal Shelter.
- Converted former ERF room into new conference room.
- New card access technology (Salto system) installed at City Hall for the following locations:
 - Courtyard gate
 - Traffic Management Center
 - Media Group
- Energy audits performed at the following sites at no cost to the City:
 - Public Safety Building
 - Conference & Recreation Center
 - City Hall
 - Animal Shelter
- Put the following routine maintenance service agreements out to bid:
 - Janitorial

- Security Guard
- Pest Control
- Roll-up Door Maintenance

Purchasing

- Successfully utilized Logos for daily processing of purchase requisition, purchase orders and change orders. Provided additional training on the requisition copy process which saves time and effort for new FY POs
- Worked closely with City Attorney to ensure that proper City agreements and insurance were in place for annual and one-time purchase needs
- Processed 14 Large RFP/RFQ/Bids
- Processed 678 Annual Purchase Orders
- Processed 1108 One-Time Purchase Orders
- Reviewed 8,865 CAL-Card transactions with an annual spend of \$2,468,766

Animal Services

- Selected by the ASPCA to be a second year participant in the 2014 ASPCA Rachael Ray \$100K Challenge to compete with 49 other Animal Shelters nationwide for grant awards
- 2014 ASPCA Grant Winner – “Breaking 300” \$5,000 grant awarded by the ASPCA for saving over 300 homeless animals during the 2014 ASPCA Rachael Ray \$100K Challenge. Grant funding is used to promote pet adoption.
- Developed partnerships with three pet adoption centers in Southern California (Mary S. Roberts Pet Adoption Center in Riverside, Rancho Cucamonga Pet Adoption Center & Helen Woodward Pet Adoption Center in Rancho Santa Fe) and one pet adoption center in Oregon (Safe Haven Humane Society in Tangent, OR) to facilitate transfers of homeless animals for adoption.
- Awarded a \$20,000 grant from the ASPCA to assist in the construction costs for a “Healthy Dog Intake Area” allowing the Animal Shelter’s ongoing efforts to maintain the health of stray dogs.
- Continued valuable community outreach and community partnerships by conducting on and offsite pet adoption events during each month, partnering with 16 local businesses supporting the Animal Shelter and promoting pet adoptions; providing tours to community groups including the Boys Scouts and Girls Scouts, students from elementary and middle school, along with participating in presentations including career days, job fairs and the City’s Public Safety Expo. Continued partnerships with the Moreno Valley Unified School District and Val Verde Unified School District’s WorkAbility Program allowing students to work as interns at the Moreno Valley Animal Shelter to gain valuable work experience; Platt College School of Veterinary Technology allowing Veterinary Technician students to work as interns at the Moreno Valley Animal Shelter & Veterinary Clinic; supported fundraising efforts of the Chamber of Commerce and Boy Scouts of America by donating adoptable pets that found their forever homes where the adoption proceeds help benefit many worthwhile programs provided by these community organizations.
- Awarded “Most Humorous” entry participating in the 2014 4th of July Parade “Saluting Our Patriots of Liberty”

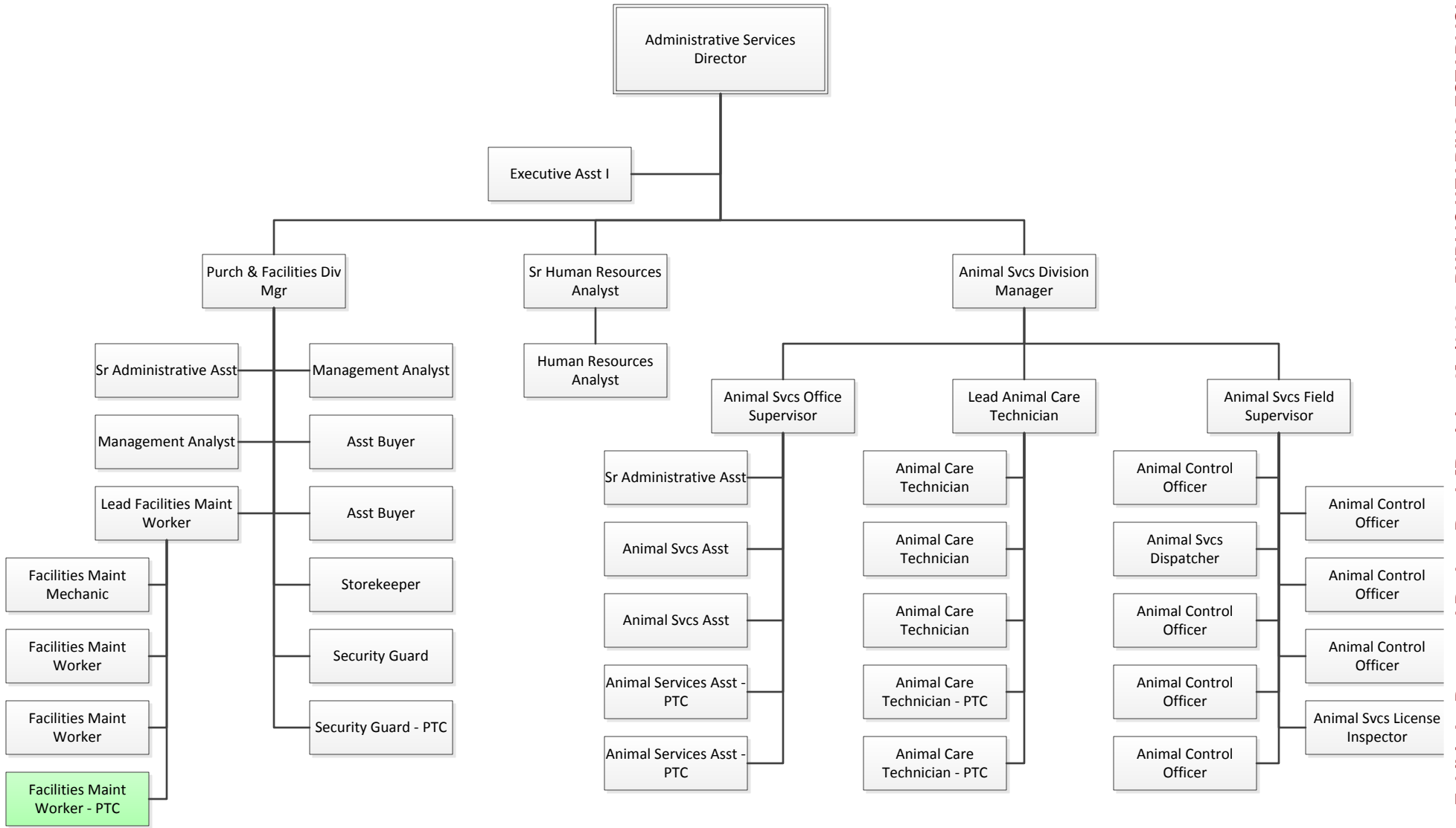
- Processed over 3,800 pet adoptions
- Returned over 1,200 pets to their owners
- Responded to over 14,800 calls for service with response provided by Animal Control Officers citywide
- Sheltered and cared for over 9,000 stray and owned animals at the Moreno Valley Animal Shelter
- Continue to provide e-service features on the city's web page allowing citizens to purchase a new dog license or renew their current dog license on-line at their convenience as well as request the services of an animal control officer for non-emergency calls
- Conducted 4 low cost rabies vaccination clinics during FY 2014-15 resulting in the vaccination of over 250 dogs

Library

- Successfully transitioned IT Services from City to LSSI
- Installed all new computers, printers and other peripherals in the computer lab.
- Provided over 53,000 computer sessions
- Added 6,000 new materials to the library collection
- Conducted over 270 public programs attended by over 6,300 patrons
- Made outreach presentations to 91 community groups and organizations
- Circulated over 225,000 items
- Served over 250,000 visitors
- Trained over 330 volunteers who provided over 4,200 volunteer hours

Administrative Services Department

15/16 - New Position
16/17 - New Position



Attachment: Exhibit A - Proposed Budget Book [Revision 2] (1488 : PUBLIC HEARING ESTABLISHING

City of Moreno Valley
FY 2015/16 - 2016/17 Position Summary Report by Department

Department / Position Title		FY 2010/11 No.	FY 2011/12 No.	FY 2012/13 No.	FY 2013/14 No.	FY 2014/15 Adj.	FY 2014/15 No.	FY 2015/16 Adj.	FY 2015/16 No.	FY 2016/17 Adj.	FY 2016/ No.
<u>Administrative Services</u>											
Administrative Services Dir	FT	1	1	1	1	-	1	-	1	-	-
Animal Care Technician	FT	4	4	4	4	-	4	(1)	3	-	-
Animal Care Technician	P/T	-	-	-	-	-	-	2	2	-	-
Animal Control Officer	FT	7	7	7	7	-	7	-	7	-	-
Animal Services Asst	FT	2	2	2	2	-	2	-	2	-	-
Animal Services Asst	P/T	-	-	-	-	-	-	2	2	-	-
Animal Svcs Dispatcher	FT	2	1	1	2	-	2	(1)	1	-	-
Animal Svcs Division Manager	FT	1	1	1	1	-	1	-	1	-	-
Animal Svcs Field Supervisor	FT	1	1	1	1	-	1	-	1	-	-
Animal Svcs License Inspector	FT	1	1	1	1	-	1	-	1	-	-
Animal Svcs Office Supervisor	FT	1	1	1	1	-	1	-	1	-	-
Asst Buyer	FT	2	2	2	2	-	2	-	2	-	-
Executive Asst I	FT	1	1	1	1	-	1	-	1	-	-
Facilities Maint Mechanic	FT	1	1	1	1	-	1	-	1	-	-
Facilities Maint Worker	FT	3	3	3	3	(1)	2	-	2	-	-
Facilities Maint Worker	P/T	-	-	-	-	-	-	1	1	-	-
Facilities Maintenance Spvr	FT	1	-	-	-	-	-	-	-	-	-
Human Resources Analyst	FT	1	1	1	1	-	1	-	1	-	-
Human Resources Technician	FT	2	1	-	-	-	-	-	-	-	-
Lead Animal Care Technician	FT	1	1	1	1	-	1	-	1	-	-
Lead Facilities Maint Worker	FT	-	-	-	-	1	1	-	1	-	-
Lib Serv Div Mgr	FT	1	1	1	-	-	-	-	-	-	-
Librarian	FT	4	4	4	-	-	-	-	-	-	-
Library Asst	FT	4	4	4	-	-	-	-	-	-	-
Library Asst	P/T	9	9	9	-	-	-	-	-	-	-
Library Circulation Supervisor	FT	1	1	1	-	-	-	-	-	-	-
Management Analyst	FT	1	1	1	1	-	1	1	2	-	-
Purch & Facilities Div Mgr	FT	1	1	1	1	-	1	-	1	-	-
Risk Division Manager	FT	1	1	-	-	-	-	-	-	-	-
Security Guard	FT	2	1	1	1	-	1	-	1	-	-
Security Guard	P/T	1	1	1	1	-	1	-	1	-	-
Sr Administrative Asst	FT	1	1	2	1	1	2	-	2	-	-
Sr Human Resources Analyst	FT	1	1	1	1	-	1	-	1	-	-
Sr Office Asst	FT	-	1	1	1	(1)	-	-	-	-	-
Storekeeper	FT	1	1	1	1	-	1	-	1	-	-
TOTAL - Administrative Services		60	57	56	37	-	37	4	41	-	4

Attachment: Exhibit A - Proposed Budget Book [Revision 2] (1488 : PUBLIC HEARING ESTABLISHING APPROPRIATIONS (?GANN?) LIMIT FOR

**City of Moreno Valley
2015/16 - 2016/17 Proposed Budget
DEPARTMENT PROGRAM SUMMARY**

Department/Fund	Section	2012/13 Actual	2013/14 Actual	2014/15 Amended Budget	2015/16 Proposed Budget	Increase (Decrease) over/(under) 2014/15 Amended	2016/17 Proposed Budget	Increase (Decrease) over/(under) 2015/16 Proposed
18 Administrative Services								
1010 GENERAL FUND	18010 ASD Administration	748,047	704,151	874,543	249,650	(624,893)	255,751	6,101
	18020 Human Resources	-	-	-	502,919	502,919	509,440	6,521
	18210 Animal Services	2,331,947	2,333,587	2,637,995	2,575,250	(62,745)	2,565,979	(9,271)
	18211 Animal Services Donations	101	-	18,840	-	(18,840)	-	-
	18310 Purchasing	488,950	506,364	526,721	595,228	68,507	603,359	8,131
	73311 Spay Neuter Grant	-	-	-	15,000	15,000	-	(15,000)
2300 MISCELLANEOUS GRANTS	73312 Spay Neuter Grants for AS	-	368	29,632	-	(29,632)	-	-
5010 LIBRARY SERVICES	18510 Library	1,996,248	2,122,497	1,753,611	1,747,334	(6,277)	1,779,473	32,139
7010 GENERAL LIABILITY INSURANCE	14020 General Liability	-	490,595	796,000	576,000	(220,000)	576,000	-
7110 WORKERS' COMPENSATION	18120 Workers Compensation	116,313	294,928	702,481	735,356	32,875	736,207	851
	18130 Workers Compensation - Claims	27,569	21,194	30,183	25,290	(4,893)	26,145	855
7310 FACILITIES MAINTENANCE	18410 Facilities - General	957,113	1,044,964	1,062,473	1,808,570	746,097	1,784,403	(24,167)
	18411 City Hall	325,392	387,142	605,704	356,039	(249,665)	356,039	-
	18412 Corporate Yard	78,212	73,518	98,785	99,999	1,214	101,032	1,033
	18413 Transportation Trailer	3,341	21,340	3,675	5,100	1,425	5,100	-
	18414 Public Safety Building	310,281	322,582	351,015	289,300	(61,715)	289,300	-
	18415 Library - Facilities Maint	76,511	141,159	85,640	186,213	100,573	187,692	1,479
	18416 Pro Shop	22,805	21,790	39,625	22,500	(17,125)	22,500	-
	18417 MVTV Studio	7,072	4,584	-	-	-	-	-
	18418 Animal Shelter	79,882	109,268	110,100	86,800	(23,300)	86,800	-
	18419 Senior Center	93,782	111,142	87,025	72,400	(14,625)	72,400	-
	18420 Towngate Community Cntr	26,601	32,282	37,850	26,100	(11,750)	26,100	-
	18421 March Field Community Cntr	28,030	64,654	39,810	29,200	(10,610)	29,200	-
	18422 TS Annex	80,655	-	-	-	-	-	-
	18423 Recreation & Conference Cntr	206,567	230,317	264,570	247,300	(17,270)	247,300	-
	18424 Facilities - Annex	-	-	-	-	-	-	-
	18425 ESA Annex	9,760	-	-	-	-	-	-

**City of Moreno Valley
2015/16 - 2016/17 Proposed Budget
DEPARTMENT PROGRAM SUMMARY**

Department/Fund	Section	2012/13 Actual	2013/14 Actual	2014/15 Amended Budget	2015/16 Proposed Budget	Increase (Decrease) over/(under) 2014/15 Amended	2016/17 Proposed Budget	Increase (Decrease) over/(under) 2015/16 Proposed
	18428 Annex 1	52,569	114,244	122,888	101,456	(21,432)	101,456	-
	18429 Fire Station #2 (Hemlock)	29,326	41,213	39,390	31,400	(7,990)	31,400	-
	18430 Fire Station #6 (TownGate)	28,360	38,476	42,050	30,400	(11,650)	30,400	-
	18431 Fire Station #48 (Sunnymead Rnch)	20,362	26,119	32,940	18,600	(14,340)	18,600	-
	18432 Fire Station #58 (Eucalyptus)	34,235	35,133	46,190	26,600	(19,590)	26,600	-
	18433 Fire Station #65 (JFK)	21,446	26,686	31,640	17,400	(14,240)	17,400	-
	18434 Fire Station #91 (College Park)	43,354	44,321	42,740	33,200	(9,540)	33,200	-
	18435 Utilities Field Office	866	855	7,740	900	(6,840)	900	-
	18436 Veterans Memorial	7,119	8,535	8,000	3,000	(5,000)	3,000	-
	18437 Emergency Ops Center	45,436	53,750	61,050	51,300	(9,750)	51,300	-
	18438 In House Copier	116,190	113,728	150,000	25,000	(125,000)	25,000	-
	18439 Fire Station #99 (Morrison Park)	10,782	19,804	30,790	19,700	(11,090)	19,700	-
	18440 Security Guards	141,226	154,461	243,555	4,170	(239,385)	4,231	61
	80003 CIP - Buildings	1,181,242	395,856	-	-	-	-	-
18 Administrative Services Total		\$ 9,747,693	\$ 10,111,606	\$ 11,015,251	\$ 10,614,674	\$ (400,577)	\$ 10,623,407	\$ 8,733

PARKS AND COMMUNITY SERVICES DEPARTMENT

Description

Plan, design, and oversee development of new park sites and facilities; maintain parks, trails and facilities in a safe and aesthetically pleasing manner; maintain and oversee development of the multi-use trail system; provide a wide range of programs for the community including athletic leagues, classes, field trips, child care, teen and senior activities; schedule use of facilities; plan, organize and promote special events; and enforce park rules and regulations and promote safe use of park facilities.

Mission Statement

The mission of the Parks and Community Services Department is to enhance the quality of life in Moreno Valley by providing safe and welcoming parks, trails and open spaces, and by offering enriching recreational opportunities through quality facilities, programs, services and activities for our residents.

Goals

Administration and Projects

- Complete construction of Lasselle Sports Park.
- Research developing a policy for field advertising to increase revenue.
- Install an automated lighting system on March Field Softball field.
- Complete ADA improvements at Gateway Park restroom and March Annex.
- Seek funding opportunities for additional funding to increase the number of students served by the ASES grant.
- Install new roof on the west side of Cottonwood Golf Center.
- Make ADA improvements to ramp at the back of Shadow Mountain Park.
- Install phase II improvements at Cottonwood Recreation Center. These improvements will modify existing space into revenue producing area.
- Install new play apparatus at Shadow Mountain Park and Hidden Springs Park.
- Install new netting at March Field Park Soccer Arena.
- Replace flooring at TownGate Community Center banquet room.
- Replace Conference and Recreation Center gym lighting with a longer lasting and energy efficient product.
- Provide additional parking lot lighting at the Cottonwood Golf Center.
- In conjunction with Facilities Division, upgrade the HVAC unit at the Cottonwood Golf Center.
- Install ADA compliant drinking fountains at various parks.

Recreation (recreational classes, sports, Senior Community Center, after school programs, community events, golf course)

- Solicit sponsorships for the various programs and special events. Staff will be reassigned to enable more time dedicated specifically to soliciting sponsors.

- Research the possibility of opening a licensed preschool at the former ASES headquarters at March Field Park.
- Implement arena league soccer program and adult kickball league.
- Increase visibility of Cottonwood Golf Center's newest sport FootGolf to increase golf center revenue.
- Plan and implement a Summer Day Camp for teens ages 12-14 including age relevant activities and events.
- Design a new facility reservation form to better accommodate staff needs for special events, banquet rentals, and athletic field rentals.
- Redesign the outlook and content of senior monthly newsletter.
- Research painting murals at the Senior Community Center.
- Market and promote the banquet facilities.
- Create stronger relationships with senior-related businesses to help provide more opportunities and information for seniors.

Parks Maintenance (parks, trails)

- Outsource shrub bed maintenance and mowing of Lasselle Sports Park after being constructed.
- Maintain the current standard of park and trail maintenance while providing higher efficiency at the 39 current sites (531.66 acres) and 10 miles of multi-use trails by reorganizing work zones to specific districts within the city, thus allowing more work efficiency due to less drive time between park sites.
- Utilizing local organizations, churches, and volunteers for painting projects at MVCP and weed abatement and clean-up of Equestrian Center and March Field Park.
- Continue labor force on Friday through Sunday night's for restroom clean-up and park lock down, thus allowing more patrols and enforcement of park facilities by Park Rangers.
- Expand contract with Workability Program for special needs by increasing work in additional areas of the Aqueduct Bikeways and City trails.
- Install new roof on restroom at Fairway Park.
- Install soccer goals at East El Potrero Park.
- Resurface John F. Kennedy Park and Woodland Park tennis courts.
- Repair fencing at Woodland and John F. Kennedy Parks tennis courts.
- Repair and install wind screens at John F. Kennedy and Woodland Parks tennis courts.
- Repair ball field fencing at John F. Kennedy Park and install windscreen over dugouts.
- Repair ball field fencing and shade structures at Woodland Park.
- Provide maintenance of water features at Celebration Park and Bethune Park for use by residents.
- Install Rhino Grip on the splash pad at Celebration Park.
- Plant shrubs at various parks.
- Aerify, top-dress and overseed the greens, and overseed the tee boxes and fairways at Cottonwood Golf Center.
- Repair south trails as needed.

14/15 Accomplishments

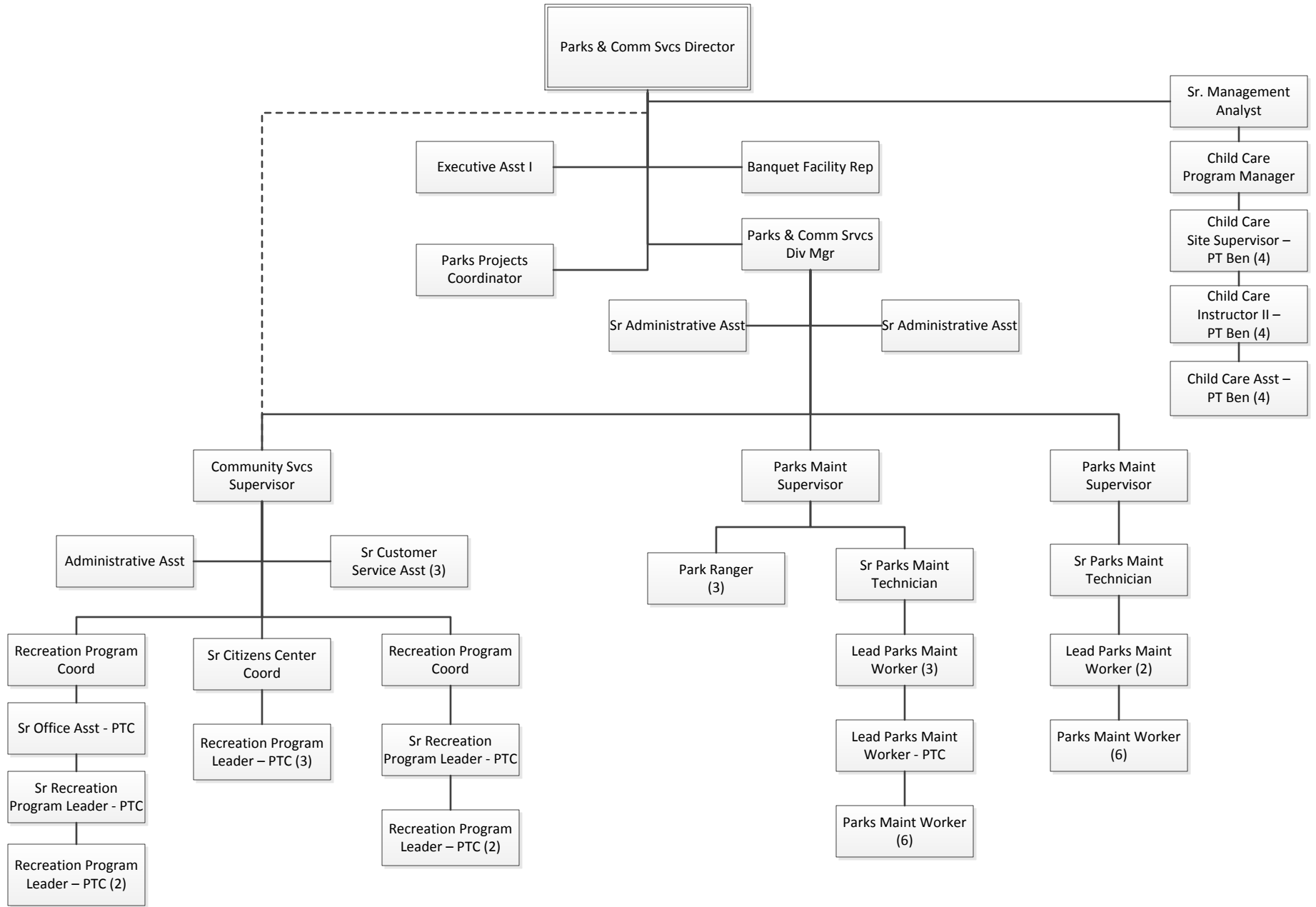
- Provided support and service to more than 25,000 youth sports participants from 15 different organizations, using more than 50 different school and park facilities. The youth in these organizations participated in more than 16,000 scheduled days of athletic activities, including practices, games, tournaments, and open play events.
- Provided City sports which include: Pee Wee T-ball, Soccer, flag football, basketball and basketball clinics, adult softball and adult soccer serving approximately 4,000 participants.
- Provided a wide range of recreational services to residents of all ages. This included more than 185 recreational program opportunities serving 25,000 participants. The recreational services varied from “Time for Tots”, to special contract classes, Senior Community Center activities, and more. Significant programs and events include the Fourth of July Celebration, Summer Concerts and Movies in the Park, YouthFest, Class Recitals, Ride MoVal, Artober Fest, Breakfast with Santa, Recreation Expo, Bunny Brunch, Writer’s Launch Pad, Easter Egg Hunt, Valley Kids Camp, Snow Day, and Time for Tots Graduation.
- Adjusted the Conference and Recreation Grand Valley Ballroom fee schedule to encourage increased rentals, thereby increasing annual revenue.
- Provided no and low cost extended learning after school programs at 43 school sites for over 5,000 students with ASES and Community Development grant funds.
- Increased the current maintenance contract (aqueduct bikeways) with the Workability Program.
- Facilitated the use of the Conference and Recreation Center (603 rentals), the Senior Community Center (245 rentals), the TownGate Community Center (217 rentals), and Cottonwood Golf Center (116 rentals) to residents and non-residents through our rental program.
- Maintained 555.46 acres of parkland and 10 miles of trails.
- Installed automated lighting system to TownGate Park II and Community Center to increase efficiency and lower utility costs.
- Provided nutritional programs to approximately 13,500 seniors that utilize the Senior Community Center.
- Promoted the Adopt-a-Trail, Adopt-a-Park, and Park Ranger Reserve Programs through the SOARING Recreation Guide, city website and flyers.
- Added the ability to issue administrative citations to the Park Ranger Program.
- Replaced restroom exterior doors at Parks as needed.
- Replaced non-compliant apparatus a Sunnymead, Ridgecrest, Gateway and Woodland Parks.
- Completed the construction of the 13-acre Lasselle Sports Park with three lighted football fields, concession area, two tot lots, picnic shelters, and parking.
- Installed new monument signs at the Hound Town Dog Park and Cottonwood Golf Center.
- Installed ADA compliant hand railing at Shadow Mountain Park.
- Installed security fencing around Celebration Park splash pad and play apparatus.

- Completed first phase of improvements to Cottonwood Golf Center banquet room.
- Installed new roof at west side of Cottonwood Golf Center.
- Installed new netting at March Field Park Soccer Arena and Lasselle Sports Park.
- Installed ADA compliant concrete at Cottonwood Golf Center, Woodland Park, and El Potrero Park.
- Added automated lighting controls to March Field Park ball field #1
- Installed shade structures at Hound Town Dog Park.
- Installed artificial turf at Vista Lomas Park and Celebration Park playgrounds.
- Installed nine holes for FootGolf at the Cottonwood Golf Center and cut in the greens.
- Installed new fencing to secure the Cottonwood Golf Center.
- Installed new barbecues in various parks.
- Installed new entry gate at Celebration Park.
- Held grand opening of Lasselle Sports Park and the first kick of FootGolf at the Cottonwood Golf Center.
- Installed 255 recycle trash containers at various parks.
- Planted new trees and shrubs at various park sites.
- Painted fire land curbs in parking lots of parks.
- Installed new waste containers in restroom stalls at Community Park, Morrison Park, and Sunnymead Park.
- Installed new shade covers over dugouts at Bethune, Sunnymead, and TownGate Parks.
- Installed new trees and plants at Cottonwood Staging area, Sunnymead Park, and TownGate Park.
- Installed new ADA compliant drinking fountains at Sunnymead Park.
- Removed and installed new barbecues at Adrienne Mitchell and TownGate Parks.
- Repaired and added DG to multi-use trails.
- Repaired, slurry sealed, and restriped parking lots at Bethune, El Potrero, Gateway, John F. Kennedy, Morrison, Pedrorena, and Ridgecrest Parks.
- Trimmed trees at Zone A park sites and contract areas.
- Removed old and installed new hand dryers at various park sites.
- Designed a new handicapped accessible Haunted House containing 6 rooms, hallways, emergency exits and lighting, and sound system for over 1,000 visitors.
- Provided free lunch and snacks through state funding for all Valley Kids Camp Participants.
- Hosted the grand opening of Lasselle Sports Park with over 2,500 in attendance.
- Hosted the FootGolf Opening Day to introduce residents to the newest sport the City has to offer with 400 in attendance.
- Processed 10 Special Event Permits.
- Drafted and finalized a new policy allowing regulated vending in City parks.
- Added a Junior Plus league (7-9 year olds) to the Flag Football Program with more than 40 participants.
- Recruited nine new contracted class instructors and 20 recreation classes.

- Redesigned the tri-annual Soaring Activity Guide categorizing classes by type and age.
- Planned and Implemented weekly program (Sunshine Social Club) for developmentally challenged adults including games, crafts, themed events and excursions for 30 participants per week.
- Recruited soccer players and handled the planning for the creation of Team MoVal for the Mayor's Cup Soccer Challenge.
- Received the California Park and Recreation Society Excellence in Facility Design Award for Lasselle Sports Park.
- Attended two Bridal Expos to market the City's four banquet facilities.
- Redesigned the Senior Community Center monthly newsletter.

Parks & Community Services Department

15/16 - New Position
16/17 - New Position



Attachment: Exhibit A - Proposed Budget Book [Revision 2] (1488 : PUBLIC HEARING ESTABLISHING

City of Moreno Valley
FY 2015/16 - 2016/17 Position Summary Report by Department

Department / Position Title		FY 2010/11 No.	FY 2011/12 No.	FY 2012/13 No.	FY 2013/14 No.	FY 2014/15 Adj.	FY 2014/15 No.	FY 2015/16 Adj.	FY 2015/16 No.	FY 2016/17 Adj.	FY 2016/17 No.
Parks & Community Services											
Administrative Asst	FT	-	-	-	1	-	1	-	1	-	-
After School Prog Coordinator	FT	4	-	-	-	-	-	-	-	-	-
After School Prog Specialist	P/T	8	-	-	-	-	-	-	-	-	-
After School Prog Supervisor	FT	1	-	-	-	-	-	-	-	-	-
Banquet Facility Rep	FT	1	1	1	1	-	1	-	1	-	-
Child Care Asst	P/T	5	5	5	4	-	4	-	4	-	-
Child Care Instructor I I	P/T	5	5	5	4	-	4	-	4	-	-
Child Care Program Manager	F/T	1	1	1	1	-	1	-	1	-	-
Child Care Site Supervisor	P/T	5	5	5	4	-	4	-	4	-	-
Community Svcs Supervisor	FT	1	1	1	1	-	1	-	1	-	-
Executive Asst I	FT	1	1	1	1	-	1	-	1	-	-
Lead Parks Maint Worker	FT	5	5	5	5	-	5	-	5	-	-
Lead Parks Maint Worker	P/T	-	-	-	-	-	-	1	1	-	-
Management Analyst	FT	1	1	1	1	-	1	(1)	-	-	-
Park Ranger	FT	3	3	3	3	-	3	-	3	-	-
Parks & Comm Svcs Director	FT	1	1	1	1	-	1	-	1	-	-
Parks Maint Division Manager	FT	1	1	-	-	-	-	-	-	-	-
Parks & Comm Svcs Div Mgr	FT	-	-	1	1	-	1	-	1	-	-
Parks Maint Supervisor	FT	2	2	2	2	-	2	-	2	-	-
Parks Maint Worker	FT	13	13	13	13	-	13	(1)	12	-	1
Parks Projects Coordinator	FT	1	1	1	1	-	1	-	1	-	-
Recreation Program Coord	FT	2	2	1	1	-	1	1	2	-	-
Recreation Program Leader	P/T	7	7	7	7	-	7	-	7	-	-
Recreation Supervisor	FT	-	-	1	1	-	1	(1)	-	-	-
Sr Administrative Asst	FT	3	2	2	2	-	2	-	2	-	-
Sr Citizens Center Coord	FT	1	1	1	1	-	1	-	1	-	-
Sr Customer Service Asst	FT	3	3	3	3	-	3	-	3	-	-
Sr Human Resources Analyst	FT	-	-	-	-	-	-	-	-	-	-
Sr Management Analyst	FT	-	-	-	-	-	-	1	1	-	-
Sr Office Asst	FT	1	1	1	-	-	-	-	-	-	-
Sr Office Asst	P/T	1	1	1	1	-	1	-	1	-	-
Sr Park Ranger	FT	1	-	-	-	-	-	-	-	-	-
Sr Parks Maint Technician	FT	1	1	2	2	-	2	-	2	-	-
Sr Recreation Program Leader	P/T	2	2	2	2	-	2	-	2	-	-
TOTAL - Parks & Community Svcs		81	66	67	64	-	64	-	64	-	6


Attachment: Exhibit A - Proposed Budget Book [Revision 2] (1488 : PUBLIC HEARING ESTABLISHING APPROPRIATIONS (?GANN?) LIMIT FOR

**City of Moreno Valley
2015/16 - 2016/17 Proposed Budget
DEPARTMENT PROGRAM SUMMARY**

Department/Fund	Section	2012/13 Actual	2013/14 Actual	2014/15 Amended Budget	2015/16 Proposed Budget	Increase (Decrease) over/(under) 2014/15 Amended	2016/17 Proposed Budget	Increase (Decrease) over/(under) 2015/16 Proposed
50 Parks & Community Svcs								
2201 CHILD CARE GRANT	75011 Child Care Grant	546,127	516,979	580,687	613,054	32,367	613,054	-
	75112 CACFP Childs Place	29,704	33,862	42,177	34,000	(8,177)	34,000	-
2202 ASES PROGRAM GRANT	75212 CACFP At Risk	92,898	-	-	-	-	-	-
	75312 ASES Program Grant	6,081,120	6,776,403	6,762,786	6,778,200	15,414	6,778,200	-
2512 COMM DEV BLOCK GRANT (CDBG)	80003 CIP - Buildings	-	90,446	-	-	-	-	-
	80007 CIP - Parks	-	144,793	14,534	150,000	135,466	-	(150,000)
3006 PARKS & COMM SERV CAPITAL PROJ	80003 CIP - Buildings	18,685	(5,818)	134,132	470,000	335,868	-	(470,000)
	80007 CIP - Parks	433,717	487,231	2,172,238	565,000	(1,607,238)	230,000	(335,000)
3911 EQUESTRIAN TRAIL ENDOWMENT	35020 Equestrian Trail Endowment	-	429	-	200	200	200	-
4017 ARTS COMMISSION	35030 Arts Commission	-	-	3,500	3,500	-	3,500	-
5010 LIBRARY SERVICES	35110 Library	-	-	-	-	-	-	-
5011 ZONE A PARKS	35010 Parks & Comm Svcs - Admin	484,241	631,654	577,380	496,229	(81,151)	500,638	4,409
	35210 Park Maintenance - General	2,818,180	2,850,318	2,981,955	3,362,922	380,967	3,472,640	109,718
	35211 Contract Park Maintenance	392,837	309,200	452,292	485,131	32,839	502,650	17,519
	35212 Park Ranger Program	386,342	351,687	367,233	379,377	12,144	386,369	6,992
	35213 Golf Course Program	318,375	281,470	375,414	271,857	(103,557)	278,757	6,900
	35214 Parks Projects	169,374	194,936	188,421	205,777	17,356	207,700	1,923
	35216 CFD#1	30	-	-	-	-	-	-
	35310 Senior Program	558,237	555,658	612,483	564,102	(48,381)	571,615	7,513
	35311 Community Services	128,851	160,680	182,887	188,893	6,006	189,741	848
	35312 Community Events	135,095	108,198	224,384	82,767	(141,617)	82,767	-
	35313 Conf & Rec Cntr	593,736	568,610	584,054	486,736	(97,318)	492,927	6,191

**City of Moreno Valley
2015/16 - 2016/17 Proposed Budget
DEPARTMENT PROGRAM SUMMARY**

Department/Fund	Section	2012/13 Actual	2013/14 Actual	2014/15 Amended Budget	2015/16 Proposed Budget	Increase (Decrease) over/(under) 2014/15 Amended	2016/17 Proposed Budget	Increase (Decrease) over/(under) 2015/16 Proposed
	35314 Conf & Rec Cntr - Banquet	295,142	307,303	349,077	342,162	(6,915)	343,393	1,231
	35315 Recreation Programs	1,664,246	1,853,783	1,304,736	1,333,706	28,970	1,344,500	10,794
	35317 July 4th Celebration	89,738	122,017	152,414	134,054	(18,360)	134,594	540
	35318 Sports Programs	-	-	384,345	666,855	282,510	676,447	9,592
	35319 Towngate Community Center	-	-	40,335	67,503	27,168	66,053	(1,450)
5113 CFD#1	35216 CFD#1	1,006,877	1,122,978	1,215,343	1,410,481	195,138	1,468,216	57,735
	80007 CIP - Parks	-	286,898	433,364	-	(433,364)	122,000	122,000
5211 ZONE A PARKS - RESTRICTED ASSETS	35010 Parks & Comm Svcs - Admin	-	-	215,626	30,000	(185,626)	-	(30,000)
	35210 Park Maintenance - General	-	-	130,000	-	(130,000)	-	-
	80007 CIP - Parks	-	-	-	20,192	20,192	-	(20,192)
50 Parks & Community Svcs Total		\$ 16,243,552	\$ 17,749,715	\$ 20,481,797	\$ 19,142,698	\$ (1,339,099)	\$ 18,499,961	\$ (642,737)



POLICE DEPARTMENT

Description

The Moreno Valley Police Department (MVPD) is a full-service law enforcement agency serving the citizens of Moreno Valley. The MVPD is comprised of four operating divisions responsible for managing city resources and accomplishing the mission of the MVPD.

The MVPD is comprised of the Administration division, responsible for daily operations and oversight; Patrol division, Detective division and the Special Enforcement Teams division.

Mission Statement

The Moreno Valley Police Department (MVPD) mission is to meet the mandates prescribed by law, and provide progressive, innovative and efficient public safety, while working in partnership with the community and allied agencies.

Goals

Administration

- Continue to upgrade the MVPD information management systems
- Complete the ballistic glass project to include all lobby access doors
- Replace our Automated License Plate Reader Equipment
- Continue to expand and upgrade our citywide camera system
- Train all supervisory staff in the Incident Command System (ICS) and purchase any necessary equipment to support the ICS model
- Provide additional customer service and Public Records Act Training for clerical staff
- Ensure all personnel are meeting mandatory training guidelines

Community Services Team

- Increase the number of volunteers by 20%
- Improve vehicle for providing information to management
- Increase the number of volunteer hours in the camera room by 33%
- Perform “Coffee with a Cop” meeting once per quarter in each zone
- Perform Quarterly Community Zone Meetings once per quarter, in zone
- Continue working with “Cops and Clergy” to help in their fundraising
- Reinstate the Old Mobile Command Post (Trailer) as a back-up to MCP (Motorhome)
- Increase the number of Neighborhood Watch Programs by 20%
- Increase awareness of current programs

Patrol

- Continue quarterly Zone meetings for input from community members
- Create and implement quality of life programs including retail business, foot patrols and community relations programs
- Reduce violent crime by 4%
- Continue to reduce response time by additional 3% or greater

Investigation

Detective Unit

- Conduct monthly briefings for all Patrol Division staff on topics including fraud, internet crimes, child abuse, gang crimes and crime prevention.
- Field Training Officers and trainees will receive one-on-one training with experienced investigators to learn the proper investigative techniques, as an ongoing mentoring program with the Field Training Officers.
- Field Training Officers and trainees will receive group training with station evidence technicians to learn proper evidence packaging and storage techniques.

School Resource Unit

- Increase the number of presentations given throughout the school year
- Participate in the “Meet an Officer” program at the elementary levels
- Participate in the “Safe Routes to School” program.
- Implement a mentoring program for high school students
- Continue the “Every 15 Minutes” program at one high school each year.

Youth Accountability Team

- Increase the number of juveniles in the mentoring program by 10%.
- Continue to implement the YAT mock trail training.
- Continue with the weekly educational programs.
- Increase the number of school visits by 20%.

Special Enforcement Teams

Burglary/Robbery Suppression

- Conduct a Christmas holiday program to educate business owners on tactics to deter thefts and assist in property recovery and prosecution.
- Continue to work with POP and Community Services to develop communication with apartment managers, foster exchange of information, uncover crime patterns, and educate managers.
- Conduct 8 operations to target theft in areas of increasing crime levels
- Work with pawn shop owners to identify subjects selling stolen items.
- Conduct 10 training presentations to patrol deputies and the public on burglary and robbery prevention/investigations.

Housing Fraud

- Work closely with the Riverside County Housing Authority and the District Attorney's Office to successfully investigate and prosecute the offenders.
- Work with law enforcement personnel, HUD Investigators and the public to identify 75 residences where criminals and/or nuisance subjects reside.
- Report to HUD Investigators 25 residences that are violating the terms of their housing assistance and committing housing fraud

Narcotics

- Conduct 2 quarterly sweeps on subjects who are on narcotics-related probation or parole.
- Author and serve 24 narcotics-related search warrants on residences where illegal drugs are being manufactured and/or sold.
- Conduct quarterly presentations on identifying narcotics to law enforcement personnel and the public.
- Provide assistance to other station teams and outside agencies on narcotic investigations.
- Investigate or assist, as needed, on all narcotic-related complaints reported to the city.

Gang/CCAT

- Conduct 8 sweeps on gang members who are on probation or parole.
- Conduct 10 high impact patrol operations in areas of the city where gang members are congregating.
- Coordinate gang investigations with other station teams and outside agencies.
- Conduct 8 gang education presentations to law enforcement personnel and the public. Coordinate with Community Services to provide a public information presentation for "Coffee with a Cop" and zone meetings.
- Investigate or assist in all gang-related violent crime that occurs in the city.
- Assist the Central Homicide Unit on all homicides in the city as requested. Provide information on active gang members and active gang rivalries.

Regional Gang Task Force (MVRGTF)

- Conduct 5 probation sweeps on gang members within the City
- Participate in 4 high visibility/enforcement patrol operations using resources from outlying GTF regions and the MVPD SET teams.
- Conduct 75 juvenile gang interventions of at-risk youth within the City
- Actively investigate or assist in gang-related crimes occurring in the City
- Conduct 6 community gang presentations to further educate the community on gang related problems within the City of Moreno Valley.

Problem Oriented Policing Team

- Work with city officials to fully implement all aspects of the Crime Free Multi Housing ordinances.

- Conduct 2 quarterly ABC Shoulder Tap operations throughout the city to help prevent underage consumption of alcoholic beverages.
- Conduct 2 quarterly bicycle patrol operations throughout the city business corridors (Sunnymead Blvd. and Alessandro Blvd.) and parks to target graffiti, drugs and gang activity.
- Conduct 12 prostitution operations and combat prostitution by monitoring social media websites to identify prostitutes operating in the city.
- Conduct 12 off-road vehicle enforcement (ORV) operations in the city.
- Conduct 6 massage parlor operations to deter illegal activities occurring in licensed businesses within the City.
- Work with city officials and non-profit organizations to provide food and shelter for the city's homeless population.

Traffic

- Conduct 20 DUI/Driver's License Checkpoints.
- Conduct 30 DUI Saturation Patrols.
- Conduct 4 DUI Warrant Service Operations.
- Conduct 50 Distracted Driver Operations.
- Conduct 50 Primary Collision Factor Operations.
- Conduct 12 Motorcycle Safety Operations.
- Conduct 4 Stakeout Operations for habitual DUI drivers.
- Conduct 2 Child Safety Seat Awareness Programs.
- Conduct 15 Pedestrian Safety Enforcement Programs.
- Conduct 4 Click-It or Ticket Operations.

14/15 Accomplishments

Administration

- The citywide camera system was fully implemented in September of 2013. Since the citywide camera system's inception, Moreno Valley Police Department personnel have invested over 4600 hours working the monitor room, which has resulted in over 850 in-depth investigations. The citywide camera system saved a countless number of man-hours investigating incidents. By utilizing the citywide camera system, Moreno Valley Police Department Personnel have solved incidents that would have otherwise have led to unsolved investigations. The use of the citywide camera system has aided in efficiently solving crimes such as murders, assaults with a deadly weapon, armed robbery, to crimes such as petty theft and minor traffic collisions. Due to the immense success of the Citywide Camera System program, the Moreno Valley Police Department, in cooperation with the City of Moreno Valley, has been assessing the benefit of expanding the system to additional city parks & intersections.

Business Office

- The Business Office processed and entered into the Records Management System approximately 33,628 reports and met all deadlines for the State Uniform Crime report.
- E-Crash online retrieval of collision reports implemented
- Supervising Office Assistant I attended the Post Records Supervisor training course
- The Business Office also:
 - Entered 9,643 citations into the Crossroads system
 - Processed 1,999 vehicle releases
 - Processed 3,484 arrest reports for filing with the District Attorney
 - Assisted approximately 28,429 customers at the front counter of the Moreno Valley Police Department

Community Services Team

- The Community Services unit coordinated and maintained 100 active Neighborhood Watch programs.
- The Community Services unit coordinated and Maintained Volunteer Programs such as:
 - Citizens Patrol Program
 - Anti-Graffiti Program
 - Explorer Program
 - Station Volunteer Program
 - Mounted Posse Team
 - Riverside County Regional Medical Center (RCRNC) Health and Safety Fairs
 - March Air Reserve Base
 - 4th of July Parade/Festival
 - Martin Luther King High School Veterans Celebration
 - Friday Night Lights
 - Operation Safe Parks
 - Holiday Patrol
 - National Night Out
 - Riverside Sheriff's Annual Picnic
 - Riverside Sheriff's Awards Dinner
 - Law Enforcement Appreciation Ceremony
 - Blue Light Ceremony
 - DUI/Safety Checkpoints
 - Parking Citation Program
 - Critical Incident Call-Outs
 - Stranger Danger
 - DEA National Take Back/Drug Turn-in Program
 - The volunteer forces responded to 43 call-outs
- The Community Service unit volunteers logged 17,080 Volunteer hours during service in multiple programs including the following:
 - 164 AGP (Anti-Graffiti) Programs
 - 250 CP (Citizens Patrol) Programs

- 30 Station Volunteers contributed 8,679 hours
- 9 Reserve Volunteer Deputies contributed 1,986 hours
- 28 Explorer Volunteers contributed 2,400 hours
- 11 Mounted Posse Volunteers contributed 3,445 hours
- The Volunteer forces programs total estimated savings to the City of Moreno Valley was approximately \$2,306,572.00.
- The above information was provided from data used in a calendar year.
- The Community Services unit maintained the Mobile Command Center (MCC), and updated the MCC computer systems to ensure it was fully capable of supporting critical incidents and special events.
- The Community Services unit worked with the Riverside Transit Agency (RTA) in the “Stuff the Bus” program and raised \$7,000.00 for Riverside County Safe House.
- This year the City of Moreno Valley sent 7 of our police Explorers from Post #882 to the 16th Annual Explorer Academy.
- The Community Services Unit conducted its 2nd Annual Moreno Valley Public Safety Fair. The program was a huge success. Several city Public Safety Units were in attendance. The unit is anxiously planning next year’s event.
- The inception of “Coffee with a Cop” where community members have the opportunity to meet their officers in an informal setting.
- As a result of our expanded Community Oriented Policing program, the Chief of Police scheduled zone meetings throughout the year to allow residents to opportunity to address concerns related to public safety.
- Worked cooperatively with “Cops and Clergy” to help assist community members with hardships

Patrol

- Conducted Zone Meetings for all four city zones in 2014
- Conducted numerous “Coffee with a Cop” promotions at various city eateries to promote community interaction between the police department and Moreno Valley citizens
- Filled all vacant patrol officer positions for Patrol Division, increasing officer presence in the City
- Residential Burglaries fell 10.4% during 2014
- Response times to emergency calls for service reduced 3%

Investigation

Detective Unit

- During the last fiscal year, our detectives were assigned over 1800 cases that required follow-up investigation. On average, 150 new cases are assigned to the detective bureau each month and were split between twelve detectives.
- The detective bureau provided training in briefings for a variety of investigations and prepared materials for patrol officers that have every day investigations. This led more thorough initial investigations on the part of our patrol officers.

- The Detective division was responsible for registering over 436 sex registrants (290 P.C.) and 19 arson registrants. In the last year, our detectives processed over 1030 registrations and conducted over 730 compliance checks.
- The following is a sampling of notable Criminal Investigations by the Detective Division:
 - The Detective Bureau was called to assist with an ongoing sexual abuse of a minor by the biological father. Through various investigative techniques, a recording of the suspect was obtained admitting to the victim that what he did was wrong. The suspect was detained and the skilled investigators were able to get the suspect to confess to all of the charges. In the face of all the evidence against him, the suspect chose to plead guilty and received a fifty year prison sentence.
 - The Detective Bureau responded to an in-progress shooting that resulted in the death of three family members and an officer involved shooting. The detectives maintained three crime scenes over a thirteen hour period and worked in sync with the Sheriff Department's Central Homicide Unit. The investigation lasted for three days and culminated in a successful conclusion.
 - The Detective Bureau was summoned to assist with an embezzlement of funds by an employee at the Riverside County Regional Medical Center. The embezzlement was for over \$45,000.00 through the use of gift cards that were purchased from a doctor's fund. Several search warrants were served for records at the gift card companies and locations where the gift cards were used. The suspect currently has an outstanding felony warrant.
 - The Detective Bureau was asked to assist with a parental abduction where the parents took a child from Moreno Valley and drove to Las Vegas, Nevada. Through the use of social media, the primary detective was able to locate and identify parties that were involved with assisting in the abduction. After several days of coordinating with authorities in Las Vegas, the child was located safely and was taken into protective custody. Both parents were arrested and are currently awaiting extradition to face charges.

School Resource Unit

- The School Resource unit provided police service to 14 High School/Middle Schools in the city and responded to 5,509 calls for service.
- They conducted six daytime curfew sweeps and issued 160 citations for curfew violations.
- The unit provided police service during school events including football games, basketball games, school dances and graduations.
- The SRO unit worked cooperatively with the Gang Intervention For Teens (GIFT) program, and initiated 85 juvenile gang interventions and visited 80 residences.

Youth Accountability Team (YAT)

- YAT received over 170 referrals from the Probation Department, school districts, school resource officers and parents. 147 of the 170 juveniles referred to YAT successfully completed the YAT program.
- YAT formed partnerships with the City of Moreno Valley, Adopt a Trail, Moreno Valley Unified School District, Family Services Association, Riverside County District Attorney's Office and the Moreno Valley Youth Opportunity Center to involve participants in community service projects and provide them alternative education options.
- YAT conducted a one week Student Success Academy (SSA) which taught students life skills including leadership, teamwork and conflict resolution.
- YAT conducted a weekly educational program, covering topics such as domestic violence awareness, anger management and substance abuse.
- YAT participants attended tours of California State University San Bernardino, Job Corp, Riverside Community College, Mount San Jacinto College, Twin Pines Detention Center, Riverside Juvenile Hall, and the Southwest Detention Center.

Special Enforcement Teams

Burglary/Robbery Suppression

- From January 1, 2014 through December 31, 2014, the BST/RST units made 319 felony arrests and 49 misdemeanor arrests. The teams served 74 search warrants, closed 327 cases, and recovered about \$517,741 worth of stolen property.
- The following is a sampling of BST/RST notable criminal investigations:
 - In August 2014, BST/RST conducted an investigation into a retail store robbery with a gun. Several search warrants were written and the suspect was linked to three additional retail store robberies in the City of Riverside.
 - In October 2014, BST/RST conducted an investigation into a home invasion robbery where the victim was held at gunpoint in her bedroom during the crime. The investigation involved two search warrants, a GPS phone locator court order, a probation sweep, and the use of the citywide camera system to identify the suspect. The suspect was identified as a violent gang member and arrested. Several stolen items were returned to the victims.
 - In October 2014, a suspect using a handgun robbed a restaurant of a large amount of U.S. currency. The suspect drove away in a white Ford Crown Victoria. The citywide cameras were utilized to track the vehicle toward the City of Riverside. The suspect matched the description of a suspect who robbed two businesses in the City of Riverside. A joint investigation was conducted which cumulated in the arrest of the suspect and the service of a search warrant at the suspect's home. Numerous items of evidence were located linking the suspect to the robberies.
 - On November 20, 2014, the team conducted an undercover operation in a parking lot of a retail business regarding robberies of cell phones. The suspect met the victims in a public place and the suspect displayed a

firearm demanding the phone. BST/RST observed the suspect enter the parking lot and arrested him. A firearm was recovered and the suspect was linked to eleven cell phone robberies occurring in the Cities of Moreno Valley and Riverside.

- In January 2015, RST conducted an investigation into a bomb threat at the Amazon Distribution Center. The disruption from the bomb threat cost Amazon approximately one million dollars in lost revenue. RST/BST wrote a search warrant for the phone used in the threat and was able to identify the suspect as an employee who had been previously terminated. The suspect was identified and arrested.

Housing Fraud

- From January 1, 2014 through December 31, 2014, the Housing Fraud Team made 38 felony arrests and rescued 9 children who were turned over to Child Protective Services. The team served 25 search warrants and ceased the fraudulent theft of over \$344,963 worth of taxpayers' money.
- The following is a sampling of the Housing Fraud Team's notable criminal investigations:
 - In July 2014, there was a drive by shooting involving gang members. The suspect was identified fraudulently living at a house receiving housing aid. A search warrant was served at the residence, which led to the discovery of twenty three large marijuana plants, a loaded firearm, and other evidence from the shooting. The suspects were arrested and Riverside County discontinued housing aid to the suspects.
 - In August 2014, the Housing Fraud Team conducted an investigation into a sex registrant selling marijuana, and living as an unauthorized tenant in a home receiving housing aid. A search warrant was served at the location and evidence of marijuana was located. The suspect had previously failed to disclose his location to law enforcement as dictated by law. The suspect was arrested and charged with several crimes. A second suspect was arrested for defrauding the government. Riverside County discontinued housing aid to the suspects.
 - In October 2014, the Housing Fraud Team conducted an investigation into a career criminal selling marijuana from a residence receiving housing aid from Riverside County. A search warrant was served at the residence, and a large amount of marijuana and a loaded firearm was located. Two suspects were arrested and charged with several crimes including defrauding the government. In addition to the criminal charges, Riverside County discontinued housing aid to the suspects.

Narcotics

- Arrests in 2014:
 - 176 Felony arrests
 - 32 misdemeanor arrests
- Narcotic Seizures:
 - 81 pounds of methamphetamine. Estimated street value per pound \$324,000.

- 11 kilograms of cocaine. Estimated street value \$297,000.
- 3.7 kilograms of Heroin. Estimated street value \$37,000.
- 59 pounds of processed marijuana. Estimated street value \$141,600.
- 2700 marijuana plants.
- Miscellaneous
 - 26 search Warrants authored and served
 - 14 public presentations
 - 10 children taken into protective custody
 - 50 firearms seized
 - 21 stolen vehicles recovered
- Narcotics team significant cases for 2014:
 - In January, 2014, MVPD SET narcotics developed information regarding a mid-level narcotics dealer operating in the City of Moreno Valley. Officers conducted an undercover buy with the primary suspect and identified a load vehicle bringing narcotics into the U.S. from Mexico. Officers stopped the load vehicle in Moreno Valley seizing six pounds of methamphetamine, seven pounds of cocaine, and three pounds of heroin.
 - In 2014, MVPD SET officers handled three honey oil lab investigations. Two of the investigations stemmed from explosions occurring at residences. SET officers authored several search warrants and seized seventy-five pounds of marijuana, five marijuana plants, sixty-four grams of honey oil, nine grams of hashish, two shotguns, two handguns, and manufacturing glassware. Four suspects were charged with manufacturing concentrated cannabis.
 - In 2014, SET Narcotics officers conducted an undercover weapons operation resulting in a seizure of 10 weapons during a vehicle stop.

Gang/CCAT

- The SET Gang/CCAT unit made 618 felony and 69 misdemeanor arrests in 2014. The unit officers wrote and served 64 search warrants primarily related to crimes committed by active local gang members. During the investigation the unit seized:
 - 2224 grams of methamphetamine
 - 13.4 grams of cocaine
 - 1821 grams of marijuana
 - 81 ecstasy pills
 - 689 grams of heroin
 - 49 firearms
 - 14 children rescued
- The SET Gang unit conducted 118 parole/probation compliance checks and served 148 felony arrest warrants.
- The SET Gang unit provided gang training for the Patrol division, the Crime Free Multi Housing Program, the Youths at Risk program, our local schools and at community meetings.
- The SET Gang unit completed 242 Gang Field Interviews

- The SET Gang unit documented investigations in support of 28 criminal street gang enhancements and gave expert testimony in the subsequent court proceedings.
- The following is a sampling of notable Gang/CCAT unit criminal investigations:
 - On December 10, 2014, Officers responded to a report of shots fired on Eucalyptus and Sunnymeadow in Moreno Valley. They immediately took control of the scene and shut down the area. The location was at the corner of an elementary school and gang officers had patrol personnel contact the school to insure there were no injuries. During this time, gang officers canvassed the area and obtained a description of a vehicle seen leaving the area. There were no other suspect or victim descriptions. Gang officers directed forensics in processing the scene and cleared the area. In the following weeks, gang officers made several arrests of gang members. Through interviews officers were able to obtain information on the shooting and determined it was a gang shooting between local rival gangs. Gang officers were able to identify, locate, and arrest the involved gang members.
 - On October 12, 2014, SET gang officers investigated an attempted murder in the area of Adrienne and Frederick, in the City of Moreno Valley. During the investigation officers were able to determine the victim was robbed along with his girlfriend as they sat in a parked vehicle. Officers determined three suspects robbed both victims at gunpoint and assaulted the victims during the commission of the crime. As the male victim attempted to fight the suspects, one of the suspects fired numerous shots toward the victim as the suspects fled the scene. Gang officers conducted numerous interviews and were able to identify a local gang member as the suspect who orchestrated the robbery, and was the suspect who shot at the victim during the incident. Officers authored two search warrants pertaining to this case. The suspect was arrested for attempted murder.
 - On June 18, 2014, patrol officers responded to a report of shots fired between vehicles in the area of John F. Kennedy and Perris Boulevard, in the City of Moreno Valley. Gang officers immediately responded and assumed control of the investigation. Officers discovered the incident involved a gun battle and there were multiple crime scenes. Gang officers responded to each scene to coordinate with personnel and ensure scene integrity. The gang officers were able to identify, locate and arrest the suspects involved in this incident and three firearms were recovered.

Regional Gang Task Force (MVRGTF)

- MVRGTF arrested 192 suspects, including 68 gang members for felony charges.
- The MVRGTF:
 - Filed 2 gang enhancements
 - Served 43 search warrants
 - Identified 68 probation and 6 parole violations
 - Seized 6 firearms including 1 assault weapon
 - Conducted 11 gang presentations
 - Seized 569 grams of narcotics

- In conjunction with the MVPD school resource officers and other special team units, the MVRGTF continued to implement the Gang Intervention For Teens (GIFT) program. They conducted 27 juvenile gang interventions, visited 36 residences of at-risk youth and provided gang education to 41 parents during in-home visits.
- The MVRGTF provided gang training to the Patrol division throughout the year.
- The MVRGTF conducted 11 gang presentations to organizations within the community.
- The MVRGTF assisted our school resource officers during truancy sweeps.
 - MVRGTF investigated a robbery that occurred in the City of Moreno Valley involving suspected gang members. GTF officers investigated the crime and discovered gang members were responsible for the robbery. Three search warrants were authored and served to support a gang enhancement. Three gang members were arrested and charged with strong-arm robbery.

Problem Oriented Policing Team

- The Problem Oriented Policing Team in our on-going effort to improve the quality of life for Moreno Valley residents, made 254 arrests, including 101 felony arrests and 153 misdemeanor arrests. The team also realized the following accomplishments:
 - 3 off road vehicle enforcement operations
 - 52 search warrants authored and served
 - 3 prostitution sting operations resulting in over 100 arrests
 - 3 Internet gambling businesses identified and closed
 - 15 squatter investigations
 - 261 administrative citations issued
 - 18 homeless operations conducted
- The POP team continued instituting the Crime Free Multi-Housing Program by conducting training for property owners and managers. The goal of the program is to improve apartment and rental living in Moreno Valley.
- MVPD POP team significant cases for 2014:
 - In 2014, POP officers identified three internet café businesses operating in the City of Moreno Valley involved in illegal internet gambling. Officers conducted undercover operations and authored search warrants for those establishments. Another male was arrested for selling counterfeit videos. These investigations resulted in four arrests and all businesses were closed.
 - In 2014, POP officers conducted several reverse prostitution sting operations at local hotels. These operations resulted in the arrest of over 100 persons for solicitation. POP officers targeted prostitutes operating in the city by conducting “outcall” VICE operations. During 2014, over 10 prostitutes were identified and arrested for solicitation.

Traffic

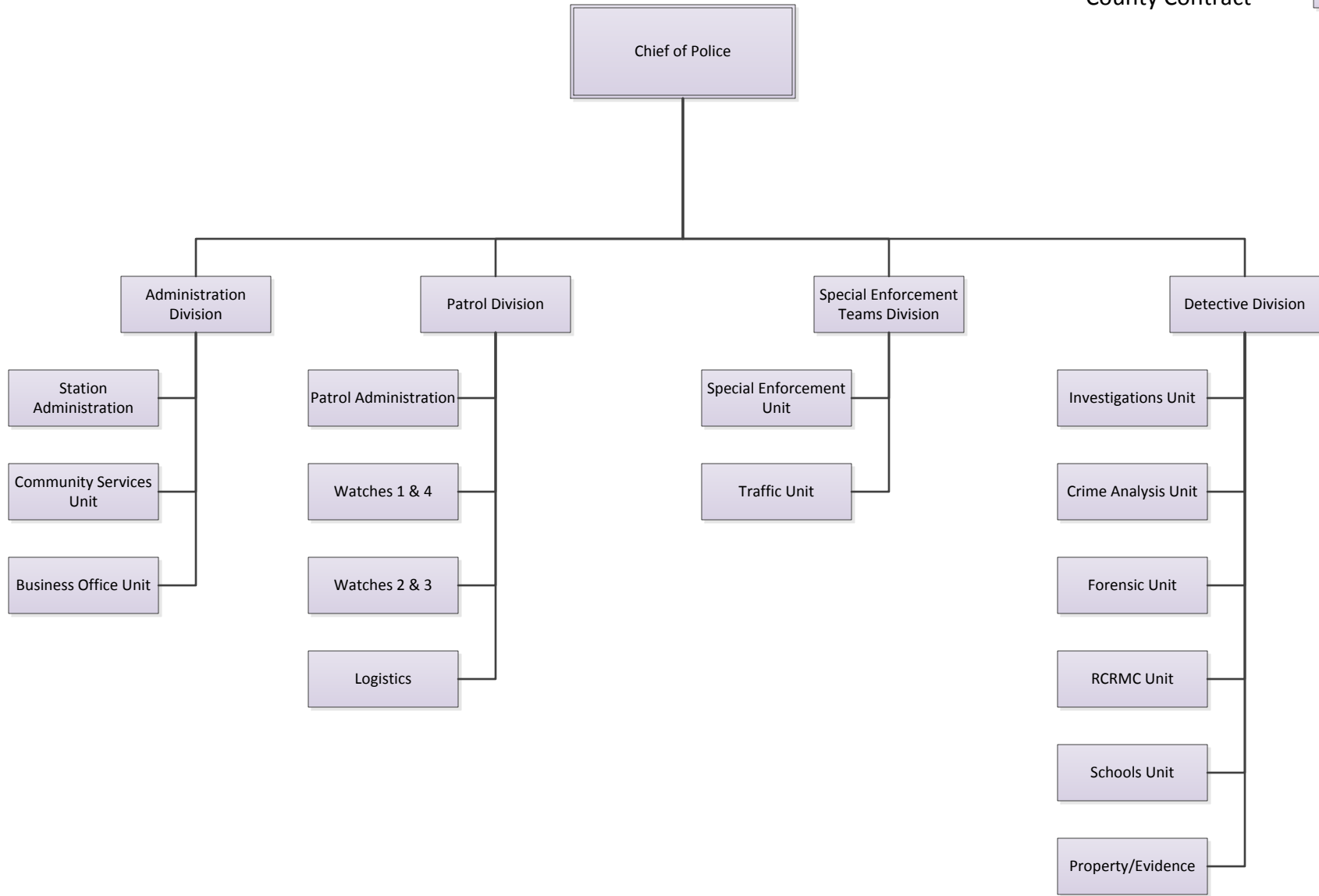
- 7 Officers were recognized by Mothers Against Drunk Driving (MADD) for their number of DUI arrests. Two officers were honored with Century Awards for

making more than 100 DUI arrests each, and one of our officers was recognized for making the highest number of DUI arrests (253) in Riverside County.

- The traffic team conducted the following programs and operations:
 - 12 DUI/Driver's License Checkpoints
 - 19 DUI Saturation Patrols
 - 36 Distracted Driving Enforcement operations
 - 35 Traffic Enforcement/Primary Collision Factor operations
 - 2 Motorcycle Safety Enforcement operations
 - 3 DUI Warrant Service operations
 - 4 Child Safety Seat Fit Station operations
 - 7 Pedestrian Safety Operations
 - 8 Traffic Safety Presentations
 - 2 DUI Stakeout Operations

Police Department

15/16 - New Position
16/17 - New Position
County Contract



City of Moreno Valley
FY 2015/16 - 2016/17 Position Summary Report by Department

Department / Position Title	FY 2011/12 No.	FY 2012/13 No.	FY 2013/14 No.	FY 2014/15 Adj.	FY 2014/15 No.	FY 2015/16 Adj.	FY 2015/16 No.	FY 2016/17 Adj.	FY 2016/17 No.
<u>Police</u>									
Executive Asst I	FT	1	1	1	-	1	(1)	-	-
Management Analyst	FT	2	2	1	-	1	(1)	-	-
TOTAL - Police		3	3	2	-	2	(2)	-	-
<u>Police (Non-Sworn) *</u>									
Police Administration									
Community Services Officer I	-	-	1	-	1	(1)	-	-	-
Community Services Officer II	-	-	-	-	-	1	1	-	1
Accounting Technician	1	1	1	-	1	-	1	-	1
Senior Accounting Assistant	1	1	1	-	1	-	1	-	1
Accounting Assistant II	2.5	2.5	2.5	-	2.5	-	2.5	-	2.5
Supervising Office Assistant II	1	1	1	-	1	-	1	-	1
Supervising Office Assistant I	1	1	1	-	1	-	1	-	1
Sheriff's Service Officer II	-	-	-	1	1	-	1	-	1
Office Assistant III	2	3	3	-	3	-	3	-	3
Office Assistant II	14	12	12	-	12	-	12	-	12
Police Patrol									
Community Services Officer II	13	13	10	-	10	-	10	-	10
Sheriff's Service Officer II	3	3	3	-	3	-	3	-	3
Police Traffic									
Community Services Officer II	5	5	5	-	5	-	5	-	5
Police Community Services									
Community Services Officer I	3	3	2	-	2	(2)	-	-	-
Community Services Officer II	-	-	-	-	-	2	2	-	2
Police Detectives									
Forensic Technicians	2	2	1	-	1	-	1	-	1
Community Services Officer II	-	-	3	(1)	2	-	2	-	2
Sheriff's Service Officer II	1	1	-	-	-	-	-	-	-
Police POP									
Community Services Officer I	2	2	1	-	1	(1)	-	-	-
Community Services Officer II	-	-	-	-	-	1	1	-	1
Police SET									
Sheriff's Service Officer II	1	1	1	(1)	-	-	-	-	-
Community Services Officer II	-	-	-	-	1	-	1	-	1
TOTAL - Police (Non-Sworn)		52.5	51.5	48.5	-	48.5	-	48.5	-

* includes both dedicated and support positions

City of Moreno Valley
FY 2015/16 - 2016/17 Position Summary Report by Department


Department / Position Title	FY 2011/12 No.	FY 2012/13 No.	FY 2013/14 No.	FY 2014/15 Adj.	FY 2014/15 No.	FY 2015/16 Adj.	FY 2015/16 No.	FY 2016/17 Adj.	FY 2016/17 No.
<u>Police (Sworn) *</u>									
Police Administration									
Captain	1	1	1	-	1	-	1	-	1
Lieutenant	1	1	1	-	1	-	1	-	1
Sergeant	1	1	1	-	1	-	1	-	1
Deputy - Community Services	-	-	1	(1)	-	-	-	-	-
Police Patrol									
Lieutenant	2	2	2	-	2	-	2	-	2
Sergeant	10	10	9	-	9	-	9	-	9
Deputy	74	74	69	-	69	-	69	-	69
Deputy (Includes 2 K-9 Officers)	2	2	2	-	2	-	2	-	2
Deputy (Burglary Suppression)	2	2	-	-	-	-	-	-	-
Deputy (Robbery Suppression)	2	2	-	-	-	-	-	-	-
Deputy (SET Gangs)	2	2	-	-	-	-	-	-	-
Police Mail									
Deputy	2	2	2	(1)	1	-	1	-	1
Police Traffic									
Lieutenant	1	1	-	-	-	-	-	-	-
Sergeant	2	2	2	-	2	-	2	-	2
Motors	10	10	9	-	9	-	9	-	9
Accident Investigators	8	8	6	-	6	-	6	-	6
Police Community Services									
Sergeant	2	2	1	-	1	-	1	-	1
Deputy - Community Services	3	3	2	1	3	-	3	-	3
Deputy - Graffiti Prevention	1	1	1	-	1	-	1	-	1
Deputy - School Resource Officer	1	1	-	-	-	-	-	-	-
Police Detectives									
Lieutenant	1	1	1	-	1	-	1	-	1
Sergeant	2	2	3	-	3	-	3	-	3
Investigator	17	17	13	-	13	-	13	-	13
Deputy - 290 Registrant	-	-	1	(1)	-	-	-	-	-
Police POP									
Sergeant	2	2	-	-	-	-	-	-	-
Problem Oriented Policing Officers	8	8	4	-	4	-	4	-	4
Deputy (Detectives 290 Registration Officer)	1	1	-	-	-	-	-	-	-
Police SET									
Lieutenant	1	1	1	-	1	-	1	-	1
Sergeant - Gangs/Narcs	2	2	2	-	2	-	2	-	2
Investigator - Gangs	-	-	1	-	1	-	1	-	1
Deputy (Gang Officers)	9	9	5	(1)	4	-	4	-	4
Deputy (Narcotics Officers)	5	5	1	1	2	-	2	-	2
Deputy (K-9 Officer)	1	1	1	-	1	-	1	-	1
Gang Task Force Officer	1	1	1	-	1	-	1	-	1
West County Narcotics Taskforce	-	-	1	-	1	(1)	-	-	-
AB109 - West PACT	-	-	1	-	1	-	1	-	1
Investigator - BST/RST	-	-	2	-	2	-	2	-	2
Sergeant - BST/RST	-	-	1	-	1	-	1	-	1
Deputy (Burglary Suppression)	2	2	2	-	2	-	2	-	2
Deputy (Robbery Suppression)	-	-	2	-	2	-	2	-	2
Police CCAT									
Deputy	2	2	2	-	2	-	2	-	2
TOTAL - Police (Sworn)	181	181	154	(2)	152	(1)	151	-	151

Attachment: Exhibit A - Proposed Budget Book [Revision 2] (1488 : PUBLIC HEARING ESTABLISHING APPROPRIATIONS (?GANN?) LIMIT FOR

* includes both dedicated and support positions

**City of Moreno Valley
2015/16 - 2016/17 Proposed Budget
DEPARTMENT PROGRAM SUMMARY**

Department/Fund	Section	2012/13 Actual	2013/14 Actual	2014/15 Amended Budget	2015/16 Proposed Budget	Increase (Decrease) over/(under) 2014/15 Amended	2016/17 Proposed Budget	Increase (Decrease) over/(under) 2015/16 Proposed
60 Police								
1010 GENERAL FUND	40010 Police Admin	4,157,439	3,716,827	4,590,702	2,548,268	(2,042,434)	2,400,299	(147,969)
	40110 Patrol	21,662,277	19,360,323	20,900,957	22,934,319	2,033,362	24,669,877	1,735,558
	40111 Towngate Mall	484,647	510,580	448,692	357,601	(91,091)	384,819	27,218
	40210 Traffic Enforcement	5,760,354	4,976,418	5,537,515	5,669,006	131,491	6,081,724	412,718
	40220 Community Services	1,125,600	941,477	1,289,873	1,363,381	73,508	1,459,095	95,714
	40310 Detective Unit	1,238,120	894,801	863,195	777,373	(85,822)	848,172	70,799
	40311 Crime Prevention	-	-	-	-	-	-	-
	40312 People Oriented Policing	2,492,355	1,330,281	1,474,022	1,448,595	(25,427)	1,557,806	109,211
	40410 Special Enforcement	4,322,456	4,311,939	4,345,893	4,436,911	91,018	4,793,471	356,560
2300 MISCELLANEOUS GRANTS	76701 WEST PACT	-	150,703	200,000	200,000	-	200,000	-
2410 SLESF GRANTS	76012 SLESF Grant	323,615	325,323	319,196	325,000	5,804	325,000	-
2705 OTS GRANTS PUBLIC SAFETY	76112 DUI Enf & Awareness Grant	50,001	-	-	-	-	-	-
	76212 Avoid the 30 Program	10,094	-	-	-	-	-	-
	76213 Avoid the 30 Grant #AL1387	4,433	-	-	-	-	-	-
	76411 Sobriety Mini Checkpoint SC12272	24,017	-	-	-	-	-	-
	76412 Sobriety Checkpoint SC13272	90,791	58,138	-	-	-	-	-
	76601 STEP Grant #PT1303	59,433	28,815	-	-	-	-	-
2715 JAG GRANTS	76509 JAG 2008-09 SB-59-2366	86,653	-	-	-	-	-	-
	76510 JAG 2009-10 DD-BX-0445	127,062	128,463	-	-	-	-	-
2803 TARGET GRANT - PD	76017 Target Grant - PD	-	2,000	-	-	-	-	-
60 Police Total		\$ 42,019,344	\$ 36,736,089	\$ 39,970,045	\$ 40,060,454	\$ 90,409	\$ 42,720,263	\$ 2,659,809



PUBLIC WORKS DEPARTMENT

Description

The Public Works Department is the largest “non-public safety” full-service department in the City of Moreno Valley consisting of five divisions. The Public Works department is responsible for public works administration, city engineering, maintenance of public facilities located within the street right-of-way, design and construction of City-built capital improvements, administration of traffic facilities, special landscape and lighting districts, and related activities.

Mission Statement

To manage and maximize Moreno Valley’s public infrastructure investment to enhance the quality of life today, while striving to develop and implement innovative solutions for tomorrow; and promote public trust and community pride.

Goals

Administration

- Provide leadership and support to all divisions in pursuit of planning and implementing the City’s infrastructural needs.
- Involvement at, and outreach to, the community groups to announce and better explain current and upcoming public works projects and programs.
- Pursuit of federal, state and local grant funding for various projects and programs especially for much needed but deferred citywide storm drain and street pavement improvements and maintenance.
- Provide leadership and support to Capital Projects Division to update the City’s Transportation Uniform Mitigation Fee (TUMF) Network through collaborative efforts working with the Western Riverside Council of Governments (WRCOG).
- Continue to set values, to lead by example, and monitor the department’s quality customer service, customer care and same day response.
- Continue to provide leadership and support to all divisions in assessing operational and budgetary statuses throughout the department and implement changes to make the operation most efficient.

Capital Projects

- Complete the construction of Cactus Avenue between Heacock Street and Veterans Way
- Complete the construction of Perris Boulevard between Ironwood Avenue and Manzanita Avenue
- Complete the construction of Corporate Yard Administration Building
- Complete the construction of Nason Street between Cactus Avenue and Fir Avenue
- Complete the construction of Cycle 2 Pavement Resurfacing Project (Frederick Street between Alessandro Boulevard and Sunnymead Boulevard)

- Complete the construction of East Sunnymead Boulevard Storm Drain between Indian Street and SR60-Perris Boulevard off-ramp
- Complete the construction of Reche Vista Drive Realignment between Perris Blvd/Heacock St and the north city limits
- Complete the Preliminary Design of the Theodore Street Interchange
- Complete the Heacock Channel Design by assisting March Joint Powers Authority (MJPA) on this collaborative project
- Complete the design of the Moreno Townsite Flood Control Project and start construction
- Complete the environmental approval of the San Timoteo Flood Control Project
- Continue to collaboratively work with Western Riverside Council of Governments (WRCOG) and Riverside County Transportation Commission (RCTC) regarding Transportation Uniform Mitigation Fee (TUMF) and Measure A funded projects.

Land Development

- Complete City-wide Storm Water Local Implementation Plan.
- Create Hydrology and Hydraulic manual for engineers to better understand what is required on the design of storm drain plans submitted to the City.
- Create and publish an instruction sheet and flowchart for the Public Improvement Agreement and security process.
- Create an internal policy for Precise Grading vs. Rough Grading requirements
- Update to the Master Area Drainage Plan and Area Drainage Plan to address any potential flooding issues.
- Update Division's database of improvement securities
- Mentor/train Engineering plan check staff to further develop their skills relative to WQMPs and Stormwater matters
- Be the lead MS4 negotiator regarding the Fishery Management and Aeration and Mixing Agreement as required in the 2010 NPDES Permit
- Manage existing NPDES MS4 mandates to ensure City compliance
- Analyze impacts to City departments, programs, and budget for the mandates in the upcoming new 2015 NPDES MS4 Permit
- Update the Local Implementation Plan for the city regarding management of the NPDES MS4 Permit based upon current MS4 Permit mandates
- Complete the Special Levy Report for the NPDES Regulatory Rate Schedules
- Ensure 2015 NPDES Annual Report is completed and filed on time
- Ensure City compliance with existing and anticipated NPDES Permit mandates

Maintenance and Operations

- Implement full use of the Road Alert Divisional Operations Center Geographic Information Systems application for Emergency Storm response
- Relocate Maintenance & Operations staff to new City Yard Administration building following completion of the new building construction in 2016
- Expand the current Weekend Weed & Litter Abatement Program in conjunction with the Keep Moreno Valley Program
- Expand the current sidewalk grinding program to allow two crews to work simultaneously at different locations

- Complete an inventory of trees maintained by Maintenance & Operations
- Complete Phase II & III of the City-wide Vehicle & Equipment Replacement Program
- Installation of Global Position System/Automatic Vehicle Location Fleet Tracking System in City vehicles
- Improve the safety and efficiency of the Fleet Shop by improving the design, layout and improving overall organization
- Reduce Fleet Shop inventory levels and implement an inventory control system
- Continue AutoMotive Preventative Maintenance Program for all City vehicles and equipment
- Initiate In-House Car/Equipment Wash Services utilizing community service workers

Special Districts

- Work with property owners within Community Facilities District No. 7, Improvement Area 1 to issue bonds.
- Evaluate options to acquire SCE street lights within Lighting Maintenance District 2014-01
- Work with property owners to determine how to bridge the funding shortfall within Zone 04 of Landscape Maintenance District 2014-02
- Launch a public outreach campaign with residents to determine interest in re-balloting for street lights.
- Work with the Land Development Division to determine the best financing mechanism for the NPDES program.

Transportation

- Upgrade and connect a total of ninety traffic signals within the deployed Intelligent Transportation System (ITS)
- Achieve an annual 5% reduction in citywide injury collisions through continued high collision location monitoring and mitigation program
- Explore the feasibility of the City assuming operational responsibility for Caltrans owned traffic signals at freeway interchanges
- Upgrade twenty existing traffic signals with LED Safety Lighting
- Upgrade 10 existing traffic signals with Accessible Pedestrian Signals (APS)
- Collaborate with the Riverside Transit Agency (RTA) to develop and design Bus Rapid Transit (BRT) routes along Alessandro Boulevard and Perris Boulevard
- Complete a Pedestrian Master Plan
- Achieve \$1,000,000 in Transportation related grant funding
- Develop Traffic Calming Guidelines for use on residential collectors and /or minor arterials

14/15 Accomplishments

Administration

- Designed and implemented the City Hall first floor space planning of cubicles for more efficient use of work area by staff
- Continued efforts with Finance Department to be fiscally responsible in managing the department's GF budget in 2014/15
- Provided leadership and support to the Maintenance & Operations Division regarding their organizational, staffing, vehicles and equipment needs at the City Corporate Yard
- Continued participation in Regional Committees including RCTC and chaired the WRCOG Public Works Committee
- Successfully led Capital Projects Division's efforts with WRCOG staff in including major infrastructure in 2014 TUMF Network Nexus Study, specifically the Theodore/SR-60 Interchange for funding
- Presided over the Traffic Safety and Utilities Commissions, along with Transportation Engineering and MVU Divisions
- Assisted the Economic Development team in attracting variety of new businesses to Moreno Valley through incentivized electric utility rates
- Continued working with the City Manager's Office to plan, fund, and fast-track various Capital Improvement Projects to support the City's Infrastructure needs
- Continued efforts in promoting quality customer service and Customer Care through Same Day Response philosophy
- Continued assessing department strategic planning on a weekly basis through task assignment, monitoring & reporting system (known as the Green Sheets) and promoted the same throughout the department divisions

Capital Projects

- Alessandro Boulevard Median Improvements between Perris Boulevard and Indian Street
- Cycle 1 Citywide Pavement Resurfacing of Alessandro Blvd., Bay Ave., Dracaea Ave., and Cottonwood Ave
- Cycle 3 Pedestrian Access Ramp Enhancements
- Cycle 4 Pedestrian and Bicycle Enhancement Project
- Cycle 5 ADA Ramp Improvements at (29) Various Locations
- Alessandro Boulevard Pavement Modifications
- Delphinium Av Sidewalk Improvements
- Heacock Street South Extension (Study/Preliminary Design)
- Civic Center Site Improvements
- Started construction work on the Corporate Yard Administration Building
- Started construction work on Heacock Street between San Michele Road and Krameria Avenue
- Started construction work on the remodel/upgrade of Fire Station 48
- Security Fencing installed at Fire Station 48 and Fire Station 65
- Started construction work on Nason Street between Fir Avenue and Cactus Avenue

- Started construction work on Perris Boulevard between Manzanita Avenue and Ironwood Boulevard
- Started construction work on the East Sunnymead Boulevard Storm Drain Project between Indian Avenue and the SR60/Perris Boulevard Interchange Off Ramp.
- Started construction work on the Cactus Avenue East Bound 3rd Lane Project between Veterans Way and Heacock Street.
- Completed the FY 2014-15 Capital Improvement Plan Budget
- Completed the SR 60/Nason Overcrossing Bridge Landscaping Project
- Recognized at the Construction Management Associated of America – Southern California Chapter for excellence in delivery of the SR60/Nason Overcrossing Project
- Recognized at the American Public Works Association – Southern California Chapter for excellence in delivery of the SR60/Nason Overcrossing Project

Land Development

- Issued 322 permits for grading, construction and special events.
- Provided oversight of the public improvements for the Harbor Freight expansion, Amazon and Proctor & Gamble projects
- Assisted County Flood Control District in preparing the final WQMP Guidance Document
- Assisted 1674 counter customers.
- Attended Planning Commission Meetings and participated in the Entitlement process
- Performed project plan checks and quality control of final plans for development projects throughout the city
- Implemented the DIF program on development projects
- Reviewed three-ring binders containing actual project costs for calculating DIF reimbursements
- Revised/Updated Existing and Created New Standard Conditions of Approval
- Reviewed TUMF Monthly Report and processed Direct Payments to WRCOG
- Provided Safety and Job-Related Training to Inspection Staff
- Assisted Finance in Reconciling In-Lieu Fee Deposit Account and Completed CIP Budget Sheets during Management Analyst position vacancy period
- Created the LD Division Mission Statement
- Add to the LDD's website, flow charts that will help developers and the general public understand the necessary steps for the WQMP review, Plan Check process and Final Map process.
- Assisted public Counter Customers
- Update City's Storm Water Pollution Prevention Materials.
- Created a Resolution and Administrative Policy for existing Sunnymead Blvd. sign encroachments
- Updated the Partial Security Reduction Policy
- Trained staff on how to prepare CSA 152 Invoices and update all parcels for addition to county tax assessor files
- Completed and monitor the City's NPDES Local Implementation Plan

- Assist Purchasing Division regarding NOV City received from SARWQB regarding non-payment for City parcels to WRCAC for TMDL (?)
- Complete the NPDES Regulatory Rate Schedules for addition to county tax assessor files
- Assist County FCD in preparing the final WQMP Guidance Document
- Continue to work on SWMP project to inventory private Treatment Control Best Management Practices—GIS/GPS database
- Coordinate any necessary annual continuing education units for biennial CFM certification
- Complete CRS Annual audit and report
- Complete NPDES Annual Report
- Attend all required NPDES TAC meetings, WRCOG NPDES Road Standards Committee meetings and TMDL meetings
- Evaluate and comment to Flood Control on the Watershed Action Plan and the Hydromodification Plan

Maintenance & Operations

- Secured MSRC grant funding in the amount of \$105,000 for bicycle infrastructure improvements, construction of an electric vehicle charging station, and partial funding for the purchase/replacement of a street sweeper.
- Secured Carl Moyer grant funding in the amount of \$49,412 to assist in the purchase/replacement of (3) off-road vehicles.
- Completed City-wide sidewalk inventory for inclusion in the City Global Positioning System
- Completed City-wide guard rail inventory for inclusion in the City Global Positioning System
- Street Maintenance Program – July 2014 – April 2015
 - Repaired 3,074 potholes
 - Crack sealed 14 lineal miles of pavement
 - Sprayed herbicide on 498 acres of right-of-way
 - Supervised Riverside County Sheriff Work Release Program workers that spent 29,598 hours removing weeds & litter from 90 lineal miles of right-of-way
- Concrete Maintenance Program – July 2014 – April 2015
 - Reconstructed 936 square feet of damaged sidewalk
 - Mitigated tripping hazards at 2,029 sidewalk locations by grinding/ramping
- Illegal Dumping Program/Hazardous Materials Response Program – July 2014 – April 2015
 - Responded to 3 hazardous materials incidents
 - Removed illegally dumped debris from 22 locations
 - Responded to 99 Stand-by/Emergency Call-outs
- Tree Maintenance Program – July 2014 – April 2015
 - Trimmed 421 trees within the public right-of-way
 - Removed 259 trees within the public right-of-way
- Graffiti Abatement Program – July 2014 – April 2015
 - Removed graffiti from 12,793 public and private locations

- Street Sweeping Program – July 2014 – April 2015
 - Swept 14,418 curb miles of streets and medians
- Storm Drain Maintenance Program – July 2014 – April 2015
 - Inspected/Cleaned 1,305 catch basins
- Vehicle & Equipment Maintenance Program – July 2014 – April 2015
 - Performed 741 vehicle repairs
 - Performed 143 miscellaneous equipment repairs
 - Performed 192 preventative maintenance services
 - Responded to 55 road call requests
 - Placed into service a Compressed Natural Gas Sweeper, Patch Truck, Stand-by Vehicle, and 2-ton Utility Flatbed
- Special Projects
 - Concrete approach to access channel at 9746 Mira Montes Court
 - Driveway extension and conversion for handicap accessibility at the CRC
 - Provided traffic control and set-up at various special events including the 4th of July Parade, Family Fun Fest, and West Coast Thunder

Special Districts

Administration

- Amended Community Facilities District 2014-01 (Maintenance Services) to separate landscaping and street lighting tax rates areas to allow for more flexibility in utilizing the district.
- Amended Community Facilities District 2014-01 (Maintenance Services) a second time to add tax rate areas for arterial street lights, non-residential landscaping, and an expanded tax rate areas for residential landscape maintenance ensure equitable apportionment of the tax.
- Worked with the bond holder and received final payment for Assessment District 96-1.
- Worked with Capital Projects to include a slurry seal project bid for the alleyway within Assessment District 98-1.
- Submitted a comprehensive special financing district maximum and applied fixed charge report for Finance Subcommittee.
- Completed the annual process for authorization (Public Hearing) of calculation maximum and applied parcel charges/taxes for Community Services District.
- Completed the annual process for approval of calculation of maximum and applied special taxes and authorization to levy on the property tax rolls from the CFD legislative bodies.
- Completed the annual process (Resolution of Intention and Public Hearing) for approval of calculation of maximum and applied assessments for Lighting Maintenance District 2014-01.
- Completed the annual process (Resolution of Intention and Public Hearing) for approval of calculation of maximum and applied assessments for Landscape Maintenance District 2014-02.
- Submitted approximately 176,500 fixed charges for 48,242 parcels to the County of Riverside for inclusion on the property tax bills. The total value of the charges was \$15 million: approximately \$5.7 million will fund maintenance of

landscaping in special districts, street lighting and CFD debt service payments; \$5.9 million for Parks: Zone A and CFD No. 1 (53,008 charges); \$124,907 for Nuisance Abatement (113 charges); \$439,115 for NPDES (5,115 charges); and approximately \$2.8 million for solid waste (7,729 charges).

- Converted and submitted all FY 2014/15 Fixed Charges via File Transfer Protocol (FTP), with zero errors.
- Prepared and disseminated three Community Facilities Districts continuing disclosure reports in compliance with the continuing disclosure agreements and SEC rules.
- Prepared and disseminated six Community Facilities District Annual Special Tax Reports in compliance with Government Code Sections 53410 and 53411.
- Continued public awareness of annual parcel charges with the distribution of postcards noticing the property owners of approximately 41,000 parcels of the public hearing to continue the levy of existing CSD charges.
- Conducted 8 Mail Ballot Proceedings for new charges for the NPDES program.
- Conducted 3 landowner petitions to annex property into Community Facilities District No. 1 (Park Maintenance).
- Conducted 5 landowner petitions to annex property into Community Facilities District No. 2014-01 (Maintenance Services).
- Created a landscape palette and conducted residential outreach for and received property owner approval to annex Tract 27251 into Landscape Maintenance District No. 2014-02, as Zone 09.
- Continued updates to the Division's public webpage including updates with the Landscaping and Lighting Annual Engineer's Reports and Zone 09 annexation process and Engineer's Report.
- Developed a Broken Sprinkler website link and reporting form on the City's website giving residents a tool to report leaking or broken sprinklers within City maintained areas.
- Mailed the Special Financing Districts 2014 Annual Update to property owners of over 48,000 parcels, highlighting the different CSD service zones and key accomplishments for the previous year.
- Increased the landscape maintenance frequency for Zone 03 of Landscape Maintenance District 2014-02 from a 4 times a year rotation to an every other month frequency and notified property owners via postcard.
- Increased the landscape maintenance frequency for Tract 20715 from a 4 times a year rotation to a monthly rotation and notified property owners via postcard.
- Conducted a survey of a sampling of residents to determine level of interest in developing a parkway improvement program to include installation and ongoing maintenance.
- Conducted a survey of a sampling of property owners adjacent to major roadways to determine interest level in a loan program to replace worn out wooden fences.
- Issued an RFP for a landscape architect to design landscape concepts for a parkway improvement program.
- Initiated ongoing customer care training with staff, to include discussions during monthly staff meetings.

- Submitted an application for grant funding to reconstruct the Alessandro medians to include removal of turf and installation of drought tolerant landscaping through the State Water Resources Board
- Responded to the Governor's Executive Order to eliminate watering of turfed medians with potable water.
- Submitted \$245,000 worth of turf removal rebate applications through Metropolitan Water District for replacement of turf with drought tolerant landscaping at the following: Alessandro Blvd. medians (between Old 215 Frontage Rd to Indian St.); Centerpoint Dr. medians (between Frederick St. and Town Circle); Towngate Blvd. medians (between Frederick St. and Eucalyptus Ave.); Parkland Ave. medians located in residential housing Tract 18512 (west of Heacock St., south of Manzanita Ave.); and, Day St. medians (between SR 60 and Campus Pkwy) (shared with the City of Riverside).
- Submitted \$745,000 worth of turf removal rebate applications through Metropolitan Water District for replacement of turf with drought tolerant landscaping for 34 parkways throughout the City's landscape districts.
- Working with Bond Counsel reviewed the request (MOU) of property owners of Community Facilities District No. 7, Improvement Area No. 1 to amend the RMA and issue debt.
- Reviewed and received City Council approval of a Partial Rescission Agreement for MVUSD's Community Facilities District No. 91-1, Improvement Area 1.
- Processed and executed a Maintenance Estoppel for a property owner within Community Facilities District 4-Maintenance.

Street Lights

- Continued to facilitate the Coalition for Affordable Street Lights participation in Phase 1 of SCE's 2015 General Rate Case amongst the cities of Torrance, Murrieta, Rancho Cucamonga and Huntington Beach.
- Re-initiated discussions with SCE to acquire the street lights within Community Services District Zone C, Lighting Maintenance District 2014-01, and Community Facilities District No. 2014-01.
- Processed 483 street light repair requests: 445 SCE maintained and 38 MVU maintained.

Maintenance

- Retrofitted the Alessandro median east of Frederick St. with drought tolerant landscaping which included removal of excess dirt, installation of drip irrigation and 300 drought tolerant shrubs.
- Trimmed 1,923 trees in the special district's parkways and medians; 176 tree and/or stump removals.
- Installed 2,375 cubic yards of mulch on parkways citywide.
- Responded to 173 Underground Service Alerts.
- Responded to 107 Landscape Service Requests.
- Completed a field survey audit of all medians within Zone M district to verify square footages and adjusted the landscape maintenance contracts accordingly.

- Conducted an audit of the landscape area square footages within the Zone S district and adjusted the landscape maintenance contracts accordingly.
- Negotiated a Temporary Right of Entry Agreement with Highland Fairview to maintain the Nason median, north of Cactus
- Converted 42,000 square feet of turf landscaping from potable to reclaimed water in LMD 2014-02 Zone 03, which was partially funded by a grant from the Metropolitan Water District.
- In partnership with the Hidden Springs Residents Committee, developed and install a priority list for \$20,000 in reinvestments (e.g. mulch, benches & trashcans and additional tree trimming/removals).

Landscape Development

- Assumed parkway landscape maintenance for Tract 32715 (1/23/15)
- Assumed parkway landscape maintenance for Tract 32505 (3/23/15)
- Completed plan checks for Tracts 27251 and 36436.
- Completed plan check for March Business Center medians.

Transportation

- Secured \$612,000 of Highway Safety Improvement Program (HSIP) grant funding to construct street improvements at the intersection of Alessandro Boulevard and Graham Street / Alessandro Boulevard / Chagall Court
- Secured \$816,000 of HSIP grant funding to upgrade all existing traffic signals with pedestrian countdown timers / ADA compliant push buttons and to implement a citywide Safe Routes to School program
- Secured \$1.6 million of Active Transportation Program (ATP) grant funding to construct Safe Routes to School sidewalk infrastructure
- Completed the Transportation Management Center (TMC) in City Hall
- Updated the City's Bicycle Master Plan
- Established an Ordinance prohibiting Vehicles for Sale on certain city streets
- Presented fifteen action item staff reports at Traffic Safety Commission
- Installed approximately 15 miles of new bike lanes / marked routes
- Upgraded two crosswalks with Rectangular Rapid Flash Beacons
- Processed 60 Requests for Service
- Processed 252 Development Reviews (including entitlements, plans checks, traffic studies, and Environmental Impact Reports)
- Installed fiber optics to 10 new intersections and added 14 intersections to the traffic control system
- Added 15 cameras to the camera system
- Completed 57 signing and striping modification work orders
- Installed 1,219 square feet of thermoplastic markings
- Painted 207 miles of long line striping
- Replaced or repaired 527 signs
- Performed 1464 preventive maintenance checks
- Responded to 87 after hours call-outs
- Installed five radar speed feedback signs and foundations

- Upgraded two traffic signals with Accessible Pedestrian Signals (APS)
- Upgraded 23 traffic signals with Emergency Vehicle Pre-emption equipment and wiring
- Installed three new traffic signals controller cabinets
- Upgraded three traffic signals with LED Safety Lighting
- Upgraded three traffic signals with pedestrian countdown modules

City of Moreno Valley
 FY 2015/16 - 2016/17 Position Summary Report by Department

Department / Position Title		FY 2010/11 No.	FY 2011/12 No.	FY 2012/13 No.	FY 2013/14 No.	FY 2014/15 Adj.	FY 2014/15 No.	FY 2015/16 Adj.	FY 2015/16 No.	FY 2016/17 Adj.	FY 2016/ No.
Public Works											
Accounting Technician	FT	2	2	2	1	-	1	(1)	-	-	-
Administrative Asst	FT	-	-	-	1	(1)	-	-	-	-	-
Assoc Environmental Engineer	FT	1	-	-	1	-	1	-	1	-	-
Associate Engineer	FT	6	3	3	5	-	5	(1)	4	-	-
Asst Crossing Guard Spvr	P/T	1	1	1	1	-	1	-	1	-	-
Construction Inspector	FT	4	3	3	5	-	5	(1)	4	-	-
Crossing Guard	P/T	35	35	35	35	-	35	-	35	-	3
Crossing Guard Supervisor	FT	1	1	1	1	-	1	-	1	-	-
Dep PW Dir /Asst City Engineer	FT	1	1	1	1	-	1	-	1	-	-
Electric Utility Division Mgr	FT	1	1	1	1	-	1	(1)	-	-	-
Electric Utility Program Coord	FT	1	1	1	1	-	1	(1)	-	-	-
Engineering Division Manager	FT	1	-	-	1	-	1	-	1	-	-
Engineering Technician I I	FT	1	1	1	1	-	1	-	1	-	-
Environmental Analyst	FT	1	-	-	1	-	1	-	1	-	-
Equipment Operator	FT	4	4	4	4	-	4	-	4	-	-
Executive Asst I	FT	1	1	1	1	-	1	-	1	-	-
Fleet Supervisor	FT	-	-	-	-	-	-	1	1	-	-
Landscape Irrigation Tech	FT	-	-	-	-	-	-	1	1	-	-
Landscape Svcs Inspector	FT	-	-	-	-	-	-	2	2	-	-
Landscape Svcs Supervisor	FT	-	-	-	-	-	-	1	1	-	-
Lead Maintenance Worker	FT	3	3	3	3	-	3	1	4	-	-
Lead Traffic Sign/Marking Tech	FT	2	2	2	2	-	2	-	2	-	-
Lead Vehicle / Equip Tech	FT	1	1	1	1	-	1	(1)	-	-	-
Maint & Operations Div Mgr	FT	1	1	1	1	-	1	-	1	-	-
Maintenance Worker I	P/T	-	-	-	7	(7)	-	-	-	-	-
Maintenance Worker I/II	FT	12	12	12	12	6	18	-	18	-	1
Maintenance Worker II	P/T	1	1	1	1	(1)	-	-	-	-	-
Management Aide	FT	-	-	-	-	-	-	1	1	-	-
Management Analyst	FT	2	1	2	2	-	2	-	2	-	-
Management Asst	FT	2	2	2	4	-	4	(1)	3	-	-
Permit Technician	FT	2	1	1	1	-	1	-	1	-	-
PW Director / City Engineer	FT	1	1	1	1	-	1	-	1	-	-
PW Program Manager	FT	-	-	-	-	-	-	-	-	-	-
Recycling Specialist	FT	-	-	-	1	(1)	-	-	-	-	-
Resource Analyst	FT	-	-	-	-	-	-	-	-	-	-
Spec Districts Div Mgr	FT	-	-	-	-	-	-	1	1	-	-
Sr Accountant	FT	-	-	-	-	-	-	-	-	-	-
Sr Administrative Asst	FT	4	3	3	4	1	5	-	5	-	-
Sr Electrical Engineer	FT	1	1	1	1	-	1	(1)	-	-	-
Sr Engineer, P.E.	FT	11	8	8	9	-	9	(2)	7	-	-
Sr Engineering Technician	FT	1	1	1	1	-	1	-	1	-	-
Sr Equipment Operator	FT	1	1	1	1	-	1	-	1	-	-
Sr Financial Analyst	FT	1	1	1	1	-	1	(1)	-	-	-
Sr Management Analyst	FT	1	1	1	1	-	1	2	3	-	-
Sr Office Asst	FT	1	1	1	1	-	1	-	1	-	-
Sr Traffic Engineer	FT	1	1	1	1	-	1	(1)	-	-	-
Sr Traffic Signal Technician	FT	1	1	1	1	-	1	-	1	-	-
Storm Water Prog Mgr	FT	1	-	-	1	-	1	-	1	-	-
Street Maintenance Supervisor	FT	2	2	2	2	-	2	-	2	-	-
Traffic Operations Supervisor	FT	1	1	1	1	-	1	-	1	-	-
Traffic Sign / Marking Tech I	FT	1	1	1	1	-	1	-	1	-	-
Traffic Sign/Marking Tech II	FT	2	2	2	2	-	2	-	2	-	-
Traffic Signal Technician	FT	2	2	2	2	-	2	-	2	-	-
Trans Div Mgr / City Traf Engr	FT	1	1	1	1	-	1	-	1	-	-
Tree Trimmer	FT	1	1	1	1	-	1	(1)	-	-	-
Vehicle / Equipment Technician	FT	2	2	2	3	-	3	-	3	-	-
TOTAL - Public Works		124	110	111	132	(3)	129	(3)	126	-	126

Attachment: Exhibit A - Proposed Budget Book [Revision 2] (1488 : PUBLIC HEARING ESTABLISHING APPROPRIATIONS (?GANN?) LIMIT FOR

**City of Moreno Valley
2015/16 - 2016/17 Proposed Budget
DEPARTMENT PROGRAM SUMMARY**

Department/Fund	Section	2012/13 Actual	2013/14 Actual	2014/15 Amended Budget	2015/16 Proposed Budget	Increase (Decrease) over/(under) 2014/15 Amended	2016/17 Proposed Budget	Increase (Decrease) over/(under) 2015/16 Proposed
70 Public Works								
1010 GENERAL FUND	20410 Land Development	-	1,811,580	2,044,197	2,118,032	73,835	2,155,033	37,001
	20453 Stormwater Regulatory Permit	-	189,112	312,355	300,282	(12,073)	300,549	267
	45010 Public Works - Admin	140,660	172,398	180,472	173,962	(6,510)	176,176	2,214
	45110 Transportation Eng - General	1,163,992	1,155,847	1,321,110	1,392,409	71,299	1,413,338	20,929
	45111 Traffic Signal Maintenance	681,908	481,305	628,693	620,122	(8,571)	625,774	5,652
	45112 Crossing Guards	88	-	-	-	-	-	-
	45122 Public Works - Sign/Striping	67,512	-	101,770	-	(101,770)	-	-
	45210 Capital Projects- General	(49)	-	-	24,359	24,359	24,359	-
	45211 Street Projects Engineering	8,987	8,900	8,900	1,071	(7,829)	1,071	-
	45310 Solid Waste	151,503	125,404	-	-	-	-	-
	45311 Public Works - Street Maint	-	-	47,430	697,822	650,392	697,822	-
	45312 Public Works - Concrete Maint	-	-	-	23,102	23,102	23,102	-
	45314 Public Works - Graf Removal	4,500	4,500	4,500	25,390	20,890	25,390	-
	45315 Public Works - Tree Trimming	20,400	20,400	20,400	-	(20,400)	-	-
	45317 Storm Drain Channel Maintenance	-	5,387	22,222	25,000	2,778	25,000	-
	45370 Fleet Operations	-	-	-	2,482,909	2,482,909	2,547,650	64,741
	80001 CIP - Street Improvements	41,029	120,442	28,997	-	(28,997)	-	-
	80004 CIP - Drainage/Sewers/WaterLine s	38,330	8,469	3,201	-	(3,201)	-	-
2000 STATE GAS TAX	45122 Public Works - Sign/Striping	888,257	1,024,972	1,099,581	-	(1,099,581)	-	-

**City of Moreno Valley
2015/16 - 2016/17 Proposed Budget
DEPARTMENT PROGRAM SUMMARY**

Department/Fund	Section	2012/13 Actual	2013/14 Actual	2014/15 Amended Budget	2015/16 Proposed Budget	Increase (Decrease) over/(under) 2014/15 Amended	2016/17 Proposed Budget	Increase (Decrease) over/(under) 2015/16 Proposed
	45130 Crossing Guards	610,434	554,164	663,867	541,979	(121,888)	545,387	3,408
	45220 Infrastructure Projects Eng	543,810	981,394	1,098,004	367,959	(730,045)	357,557	(10,402)
	45311 Public Works - Street Maint	1,932,928	2,092,324	2,156,474	2,344,919	188,445	2,386,664	41,745
	45312 Public Works - Concrete Maint	372,815	392,894	438,717	438,081	(636)	445,936	7,855
	45314 Public Works - Graf Removal	303,734	323,518	413,122	393,529	(19,593)	400,415	6,886
	45315 Public Works - Tree Trimming	437,388	466,303	472,625	-	(472,625)	-	-
	80001 CIP - Street Improvements	1,329,948	87,577	-	-	-	-	-
	80004 CIP - Drainage/Sewers/WaterLines	10,700	15,268	24,032	-	(24,032)	-	-
2001 MEASURE A	45122 Public Works - Sign/Striping	1,926	239,927	222,225	1,372,869	1,150,644	1,466,476	93,607
	45230 Measure A	313,053	280,864	445,244	242,317	(202,927)	243,395	1,078
	45311 Public Works - Street Maint	216	23,689	1,058,000	-	(1,058,000)	-	-
	45315 Public Works - Tree Trimming	-	-	-	501,170	501,170	510,294	9,124
	80001 CIP - Street Improvements	3,604,757	2,217,758	9,938,254	1,210,000	(8,728,254)	1,035,000	(175,000)
	80002 CIP - Bridges	1,482,445	1,011,534	85,186	3,000	(82,186)	360,000	357,000
	80004 CIP - Drainage/Sewers/WaterLine s	-	57,895	1,442,106	70,000	(1,372,106)	-	(70,000)
	80007 CIP - Parks	-	-	-	-	-	-	-
	80008 CIP - Traffic Signals	114,741	120,946	190,225	299,000	108,775	80,000	(219,000)
2002 PROP 42 REPLACEMENT FUND	80001 CIP - Street Improvements	286,133	843,310	-	-	-	-	-
	80001 CIP - Street Improvements	76,042	-	-	-	-	-	-
2004 PROP 1B	80002 CIP - Bridges	589	-	-	-	-	-	-
2005 AIR QUALITY MANAGEMENT	45140 Air Quality Management	15,000	14,996	18,562	15,400	(3,162)	15,400	-

**City of Moreno Valley
2015/16 - 2016/17 Proposed Budget
DEPARTMENT PROGRAM SUMMARY**

Department/Fund	Section	2012/13 Actual	2013/14 Actual	2014/15 Amended Budget	2015/16 Proposed Budget	Increase (Decrease) over/(under) 2014/15 Amended	2016/17 Proposed Budget	Increase (Decrease) over/(under) 2015/16 Proposed
	45340 Public Works-Street Sweeping	214,504	221,990	230,370	186,972	(43,398)	192,632	5,660
	80008 CIP - Traffic Signals	117,742	108,663	74,846	30,000	(44,846)	30,000	-
2006 SPEC DIST ADMIN	25701 Special Districts - General	-	-	-	848,949	848,949	872,737	23,788
	25702 Special Districts - M&O On Call	-	-	-	2,000	2,000	2,000	-
2007 STORM WATER MAINTENANCE	45340 Public Works-Street Sweeping	257,505	273,860	250,220	166,714	(83,506)	167,625	911
	45341 Public Works-Catch Basin Maint	167,544	171,048	213,780	230,050	16,270	233,629	3,579
2008 STORM WATER MANAGEMENT	20450 Stormwater - NPDES	-	372,967	576,993	544,455	(32,538)	546,935	2,480
	20451 Stormwater Inspections	-	76,633	137,066	90,587	(46,479)	91,426	839
	20452 Stormwater Plan Checks	-	-	(773)	-	773	-	-
	20453 Stormwater Regulatory Permit	-	-	(195)	-	195	-	-
2010 CFD #4M	25804 CFD No 4-M	-	30,747	33,978	33,815	(163)	33,815	-
	45470 CFD #4M	-	-	-	-	-	-	-
2011 PUB/EDUC/GOVT ACCESS PROG FD	80003 CIP - Buildings	111	500,344	-	-	-	-	-
2200 BEVERAGE CONTAINER RECYCLING	77311 Beverage Container Recycling	62,283	36,505	-	-	-	-	-
	77412 OPP 2 - FY 2011/12 & FY 2012/13	57,018	-	-	-	-	-	-
2207 OIL PAYMENT GRANT	77413 OPP 3 Grant	8,696	46,932	-	-	-	-	-
	77414 OPP 4 Grant	-	8,042	-	-	-	-	-
2301 CAPITAL PROJECTS GRANTS	80001 CIP - Street Improvements	-	-	6,483,600	-	(6,483,600)	-	-
	80002 CIP - Bridges	-	-	50,000	-	(50,000)	-	-
	80008 CIP - Traffic Signals	-	-	2,580,000	-	(2,580,000)	-	-
2511 FY10 EOC GRANT	80003 CIP - Buildings	187,046	-	-	-	-	-	-
2512 COMM DEV BLOCK GRANT (CDBG)	80001 CIP - Street Improvements	516,098	528,953	1,123,067	690,000	(433,067)	550,000	(140,000)

**City of Moreno Valley
2015/16 - 2016/17 Proposed Budget
DEPARTMENT PROGRAM SUMMARY**


Department/Fund	Section	2012/13 Actual	2013/14 Actual	2014/15 Amended Budget	2015/16 Proposed Budget	Increase (Decrease) over/(under) 2014/15 Amended	2016/17 Proposed Budget	Increase (Decrease) over/(under) 2015/16 Proposed
	80004 CIP - Drainage/Sewers/WaterLines	-	45,176	1,529,824	-	(1,529,824)	-	-
2050 CFD 2014-01	25722 CFD 2014-01	-	-	-	14,811	14,811	21,612	6,801
2800 SCAG ARTICLE 3 FUND	80001 CIP - Street Improvements	-	216,284	250,000	-	(250,000)	-	-
3000 FACILITY CONSTRUCTION	80001 CIP - Street Improvements	6,736,884	20,320	-	-	-	-	-
	80003 CIP - Buildings	361,770	384,875	3,781,952	-	(3,781,952)	-	-
	80004 CIP - Drainage/Sewers/WaterLines	-	361,629	887,730	-	(887,730)	-	-
3002 PW GENERAL CAPITAL PROJECTS	80001 CIP - Street Improvements	3,478,145	2,319	1,564,659	25,700	(1,538,959)	-	(25,700)
	80004 CIP - Drainage/Sewers/WaterLines	315,438	3,616,851	567,711	447,054	(120,657)	-	(447,054)
	80008 CIP - Traffic Signals	56,922	26,804	-	-	-	-	-
3003 TUMF CAPITAL PROJECTS	80001 CIP - Street Improvements	7,177,105	378,330	6,089,701	300,000	(5,789,701)	2,000,000	1,700,000
	80002 CIP - Bridges	-	-	-	-	-	-	-
3005 FIRE SERVICES CAPITAL	80003 CIP - Buildings	76,680	287,870	669,496	-	(669,496)	-	-
3008 CAPITAL PROJECTS REIMBURSEMENTS	80001 CIP - Street Improvements	127	452,678	4,352,353	-	(4,352,353)	-	-
	80002 CIP - Bridges	-	849,496	2,231,651	-	(2,231,651)	-	-
	80003 CIP - Buildings	180	45,932	10,000	-	(10,000)	-	-
	80004 CIP - Drainage/Sewers/WaterLines	-	65,601	4,830	-	(4,830)	-	-
3301 DIF ARTERIAL STREETS CAPITAL PRO	80001 CIP - Street Improvements	1,836,755	662,192	1,330	-	(1,330)	-	-
3302 DIF TRAFFIC SIGNAL CAPITAL PROJ	80001 CIP - Street Improvements	292,433	-	-	-	-	-	-
	80008 CIP - Traffic Signals	439,534	848,397	2,451,391	120,000	(2,331,391)	-	(120,000)

**City of Moreno Valley
2015/16 - 2016/17 Proposed Budget
DEPARTMENT PROGRAM SUMMARY**

Department/Fund	Section	2012/13 Actual	2013/14 Actual	2014/15 Amended Budget	2015/16 Proposed Budget	Increase (Decrease) over/(under) 2014/15 Amended	2016/17 Proposed Budget	Increase (Decrease) over/(under) 2015/16 Proposed
3311 DIF INTERCHANGE IMPROV CAP PROJ	80001 CIP - Street Improvements	181,683	18,339	361,305	-	(361,305)	-	-
	80002 CIP - Bridges	-	974,480	142,996	-	(142,996)	-	-
3401 2005 LEASE REV BONDS-CAP ADMIN	80001 CIP - Street Improvements	64,089	1,702	3,298	-	(3,298)	-	-
	80002 CIP - Bridges	-	-	-	-	-	-	-
	80003 CIP - Buildings	695,053	220,641	59,474	-	(59,474)	-	-
3411 TRIP CAPITAL PROJECTS	80001 CIP - Street Improvements	-	1,439,489	16,628,208	14,870	(16,613,338)	-	(14,870)
3412 2007 TABS A CAPITAL PROJECTS	80001 CIP - Street Improvements	6,536,238	1,847,522	-	-	-	-	-
	80002 CIP - Bridges	7,383,776	7,486,406	-	-	-	-	-
	80003 CIP - Buildings	158,577	-	-	-	-	-	-
	80004 CIP - Drainage/Sewers/WaterLines	8,394	-	-	-	-	-	-
4019 CFD#5 STONERIDGE	25805 CFD No 5	-	-	-	405,800	405,800	412,400	6,600
	45477 CFD #5 Stoneridge	14,670	12,113	-	-	-	-	-
4820 SUCCESSOR AGENCY CAP PROJ	80001 CIP - Street Improvements	(526,449)	(63,168)	-	-	-	-	-
	80004 CIP - Drainage/Sewers/WaterLines	54,659	(65,432)	-	-	-	-	-
4821 SUCCESSOR AGENCY 2007 TABS A CAP	80001 CIP - Street Improvements	82,067	-	-	-	-	-	-
	80002 CIP - Bridges	(366,362)	-	-	-	-	-	-
	80003 CIP - Buildings	1,451,836	-	-	-	-	-	-
	80004 CIP - Drainage/Sewers/WaterLines	94,278	-	-	-	-	-	-
5012 LMD 2014-01	25703 Street Lighting	-	-	-	1,700,769	1,700,769	1,795,108	94,339
5013 ZONE E EXTENSIVE LANDSCAPE	25705 Zone E Extensive Landscape	-	-	-	80,495	80,495	80,489	(6)
	25713 Zone E-7	-	-	-	103,100	103,100	105,300	2,200
	25714 Zone E-8	-	-	-	344,200	344,200	345,800	1,600
5014 LMD 2014-02	25721 LMD 2014-02	-	-	-	2,326,393	2,326,393	2,412,448	86,055

**City of Moreno Valley
2015/16 - 2016/17 Proposed Budget
DEPARTMENT PROGRAM SUMMARY**

Department/Fund	Section	2012/13 Actual	2013/14 Actual	2014/15 Amended Budget	2015/16 Proposed Budget	Increase (Decrease) over/(under) 2014/15 Amended	2016/17 Proposed Budget	Increase (Decrease) over/(under) 2015/16 Proposed
5015 CFD 2014-01	25722 CFD 2014-01	-	-	-	-	-	-	-
5110 ZONE C ARTERIAL ST LIGHTS	25703 Street Lighting	-	-	-	1,005,200	1,005,200	1,033,249	28,049
5111 ZONE D STANDARD LANDSCAPE	25704 Zone D Standard Landscape	-	-	-	1,178,686	1,178,686	1,204,716	26,030
5112 ZONE M MEDIANS	25719 Zone M	-	-	-	195,126	195,126	199,740	4,614
5114 ZONE S	25720 Zone S	-	-	-	53,346	53,346	54,449	1,103
6010 ELECTRIC	45510 Electric Utility - General	14,540,240	17,685,125	17,266,733	-	(17,266,733)	-	-
	45511 Public Purpose Program	569,707	931,102	2,048,789	-	(2,048,789)	-	-
6011 ELECTRIC - RESTRICTED ASSETS	80005 CIP - Electric Utility	-	-	37,300	-	(37,300)	-	-
	45511 Public Purpose Program	-	(1,394,785)	870,000	-	(870,000)	-	-
	80005 CIP - Electric Utility	-	-	30,000	-	(30,000)	-	-
6020 2007 TAXABLE LEASE REVENUE BONDS	45520 2007 Taxable Lease Rev Bonds	1,386,627	1,366,425	1,830,995	-	(1,830,995)	-	-
	80001 CIP - Street Improvements	835,595	1,755	-	-	-	-	-
	80005 CIP - Electric Utility	129,525	1,014,363	1,724,448	-	(1,724,448)	-	-
6030 2005 LEASE REVENUE BONDS	45530 2005 Lease Revenue Bonds	207,458	174,364	3,167,159	-	(3,167,159)	-	-
7310 FACILITIES MAINTENANCE	80003 CIP - Buildings	-	126,186	1,000	-	(1,000)	-	-
7410 EQUIPMENT MAINT / FLEET OPS	45360 Equipment Maintenance	770,232	754,544	1,810,784	-	(1,810,784)	-	-
	45370 Fleet Operations	-	-	-	1,315,675	1,315,675	1,318,383	2,708
70 Public Works Total		\$ 71,276,186	\$ 58,025,682	\$ 106,618,540	\$ 28,139,450	\$ (78,479,090)	\$ 29,566,281	\$ 1,426,831



**City of Moreno Valley
2015/16 - 2016/17 Proposed Budget
DEPARTMENT PROGRAM SUMMARY**

Department/Fund	Section	2012/13 Actual	2013/14 Actual	2014/15 Amended Budget	2015/16 Proposed Budget	Increase (Decrease) over/(under) 2014/15 Amended	2016/17 Proposed Budget	Increase (Decrease) over/(under) 2015/16 Proposed
99 Non-Department								
	91010 Non-Dept General Fund							
1010 GENERAL FUND	Fund	3,443,355	3,435,439	4,558,088	4,473,383	(84,705)	4,071,676	(401,707)
2000 STATE GAS TAX	92000 Non-Dept Gas Tax	-	111,365	366,682	50,000	(316,682)	50,000	-
	92001 Non-Dept Measure A							
2001 MEASURE A	A	35,969	3,414,386	2,708,856	2,093,600	(615,256)	2,563,600	470,000
2007 STORM WATER MAINTENANCE	92007 Non-Dept Storm Water Maintenance	-	501	-	-	-	-	-
2008 STORM WATER MANAGEMENT	92008 Non-Dept Storm Water Management	-	4,918	102,878	-	(102,878)	-	-
2011 PUB/EDUC/GOVT ACCESS PROG FD	92011 Non-Dept Pub Ed/Govt Access	-	865	-	-	-	-	-
2016 DISASTER	92016 Non-Dept Disaster	390,278	-	-	-	-	-	-
	92201 Non-Dept Child Care Grant							
2201 CHILD CARE GRANT	Care Grant	-	677	-	-	-	-	-
2202 ASES PROGRAM GRANT	92202 Non-Dept Stars Program Grant	-	15,900	-	-	-	-	-
2512 COMM DEV BLOCK GRANT (CDBG)	92512 Non-Dept Comm Dev Block Grant (CDBG)	-	15,411	45,851	-	(45,851)	-	-
2705 OTS GRANTS PUBLIC SAFETY	92705 Non-Dept OTS Grants Public Safety	-	(7,234)	-	-	-	-	-
2901 DIF-ARTERIAL STREETS	92901 Non-Dept DIF - Arterial Streets	1,679,700	1,118,200	906,000	1,084,000	178,000	1,064,000	(20,000)
2902 DIF-TRAFFIC SIGNALS	92902 Non-Dept DIF - Traffic Signals	902,000	357,000	80,000	120,000	40,000	-	(120,000)
2903 DIF-FIRE	92903 Non-Dept DIF - Fire	254,000	1,056,400	208,000	248,000	40,000	243,000	(5,000)
2904 DIF-POLICE	92904 Non-Dept DIF - Police	676,800	678,600	552,000	657,000	105,000	644,000	(13,000)
2905 DIF-PARKLAND FACILITIES	92905 Non-Dept DIF - Parkland Facilities	70,000	461,500	-	160,000	160,000	-	(160,000)
2906 DIF-QUIMBY IN-LIEU PARK FEES	92906 Non-Dept DIF - Quimby In-Lieu Park Fees	621,300	846,500	325,000	875,000	550,000	325,000	(550,000)
2909 DIF-CITY HALL	92909 Non-Dept DIF - City Hall	400,000	-	-	-	-	-	-
2910 DIF-CORPORATE YARD	92910 Non-Dept DIF - Corporate Yard	-	-	3,481,592	-	(3,481,592)	-	-

**City of Moreno Valley
2015/16 - 2016/17 Proposed Budget
DEPARTMENT PROGRAM SUMMARY**

Department/Fund	Section	2012/13 Actual	2013/14 Actual	2014/15 Amended Budget	2015/16 Proposed Budget	Increase (Decrease) over/(under) 2014/15 Amended	2016/17 Proposed Budget	Increase (Decrease) over/(under) 2015/16 Proposed
2911 DIF-INTERCHANGE IMPROVEMENT	92911 Non-Dept DIF - Interchange Improvement	138,000	-	392,996	-	(392,996)	-	-
2914 DIF-Administration	92914 Non-Dept DIF Administration	-	-	50,072	-	(50,072)	-	-
3000 FACILITY CONSTRUCTION	93000 Non-Dept Facility Construction	6,500,000	-	-	-	-	-	-
3005 FIRE SERVICES CAPITAL	93005 Non-Dept Fire Services Capital	-	383,000	-	-	-	-	-
3006 PARKS & COMM SERV CAPITAL PROJ	93006 Non-Dept Parks & Recreation Capital Proj	407,995	881,426	-	268,760	268,760	-	(268,760)
3008 CAPITAL PROJECTS REIMBURSEMENTS	93008 Non-Dept Capital Projects Reimb	-	4,826,689	189,835	-	(189,835)	-	-
3301 DIF ARTERIAL STREETS CAPITAL PRO	93301 Non-Dept DIF Arterial Streets Capital Pro	727,903	220,000	720,556	-	(720,556)	-	-
3401 2005 LEASE REV BONDS-CAP ADMIN	93401 Non-Dept 2005 Lease Rev Bonds-Cap Admin	100,388	-	-	-	-	-	-
3405 TOWNGATE IMPR SPCL TAX CAP ADMIN	93405 Non-Dept Towngate Impr Spcl Tax Cap Admin	31,593	30,972	34,500	33,900	(600)	33,900	-
3406 2007 TWNGTE SPC TAX REF CAP ADM	93406 Non-Dept 2007 Twngte Spc Tax Ref Cap Adm	146,564	146,564	157,700	146,600	(11,100)	146,600	-
3407 AUTOMALL CAP-ADMIN	93407 Non-Dept Automall Cap-Admin	62,732	6,391	-	-	-	-	-
3411 TRIP CAPITAL PROJECTS	93411 Non-Dept TRIP Capital Projects	-	1,926,110	-	-	-	-	-
3451 WARNER RANCH ASDST	93451 Non-Dept Warner Ranch Asdst	-	-	13,674	-	(13,674)	-	-
3701 2005 LEASE REV BONDS-DEBT SVC	93701 Non-Dept 2005 Lease Rev Bonds-Debt Svc	2,638,490	13,641,565	26,900,858	-	(26,900,858)	-	-
3705 TOWNGATE IMPR SPCL TAX REF DEBTS	93705 Non-Dept Towngate Impr Spcl Tax Ref Debts	383,902	385,981	390,200	389,700	(500)	389,100	(600)
3706 TOWNGATE SPCL TAX REF DEBT SERV	93706 Non-Dept Towngate Spcl Tax Ref Debt Serv	1,154,620	1,157,470	1,170,900	1,160,000	(10,900)	1,155,100	(4,900)

**City of Moreno Valley
2015/16 - 2016/17 Proposed Budget
DEPARTMENT PROGRAM SUMMARY**

Department/Fund	Section	2012/13 Actual	2013/14 Actual	2014/15 Amended Budget	2015/16 Proposed Budget	Increase (Decrease) over/(under) 2014/15 Amended	2016/17 Proposed Budget	Increase (Decrease) over/(under) 2015/16 Proposed
3707 AUTOMALL REFIN- CFD#3 DEBT SERV	93707 Non-Dept Automall Refin-CFD#3 Debt Serv	380,100	115,329	-	-	-	-	-
3711 TRIP COP 13A DEBT FUND	93711 Non-Dept TRIP Debt Service	-	1,543,159	991,313	999,000	7,687	1,489,000	490,000
3712 2013 REFUNDING 2005 LRB	93712 Non-Dept 2013 Refunding 2005 LRB	-	11,494,345	1,112,772	1,496,300	383,528	1,500,300	4,000
3713 2014 REFUNDING OF 2005 LRB	93713 Non-Dept 2014 Refunding 2005 LRB	-	-	24,669,500	1,064,300	(23,605,200)	1,010,300	(54,000)
3751 2011 PRIV PLACE REF 97 LRBS	93751 Non-Dept 2011 Priv Place Ref. 97 LRBS	337,420	340,346	338,000	340,000	2,000	339,000	(1,000)
3753 2011 PRIV PLMT REF 97 VAR COPS	93753 Non-Dept 2011 Priv Plmt Ref 97 Var Cops	787,364	786,909	787,500	788,000	500	788,000	-
3913 NPDES ENDOWMENT FUND	93913 Non-Dept NPDES Endowment	-	653	223	223	-	223	-
4800 SUCCESSOR AGENCY ADMIN FUND	94800 Non-Dept Successor Agency Admin 94810 Non-Dept Housing Asset Fund	2,811,741	6,128,484	2,300,258	1,470,000	(830,258)	1,470,000	-
4810 HOUSING ASSET FUND		-	3,602,123	-	-	-	-	-
4820 SUCCESSOR AGENCY CAP PROJ	94820 Non-Dept Succ Agency Cap Project	11,751,036	27,346,880	-	-	-	-	-
4851 SUCSR AGENCY DEBT SERVICE	94851 Non-Dept Succ Agcy 2007 Debt Srv 95011 Non-Dept Zone A Parks	(76,775)	(162,871)	-	-	-	-	-
5011 ZONE A PARKS		410,300	392,787	299,647	-	(299,647)	-	-
5013 ZONE E EXTENSIVE LANDSCAPE	95013 Non-Dept Zone E Extended Landscape	-	129,722	3,511,862	-	(3,511,862)	-	-
5110 ZONE C ARTERIAL ST LIGHTS	95110 Non-Dept Zone C Arterial St Lights	-	258,400	-	-	-	-	-
5111 ZONE D STANDARD LANDSCAPE	95111 Non-Dept Zone D Standard Landscape	-	-	-	49,992	49,992	-	(49,992)
5113 CFD#1	95113 Non-Dept CFD#1	-	6,811	-	-	-	-	-
6030 2005 LEASE REVENUE BONDS	96030 Non-Dept 2005 Lease Revenue Bonds	148,174	-	-	-	-	-	-
6031 2013 REFUNDING OF 05 LRB	96031 Non-Dept 2013 Refunding 2005 LRB	-	17,792	131,104	178,450	47,346	180,450	2,000
6032 2014 REFUNDING OF 2005 LRB	96032 Non-Dept 2014 Refunding 2005 LRB	-	-	55,000	128,986	73,986	122,500	(6,486)

**City of Moreno Valley
2015/16 - 2016/17 Proposed Budget
DEPARTMENT PROGRAM SUMMARY**

Department/Fund	Section	2012/13 Actual	2013/14 Actual	2014/15 Amended Budget	2015/16 Proposed Budget	Increase (Decrease) over/(under) 2014/15 Amended	2016/17 Proposed Budget	Increase (Decrease) over/(under) 2015/16 Proposed
7010 GENERAL LIABILITY INSURANCE	97010 Non-Dept General Liability Ins	43,950	44,951	43,950	-	(43,950)	-	-
7110 WORKERS' COMPENSATION	97110 Non-Dept Workers Compensation	4,500	4,500	604,500	-	(604,500)	-	-
7210 TECHNOLOGY SERVICES	97210 Non-Dept Technology Services	(1,691,798)	549,817	131,899	-	(131,899)	-	-
7220 TECHNOLOGY SERVICES ASSET FUND	97220 Non-Dept Technology Svcs Assets	-	(699,163)	-	725,000	725,000	725,000	-
7230 Technology Replacement Reserve	97230 Non-Dept TS Replacement Reserve	-	-	715,000	-	(715,000)	-	-
7310 FACILITIES MAINTENANCE	97310 Non-Dept Facilities	(2,631,867)	1,085,514	816,563	788,000	(28,563)	858,000	70,000
7320 FACILITIES MAINTENANCE ASSET FND	97320 Non-Dept Facilities Asset	-	(445,842)	353,005	360,000	6,995	360,000	-
7410 EQUIPMENT MAINT / FLEET OPS	97410 Non-Dept Equipment Maintenance	(1,522)	2,948	6,500	3,000	(3,500)	3,000	-
7430 FLEET OPS REPLACEMENT RESERVE	97430 Non-Dept Fleet Replace Reserve	-	-	-	2,482,909	2,482,909	2,547,650	64,741
7510 EQUIPT REPLACEMENT RESERVE	88110 Non-Dept Vehicles	-	-	1,310,361	8,200,000	6,889,639	-	(8,200,000)
	88140 Non-Dept Facilities	250,000	-	-	-	-	-	-
	88190 Non-Dept Other	536,493	3,192,118	2,537,273	9,933	(2,527,340)	-	(9,933)
7610 COMPENSATED ABSENCES	97610 Non-Dept Compensated Absences	-	-	500,000	-	(500,000)	-	-
8884 HOUSING AUTHORITY	98884 Non-Dept Housing Authority	-	38,754	-	-	-	-	-
9110 GEN FIXED ASSET ACCT GROUP	99110 Non-Dept Gen Fixed Asset Acct Group	51,166,863	1,083,034	-	-	-	-	-
99 Non-Department Total		\$ 84,991,569	\$ 91,974,097	\$ 84,572,468	\$ 30,844,036	\$ (53,728,432)	\$ 22,079,399	\$ (8,764,637)

**City of Moreno Valley
2015/16 Proposed Budget
Revenue Expense Summary
General Fund**

	General Fund	Grand Total
Revenues:		
Taxes:		
Property Tax	\$ 12,072,224	\$ 12,072,224
Property Tax in-lieu	15,732,303	15,732,303
Utility Users Tax	15,912,000	15,912,000
Sales Tax	19,269,321	19,269,321
Other Taxes	9,155,250	9,155,250
State Gasoline Tax	-	-
Licenses & Permits	2,090,930	2,090,930
Intergovernmental	230,000	230,000
Charges for Services	10,733,409	10,733,409
Use of Money & Property	3,469,962	3,469,962
Fines & Forfeitures	623,760	623,760
Miscellaneous	103,400	103,400
Total Revenues	89,392,559	89,392,559
Expenditures:		
Personnel Services	\$ 18,446,109	\$ 18,446,109
Contractual Services	61,325,987	61,325,987
Material & Supplies	3,614,989	3,614,989
Debt Service	-	-
Fixed Charges	4,298,728	4,298,728
Fixed Assets	50,000	50,000
Total Expenditures	87,735,813	87,735,813
<i>Excess (Deficiency) of Revenues Over (Under) Expenditures</i>	1,656,746	177,128,372
Transfers:		
Transfers In	\$ 2,492,842	\$ 2,492,842
Transfers Out	(3,899,383)	(3,899,383)
Net Transfers	(1,406,541)	(1,406,541)
Total Revenues & Transfers In	91,885,401	91,885,401
Total Expenditures & Transfers Out	(91,635,196)	(91,635,196)
Net Change or Adopted Use of Fund Balance	\$ 250,205	\$ 250,205

Attachment: Exhibit A - Proposed Budget Book [Revision 2] (1488 : PUBLIC HEARING ESTABLISHING APPROPRIATIONS (?GANN?) LIMIT FOR

**City of Moreno Valley
2016/17 Proposed Budget
Revenue Expense Summary
General Fund**

	General Fund	Grand Total
Revenues:		
Taxes:		
Property Tax	\$ 12,736,197	\$ 12,736,197
Property Tax in-lieu	16,597,580	16,597,580
Utility Users Tax	16,092,542	16,092,542
Sales Tax	20,486,866	20,486,866
Other Taxes	9,452,668	9,452,668
State Gasoline Tax	-	-
Licenses & Permits	2,126,877	2,126,877
Intergovernmental	215,000	215,000
Charges for Services	10,971,363	10,971,363
Use of Money & Property	3,469,962	3,469,962
Fines & Forfeitures	629,073	629,073
Miscellaneous	103,400	103,400
Total Revenues	92,881,528	92,881,528
Expenditures:		
Personnel Services	\$ 18,848,815	\$ 18,848,815
Contractual Services	65,177,905	65,177,905
Material & Supplies	3,569,633	3,569,633
Debt Service	-	-
Fixed Charges	3,762,131	3,762,131
Fixed Assets	50,000	50,000
Total Expenditures	91,408,484	91,408,484
<i>Excess (Deficiency) of Revenues Over (Under) Expenditures</i>	1,473,044	184,290,012
Transfers:		
Transfers In	\$ 2,547,650	\$ 2,547,650
Transfers Out	(3,745,676)	(3,745,676)
Net Transfers	(1,198,026)	(1,198,026)
Total Revenues & Transfers In	95,429,178	95,429,178
Total Expenditures & Transfers Out	(95,154,160)	(95,154,160)
Net Change or Adopted Use of Fund Balance	\$ 275,018	\$ 275,018

Attachment: Exhibit A - Proposed Budget Book [Revision 2] (1488 : PUBLIC HEARING ESTABLISHING APPROPRIATIONS (?GANN?) LIMIT FOR

**City of Moreno Valley
2015/16 - 2016/17 Proposed Budget
GENERAL FUND PROGRAM SUMMARY**

	2012/13	2013/14	2014/15	2015/16	Increase (Decrease) over/(under) 2014/15 Amended	2016/17 Proposed Budget	Increase (Decrease) over/(under) 2015/16 Proposed
	Actual	Actual	Amended Budget	Proposed Budget			
1010 GENERAL FUND							
10010 Council - Admin	\$ 588,671	\$ 642,586	\$ 668,537	\$ 621,116	\$ (47,421)	\$ 638,925	\$ 17,809
12010 City Clerk - Admin	553,850.48	567,674.72	662,185.00	512,583.00	(149,602.00)	689,746.00	177,163.00
12011 Records Management System	107.16	5,722.07	-	-	-	-	-
14010 City Attorney - Admin	1,194,457.05	869,430.42	854,863.00	723,542.00	(131,321.00)	728,616.00	5,074.00
16010 City Manager - Admin	1,270,803.49	1,509,800.50	1,373,551.00	968,859.00	(404,692.00)	975,622.00	6,763.00
16011 CM - Dev Svcs Support	256,923.40	164,844.63	144,545.00	147,780.00	3,235.00	149,502.00	1,722.00
16110 Communications	93,380.44	58,455.77	64,575.00	184,230.00	119,655.00	186,844.00	2,614.00
16210 Graphics Support	168,335.13	182,095.08	142,082.00	148,545.00	6,463.00	149,848.00	1,303.00
18010 ASD Administration	748,047.41	704,150.96	874,543.00	249,650.00	(624,893.00)	255,751.00	6,101.00
18020 Human Resources	-	-	-	502,919.00	502,919.00	509,440.00	6,521.00
18210 Animal Services	2,331,947.23	2,333,587.18	2,637,995.00	2,575,250.00	(62,745.00)	2,565,979.00	(9,271.00)
18211 Animal Services Donations	100.80	-	18,840.00	-	(18,840.00)	-	-
18310 Purchasing	488,949.91	506,364.14	526,721.00	595,228.00	68,507.00	603,359.00	8,131.00
20010 EDD - Admin	743,779.12	529,090.04	346,668.00	1,129,753.00	783,085.00	1,097,783.00	(31,970.00)
20011 Dev Svcs Support	219,869.10	204,179.44	209,060.00	106,158.00	(102,902.00)	107,563.00	1,405.00
20050 Successor Agy - General Fund	328,091.31	12,264.99	2,263.00	-	(2,263.00)	-	-
20110 Code Compliance	1,562,351.21	1,478,464.16	1,926,745.00	1,758,180.00	(168,565.00)	1,781,460.00	23,280.00
20113 Graffiti Restitution	6,400.00	-	-	-	-	-	-
20210 Planning Commission	66,716.72	75,937.48	79,391.00	103,903.00	24,512.00	103,884.00	(19.00)
20211 Planning - Dev Svcs Support	908,922.71	935,943.45	1,173,702.00	1,244,059.00	70,357.00	1,269,116.00	25,057.00
20212 Advanced Planning	405,624.67	488,942.65	542,200.00	544,624.00	2,424.00	552,798.00	8,174.00
20310 Building	1,365,661.26	1,619,470.81	1,756,246.00	1,867,476.00	111,230.00	1,892,050.00	24,574.00
20410 Land Development	1,026,942.63	1,811,579.61	2,044,197.00	2,118,032.00	73,835.00	2,155,033.00	37,001.00
20411 Inpection Services	492,012.66	-	-	-	-	-	-
20415 HLFV Interchanges	17,216.83	-	-	-	-	-	-
20453 Stormwater Regulatory Permit	-	189,111.56	312,355.00	300,282.00	(12,073.00)	300,549.00	267.00
25010 FMS Admin	459,182.03	464,156.30	394,769.00	372,150.00	(22,619.00)	376,123.00	3,973.00
25011 FMS Projects	3,000.00	18,809.73	105,500.00	105,500.00	-	105,500.00	-
25020 Financial Resources	-	126,848.04	527,005.00	596,838.00	69,833.00	608,655.00	11,817.00
25110 Financial Operations	1,157,083.41	632,911.74	678,339.00	546,745.00	(131,594.00)	556,174.00	9,429.00
25111 Payroll	2,458.07	173,728.25	219,155.00	204,441.00	(14,714.00)	211,147.00	6,706.00
25112 Accounting	-	207,322.92	251,138.00	251,004.00	(134.00)	258,533.00	7,529.00
25113 Accounts Payable	-	195,820.02	196,460.00	212,014.00	15,554.00	216,144.00	4,130.00

**City of Moreno Valley
2015/16 - 2016/17 Proposed Budget
GENERAL FUND PROGRAM SUMMARY**

	2012/13	2013/14	2014/15	2015/16	Increase (Decrease) over/(under) 2014/15 Amended	2016/17 Proposed Budget	Increase (Decrease) over/(under) 2015/16 Proposed
	Actual	Actual	Amended Budget	Proposed Budget			
25210 Treasury Ops/Accts Receivable	983,276.68	1,025,107.37	1,148,370.00	1,208,500.00	60,130.00	1,193,735.00	(14,765.00)
25211 Cashiering	4.78	-	-	-	-	-	-
25410 Enterprise Applications	-	-	-	1,724,972.00	1,724,972.00	1,752,309.00	27,337.00
25411 Network Operations	-	-	-	907,662.00	907,662.00	916,689.00	9,027.00
25412 Telecommunications	-	-	-	763,579.00	763,579.00	751,466.00	(12,113.00)
25413 Geographic Information Systems	-	-	-	603,100.00	603,100.00	650,447.00	47,347.00
30110 Fire Operations	14,339,946.49	14,424,991.61	15,998,544.00	15,763,866.00	(234,678.00)	16,467,787.00	703,921.00
30210 Fire Prevention Inspections	294,754.29	433,487.95	565,703.00	389,472.00	(176,231.00)	392,491.00	3,019.00
30211 Fire Prevention	905,351.71	1,003,584.22	1,117,162.00	1,466,237.00	349,075.00	1,518,657.00	52,420.00
30310 Office of Emergency Mgmt & Vol	695,269.16	683,654.79	734,305.00	436,241.00	(298,064.00)	443,317.00	7,076.00
40010 Police Admin	4,157,438.53	3,716,827.44	4,590,702.00	2,548,268.00	(2,042,434.00)	2,400,299.00	(147,969.00)
40110 Patrol	21,662,276.56	19,360,323.14	20,900,957.00	22,934,319.00	2,033,362.00	24,669,877.00	1,735,558.00
40111 Towngate Mall	484,646.82	510,580.07	448,692.00	357,601.00	(91,091.00)	384,819.00	27,218.00
40210 Traffic Enforcement	5,760,353.53	4,976,418.07	5,537,515.00	5,669,006.00	131,491.00	6,081,724.00	412,718.00
40220 Community Services	1,125,599.96	941,477.40	1,289,873.00	1,363,381.00	73,508.00	1,459,095.00	95,714.00
40310 Detective Unit	1,238,119.60	894,801.27	863,195.00	777,373.00	(85,822.00)	848,172.00	70,799.00
40312 People Oriented Policing	2,492,355.24	1,330,281.16	1,474,022.00	1,448,595.00	(25,427.00)	1,557,806.00	109,211.00
40410 Special Enforcement	4,322,455.62	4,311,939.33	4,345,893.00	4,436,911.00	91,018.00	4,793,471.00	356,560.00
45010 Public Works - Admin	140,659.61	172,397.91	180,472.00	173,962.00	(6,510.00)	176,176.00	2,214.00
45110 Transportation Eng - General	1,163,992.29	1,155,846.86	1,321,110.00	1,392,409.00	71,299.00	1,413,338.00	20,929.00
45111 Traffic Signal Maintenance	681,907.76	481,304.92	628,693.00	620,122.00	(8,571.00)	625,774.00	5,652.00
45112 Crossing Guards	87.50	-	-	-	-	-	-
45122 Public Works - Sign/Striping	67,511.64	-	101,770.00	-	(101,770.00)	-	-
45210 Capital Projects- General	(49.12)	-	-	24,359.00	24,359.00	24,359.00	-
45211 Street Projects Engineering	8,987.14	8,900.00	8,900.00	1,071.00	(7,829.00)	1,071.00	-
45310 Solid Waste	151,503.36	125,403.97	164,108.00	190,723.00	26,615.00	194,497.00	3,774.00
45311 Public Works - Street Maint	-	-	47,430.00	697,822.00	650,392.00	697,822.00	-
45312 Public Works - Concrete Maint	-	-	-	23,102.00	23,102.00	23,102.00	-
45314 Public Works - Graf Removal	4,500.00	4,500.00	4,500.00	25,390.00	20,890.00	25,390.00	-
45315 Public Works - Tree Trimming	20,400.00	20,400.00	20,400.00	-	(20,400.00)	-	-
45317 Storm Drain Channel Maintenance	-	5,387.02	22,222.00	25,000.00	2,778.00	25,000.00	-
45370 Fleet Operations	-	-	-	2,482,909.00	2,482,909.00	2,547,650.00	64,741.00
73311 Spay Neuter Grant	-	-	-	15,000.00	15,000.00	-	(15,000.00)
80001 CIP - Street Improvements	41,028.84	120,442.23	28,997.00	-	(28,997.00)	-	-

**City of Moreno Valley
2015/16 - 2016/17 Proposed Budget
GENERAL FUND PROGRAM SUMMARY**

	2012/13	2013/14	2014/15	2015/16	Increase (Decrease) over/(under) 2014/15 Amended	2016/17	Increase (Decrease) over/(under) 2015/16 Proposed
	Actual	Actual	Amended Budget	Proposed Budget		Proposed Budget	Proposed
80004 CIP - Drainage/Sewers/WaterLines	38,329.50	8,468.95	3,201.00	-	(3,201.00)	-	-
80010 CIP - Miscellaneous	(0.86)	-	-	-	-	-	-
91010 Non-Dept General Fund	3,443,354.69	3,435,438.86	4,558,088.00	4,473,383.00	(84,705.00)	4,071,676.00	(401,707.00)
	\$ 80,684,947	\$ 75,861,257	\$ 84,838,454	\$ 91,635,196	\$ 6,796,742	\$ 95,154,160	\$ 3,518,964

City of Moreno Valley
FY 2015/16 - FY 2016/17 Proposed Budget
Program Detail

PROGRAM NAME: City Council - Administration FUND: 1010

PROGRAM NUMBER: 10010

PROGRAM OBJECTIVE: To provide administrative and clerical support to the Mayor and City Council members; respond to public inquiries via telephone and in person; facilitate Council requests; draft correspondence; prepare Council recognitions; coordinate receptions; schedule meetings; act as Council liaison, as directed.

BUDGET SUMMARY:

	<u>2013/14</u>	<u>2014/15</u>	<u>2015/16</u>		<u>2016/17</u>	
	Actual	Amended	Proposed Budget	% Increase/ (Decrease) over/(under) 2014/15 Amended	Proposed Budget	% Increase/ (Decrease) over/(under) 2015/16 Proposed
<u>Operating Expenditures</u>						
Personnel Services	\$ 418,483	\$ 438,737	\$ 436,716	-0.5%	\$ 448,625	2.7%
Contractual Services	80,306	85,000	85,600	0.7%	91,500	6.9%
Materials & Supplies	6,897	7,900	7,600	-3.8%	7,600	0.0%
Debt Service	-	-	-	-	-	-
Fixed Charges	136,900	136,900	91,200	-33.4%	91,200	0.0%
Transfers Out	-	-	-	-	-	-
Total Operating Expenditures	<u>\$ 642,586</u>	<u>\$ 668,537</u>	<u>\$ 621,116</u>	-7.1%	<u>\$ 638,925</u>	2.9%
<u>Capital Expenditures</u>						
Fixed Assets	\$ -	\$ -	\$ -	-	\$ -	-
Total Capital Expenditures	<u>\$ -</u>	<u>\$ -</u>	<u>\$ -</u>	-	<u>\$ -</u>	-
Total Program Budget	<u><u>\$ 642,586</u></u>	<u><u>\$ 668,537</u></u>	<u><u>\$ 621,116</u></u>	-7.1%	<u><u>\$ 638,925</u></u>	2.9%

**City of Moreno Valley
FY 2015/16 - FY 2016/17 Proposed Budget
Program Detail**

PROGRAM NAME: City Clerk - Administration FUND: 1010

PROGRAM NUMBER: 12010

PROGRAM OBJECTIVE: To coordinate, assemble, and disseminate the agenda packets; serve as clerk to the City Council; record and maintain all Council actions; prepare and distribute minutes of City Council meetings; serve as custodian of official City records and City seal; facilitate access to such records; coordinate municipal elections; receive nomination papers, campaign statements and all required filings pursuant to the Fair Political Practices Commission; advertise and receive bids; and conduct bid openings.

BUDGET SUMMARY:

	2013/14	2014/15	2015/16	% Increase/ (Decrease) over/(under) 2014/15 Amended	2016/17	% Increase/ (Decrease) over/(under) 2015/16 Proposed
	Actual	Amended	Proposed Budget		Proposed Budget	
<u>Operating Expenditures</u>						
Personnel Services	\$ 343,557	\$ 322,575	\$ 362,508	12.4%	\$ 368,571	1.7%
Contractual Services	99,713	212,610	43,300	-79.6%	214,400	395.2%
Materials & Supplies	9,104	11,700	10,850	-7.3%	10,850	0.0%
Debt Service	-	-	-	-	-	-
Fixed Charges	115,300	115,300	95,925	-16.8%	95,925	0.0%
Transfers Out	-	-	-	-	-	-
Total Operating Expenditures	\$ 567,675	\$ 662,185	\$ 512,583	-22.6%	\$ 689,746	34.6%
<u>Capital Expenditures</u>						
Fixed Assets	\$ -	\$ -	\$ -	-	\$ -	-
Total Capital Expenditures	\$ -	\$ -	\$ -	-	\$ -	-
Total Program Budget	\$ 567,675	\$ 662,185	\$ 512,583	-22.6%	\$ 689,746	34.6%

**City of Moreno Valley
FY 2015/16 - FY 2016/17 Proposed Budget
Program Detail**

PROGRAM NAME: City Clerk - Records Management FUND: 1010
 PROGRAM NUMBER: 12011
 PROGRAM OBJECTIVE: To aid the City Clerk's office in the management of records.

BUDGET SUMMARY:

	<u>2013/14</u>	<u>2014/15</u>	<u>2015/16</u>		<u>2016/17</u>	
	Actual	Amended	Proposed Budget	% Increase/ (Decrease) over/(under) 2014/15 Amended	Proposed Budget	% Increase/ (Decrease) over/(under) 2015/16 Proposed
<u>Operating Expenditures</u>						
Personnel Services	\$ -	\$ -	\$ -	-	\$ -	-
Contractual Services	-	-	-	-	-	-
Materials & Supplies	5,722	-	-	-	-	-
Debt Service	-	-	-	-	-	-
Fixed Charges	-	-	-	-	-	-
Transfers Out	-	-	-	-	-	-
Total Operating Expenditures	\$ 5,722	\$ -	\$ -	-	\$ -	-
<u>Capital Expenditures</u>						
Fixed Assets	\$ -	\$ -	\$ -	-	\$ -	-
Total Capital Expenditures	\$ -	\$ -	\$ -	-	\$ -	-
Total Program Budget	\$ 5,722	\$ -	\$ -	-	\$ -	-

Attachment: Exhibit A - Proposed Budget Book [Revision 2] (1488 : PUBLIC HEARING ESTABLISHING APPROPRIATIONS (?GANN?) LIMIT FOR

**City of Moreno Valley
FY 2015/16 - FY 2016/17 Proposed Budget
Program Detail**

PROGRAM NAME: City Attorney - Administration FUND: 1010

PROGRAM NUMBER: 14010

PROGRAM OBJECTIVE: To provide a wide range of legal services for the City organization including the highest quality expert legal advice to the City Council and staff, City Boards, Committees and Commissions.

BUDGET SUMMARY:

	<u>2013/14</u>	<u>2014/15</u>	<u>2015/16</u>		<u>2016/17</u>	
	Actual	Amended	Proposed Budget	% Increase/ (Decrease) over/(under) 2014/15 Amended	Proposed Budget	% Increase/ (Decrease) over/(under) 2015/16 Proposed
<u>Operating Expenditures</u>						
Personnel Services	\$ 228,711	\$ 506,863	\$ 360,642	-28.8%	\$ 365,716	1.4%
Contractual Services	501,184	314,300	263,000	-16.3%	263,000	0.0%
Materials & Supplies	24,835	19,000	24,500	28.9%	24,500	0.0%
Debt Service	-	-	-	-	-	-
Fixed Charges	114,700	14,700	75,400	412.9%	75,400	0.0%
Transfers Out	-	-	-	-	-	-
Total Operating Expenditures	\$ 869,430	\$ 854,863	\$ 723,542	-15.4%	\$ 728,616	0.7%
<u>Capital Expenditures</u>						
Fixed Assets	\$ -	\$ -	\$ -	-	\$ -	-
Total Capital Expenditures	\$ -	\$ -	\$ -	-	\$ -	-
Total Program Budget	\$ 869,430	\$ 854,863	\$ 723,542	-15.4%	\$ 728,616	0.7%

Attachment: Exhibit A - Proposed Budget Book [Revision 2] (1488 : PUBLIC HEARING ESTABLISHING APPROPRIATIONS (?GANN?) LIMIT FOR

City of Moreno Valley
FY 2015/16 - FY 2016/17 Proposed Budget
Program Detail

PROGRAM NAME: City Manager - Administration FUND: 1010

PROGRAM NUMBER: 16010

PROGRAM OBJECTIVE: To coordinate the implementation of Council policies and programs; provide overall direction to departments that administer City programs and services; coordinate intergovernmental relations and legislative advocacy; and administer the City's communications, media relations, and public information programs.

BUDGET SUMMARY:

	<u>2013/14</u>	<u>2014/15</u>	<u>2015/16</u>	% Increase/ (Decrease) over/(under) 2014/15 Amended	<u>2016/17</u>	% Increase/ (Decrease) over/(under) 2015/16 Proposed
	Actual	Amended	Proposed Budget		Proposed Budget	
<u>Operating Expenditures</u>						
Personnel Services	\$ 1,078,046	\$ 847,648	\$ 705,059	-16.8%	\$ 711,822	1.0%
Contractual Services	277,042	349,968	144,400	-58.7%	144,400	0.0%
Materials & Supplies	7,812	29,035	6,700	-76.9%	6,700	0.0%
Debt Service	-	-	-	-	-	-
Fixed Charges	146,900	146,900	112,700	-23.3%	112,700	0.0%
Transfers Out	-	-	-	-	-	-
Total Operating Expenditures	<u>\$ 1,509,801</u>	<u>\$ 1,373,551</u>	<u>\$ 968,859</u>	-29.5%	<u>\$ 975,622</u>	0.7%
<u>Capital Expenditures</u>						
Fixed Assets	\$ -	\$ -	\$ -	-	\$ -	-
Total Capital Expenditures	<u>\$ -</u>	<u>\$ -</u>	<u>\$ -</u>	-	<u>\$ -</u>	-
Total Program Budget	<u><u>\$ 1,509,801</u></u>	<u><u>\$ 1,373,551</u></u>	<u><u>\$ 968,859</u></u>	-29.5%	<u><u>\$ 975,622</u></u>	0.7%

**City of Moreno Valley
FY 2015/16 - FY 2016/17 Proposed Budget
Program Detail**

PROGRAM NAME: City Manager - Development Services Support FUND: 1010
 PROGRAM NUMBER: 16011
 PROGRAM OBJECTIVE: To provide administrative oversight to the City's development services function, including support from the office of the City Manager and City Attorney.

BUDGET SUMMARY:

	<u>2013/14</u>	<u>2014/15</u>	<u>2015/16</u>		<u>2016/17</u>	
	Actual	Amended	Proposed Budget	% Increase/ (Decrease) over/(under) 2014/15 Amended	Proposed Budget	% Increase/ (Decrease) over/(under) 2015/16 Proposed
<u>Operating Expenditures</u>						
Personnel Services	\$ 150,584	\$ 130,445	\$ 138,280	6.0%	\$ 140,002	1.2%
Contractual Services	161	-	200	-	200	0.0%
Materials & Supplies	-	-	-	-	-	-
Debt Service	-	-	-	-	-	-
Fixed Charges	14,100	14,100	9,300	-34.0%	9,300	0.0%
Transfers Out	-	-	-	-	-	-
Total Operating Expenditures	\$ 164,845	\$ 144,545	\$ 147,780	2.2%	\$ 149,502	1.2%
<u>Capital Expenditures</u>						
Fixed Assets	\$ -	\$ -	\$ -	-	\$ -	-
Total Capital Expenditures	\$ -	\$ -	\$ -	-	\$ -	-
Total Program Budget	\$ 164,845	\$ 144,545	\$ 147,780	2.2%	\$ 149,502	1.2%

Attachment: Exhibit A - Proposed Budget Book [Revision 2] (1488 : PUBLIC HEARING ESTABLISHING APPROPRIATIONS (?GANN?) LIMIT FOR

**City of Moreno Valley
FY 2015/16 - FY 2016/17 Proposed Budget
Program Detail**

PROGRAM NAME: Communications FUND: 1010

PROGRAM NUMBER: 16110

PROGRAM OBJECTIVE: To administer a comprehensive media communications and marketing program for the City to communicate City interests to the community's residents and businesses.

BUDGET SUMMARY:

	<u>2013/14</u>	<u>2014/15</u>	<u>2015/16</u>	% Increase/ (Decrease) over/(under) 2014/15 Amended	<u>2016/17</u>	% Increase/ (Decrease) over/(under) 2015/16 Proposed
	Actual	Amended	Proposed Budget		Proposed Budget	
<u>Operating Expenditures</u>						
Personnel Services	\$ 850	\$ 7,875	\$ 132,330	1580.4%	\$ 134,944	2.0%
Contractual Services	24,058	27,300	38,100	39.6%	38,100	0.0%
Materials & Supplies	4,748	600	1,100	83.3%	1,100	0.0%
Debt Service	-	-	-	-	-	-
Fixed Charges	28,800	28,800	12,700	-55.9%	12,700	0.0%
Transfers Out	-	-	-	-	-	-
Total Operating Expenditures	\$ 58,456	\$ 64,575	\$ 184,230	185.3%	\$ 186,844	1.4%
<u>Capital Expenditures</u>						
Fixed Assets	\$ -	\$ -	\$ -	-	\$ -	-
Total Capital Expenditures	\$ -	\$ -	\$ -	-	\$ -	-
Total Program Budget	\$ 58,456	\$ 64,575	\$ 184,230	185.3%	\$ 186,844	1.4%

Attachment: Exhibit A - Proposed Budget Book [Revision 2] (1488 : PUBLIC HEARING ESTABLISHING APPROPRIATIONS (?GANN?) LIMIT FOR

**City of Moreno Valley
FY 2015/16 - FY 2016/17 Proposed Budget
Program Detail**

PROGRAM NAME: Graphics Support FUND: 1010
 PROGRAM NUMBER: 16210
 PROGRAM OBJECTIVE: To administer a comprehensive graphics support program for all City departments.

BUDGET SUMMARY:

	<u>2013/14</u>	<u>2014/15</u>	<u>2015/16</u>		<u>2016/17</u>	
	Actual	Amended	Proposed Budget	% Increase/ (Decrease) over/(under) 2014/15 Amended	Proposed Budget	% Increase/ (Decrease) over/(under) 2015/16 Proposed
<u>Operating Expenditures</u>						
Personnel Services	\$ 91,606	\$ 53,482	\$ 99,345	85.8%	\$ 100,648	1.3%
Contractual Services	19,083	19,300	100	-99.5%	100	0.0%
Materials & Supplies	10,607	8,500	8,500	0.0%	8,500	0.0%
Debt Service	-	-	-	-	-	-
Fixed Charges	60,800	60,800	40,600	-33.2%	40,600	0.0%
Transfers Out	-	-	-	-	-	-
Total Operating Expenditures	<u>\$ 182,095</u>	<u>\$ 142,082</u>	<u>\$ 148,545</u>	4.5%	<u>\$ 149,848</u>	0.9%
<u>Capital Expenditures</u>						
Fixed Assets	\$ -	\$ -	\$ -	-	\$ -	-
Total Capital Expenditures	<u>\$ -</u>	<u>\$ -</u>	<u>\$ -</u>	-	<u>\$ -</u>	-
Total Program Budget	<u><u>\$ 182,095</u></u>	<u><u>\$ 142,082</u></u>	<u><u>\$ 148,545</u></u>	4.5%	<u><u>\$ 149,848</u></u>	0.9%

City of Moreno Valley
FY 2015/16 - FY 2016/17 Proposed Budget
Program Detail

PROGRAM NAME: ASD Administration FUND: 1010

PROGRAM NUMBER: 18010

PROGRAM OBJECTIVE: This Administrative Services Department is responsible for centralized administrative service functions within the City including talent management, labor relations, personnel rules application and policy setting, training, benefits, workers' compensation, Equal Employment Opportunity (EEO), purchasing and central stores; and related support. The library provides a full range of information services via traditional delivery methods and through various electronic venues. Additionally, the department provides oversight for the public safety function of animal control services.

BUDGET SUMMARY:

	<u>2013/14</u>	<u>2014/15</u>	<u>2015/16</u>		<u>2016/17</u>	
	Actual	Amended	Proposed Budget	% Increase/ (Decrease) over/(under) 2014/15 Amended	Proposed Budget	% Increase/ (Decrease) over/(under) 2015/16 Proposed
<u>Operating Expenditures</u>						
Personnel Services	\$ 448,780	\$ 548,543	\$ 249,650	-54.5%	\$ 255,751	2.4%
Contractual Services	113,831	194,000	-	-100.0%	-	-
Materials & Supplies	20,074	11,200	-	-100.0%	-	-
Debt Service	-	-	-	-	-	-
Fixed Charges	121,467	120,800	-	-100.0%	-	-
Transfers Out	-	-	-	-	-	-
Total Operating Expenditures	\$ 704,151	\$ 874,543	\$ 249,650	-71.5%	\$ 255,751	2.4%
<u>Capital Expenditures</u>						
Fixed Assets	\$ -	\$ -	\$ -	-	\$ -	-
Total Capital Expenditures	\$ -	\$ -	\$ -	-	\$ -	-
Total Program Budget	\$ 704,151	\$ 874,543	\$ 249,650	-71.5%	\$ 255,751	2.4%

**City of Moreno Valley
FY 2015/16 - FY 2016/17 Proposed Budget
Program Detail**

PROGRAM NAME: Human Resources - Administration FUND: 1010

PROGRAM NUMBER: 18020

PROGRAM OBJECTIVE: To balance service and regulatory requirements in providing customers equitable services and consistent policies and procedures in a variety of Human Resource functions including recruitment, selection, retention, training and development, benefits, Workers Compensation, EEO, interpretation and application of Personnel Rules and Regulations, and related support services.

BUDGET SUMMARY:

	2013/14	2014/15	2015/16	% Increase/ (Decrease) over/(under) 2014/15 Amended	2016/17	% Increase/ (Decrease) over/(under) 2015/16 Proposed
	Actual	Amended	Proposed Budget		Proposed Budget	
<u>Operating Expenditures</u>						
Personnel Services	\$ -	\$ -	\$ 217,819	-	\$ 224,340	3.0%
Contractual Services	-	-	202,300	-	202,300	0.0%
Materials & Supplies	-	-	8,200	-	8,200	0.0%
Debt Service	-	-	-	-	-	-
Fixed Charges	-	-	74,600	-	74,600	0.0%
Transfers Out	-	-	-	-	-	-
Total Operating Expenditures	<u>\$ -</u>	<u>\$ -</u>	<u>\$ 502,919</u>	-	<u>\$ 509,440</u>	1.3%
<u>Capital Expenditures</u>						
Fixed Assets	\$ -	\$ -	\$ -	-	\$ -	-
Total Capital Expenditures	<u>\$ -</u>	<u>\$ -</u>	<u>\$ -</u>	-	<u>\$ -</u>	-
Total Program Budget	<u><u>\$ -</u></u>	<u><u>\$ -</u></u>	<u><u>\$ 502,919</u></u>	-	<u><u>\$ 509,440</u></u>	1.3%

**City of Moreno Valley
FY 2015/16 - FY 2016/17 Proposed Budget
Program Detail**

PROGRAM NAME: Animal Services FUND: 1010
 PROGRAM NUMBER: 18210
 PROGRAM OBJECTIVE: To provide a comprehensive animal control program to all citizens of Moreno Valley and contracted cities.

BUDGET SUMMARY:

	<u>2013/14</u>	<u>2014/15</u>	<u>2015/16</u>		<u>2016/17</u>	
	Actual	Amended	Proposed Budget	% Increase/ (Decrease) over/(under) 2014/15 Amended	Proposed Budget	% Increase/ (Decrease) over/(under) 2015/16 Proposed
<u>Operating Expenditures</u>						
Personnel Services	\$ 1,366,795	\$ 1,510,619	\$ 1,761,266	16.6%	\$ 1,829,990	3.9%
Contractual Services	215,760	183,400	172,876	-5.7%	172,881	0.0%
Materials & Supplies	165,917	358,776	232,500	-35.2%	154,500	-33.5%
Debt Service	-	-	-	-	-	-
Fixed Charges	585,116	585,200	408,608	-30.2%	408,608	0.0%
Transfers Out	-	-	-	-	-	-
Total Operating Expenditures	<u>\$ 2,333,587</u>	<u>\$ 2,637,995</u>	<u>\$ 2,575,250</u>	-2.4%	<u>\$ 2,565,979</u>	-0.4%
<u>Capital Expenditures</u>						
Fixed Assets	\$ -	\$ -	\$ -	-	\$ -	-
Total Capital Expenditures	<u>\$ -</u>	<u>\$ -</u>	<u>\$ -</u>	-	<u>\$ -</u>	-
Total Program Budget	<u><u>\$ 2,333,587</u></u>	<u><u>\$ 2,637,995</u></u>	<u><u>\$ 2,575,250</u></u>	-2.4%	<u><u>\$ 2,565,979</u></u>	-0.4%

**City of Moreno Valley
FY 2015/16 - FY 2016/17 Proposed Budget
Program Detail**

PROGRAM NAME: Animal Services Donations FUND: 1010
 PROGRAM NUMBER: 18211
 PROGRAM OBJECTIVE: To maintain and administer donations for Animal Services.

BUDGET SUMMARY:

	<u>2013/14</u>	<u>2014/15</u>	<u>2015/16</u>	% Increase/ (Decrease) over/(under) 2014/15 Amended	<u>2016/17</u>	% Increase/ (Decrease) over/(under) 2015/16 Proposed
	<u>Actual</u>	<u>Amended</u>	<u>Proposed Budget</u>		<u>Proposed Budget</u>	
<u>Operating Expenditures</u>						
Personnel Services	\$ -	\$ -	\$ -	-	\$ -	-
Contractual Services	-	18,840	-	-100.0%	-	-
Materials & Supplies	-	-	-	-	-	-
Debt Service	-	-	-	-	-	-
Fixed Charges	-	-	-	-	-	-
Transfers Out	-	-	-	-	-	-
Total Operating Expenditures	\$ -	\$ 18,840	\$ -	-100.0%	\$ -	-
<u>Capital Expenditures</u>						
Fixed Assets	\$ -	\$ -	\$ -	-	\$ -	-
Total Capital Expenditures	\$ -	\$ -	\$ -	-	\$ -	-
Total Program Budget	\$ -	\$ 18,840	\$ -	-100.0%	\$ -	-

Attachment: Exhibit A - Proposed Budget Book [Revision 2] (1488 : PUBLIC HEARING ESTABLISHING APPROPRIATIONS (?GANN?) LIMIT FOR

City of Moreno Valley
FY 2015/16 - FY 2016/17 Proposed Budget
Program Detail

PROGRAM NAME: Purchasing FUND: 1010

PROGRAM NUMBER: 18310

PROGRAM OBJECTIVE: To provide effective and efficient management of the City's procurement activities, consistent with all rules and regulations of the Purchasing Ordinance and Administrative Policies, and in keeping with accepted public procurement practices.

BUDGET SUMMARY:

	<u>2013/14</u>	<u>2014/15</u>	<u>2015/16</u>		<u>2016/17</u>	
	Actual	Amended	Proposed Budget	% Increase/ (Decrease) over/(under) 2014/15 Amended	Proposed Budget	% Increase/ (Decrease) over/(under) 2015/16 Proposed
<u>Operating Expenditures</u>						
Personnel Services	\$ 312,783	\$ 345,971	\$ 450,535	30.2%	\$ 463,366	2.8%
Contractual Services	8,397	4,700	7,900	68.1%	7,700	-2.5%
Materials & Supplies	16,785	7,650	11,925	55.9%	7,425	-37.7%
Debt Service	-	-	-	-	-	-
Fixed Charges	168,400	168,400	124,868	-25.9%	124,868	0.0%
Transfers Out	-	-	-	-	-	-
Total Operating Expenditures	\$ 506,364	\$ 526,721	\$ 595,228	13.0%	\$ 603,359	1.4%
<u>Capital Expenditures</u>						
Fixed Assets	\$ -	\$ -	\$ -	-	\$ -	-
Total Capital Expenditures	\$ -	\$ -	\$ -	-	\$ -	-
Total Program Budget	\$ 506,364	\$ 526,721	\$ 595,228	13.0%	\$ 603,359	1.4%

City of Moreno Valley
FY 2015/16 - FY 2016/17 Proposed Budget
Program Detail

PROGRAM NAME: Community & Economic Development - Administration FUND: 1010

PROGRAM NUMBER: 20010

PROGRAM OBJECTIVE: To encourage and facilitate growth in the Moreno Valley economy to increase assessed valuation, increase sales tax, and create family-supporting jobs, through a program incorporating marketing, business attraction, expansion and retention activities.

BUDGET SUMMARY:

	2013/14	2014/15	2015/16	% Increase/ (Decrease) over/(under) 2014/15 Amended	2016/17	% Increase/ (Decrease) over/(under) 2015/16 Proposed
	Actual	Amended	Proposed Budget		Proposed Budget	
<u>Operating Expenditures</u>						
Personnel Services	\$ 365,463	\$ 154,276	\$ 736,703	377.5%	\$ 744,733	1.1%
Contractual Services	88,634	119,530	326,200	172.9%	286,200	-12.3%
Materials & Supplies	9,379	7,248	7,800	7.6%	7,800	0.0%
Debt Service	-	-	-	-	-	-
Fixed Charges	65,614	65,614	59,050	-10.0%	59,050	0.0%
Transfers Out	-	-	-	-	-	-
Total Operating Expenditures	\$ 529,090	\$ 346,668	\$ 1,129,753	225.9%	\$ 1,097,783	-2.8%
<u>Capital Expenditures</u>						
Fixed Assets	\$ -	\$ -	\$ -	-	\$ -	-
Total Capital Expenditures	\$ -	\$ -	\$ -	-	\$ -	-
Total Program Budget	\$ 529,090	\$ 346,668	\$ 1,129,753	225.9%	\$ 1,097,783	-2.8%

**City of Moreno Valley
FY 2015/16 - FY 2016/17 Proposed Budget
Program Detail**

PROGRAM NAME: CEDD - Development Services Support FUND: 1010
 PROGRAM NUMBER: 20011
 PROGRAM OBJECTIVE: To lead and coordinate the activities of the following Community Development divisions and programs: Development Services Counter Operations; Building & Safety; Code & Neighborhood Services and Planning.

BUDGET SUMMARY:

	<u>2013/14</u>	<u>2014/15</u>	<u>2015/16</u>		<u>2016/17</u>	
	Actual	Amended	Proposed Budget	% Increase/ (Decrease) over/(under) 2014/15 Amended	Proposed Budget	% Increase/ (Decrease) over/(under) 2015/16 Proposed
<u>Operating Expenditures</u>						
Personnel Services	\$ 56,737	\$ 52,960	\$ 8,758	-83.5%	\$ 10,163	16.0%
Contractual Services	518	2,900	2,600	-10.3%	2,600	0.0%
Materials & Supplies	5,825	12,100	8,300	-31.4%	8,300	0.0%
Debt Service	-	-	-	-	-	-
Fixed Charges	141,100	141,100	86,500	-38.7%	86,500	0.0%
Transfers Out	-	-	-	-	-	-
Total Operating Expenditures	<u>\$ 204,179</u>	<u>\$ 209,060</u>	<u>\$ 106,158</u>	-49.2%	<u>\$ 107,563</u>	1.3%
<u>Capital Expenditures</u>						
Fixed Assets	\$ -	\$ -	\$ -	-	\$ -	-
Total Capital Expenditures	<u>\$ -</u>	<u>\$ -</u>	<u>\$ -</u>	-	<u>\$ -</u>	-
Total Program Budget	<u><u>\$ 204,179</u></u>	<u><u>\$ 209,060</u></u>	<u><u>\$ 106,158</u></u>	-49.2%	<u><u>\$ 107,563</u></u>	1.3%

Attachment: Exhibit A - Proposed Budget Book [Revision 2] (1488 : PUBLIC HEARING ESTABLISHING APPROPRIATIONS (?GANN?) LIMIT FOR

**City of Moreno Valley
FY 2015/16 - FY 2016/17 Proposed Budget
Program Detail**

PROGRAM NAME: Successor Agency General Fund FUND: 1010

PROGRAM NUMBER: 20050

PROGRAM OBJECTIVE: To provide support to the Successor Agency in its efforts to pursue implementation of the City's Redevelopment Plan by expanding commercial development/employment opportunities, and through capital improvements that enhance the physical, social, and economic conditions in the Redevelopment Project Area.

BUDGET SUMMARY:

	<u>2013/14</u>	<u>2014/15</u>	<u>2015/16</u>		<u>2016/17</u>	
	Actual	Amended	Proposed Budget	% Increase/ (Decrease) over/(under) 2014/15 Amended	Proposed Budget	% Increase/ (Decrease) over/(under) 2015/16 Proposed
<u>Operating Expenditures</u>						
Personnel Services	\$ 12,265	\$ 2,263	\$ -	-100.0%	\$ -	-
Contractual Services	-	-	-	-	-	-
Materials & Supplies	-	-	-	-	-	-
Debt Service	-	-	-	-	-	-
Fixed Charges	-	-	-	-	-	-
Transfers Out	-	-	-	-	-	-
Total Operating Expenditures	\$ 12,265	\$ 2,263	\$ -	-100.0%	\$ -	-
<u>Capital Expenditures</u>						
Fixed Assets	\$ -	\$ -	\$ -	-	\$ -	-
Total Capital Expenditures	\$ -	\$ -	\$ -	-	\$ -	-
Total Program Budget	\$ 12,265	\$ 2,263	\$ -	-100.0%	\$ -	-

Attachment: Exhibit A - Proposed Budget Book [Revision 2] (1488 : PUBLIC HEARING ESTABLISHING APPROPRIATIONS (?GANN?) LIMIT FOR

**City of Moreno Valley
FY 2015/16 - FY 2016/17 Proposed Budget
Program Detail**

PROGRAM NAME: Code Compliance

FUND: 1010

PROGRAM NUMBER: 20110

PROGRAM OBJECTIVE: To respond to citizen complaints and to pro-actively identify and address code violations on public and private property to protect the health and safety of the community and to ensure the highest level of voluntary resolution of issues City-wide.

BUDGET SUMMARY:

	<u>2013/14</u>	<u>2014/15</u>	<u>2015/16</u>		<u>2016/17</u>	
	Actual	Amended	Proposed Budget	% Increase/ (Decrease) over/(under) 2014/15 Amended	Proposed Budget	% Increase/ (Decrease) over/(under) 2015/16 Proposed
<u>Operating Expenditures</u>						
Personnel Services	\$ 806,210	\$ 1,077,717	\$ 1,196,080	11.0%	\$ 1,217,982	1.8%
Contractual Services	279,462	308,300	282,990	-8.2%	284,368	0.5%
Materials & Supplies	45,995	193,768	56,100	-71.0%	56,100	0.0%
Debt Service	-	-	-	-	-	-
Fixed Charges	346,797	346,960	223,010	-35.7%	223,010	0.0%
Transfers Out	-	-	-	-	-	-
Total Operating Expenditures	<u>\$ 1,478,464</u>	<u>\$ 1,926,745</u>	<u>\$ 1,758,180</u>	-8.7%	<u>\$ 1,781,460</u>	1.3%
<u>Capital Expenditures</u>						
Fixed Assets	\$ -	\$ -	\$ -	-	\$ -	-
Total Capital Expenditures	<u>\$ -</u>	<u>\$ -</u>	<u>\$ -</u>	-	<u>\$ -</u>	-
Total Program Budget	<u><u>\$ 1,478,464</u></u>	<u><u>\$ 1,926,745</u></u>	<u><u>\$ 1,758,180</u></u>	-8.7%	<u><u>\$ 1,781,460</u></u>	1.3%

**City of Moreno Valley
FY 2015/16 - FY 2016/17 Proposed Budget
Program Detail**

PROGRAM NAME: Planning Commission FUND: 1010

PROGRAM NUMBER: 20210

PROGRAM OBJECTIVE: To assist the City Council with land use planning and ensure implementation of the City's General Plan by reviewing and approving major projects, zone changes and code amendments in accordance with adopted land use policies.

BUDGET SUMMARY:

	<u>2013/14</u>	<u>2014/15</u>	<u>2015/16</u>		<u>2016/17</u>	
	Actual	Amended	Proposed Budget	% Increase/ (Decrease) over/(under) 2014/15 Amended	Proposed Budget	% Increase/ (Decrease) over/(under) 2015/16 Proposed
<u>Operating Expenditures</u>						
Personnel Services	\$ 48,687	\$ 51,591	\$ 76,773	48.8%	\$ 78,253	1.9%
Contractual Services	7,833	8,500	11,830	39.2%	10,331	-12.7%
Materials & Supplies	218	100	300	200.0%	300	0.0%
Debt Service	-	-	-	-	-	-
Fixed Charges	19,200	19,200	15,000	-21.9%	15,000	0.0%
Transfers Out	-	-	-	-	-	-
Total Operating Expenditures	<u>\$ 75,937</u>	<u>\$ 79,391</u>	<u>\$ 103,903</u>	30.9%	<u>\$ 103,884</u>	0.0%
<u>Capital Expenditures</u>						
Fixed Assets	\$ -	\$ -	\$ -	-	\$ -	-
Total Capital Expenditures	<u>\$ -</u>	<u>\$ -</u>	<u>\$ -</u>	-	<u>\$ -</u>	-
Total Program Budget	<u><u>\$ 75,937</u></u>	<u><u>\$ 79,391</u></u>	<u><u>\$ 103,903</u></u>	30.9%	<u><u>\$ 103,884</u></u>	0.0%

Attachment: Exhibit A - Proposed Budget Book [Revision 2] (1488 : PUBLIC HEARING ESTABLISHING APPROPRIATIONS (?GANN?) LIMIT FOR

**City of Moreno Valley
FY 2015/16 - FY 2016/17 Proposed Budget
Program Detail**

PROGRAM NAME: Planning - Development Services Support FUND: 1010

PROGRAM NUMBER: 20211

PROGRAM OBJECTIVE: To recommend and implement land use policies within the City; process land use applications in accordance with the adopted development policies and regulations, including the provision of counter service, technical and environmental review, and the preparation of conditions of approval; the preparation and processing of updates and revisions to the General Plan, Municipal Code, Landscape Standards and Design Guidelines; and to provide staff support for the Planning Commission, Ecological Protection Board, Cultural Preservation Board, and Project Review Staff Committee.

BUDGET SUMMARY:

	<u>2013/14</u>	<u>2014/15</u>	<u>2015/16</u>		<u>2016/17</u>	
	Actual	Amended	Proposed Budget	% Increase/ (Decrease) over/(under) 2014/15 Amended	Proposed Budget	% Increase/ (Decrease) over/(under) 2015/16 Proposed
<u>Operating Expenditures</u>						
Personnel Services	\$ 655,864	\$ 882,027	\$ 1,041,104	18.0%	\$ 1,057,663	1.6%
Contractual Services	54,670	66,600	68,855	3.4%	77,353	12.3%
Materials & Supplies	4,709	4,375	4,600	5.1%	4,600	0.0%
Debt Service	-	-	-	-	-	-
Fixed Charges	220,700	220,700	129,500	-41.3%	129,500	0.0%
Transfers Out	-	-	-	-	-	-
Total Operating Expenditures	<u>\$ 935,943</u>	<u>\$ 1,173,702</u>	<u>\$ 1,244,059</u>	6.0%	<u>\$ 1,269,116</u>	2.0%
<u>Capital Expenditures</u>						
Fixed Assets	\$ -	\$ -	\$ -	-	\$ -	-
Total Capital Expenditures	<u>\$ -</u>	<u>\$ -</u>	<u>\$ -</u>	-	<u>\$ -</u>	-
Total Program Budget	<u><u>\$ 935,943</u></u>	<u><u>\$ 1,173,702</u></u>	<u><u>\$ 1,244,059</u></u>	6.0%	<u><u>\$ 1,269,116</u></u>	2.0%

City of Moreno Valley
FY 2015/16 - FY 2016/17 Proposed Budget
Program Detail

PROGRAM NAME: Advanced Planning FUND: 1010

PROGRAM NUMBER: 20212

PROGRAM OBJECTIVE: To administer the review and preparation of policy related to planning and development. This includes the preparation of City initiated updates to the General Plan and Title 9 of the Municipal Code. The City must ensure compliance with State mandated requirements pertaining to planning and zoning. In addition, advanced planning facilitates addressing regional issues by coordinating efforts with other regional agencies, such as Western Riverside Council of Governments (WRCOG), the Southern California Association of Governments (SCAG), the Riverside County Transportation Commission (RCTC), and the Regional Conservation Authority (RCA).

BUDGET SUMMARY:

	<u>2013/14</u>	<u>2014/15</u>	<u>2015/16</u>	% Increase/ (Decrease) over/(under) 2014/15 Amended	<u>2016/17</u>	% Increase/ (Decrease) over/(under) 2015/16 Proposed
	Actual	Amended	Proposed Budget		Proposed Budget	
<u>Operating Expenditures</u>						
Personnel Services	\$ 470,268	\$ 523,100	\$ 501,909	-4.1%	\$ 509,832	1.6%
Contractual Services	-	-	27,615	-	27,866	0.9%
Materials & Supplies	75	500	700	40.0%	700	0.0%
Debt Service	-	-	-	-	-	-
Fixed Charges	18,600	18,600	14,400	-22.6%	14,400	0.0%
Transfers Out	-	-	-	-	-	-
Total Operating Expenditures	\$ 488,943	\$ 542,200	\$ 544,624	0.4%	\$ 552,798	1.5%
<u>Capital Expenditures</u>						
Fixed Assets	\$ -	\$ -	\$ -	-	\$ -	-
Total Capital Expenditures	\$ -	\$ -	\$ -	-	\$ -	-
Total Program Budget	\$ 488,943	\$ 542,200	\$ 544,624	0.4%	\$ 552,798	1.5%

City of Moreno Valley
FY 2015/16 - FY 2016/17 Proposed Budget
Program Detail

PROGRAM NAME: Building & Safety FUND: 1010

PROGRAM NUMBER: 20310

PROGRAM OBJECTIVE: To promulgate code proposals, issue permits, provide plan check and inspection services, conduct code enforcement and provide assistance to citizens in complying with jurisdictional and State building codes to ensure the safety of the citizens of Moreno Valley.

BUDGET SUMMARY:

	<u>2013/14</u>	<u>2014/15</u>	<u>2015/16</u>		<u>2016/17</u>	
	Actual	Amended	Proposed Budget	% Increase/ (Decrease) over/(under) 2014/15 Amended	Proposed Budget	% Increase/ (Decrease) over/(under) 2015/16 Proposed
<u>Operating Expenditures</u>						
Personnel Services	\$ 613,455	\$ 912,746	\$ 1,177,012	29.0%	\$ 1,201,563	2.1%
Contractual Services	699,060	472,800	472,746	0.0%	472,769	0.0%
Materials & Supplies	30,356	94,100	26,800	-71.5%	26,800	0.0%
Debt Service	-	-	-	-	-	-
Fixed Charges	276,600	276,600	190,918	-31.0%	190,918	0.0%
Transfers Out	-	-	-	-	-	-
Total Operating Expenditures	<u>\$ 1,619,471</u>	<u>\$ 1,756,246</u>	<u>\$ 1,867,476</u>	6.3%	<u>\$ 1,892,050</u>	1.3%
<u>Capital Expenditures</u>						
Fixed Assets	\$ -	\$ -	\$ -	-	\$ -	-
Total Capital Expenditures	<u>\$ -</u>	<u>\$ -</u>	<u>\$ -</u>	-	<u>\$ -</u>	-
Total Program Budget	<u><u>\$ 1,619,471</u></u>	<u><u>\$ 1,756,246</u></u>	<u><u>\$ 1,867,476</u></u>	6.3%	<u><u>\$ 1,892,050</u></u>	1.3%

**City of Moreno Valley
FY 2015/16 - FY 2016/17 Proposed Budget
Program Detail**

PROGRAM NAME: Land Development FUND: 1010

PROGRAM NUMBER: 20410

PROGRAM OBJECTIVE: To coordinate professional engineering services for new development ensuring an integrated program of infrastructure improvements by providing review and approval of tentative tract maps, tract and parcel maps, lot line adjustments, processing of sureties and public improvement agreements and environmental impact, geotechnical, and hydrology/hydraulics reports.

BUDGET SUMMARY:

	<u>2013/14</u>	<u>2014/15</u>	<u>2015/16</u>		<u>2016/17</u>	
	Actual	Amended	Proposed Budget	% Increase/ (Decrease) over/(under) 2014/15 Amended	Proposed Budget	% Increase/ (Decrease) over/(under) 2015/16 Proposed
<u>Operating Expenditures</u>						
Personnel Services	\$ 1,163,250	\$ 1,276,545	\$ 1,633,957	28.0%	\$ 1,670,958	2.3%
Contractual Services	207,158	316,698	208,798	-34.1%	208,798	0.0%
Materials & Supplies	11,752	23,454	23,454	0.0%	23,454	0.0%
Debt Service	-	-	-	-	-	-
Fixed Charges	429,420	427,500	251,823	-41.1%	251,823	0.0%
Transfers Out	-	-	-	-	-	-
Total Operating Expenditures	<u>\$ 1,811,580</u>	<u>\$ 2,044,197</u>	<u>\$ 2,118,032</u>	3.6%	<u>\$ 2,155,033</u>	1.7%
<u>Capital Expenditures</u>						
Fixed Assets	\$ -	\$ -	\$ -	-	\$ -	-
Total Capital Expenditures	<u>\$ -</u>	<u>\$ -</u>	<u>\$ -</u>	-	<u>\$ -</u>	-
Total Program Budget	<u><u>\$ 1,811,580</u></u>	<u><u>\$ 2,044,197</u></u>	<u><u>\$ 2,118,032</u></u>	3.6%	<u><u>\$ 2,155,033</u></u>	1.7%

City of Moreno Valley
FY 2015/16 - FY 2016/17 Proposed Budget
Program Detail

PROGRAM NAME: Stormwater Regluation FUND: 1010

PROGRAM NUMBER: 20453

PROGRAM OBJECTIVE: Responsible for city-wide storm water and non-storm water pollution prevention compliance work products and programs prepared in response to unfunded state and Federal permit mandates not otherwise funded by local special storm water related tax, levy and fee revenues. This includes securing local revenues for payment of state, Federal and intergovernmental storm water permit and cost-sharing agreements, updating local Master Drainage Plans including preparing applicable guidance documents, managing/preparing resource impact analyses for state and Federal permit mandates, etc.

BUDGET SUMMARY:

	<u>2013/14</u>	<u>2014/15</u>	<u>2015/16</u>		<u>2016/17</u>	
	Actual	Amended	Proposed Budget	% Increase/ (Decrease) over/(under) 2014/15 Amended	Proposed Budget	% Increase/ (Decrease) over/(under) 2015/16 Proposed
<u>Operating Expenditures</u>						
Personnel Services	\$ 21,562	\$ 47,055	\$ 34,982	-25.7%	\$ 35,249	0.8%
Contractual Services	167,534	265,300	265,300	0.0%	265,300	0.0%
Materials & Supplies	15	-	-	-	-	-
Debt Service	-	-	-	-	-	-
Fixed Charges	-	-	-	-	-	-
Transfers Out	-	-	-	-	-	-
Total Operating Expenditures	<u>\$ 189,112</u>	<u>\$ 312,355</u>	<u>\$ 300,282</u>	-3.9%	<u>\$ 300,549</u>	0.1%
<u>Capital Expenditures</u>						
Fixed Assets	\$ -	\$ -	\$ -	-	\$ -	-
Total Capital Expenditures	<u>\$ -</u>	<u>\$ -</u>	<u>\$ -</u>	-	<u>\$ -</u>	-
Total Program Budget	<u><u>\$ 189,112</u></u>	<u><u>\$ 312,355</u></u>	<u><u>\$ 300,282</u></u>	-3.9%	<u><u>\$ 300,549</u></u>	0.1%

City of Moreno Valley
FY 2015/16 - FY 2016/17 Proposed Budget
Program Detail

PROGRAM NAME: Financial & Management Services - Administration FUND: 1010

PROGRAM NUMBER: 25010

PROGRAM OBJECTIVE: To oversee and provide administrative support for the functional areas that comprise the department including: Financial Resources, Financial Operations, Treasury Operations, Technology Services, and Special Districts.

BUDGET SUMMARY:

	2013/14	2014/15	2015/16	% Increase/ (Decrease) over/(under) 2014/15 Amended	2016/17	% Increase/ (Decrease) over/(under) 2015/16 Proposed
	Actual	Amended	Proposed Budget		Proposed Budget	
<u>Operating Expenditures</u>						
Personnel Services	\$ 352,890	\$ 290,794	\$ 309,035	6.3%	\$ 313,008	1.3%
Contractual Services	5,227	4,650	4,890	5.2%	4,890	0.0%
Materials & Supplies	8,040	1,325	1,825	37.7%	1,825	0.0%
Debt Service	-	-	-	-	-	-
Fixed Charges	98,000	98,000	56,400	-42.4%	56,400	0.0%
Transfers Out	-	-	-	-	-	-
Total Operating Expenditures	<u>\$ 464,156</u>	<u>\$ 394,769</u>	<u>\$ 372,150</u>	-5.7%	<u>\$ 376,123</u>	1.1%
<u>Capital Expenditures</u>						
Fixed Assets	\$ -	\$ -	\$ -	-	\$ -	-
Total Capital Expenditures	<u>\$ -</u>	<u>\$ -</u>	<u>\$ -</u>	-	<u>\$ -</u>	-
Total Program Budget	<u><u>\$ 464,156</u></u>	<u><u>\$ 394,769</u></u>	<u><u>\$ 372,150</u></u>	-5.7%	<u><u>\$ 376,123</u></u>	1.1%

**City of Moreno Valley
FY 2015/16 - FY 2016/17 Proposed Budget
Program Detail**

PROGRAM NAME: Financial & Management Services - Projects FUND: 1010
 PROGRAM NUMBER: 25011
 PROGRAM OBJECTIVE: To oversee and provide administrative support for special projects.

BUDGET SUMMARY:

	<u>2013/14</u>	<u>2014/15</u>	<u>2015/16</u>		<u>2016/17</u>	
	Actual	Amended	Proposed Budget	% Increase/ (Decrease) over/(under) 2014/15 Amended	Proposed Budget	% Increase/ (Decrease) over/(under) 2015/16 Proposed
<u>Operating Expenditures</u>						
Personnel Services	\$ -	\$ -	\$ -	-	\$ -	-
Contractual Services	18,810	105,500	105,500	0.0%	105,500	0.0%
Materials & Supplies	-	-	-	-	-	-
Debt Service	-	-	-	-	-	-
Fixed Charges	-	-	-	-	-	-
Transfers Out	-	-	-	-	-	-
Total Operating Expenditures	\$ 18,810	\$ 105,500	\$ 105,500	0.0%	\$ 105,500	0.0%
<u>Capital Expenditures</u>						
Fixed Assets	\$ -	\$ -	\$ -	-	\$ -	-
Total Capital Expenditures	\$ -	\$ -	\$ -	-	\$ -	-
Total Program Budget	\$ 18,810	\$ 105,500	\$ 105,500	0.0%	\$ 105,500	0.0%

Attachment: Exhibit A - Proposed Budget Book [Revision 2] (1488 : PUBLIC HEARING ESTABLISHING APPROPRIATIONS (?GANN?) LIMIT FOR

**City of Moreno Valley
FY 2015/16 - FY 2016/17 Proposed Budget
Program Detail**

PROGRAM NAME: Financial Resources Div FUND: 1010

PROGRAM NUMBER: 25020

PROGRAM OBJECTIVE: Oversees the development of the City's budget and budgetary updates; manages the neighborhood preservation activities including Federal grant program; manages the activities of the former RDA; and supports City departments in their need for financial information and other fiscal services.

BUDGET SUMMARY:

	<u>2013/14</u>	<u>2014/15</u>	<u>2015/16</u>		<u>2016/17</u>	
	Actual	Amended	Proposed Budget	% Increase/ (Decrease) over/(under) 2014/15 Amended	Proposed Budget	% Increase/ (Decrease) over/(under) 2015/16 Proposed
<u>Operating Expenditures</u>						
Personnel Services	\$ 126,848	\$ 470,708	\$ 534,978	13.7%	\$ 546,795	2.2%
Contractual Services	-	55,622	60,660	9.1%	60,660	0.0%
Materials & Supplies	0	675	1,200	77.8%	1,200	0.0%
Debt Service	-	-	-	-	-	-
Fixed Charges	-	-	-	-	-	-
Transfers Out	-	-	-	-	-	-
Total Operating Expenditures	\$ 126,848	\$ 527,005	\$ 596,838	13.3%	\$ 608,655	2.0%
<u>Capital Expenditures</u>						
Fixed Assets	\$ -	\$ -	\$ -	-	\$ -	-
Total Capital Expenditures	\$ -	\$ -	\$ -	-	\$ -	-
Total Program Budget	\$ 126,848	\$ 527,005	\$ 596,838	13.3%	\$ 608,655	2.0%

Attachment: Exhibit A - Proposed Budget Book [Revision 2] (1488 : PUBLIC HEARING ESTABLISHING APPROPRIATIONS (?GANN?) LIMIT FOR

City of Moreno Valley
FY 2015/16 - FY 2016/17 Proposed Budget
Program Detail

PROGRAM NAME: Financial Operations FUND: 1010

PROGRAM NUMBER: 25110

PROGRAM OBJECTIVE: To ensure propriety and legality of City financial transactions according to authorized budgets and accounting standards; to provide complete and timely reporting of the City's financial position; and to support City departments in their need for reliable financial information and other fiscal services.

BUDGET SUMMARY:

	<u>2013/14</u>	<u>2014/15</u>	<u>2015/16</u>		<u>2016/17</u>	
	Actual	Amended	Proposed Budget	% Increase/ (Decrease) over/(under) 2014/15 Amended	Proposed Budget	% Increase/ (Decrease) over/(under) 2015/16 Proposed
<u>Operating Expenditures</u>						
Personnel Services	\$ 288,114	\$ 332,339	\$ 292,595	-12.0%	\$ 299,149	2.2%
Contractual Services	89,377	78,400	68,750	-12.3%	72,125	4.9%
Materials & Supplies	10,820	23,000	18,000	-21.7%	17,500	-2.8%
Debt Service	-	-	-	-	-	-
Fixed Charges	244,600	244,600	167,400	-31.6%	167,400	0.0%
Transfers Out	-	-	-	-	-	-
Total Operating Expenditures	<u>\$ 632,912</u>	<u>\$ 678,339</u>	<u>\$ 546,745</u>	-19.4%	<u>\$ 556,174</u>	1.7%
<u>Capital Expenditures</u>						
Fixed Assets	\$ -	\$ -	\$ -	-	\$ -	-
Total Capital Expenditures	<u>\$ -</u>	<u>\$ -</u>	<u>\$ -</u>	-	<u>\$ -</u>	-
Total Program Budget	<u><u>\$ 632,912</u></u>	<u><u>\$ 678,339</u></u>	<u><u>\$ 546,745</u></u>	-19.4%	<u><u>\$ 556,174</u></u>	1.7%

**City of Moreno Valley
FY 2015/16 - FY 2016/17 Proposed Budget
Program Detail**

PROGRAM NAME: Payroll FUND: 1010
 PROGRAM NUMBER: 25111
 PROGRAM OBJECTIVE: To support City departments in their need for reliable financial information and other fiscal services.

BUDGET SUMMARY:

	<u>2013/14</u>	<u>2014/15</u>	<u>2015/16</u>		<u>2016/17</u>	
	Actual	Amended	Proposed Budget	% Increase/ (Decrease) over/(under) 2014/15 Amended	Proposed Budget	% Increase/ (Decrease) over/(under) 2015/16 Proposed
<u>Operating Expenditures</u>						
Personnel Services	\$ 168,906	\$ 218,405	\$ 200,441	-8.2%	\$ 207,147	3.3%
Contractual Services	377	750	2,000	166.7%	2,000	0.0%
Materials & Supplies	4,295	-	1,500	-	1,500	0.0%
Debt Service	-	-	-	-	-	-
Fixed Charges	150	-	500	-	500	0.0%
Transfers Out	-	-	-	-	-	-
Total Operating Expenditures	\$ 173,728	\$ 219,155	\$ 204,441	-6.7%	\$ 211,147	3.3%
<u>Capital Expenditures</u>						
Fixed Assets	\$ -	\$ -	\$ -	-	\$ -	-
Total Capital Expenditures	\$ -	\$ -	\$ -	-	\$ -	-
Total Program Budget	\$ 173,728	\$ 219,155	\$ 204,441	-6.7%	\$ 211,147	3.3%

Attachment: Exhibit A - Proposed Budget Book [Revision 2] (1488 : PUBLIC HEARING ESTABLISHING APPROPRIATIONS (?GANN?) LIMIT FOR

**City of Moreno Valley
FY 2015/16 - FY 2016/17 Proposed Budget
Program Detail**

PROGRAM NAME: Accounting FUND: 1010

PROGRAM NUMBER: 25112

PROGRAM OBJECTIVE: To ensure propriety and legality of City financial transactions according to authorized budgets and accounting standards; to provide complete and timely reporting of the City's financial position; and to support City departments in their need for reliable financial information and other fiscal services.

BUDGET SUMMARY:

	<u>2013/14</u>	<u>2014/15</u>	<u>2015/16</u>		<u>2016/17</u>	
	Actual	Amended	Proposed Budget	% Increase/ (Decrease) over/(under) 2014/15 Amended	Proposed Budget	% Increase/ (Decrease) over/(under) 2015/16 Proposed
<u>Operating Expenditures</u>						
Personnel Services	\$ 206,118	\$ 249,638	\$ 248,004	-0.7%	\$ 255,533	3.0%
Contractual Services	1,177	1,500	2,000	33.3%	2,000	0.0%
Materials & Supplies	28	-	1,000	-	1,000	0.0%
Debt Service	-	-	-	-	-	-
Fixed Charges	-	-	-	-	-	-
Transfers Out	-	-	-	-	-	-
Total Operating Expenditures	\$ 207,323	\$ 251,138	\$ 251,004	-0.1%	\$ 258,533	3.0%
<u>Capital Expenditures</u>						
Fixed Assets	\$ -	\$ -	\$ -	-	\$ -	-
Total Capital Expenditures	\$ -	\$ -	\$ -	-	\$ -	-
Total Program Budget	\$ 207,323	\$ 251,138	\$ 251,004	-0.1%	\$ 258,533	3.0%

Attachment: Exhibit A - Proposed Budget Book [Revision 2] (1488 : PUBLIC HEARING ESTABLISHING APPROPRIATIONS (?GANN?) LIMIT FOR

City of Moreno Valley
FY 2015/16 - FY 2016/17 Proposed Budget
Program Detail

PROGRAM NAME: Accounts Payable FUND: 1010
PROGRAM NUMBER: 25113
PROGRAM OBJECTIVE: To support City departments in their need for reliable financial information and other fiscal services.

BUDGET SUMMARY:

	<u>2013/14</u>	<u>2014/15</u>	<u>2015/16</u>		<u>2016/17</u>	
	Actual	Amended	Proposed Budget	% Increase/ (Decrease) over/(under) 2014/15 Amended	Proposed Budget	% Increase/ (Decrease) over/(under) 2015/16 Proposed
<u>Operating Expenditures</u>						
Personnel Services	\$ 195,348	\$ 195,710	\$ 210,764	7.7%	\$ 214,894	2.0%
Contractual Services	473	750	750	0.0%	750	0.0%
Materials & Supplies	-	-	500	-	500	0.0%
Debt Service	-	-	-	-	-	-
Fixed Charges	-	-	-	-	-	-
Transfers Out	-	-	-	-	-	-
Total Operating Expenditures	<u>\$ 195,820</u>	<u>\$ 196,460</u>	<u>\$ 212,014</u>	7.9%	<u>\$ 216,144</u>	1.9%
<u>Capital Expenditures</u>						
Fixed Assets	\$ -	\$ -	\$ -	-	\$ -	-
Total Capital Expenditures	<u>\$ -</u>	<u>\$ -</u>	<u>\$ -</u>	-	<u>\$ -</u>	-
Total Program Budget	<u>\$ 195,820</u>	<u>\$ 196,460</u>	<u>\$ 212,014</u>	7.9%	<u>\$ 216,144</u>	1.9%

City of Moreno Valley
FY 2015/16 - FY 2016/17 Proposed Budget
Program Detail

PROGRAM NAME: Treasury Operations/Accounts Receivable FUND: 1010

PROGRAM NUMBER: 25210

PROGRAM OBJECTIVE: To safeguard the City's money while maintaining liquidity and a reasonable return on its investment; to identify and recommend revenue enhancement and cost cutting opportunities; and to provide reliable and timely financial information and other fiscal services to City departments and the general public.

BUDGET SUMMARY:

	<u>2013/14</u>	<u>2014/15</u>	<u>2015/16</u>		<u>2016/17</u>	
	Actual	Amended	Proposed Budget	% Increase/ (Decrease) over/(under) 2014/15 Amended	Proposed Budget	% Increase/ (Decrease) over/(under) 2015/16 Proposed
<u>Operating Expenditures</u>						
Personnel Services	\$ 580,147	\$ 645,185	\$ 715,740	10.9%	\$ 732,975	2.4%
Contractual Services	266,305	327,485	364,260	11.2%	339,260	-6.9%
Materials & Supplies	27,758	25,000	36,800	47.2%	29,800	-19.0%
Debt Service	-	-	-	-	-	-
Fixed Charges	150,897	150,700	91,700	-39.2%	91,700	0.0%
Transfers Out	-	-	-	-	-	-
Total Operating Expenditures	<u>\$ 1,025,107</u>	<u>\$ 1,148,370</u>	<u>\$ 1,208,500</u>	5.2%	<u>\$ 1,193,735</u>	-1.2%
<u>Capital Expenditures</u>						
Fixed Assets	\$ -	\$ -	\$ -	-	\$ -	-
Total Capital Expenditures	<u>\$ -</u>	<u>\$ -</u>	<u>\$ -</u>	-	<u>\$ -</u>	-
Total Program Budget	<u><u>\$ 1,025,107</u></u>	<u><u>\$ 1,148,370</u></u>	<u><u>\$ 1,208,500</u></u>	5.2%	<u><u>\$ 1,193,735</u></u>	-1.2%

**City of Moreno Valley
FY 2015/16 - FY 2016/17 Proposed Budget
Program Detail**

PROGRAM NAME: Enterprise Applications FUND: 1010
 PROGRAM NUMBER: 25410
 PROGRAM OBJECTIVE: To administer the City's enterprise software systems including programming and integration.

BUDGET SUMMARY:

	<u>2013/14</u>	<u>2014/15</u>	<u>2015/16</u>		<u>2016/17</u>	
	Actual	Amended	Proposed Budget	% Increase/ (Decrease) over/(under) 2014/15 Amended	Proposed Budget	% Increase/ (Decrease) over/(under) 2015/16 Proposed
<u>Operating Expenditures</u>						
Personnel Services	\$ -	\$ -	\$ 671,735	-	\$ 685,503	2.0%
Contractual Services	-	-	803,795	-	817,364	1.7%
Material & Supplies	-	-	17,950	-	17,950	0.0%
Debt Service	-	-	-	-	-	-
Fixed Charges	-	-	231,492	-	231,492	0.0%
Transfers Out	-	-	-	-	-	-
Total Operating Expenditures	\$ -	\$ -	\$ 1,724,972	-	\$ 1,752,309	1.6%
<u>Capital Expenditures</u>						
Fixed Assets	\$ -	\$ -	\$ -	-	\$ -	-
Total Capital Expenditures	\$ -	\$ -	\$ -	-	\$ -	-
Total Program Budget	\$ -	\$ -	\$ 1,724,972	-	\$ 1,752,309	1.6%

Attachment: Exhibit A - Proposed Budget Book [Revision 2] (1488 : PUBLIC HEARING ESTABLISHING APPROPRIATIONS (?GANN?) LIMIT FOR

City of Moreno Valley
FY 2015/16 - FY 2016/17 Proposed Budget
Program Detail

PROGRAM NAME: Network Operations FUND: 1010

PROGRAM NUMBER: 25411

PROGRAM OBJECTIVE: To administer the City's wide area and local area network including desktop hardware and operating systems.

BUDGET SUMMARY:

	<u>2013/14</u>	<u>2014/15</u>	<u>2015/16</u>	% Increase/ (Decrease) over/(under) 2014/15 Amended	<u>2016/17</u>	% Increase/ (Decrease) over/(under) 2015/16 Proposed
	Actual	Amended	Proposed Budget		Proposed Budget	
<u>Operating Expenditures</u>						
Personnel Services	\$ -	\$ -	\$ 677,979	-	\$ 686,711	1.3%
Contractual Services	-	-	172,649	-	172,944	0.2%
Material & Supplies	-	-	20,300	-	20,300	0.0%
Debt Service	-	-	-	-	-	-
Fixed Charges	-	-	36,734	-	36,734	0.0%
Transfers Out	-	-	-	-	-	-
Total Operating Expenditures	<u>\$ -</u>	<u>\$ -</u>	<u>\$ 907,662</u>	-	<u>\$ 916,689</u>	1.0%
<u>Capital Expenditures</u>						
Fixed Assets	\$ -	\$ -	-	-	\$ -	-
Total Capital Expenditures	<u>\$ -</u>	<u>\$ -</u>	<u>\$ -</u>	-	<u>\$ -</u>	-
Total Program Budget	<u><u>\$ -</u></u>	<u><u>\$ -</u></u>	<u><u>\$ 907,662</u></u>	-	<u><u>\$ 916,689</u></u>	1.0%

**City of Moreno Valley
FY 2015/16 - FY 2016/17 Proposed Budget
Program Detail**

PROGRAM NAME: Telecommunications FUND: 1010
 PROGRAM NUMBER: 25412
 PROGRAM OBJECTIVE: To provide and administer the City's comprehensive voice, data, video, and radio communications programs, including support of two City-owned amateur radio repeaters. This includes all services utilizing the common communications network that interconnects City facilities, offices, and end-users.

BUDGET SUMMARY:

	<u>2013/14</u>	<u>2014/15</u>	<u>2015/16</u>		<u>2016/17</u>	
	Actual	Amended	Proposed Budget	% Increase/ (Decrease) over/(under) 2014/15 Amended	Proposed Budget	% Increase/ (Decrease) over/(under) 2015/16 Proposed
<u>Operating Expenditures</u>						
Personnel Services	\$ -	\$ -	\$ 476,226	-	\$ 485,704	2.0%
Contractual Services	-	-	140,072	-	118,481	-15.4%
Material & Supplies	-	-	88,199	-	88,199	0.0%
Debt Service	-	-	-	-	-	-
Fixed Charges	-	-	59,082	-	59,082	0.0%
Transfers Out	-	-	-	-	-	-
Total Operating Expenditures	\$ -	\$ -	\$ 763,579	-	\$ 751,466	-1.6%
<u>Capital Expenditures</u>						
Fixed Assets	\$ -	\$ -	\$ -	-	\$ -	-
Total Capital Expenditures	\$ -	\$ -	\$ -	-	\$ -	-
Total Program Budget	\$ -	\$ -	\$ 763,579	-	\$ 751,466	-1.6%

Attachment: Exhibit A - Proposed Budget Book [Revision 2] (1488 : PUBLIC HEARING ESTABLISHING APPROPRIATIONS (?GANN?) LIMIT FOR

**City of Moreno Valley
FY 2015/16 - FY 2016/17 Proposed Budget
Program Detail**

PROGRAM NAME: Geographic Information Systems FUND: 1010
 PROGRAM NUMBER: 25413
 PROGRAM OBJECTIVE: To provide and administer the City's Geographic Information Systems for City staff as well as citizen access to GIS resources. This includes all resources necessary to provide for the timely updating of orthophotographic images, County Assessor parcel information, or any other information related to City-maintained geographic information.

BUDGET SUMMARY:

	<u>2013/14</u>	<u>2014/15</u>	<u>2015/16</u>		<u>2016/17</u>	
	Actual	Amended	Proposed Budget	% Increase/ (Decrease) over/(under) 2014/15 Amended	Proposed Budget	% Increase/ (Decrease) over/(under) 2015/16 Proposed
<u>Operating Expenditures</u>						
Personnel Services	\$ -	\$ -	\$ 435,372	-	\$ 443,619	1.9%
Contractual Services	-	-	120,195	-	159,295	32.5%
Material & Supplies	-	-	16,600	-	16,600	0.0%
Debt Service	-	-	-	-	-	-
Fixed Charges	-	-	30,933	-	30,933	0.0%
Transfers Out	-	-	-	-	-	-
Total Operating Expenditures	\$ -	\$ -	\$ 603,100	-	\$ 650,447	7.9%
<u>Capital Expenditures</u>						
Fixed Assets	\$ -	\$ -	\$ -	-	\$ -	-
Total Capital Expenditures	\$ -	\$ -	\$ -	-	\$ -	-
Total Program Budget	\$ -	\$ -	\$ 603,100	-	\$ 650,447	7.9%

Attachment: Exhibit A - Proposed Budget Book [Revision 2] (1488 : PUBLIC HEARING ESTABLISHING APPROPRIATIONS (?GANN?) LIMIT FOR

**City of Moreno Valley
FY 2015/16 - FY 2016/17 Proposed Budget
Program Detail**

PROGRAM NAME: Fire Operations FUND: 1010
 PROGRAM NUMBER: 30110
 PROGRAM OBJECTIVE: To provide basic fire suppression, training, education and emergency preparedness.

BUDGET SUMMARY:

	<u>2013/14</u>	<u>2014/15</u>	<u>2015/16</u>		<u>2016/17</u>	
	Actual	Amended	Proposed Budget	% Increase/ (Decrease) over/(under) 2014/15 Amended	Proposed Budget	% Increase/ (Decrease) over/(under) 2015/16 Proposed
<u>Operating Expenditures</u>						
Personnel Services	\$ 167,242	\$ 199,151	\$ 200,322	0.6%	\$ 206,833	3.3%
Contractual Services	13,138,136	14,414,244	15,587,570	8.1%	16,338,891	4.8%
Materials & Supplies	52,837	586,349	62,420	-89.4%	46,075	-26.2%
Debt Service	-	-	-	-	-	-
Fixed Charges	1,066,776	798,800	(86,446)	-110.8%	(124,012)	43.5%
Transfers Out	-	-	-	-	-	-
Total Operating Expenditures	<u>\$ 14,424,992</u>	<u>\$ 15,998,544</u>	<u>\$ 15,763,866</u>	-1.5%	<u>\$ 16,467,787</u>	4.5%
<u>Capital Expenditures</u>						
Fixed Assets	\$ -	\$ -	\$ -	-	\$ -	-
Total Capital Expenditures	<u>\$ -</u>	<u>\$ -</u>	<u>\$ -</u>	-	<u>\$ -</u>	-
Total Program Budget	<u><u>\$ 14,424,992</u></u>	<u><u>\$ 15,998,544</u></u>	<u><u>\$ 15,763,866</u></u>	-1.5%	<u><u>\$ 16,467,787</u></u>	4.5%

City of Moreno Valley
FY 2015/16 - FY 2016/17 Proposed Budget
Program Detail

PROGRAM NAME: Fire Prevention Inspections FUND: 1010

PROGRAM NUMBER: 30210

PROGRAM OBJECTIVE: To conduct plan checks and development inspections to ensure the safe operation of businesses within the City.

BUDGET SUMMARY:

	<u>2013/14</u>	<u>2014/15</u>	<u>2015/16</u>		<u>2016/17</u>	
	Actual	Amended	Proposed Budget	% Increase/ (Decrease) over/(under) 2014/15 Amended	Proposed Budget	% Increase/ (Decrease) over/(under) 2015/16 Proposed
<u>Operating Expenditures</u>						
Personnel Services	\$ 196,716	\$ 188,892	\$ 87,861	-53.5%	\$ 90,880	3.4%
Contractual Services	151,005	290,005	239,405	-17.4%	239,405	0.0%
Materials & Supplies	6,567	7,606	12,306	61.8%	12,306	0.0%
Debt Service	-	-	-	-	-	-
Fixed Charges	79,200	79,200	49,900	-37.0%	49,900	0.0%
Transfers Out	-	-	-	-	-	-
Total Operating Expenditures	<u>\$ 433,488</u>	<u>\$ 565,703</u>	<u>\$ 389,472</u>	-31.2%	<u>\$ 392,491</u>	0.8%
<u>Capital Expenditures</u>						
Fixed Assets	\$ -	\$ -	\$ -	-	\$ -	-
Total Capital Expenditures	<u>\$ -</u>	<u>\$ -</u>	<u>\$ -</u>	-	<u>\$ -</u>	-
Total Program Budget	<u><u>\$ 433,488</u></u>	<u><u>\$ 565,703</u></u>	<u><u>\$ 389,472</u></u>	-31.2%	<u><u>\$ 392,491</u></u>	0.8%

**City of Moreno Valley
FY 2015/16 - FY 2016/17 Proposed Budget
Program Detail**

PROGRAM NAME: Fire Prevention FUND: 1010

PROGRAM NUMBER: 30211

PROGRAM OBJECTIVE: To conduct required inspections of industrial, commercial, educational, governmental, health care and other institutional facilities to ensure public safety in those occupancies within the City.

BUDGET SUMMARY:

	<u>2013/14</u>	<u>2014/15</u>	<u>2015/16</u>		<u>2016/17</u>	
	Actual	Amended	Proposed Budget	% Increase/ (Decrease) over/(under) 2014/15 Amended	Proposed Budget	% Increase/ (Decrease) over/(under) 2015/16 Proposed
<u>Operating Expenditures</u>						
Personnel Services	\$ 762,119	\$ 816,102	\$ 176,510	-78.4%	\$ 181,567	2.9%
Contractual Services	47,884	117,960	1,172,149	893.7%	1,225,163	4.5%
Materials & Supplies	25,681	15,200	14,300	-5.9%	11,300	-21.0%
Debt Service	-	-	-	-	-	-
Fixed Charges	167,900	167,900	103,278	-38.5%	100,627	-2.6%
Transfers Out	-	-	-	-	-	-
Total Operating Expenditures	<u>\$ 1,003,584</u>	<u>\$ 1,117,162</u>	<u>\$ 1,466,237</u>	31.2%	<u>\$ 1,518,657</u>	3.6%
<u>Capital Expenditures</u>						
Fixed Assets	\$ -	\$ -	\$ -	-	\$ -	-
Total Capital Expenditures	<u>\$ -</u>	<u>\$ -</u>	<u>\$ -</u>	-	<u>\$ -</u>	-
Total Program Budget	<u><u>\$ 1,003,584</u></u>	<u><u>\$ 1,117,162</u></u>	<u><u>\$ 1,466,237</u></u>	31.2%	<u><u>\$ 1,518,657</u></u>	3.6%

**City of Moreno Valley
FY 2015/16 - FY 2016/17 Proposed Budget
Program Detail**

PROGRAM NAME: Office of Emergency Management & Volunteer Services FUND: 1010
 PROGRAM NUMBER: 30310
 PROGRAM OBJECTIVE: To administer the City's Volunteer/Disaster Services programs including CPR and CERT training.

BUDGET SUMMARY:

	<u>2013/14</u>	<u>2014/15</u>	<u>2015/16</u>		<u>2016/17</u>	
	Actual	Amended	Proposed Budget	% Increase/ (Decrease) over/(under) 2014/15 Amended	Proposed Budget	% Increase/ (Decrease) over/(under) 2015/16 Proposed
<u>Operating Expenditures</u>						
Personnel Services	\$ 198,811	\$ 242,709	\$ 221,221	-8.9%	\$ 228,297	3.2%
Contractual Services	18,014	17,578	19,753	12.4%	19,753	0.0%
Materials & Supplies	43,430	50,618	48,143	-4.9%	48,143	0.0%
Debt Service	-	-	-	-	-	-
Fixed Charges	423,400	423,400	147,124	-65.3%	147,124	0.0%
Transfers Out	-	-	-	-	-	-
Total Operating Expenditures	\$ 683,655	\$ 734,305	\$ 436,241	-40.6%	\$ 443,317	1.6%
<u>Capital Expenditures</u>						
Fixed Assets	\$ -	\$ -	\$ -	-	\$ -	-
Total Capital Expenditures	\$ -	\$ -	\$ -	-	\$ -	-
Total Program Budget	\$ 683,655	\$ 734,305	\$ 436,241	-40.6%	\$ 443,317	1.6%

Attachment: Exhibit A - Proposed Budget Book [Revision 2] (1488 : PUBLIC HEARING ESTABLISHING APPROPRIATIONS (?GANN?) LIMIT FOR

**City of Moreno Valley
FY 2015/16 - FY 2016/17 Proposed Budget
Program Detail**

PROGRAM NAME: Police Administration FUND: 1010

PROGRAM NUMBER: 40010

PROGRAM OBJECTIVE: To coordinate the operations of the MVPD facility, which includes Community Services, the Business Office, Accounting, and the Volunteer Forces.

BUDGET SUMMARY:

	<u>2013/14</u>	<u>2014/15</u>	<u>2015/16</u>		<u>2016/17</u>	
	Actual	Amended	Proposed Budget	% Increase/ (Decrease) over/(under) 2014/15 Amended	Proposed Budget	% Increase/ (Decrease) over/(under) 2015/16 Proposed
<u>Operating Expenditures</u>						
Personnel Services	\$ 116,788	\$ 194,924	\$ -	-100.0%	\$ -	-
Contractual Services	1,590,071	2,097,819	1,917,375	-8.6%	2,016,538	5.2%
Materials & Supplies	59,269	344,859	37,200	-89.2%	36,448	-2.0%
Debt Service	-	-	-	-	-	-
Fixed Charges	1,950,700	1,953,100	593,693	-69.6%	347,313	-41.5%
Transfers Out	-	-	-	-	-	-
Total Operating Expenditures	<u>\$ 3,716,827</u>	<u>\$ 4,590,702</u>	<u>\$ 2,548,268</u>	-44.5%	<u>\$ 2,400,299</u>	-5.8%
<u>Capital Expenditures</u>						
Fixed Assets	\$ -	\$ -	\$ -	-	\$ -	-
Total Capital Expenditures	<u>\$ -</u>	<u>\$ -</u>	<u>\$ -</u>	-	<u>\$ -</u>	-
Total Program Budget	<u><u>\$ 3,716,827</u></u>	<u><u>\$ 4,590,702</u></u>	<u><u>\$ 2,548,268</u></u>	-44.5%	<u><u>\$ 2,400,299</u></u>	-5.8%

**City of Moreno Valley
FY 2015/16 - FY 2016/17 Proposed Budget
Program Detail**

PROGRAM NAME: Police Patrol FUND: 1010
 PROGRAM NUMBER: 40110
 PROGRAM OBJECTIVE: Dedicated to interaction with the community, to provide professional and rapid response to reported crimes, and the detection of in-progress crimes.

BUDGET SUMMARY:

	<u>2013/14</u>	<u>2014/15</u>	<u>2015/16</u>		<u>2016/17</u>	
	Actual	Amended	Proposed Budget	% Increase/ (Decrease) over/(under) 2014/15 Amended	Proposed Budget	% Increase/ (Decrease) over/(under) 2015/16 Proposed
<u>Operating Expenditures</u>						
Personnel Services	\$ -	\$ -	\$ -	-	\$ -	-
Contractual Services	19,340,789	20,874,857	22,924,260	9.8%	24,659,818	7.6%
Materials & Supplies	10,235	16,800	4,900	-70.8%	4,900	0.0%
Debt Service	-	-	-	-	-	-
Fixed Charges	9,300	9,300	5,159	-44.5%	5,159	0.0%
Transfers Out	-	-	-	-	-	-
Total Operating Expenditures	<u>\$ 19,360,323</u>	<u>\$ 20,900,957</u>	<u>\$ 22,934,319</u>	9.7%	<u>\$ 24,669,877</u>	7.6%
<u>Capital Expenditures</u>						
Fixed Assets	\$ -	\$ -	\$ -	-	\$ -	-
Total Capital Expenditures	<u>\$ -</u>	<u>\$ -</u>	<u>\$ -</u>	-	<u>\$ -</u>	-
Total Program Budget	<u><u>\$ 19,360,323</u></u>	<u><u>\$ 20,900,957</u></u>	<u><u>\$ 22,934,319</u></u>	9.7%	<u><u>\$ 24,669,877</u></u>	7.6%

Attachment: Exhibit A - Proposed Budget Book [Revision 2] (1488 : PUBLIC HEARING ESTABLISHING APPROPRIATIONS (?GANN?) LIMIT FOR

**City of Moreno Valley
FY 2015/16 - FY 2016/17 Proposed Budget
Program Detail**

PROGRAM NAME: Police Towngate Mall FUND: 1010
 PROGRAM NUMBER: 40111
 PROGRAM OBJECTIVE: Establish a closer working relationship with Mall Security and store managers to create a healthier business climate and higher level of public safety.

BUDGET SUMMARY:

	<u>2013/14</u>	<u>2014/15</u>	<u>2015/16</u>		<u>2016/17</u>	
	Actual	Amended	Proposed Budget	% Increase/ (Decrease) over/(under) 2014/15 Amended	Proposed Budget	% Increase/ (Decrease) over/(under) 2015/16 Proposed
<u>Operating Expenditures</u>						
Personnel Services	\$ -	\$ -	\$ -	-	\$ -	-
Contractual Services	510,430	447,492	356,401	-20.4%	383,619	7.6%
Materials & Supplies	150	1,200	1,200	0.0%	1,200	0.0%
Debt Service	-	-	-	-	-	-
Fixed Charges	-	-	-	-	-	-
Transfers Out	-	-	-	-	-	-
Total Operating Expenditures	\$ 510,580	\$ 448,692	\$ 357,601	-20.3%	\$ 384,819	7.6%
<u>Capital Expenditures</u>						
Fixed Assets	\$ -	\$ -	\$ -	-	\$ -	-
Total Capital Expenditures	\$ -	\$ -	\$ -	-	\$ -	-
Total Program Budget	\$ 510,580	\$ 448,692	\$ 357,601	-20.3%	\$ 384,819	7.6%

Attachment: Exhibit A - Proposed Budget Book [Revision 2] (1488 : PUBLIC HEARING ESTABLISHING APPROPRIATIONS (?GANN?) LIMIT FOR

City of Moreno Valley
FY 2015/16 - FY 2016/17 Proposed Budget
Program Detail

PROGRAM NAME: Police Traffic Enforcement FUND: 1010

PROGRAM NUMBER: 40210

PROGRAM OBJECTIVE: To proactively enforce hazardous traffic violations through education and enforcement, to reduce the number of injury collisions within the City, to utilize traffic safety check points to ensure compliance with drivers licensing requirements and to provide highly trained personnel for reconstruction of serious and fatal traffic collisions.

BUDGET SUMMARY:

	<u>2013/14</u>	<u>2014/15</u>	<u>2015/16</u>		<u>2016/17</u>	
	Actual	Amended	Proposed Budget	% Increase/ (Decrease) over/(under) 2014/15 Amended	Proposed Budget	% Increase/ (Decrease) over/(under) 2015/16 Proposed
<u>Operating Expenditures</u>						
Personnel Services	\$ 102,614	\$ -	\$ -	-	\$ -	-
Contractual Services	4,576,762	5,119,515	5,524,470	7.9%	5,937,188	7.5%
Materials & Supplies	97,242	218,200	82,079	-62.4%	82,079	0.0%
Debt Service	-	-	-	-	-	-
Fixed Charges	199,800	199,800	62,457	-68.7%	62,457	0.0%
Transfers Out	-	-	-	-	-	-
Total Operating Expenditures	<u>\$ 4,976,418</u>	<u>\$ 5,537,515</u>	<u>\$ 5,669,006</u>	2.4%	<u>\$ 6,081,724</u>	7.3%
<u>Capital Expenditures</u>						
Fixed Assets	\$ -	\$ -	\$ -	-	\$ -	-
Total Capital Expenditures	<u>\$ -</u>	<u>\$ -</u>	<u>\$ -</u>	-	<u>\$ -</u>	-
Total Program Budget	<u><u>\$ 4,976,418</u></u>	<u><u>\$ 5,537,515</u></u>	<u><u>\$ 5,669,006</u></u>	2.4%	<u><u>\$ 6,081,724</u></u>	7.3%

City of Moreno Valley
FY 2015/16 - FY 2016/17 Proposed Budget
Program Detail

PROGRAM NAME: Police Community Services

FUND: 1010

PROGRAM NUMBER: 40220

PROGRAM OBJECTIVE: Objectively seek community enrichment and solutions to community problems through policing and cooperation. Conduct on-going interactive presentations and community meetings to accomplish this effort.

BUDGET SUMMARY:

	<u>2013/14</u>	<u>2014/15</u>	<u>2015/16</u>		<u>2016/17</u>	
	Actual	Amended	Proposed Budget	% Increase/ (Decrease) over/(under) 2014/15 Amended	Proposed Budget	% Increase/ (Decrease) over/(under) 2015/16 Proposed
<u>Operating Expenditures</u>						
Personnel Services	\$ -	\$ -	\$ -	-	\$ -	-
Contractual Services	897,487	1,242,173	1,273,376	2.5%	1,369,090	7.5%
Materials & Supplies	19,090	22,800	17,600	-22.8%	17,600	0.0%
Debt Service	-	-	-	-	-	-
Fixed Charges	24,900	24,900	72,405	190.8%	72,405	0.0%
Transfers Out	-	-	-	-	-	-
Total Operating Expenditures	<u>\$ 941,477</u>	<u>\$ 1,289,873</u>	<u>\$ 1,363,381</u>	5.7%	<u>\$ 1,459,095</u>	7.0%
<u>Capital Expenditures</u>						
Fixed Assets	\$ -	\$ -	\$ -	-	\$ -	-
Total Capital Expenditures	<u>\$ -</u>	<u>\$ -</u>	<u>\$ -</u>	-	<u>\$ -</u>	-
Total Program Budget	<u><u>\$ 941,477</u></u>	<u><u>\$ 1,289,873</u></u>	<u><u>\$ 1,363,381</u></u>	5.7%	<u><u>\$ 1,459,095</u></u>	7.0%

Attachment: Exhibit A - Proposed Budget Book [Revision 2] (1488 : PUBLIC HEARING ESTABLISHING APPROPRIATIONS (?GANN?) LIMIT FOR

City of Moreno Valley
FY 2015/16 - FY 2016/17 Proposed Budget
Program Detail

PROGRAM NAME: Police Detective Unit FUND: 1010

PROGRAM NUMBER: 40310

PROGRAM OBJECTIVE: To provide assistance and service to the City, while promoting a safe environment for our citizens. Emphasize follow-up investigations on major crimes, and maintain and develop investigative specialties through training and experience to stay ahead of future trends in criminal activity.

BUDGET SUMMARY:

	<u>2013/14</u>	<u>2014/15</u>	<u>2015/16</u>		<u>2016/17</u>	
	Actual	Amended	Proposed Budget	% Increase/ (Decrease) over/(under) 2014/15 Amended	Proposed Budget	% Increase/ (Decrease) over/(under) 2015/16 Proposed
<u>Operating Expenditures</u>						
Personnel Services	\$ -	\$ -	\$ -	-	\$ -	-
Contractual Services	872,480	814,820	765,955	-6.0%	836,754	9.2%
Materials & Supplies	14,721	40,775	4,850	-88.1%	4,850	0.0%
Debt Service	-	-	-	-	-	-
Fixed Charges	7,600	7,600	6,568	-13.6%	6,568	0.0%
Transfers Out	-	-	-	-	-	-
Total Operating Expenditures	<u>\$ 894,801</u>	<u>\$ 863,195</u>	<u>\$ 777,373</u>	-9.9%	<u>\$ 848,172</u>	9.1%
<u>Capital Expenditures</u>						
Fixed Assets	\$ -	\$ -	\$ -	-	\$ -	-
Total Capital Expenditures	<u>\$ -</u>	<u>\$ -</u>	<u>\$ -</u>	-	<u>\$ -</u>	-
Total Program Budget	<u><u>\$ 894,801</u></u>	<u><u>\$ 863,195</u></u>	<u><u>\$ 777,373</u></u>	-9.9%	<u><u>\$ 848,172</u></u>	9.1%

**City of Moreno Valley
FY 2015/16 - FY 2016/17 Proposed Budget
Program Detail**

PROGRAM NAME: Police - People Oriented Policing FUND: 1010

PROGRAM NUMBER: 40312

PROGRAM OBJECTIVE: To address quality of life issues through proactive law enforcement and problem solving utilizing community oriented policing concepts such as Crime Free Multi-Housing, Safe Streets Now!, and Nuisance Abatements. The Problem Oriented Policing Team will respond quickly to citizen's complaints and inquiries and work in a close partnership with other city, local and state agencies.

BUDGET SUMMARY:

	<u>2013/14</u>	<u>2014/15</u>	<u>2015/16</u>		<u>2016/17</u>	
	Actual	Amended	Proposed Budget	% Increase/ (Decrease) over/(under) 2014/15 Amended	Proposed Budget	% Increase/ (Decrease) over/(under) 2015/16 Proposed
<u>Operating Expenditures</u>						
Personnel Services	\$ -	\$ -	\$ -	-	\$ -	-
Contractual Services	1,315,652	1,458,122	1,445,050	-0.9%	1,554,261	7.6%
Materials & Supplies	2,329	3,600	1,850	-48.6%	1,850	0.0%
Debt Service	-	-	-	-	-	-
Fixed Charges	12,300	12,300	1,695	-86.2%	1,695	0.0%
Transfers Out	-	-	-	-	-	-
Total Operating Expenditures	<u>\$ 1,330,281</u>	<u>\$ 1,474,022</u>	<u>\$ 1,448,595</u>	-1.7%	<u>\$ 1,557,806</u>	7.5%
<u>Capital Expenditures</u>						
Fixed Assets	\$ -	\$ -	\$ -	-	\$ -	-
Total Capital Expenditures	<u>\$ -</u>	<u>\$ -</u>	<u>\$ -</u>	-	<u>\$ -</u>	-
Total Program Budget	<u><u>\$ 1,330,281</u></u>	<u><u>\$ 1,474,022</u></u>	<u><u>\$ 1,448,595</u></u>	-1.7%	<u><u>\$ 1,557,806</u></u>	7.5%

Attachment: Exhibit A - Proposed Budget Book [Revision 2] (1488 : PUBLIC HEARING ESTABLISHING APPROPRIATIONS (?GANN?)) LIMIT FOR

**City of Moreno Valley
FY 2015/16 - FY 2016/17 Proposed Budget
Program Detail**

PROGRAM NAME: Police Special Enforcement FUND: 1010
 PROGRAM NUMBER: 40410
 PROGRAM OBJECTIVE: To focus on the arrests of street level drug dealers, users, manufacturers and traffickers of illegal narcotics by using a variety of approaches to include but not limited to community involvement, WE TIP information, informants and other proactive police techniques. Parole and probation searches are used as a tool in exposing those responsible for the street level drug trade.

BUDGET SUMMARY:

	<u>2013/14</u>	<u>2014/15</u>	<u>2015/16</u>		<u>2016/17</u>	
	Actual	Amended	Proposed Budget	% Increase/ (Decrease) over/(under) 2014/15 Amended	Proposed Budget	% Increase/ (Decrease) over/(under) 2015/16 Proposed
<u>Operating Expenditures</u>						
Personnel Services	\$ -	\$ -	\$ -	-	\$ -	-
Contractual Services	4,264,865	4,312,893	4,372,504	1.4%	4,729,064	8.2%
Materials & Supplies	27,874	13,800	9,800	-29.0%	9,800	0.0%
Debt Service	-	-	-	-	-	-
Fixed Charges	19,200	19,200	54,607	184.4%	54,607	0.0%
Transfers Out	-	-	-	-	-	-
Total Operating Expenditures	\$ 4,311,939	\$ 4,345,893	\$ 4,436,911	2.1%	\$ 4,793,471	8.0%
<u>Capital Expenditures</u>						
Fixed Assets	\$ -	\$ -	\$ -	-	\$ -	-
Total Capital Expenditures	\$ -	\$ -	\$ -	-	\$ -	-
Total Program Budget	\$ 4,311,939	\$ 4,345,893	\$ 4,436,911	2.1%	\$ 4,793,471	8.0%

Attachment: Exhibit A - Proposed Budget Book [Revision 2] (1488 : PUBLIC HEARING ESTABLISHING APPROPRIATIONS (?GANN?)) LIMIT FOR

City of Moreno Valley
FY 2015/16 - FY 2016/17 Proposed Budget
Program Detail

PROGRAM NAME: Public Works - Administration FUND: 1010

PROGRAM NUMBER: 45010

PROGRAM OBJECTIVE: Review and process all staff reports for the department that consists of Capital Projects, Transportation, Special Districts, Land Development, Electric Utility and Maintenance and Operations. Provide analysis of legislative actions concerning public works issues and coordinate with local agencies for flood control, water quality, solid waste disposal, and planning for public utilities. Prepare the annual Capital Improvement Project list for each fiscal year budget and coordinate the annual update of the 5-Year Capital Plan for the City. Promote the department throughout the year by participating in public relation activities.

BUDGET SUMMARY:

	<u>2013/14</u>	<u>2014/15</u>	<u>2015/16</u>		<u>2016/17</u>	
	Actual	Amended	Proposed Budget	% Increase/ (Decrease) over/(under) 2014/15 Amended	Proposed Budget	% Increase/ (Decrease) over/(under) 2015/16 Proposed
<u>Operating Expenditures</u>						
Personnel Services	\$ 86,781	\$ 85,672	\$ 99,362	16.0%	\$ 101,576	2.2%
Contractual Services	7,968	19,500	19,500	0.0%	19,500	0.0%
Materials & Supplies	5,248	2,900	2,900	0.0%	2,900	0.0%
Debt Service	-	-	-	-	-	-
Fixed Charges	72,400	72,400	52,200	-27.9%	52,200	0.0%
Transfers Out	-	-	-	-	-	-
Total Operating Expenditures	<u>\$ 172,398</u>	<u>\$ 180,472</u>	<u>\$ 173,962</u>	-3.6%	<u>\$ 176,176</u>	1.3%
<u>Capital Expenditures</u>						
Fixed Assets	\$ -	\$ -	\$ -	-	\$ -	-
Total Capital Expenditures	<u>\$ -</u>	<u>\$ -</u>	<u>\$ -</u>	-	<u>\$ -</u>	-
Total Program Budget	<u><u>\$ 172,398</u></u>	<u><u>\$ 180,472</u></u>	<u><u>\$ 173,962</u></u>	-3.6%	<u><u>\$ 176,176</u></u>	1.3%

Attachment: Exhibit A - Proposed Budget Book [Revision 2] (1488 : PUBLIC HEARING ESTABLISHING APPROPRIATIONS (?GANN?) LIMIT FOR

City of Moreno Valley
FY 2015/16 - FY 2016/17 Proposed Budget
Program Detail

PROGRAM NAME: Transportation Engineering - General FUND: 1010

PROGRAM NUMBER: 45110

PROGRAM OBJECTIVE: To plan for the surface transportation system needed by the city including freeways, surface streets, intersections, traffic signals, driveways, bikeways, and sidewalks. Also, design, oversee construction, and operate the city's traffic signal system.

BUDGET SUMMARY:

	<u>2013/14</u>	<u>2014/15</u>	<u>2015/16</u>		<u>2016/17</u>	
	Actual	Amended	Proposed Budget	% Increase/ (Decrease) over/(under) 2014/15 Amended	Proposed Budget	% Increase/ (Decrease) over/(under) 2015/16 Proposed
<u>Operating Expenditures</u>						
Personnel Services	\$ 909,356	\$ 1,069,038	\$ 1,161,897	8.7%	\$ 1,184,388	1.9%
Contractual Services	27,424	43,578	55,988	28.5%	54,426	-2.8%
Materials & Supplies	18,967	8,394	8,294	-1.2%	8,294	0.0%
Debt Service	-	-	-	-	-	-
Fixed Charges	200,100	200,100	166,230	-16.9%	166,230	0.0%
Transfers Out	-	-	-	-	-	-
Total Operating Expenditures	<u>\$ 1,155,847</u>	<u>\$ 1,321,110</u>	<u>\$ 1,392,409</u>	5.4%	<u>\$ 1,413,338</u>	1.5%
<u>Capital Expenditures</u>						
Fixed Assets	\$ -	\$ -	\$ -	-	\$ -	-
Total Capital Expenditures	<u>\$ -</u>	<u>\$ -</u>	<u>\$ -</u>	-	<u>\$ -</u>	-
Total Program Budget	<u><u>\$ 1,155,847</u></u>	<u><u>\$ 1,321,110</u></u>	<u><u>\$ 1,392,409</u></u>	5.4%	<u><u>\$ 1,413,338</u></u>	1.5%

City of Moreno Valley
FY 2015/16 - FY 2016/17 Proposed Budget
Program Detail

PROGRAM NAME: Traffic Signal Maintenance FUND: 1010
PROGRAM NUMBER: 45111
PROGRAM OBJECTIVE: Maintain the city's traffic signal system. Inspect construction of new signals and interconnects.

BUDGET SUMMARY:

	<u>2013/14</u>	<u>2014/15</u>	<u>2015/16</u>		<u>2016/17</u>	
	Actual	Amended	Proposed Budget	% Increase/ (Decrease) over/(under) 2014/15 Amended	Proposed Budget	% Increase/ (Decrease) over/(under) 2015/16 Proposed
<u>Operating Expenditures</u>						
Personnel Services	\$ 119,477	\$ 178,833	\$ 156,316	-12.6%	\$ 161,968	3.6%
Contractual Services	185,937	179,300	178,900	-0.2%	178,900	0.0%
Materials & Supplies	102,292	196,960	155,633	-21.0%	155,633	0.0%
Debt Service	-	-	-	-	-	-
Fixed Charges	73,600	73,600	129,273	75.6%	129,273	0.0%
Transfers Out	-	-	-	-	-	-
Total Operating Expenditures	<u>\$ 481,305</u>	<u>\$ 628,693</u>	<u>\$ 620,122</u>	-1.4%	<u>\$ 625,774</u>	0.9%
<u>Capital Expenditures</u>						
Fixed Assets	\$ -	\$ -	\$ -	-	\$ -	-
Total Capital Expenditures	<u>\$ -</u>	<u>\$ -</u>	<u>\$ -</u>	-	<u>\$ -</u>	-
Total Program Budget	<u><u>\$ 481,305</u></u>	<u><u>\$ 628,693</u></u>	<u><u>\$ 620,122</u></u>	-1.4%	<u><u>\$ 625,774</u></u>	0.9%

**City of Moreno Valley
FY 2015/16 - FY 2016/17 Proposed Budget
Program Detail**

PROGRAM NAME: Sign/Striping FUND: 1010
 PROGRAM NUMBER: 45122
 PROGRAM OBJECTIVE: Maintain city traffic control devices including signs, legends, striping, and pavement markings.

BUDGET SUMMARY:

	<u>2013/14</u>	<u>2014/15</u>	<u>2015/16</u>		<u>2016/17</u>	
	Actual	Amended	Proposed Budget	% Increase/ (Decrease) over/(under) 2014/15 Amended	Proposed Budget	% Increase/ (Decrease) over/(under) 2015/16 Proposed
<u>Operating Expenditures</u>						
Personnel Services	\$ -	\$ -	\$ -	-	\$ -	-
Contractual Services	-	-	-	-	-	-
Materials & Supplies	-	101,770	-	-100.0%	-	-
Debt Service	-	-	-	-	-	-
Fixed Charges	-	-	-	-	-	-
Transfers Out	-	-	-	-	-	-
Total Operating Expenditures	\$ -	\$ 101,770	\$ -	-100.0%	\$ -	-
<u>Capital Expenditures</u>						
Fixed Assets	\$ -	\$ -	\$ -	-	\$ -	-
Total Capital Expenditures	\$ -	\$ -	\$ -	-	\$ -	-
Total Program Budget	\$ -	\$ 101,770	\$ -	-100.0%	\$ -	-

Attachment: Exhibit A - Proposed Budget Book [Revision 2] (1488 : PUBLIC HEARING ESTABLISHING APPROPRIATIONS (?GANN?) LIMIT FOR

**City of Moreno Valley
FY 2015/16 - FY 2016/17 Proposed Budget
Program Detail**

PROGRAM NAME: Capital Projects- General

FUND: 1010

PROGRAM NUMBER: 45210

PROGRAM OBJECTIVE:

BUDGET SUMMARY:

	<u>2013/14</u>	<u>2014/15</u>	<u>2015/16</u>		<u>2016/17</u>	
	Actual	Amended	Proposed Budget	% Increase/ (Decrease) over/(under) 2014/15 Amended	Proposed Budget	% Increase/ (Decrease) over/(under) 2015/16 Proposed
<u>Operating Expenditures</u>						
Personnel Services	\$ -	\$ -	\$ -	-	\$ -	-
Contractual Services	-	-	-	-	-	-
Materials & Supplies	-	-	-	-	-	-
Debt Service	-	-	-	-	-	-
Fixed Charges	-	-	24,359	-	24,359	0.0%
Transfers Out	-	-	-	-	-	-
Total Operating Expenditures	\$ -	\$ -	\$ 24,359	-	\$ 24,359	0.0%
<u>Capital Expenditures</u>						
Fixed Assets	\$ -	\$ -	\$ -	-	\$ -	-
Total Capital Expenditures	\$ -	\$ -	\$ -	-	\$ -	-
Total Program Budget	\$ -	\$ -	\$ 24,359	-	\$ 24,359	0.0%

City of Moreno Valley
FY 2015/16 - FY 2016/17 Proposed Budget
Program Detail

PROGRAM NAME: Street Projects Engineering FUND: 1010

PROGRAM NUMBER: 45211

PROGRAM OBJECTIVE: To provide for depreciation of public works engineering project hardware equipment for autocad stations.

BUDGET SUMMARY:

	<u>2013/14</u>	<u>2014/15</u>	<u>2015/16</u>		<u>2016/17</u>	
	Actual	Amended	Proposed Budget	% Increase/ (Decrease) over/(under) 2014/15 Amended	Proposed Budget	% Increase/ (Decrease) over/(under) 2015/16 Proposed
<u>Operating Expenditures</u>						
Personnel Services	\$ -	\$ -	\$ -	-	\$ -	-
Contractual Services	-	-	-	-	-	-
Materials & Supplies	-	-	-	-	-	-
Debt Service	-	-	-	-	-	-
Fixed Charges	8,900	8,900	1,071	-88.0%	1,071	0.0%
Transfers Out	-	-	-	-	-	-
Total Operating Expenditures	<u>\$ 8,900</u>	<u>\$ 8,900</u>	<u>\$ 1,071</u>	-88.0%	<u>\$ 1,071</u>	0.0%
<u>Capital Expenditures</u>						
Fixed Assets	\$ -	\$ -	\$ -	-	\$ -	-
Total Capital Expenditures	<u>\$ -</u>	<u>\$ -</u>	<u>\$ -</u>	-	<u>\$ -</u>	-
Total Program Budget	<u><u>\$ 8,900</u></u>	<u><u>\$ 8,900</u></u>	<u><u>\$ 1,071</u></u>	-88.0%	<u><u>\$ 1,071</u></u>	0.0%

**City of Moreno Valley
FY 2015/16 - FY 2016/17 Proposed Budget
Program Detail**

PROGRAM NAME: Public Works - Solid Waste FUND: 1010

PROGRAM NUMBER: 45310

PROGRAM OBJECTIVE: Ensure that the City meets the State required mandate of diverting 50% of the City's waste stream through recycling activities. Administer grants related to recycling of beverage containers and used oil. Administer the agreement between the City and the City's solid waste hauler. This entails annual rate adjustments and an annual delinquent solid waste tax roll public hearing and processing. Respond to customer service complaints and inquiries regarding solid waste and recycling. Issue and maintain all self-haul permits.

BUDGET SUMMARY:

	<u>2013/14</u>	<u>2014/15</u>	<u>2015/16</u>		<u>2016/17</u>	
	Actual	Amended	Proposed Budget	% Increase/ (Decrease) over/(under) 2014/15 Amended	Proposed Budget	% Increase/ (Decrease) over/(under) 2015/16 Proposed
<u>Operating Expenditures</u>						
Personnel Services	\$ 87,144	\$ 127,608	\$ 163,323	28.0%	\$ 167,097	2.3%
Contractual Services	21,709	21,700	24,100	11.1%	24,100	0.0%
Materials & Supplies	5,451	3,700	1,700	-54.1%	1,700	0.0%
Debt Service	-	-	-	-	-	-
Fixed Charges	11,100	11,100	1,600	-85.6%	1,600	0.0%
Transfers Out	-	-	-	-	-	-
Total Operating Expenditures	<u>\$ 125,404</u>	<u>\$ 164,108</u>	<u>\$ 190,723</u>	16.2%	<u>\$ 194,497</u>	2.0%
<u>Capital Expenditures</u>						
Fixed Assets	\$ -	\$ -	\$ -	-	\$ -	-
Total Capital Expenditures	<u>\$ -</u>	<u>\$ -</u>	<u>\$ -</u>	-	<u>\$ -</u>	-
Total Program Budget	<u><u>\$ 125,404</u></u>	<u><u>\$ 164,108</u></u>	<u><u>\$ 190,723</u></u>	16.2%	<u><u>\$ 194,497</u></u>	2.0%

**City of Moreno Valley
FY 2015/16 - FY 2016/17 Proposed Budget
Program Detail**

PROGRAM NAME: Public Works - Street Maintenance FUND: 1010
 PROGRAM NUMBER: 45311
 PROGRAM OBJECTIVE: To ensure the safety and convenience of all those who use our City streets by providing preventive maintenance and repair to paved and unpaved roads, and by keeping all road shoulders graded and free of weeds and litter.

BUDGET SUMMARY:

	<u>2013/14</u>	<u>2014/15</u>	<u>2015/16</u>		<u>2016/17</u>	
	Actual	Amended	Proposed Budget	% Increase/ (Decrease) over/(under) 2014/15 Amended	Proposed Budget	% Increase/ (Decrease) over/(under) 2015/16 Proposed
<u>Operating Expenditures</u>						
Personnel Services	\$ -	\$ -	\$ -	-	\$ -	-
Contractual Services	-	-	-	-	-	-
Materials & Supplies	-	47,430	-	-100.0%	-	-
Debt Service	-	-	-	-	-	-
Fixed Charges	-	-	697,822	-	697,822	0.0%
Transfers Out	-	-	-	-	-	-
Total Operating Expenditures	\$ -	\$ 47,430	\$ 697,822	1371.3%	\$ 697,822	0.0%
<u>Capital Expenditures</u>						
Fixed Assets	\$ -	\$ -	\$ -	-	\$ -	-
Total Capital Expenditures	\$ -	\$ -	\$ -	-	\$ -	-
Total Program Budget	\$ -	\$ 47,430	\$ 697,822	1371.3%	\$ 697,822	0.0%

Attachment: Exhibit A - Proposed Budget Book [Revision 2] (1488 : PUBLIC HEARING ESTABLISHING APPROPRIATIONS (?GANN?) LIMIT FOR

**City of Moreno Valley
FY 2015/16 - FY 2016/17 Proposed Budget
Program Detail**

PROGRAM NAME: Public Works - Concrete Maint FUND: 1010

PROGRAM NUMBER: 45312

PROGRAM OBJECTIVE: To ensure the safety and convenience of all those using our City's sidewalks and ensure the proper drainage of City streets by keeping all City sidewalks, curbs, gutters and cross-gutters in a state of repair.

BUDGET SUMMARY:

	<u>2013/14</u>	<u>2014/15</u>	<u>2015/16</u>		<u>2016/17</u>	
	Actual	Amended	Proposed Budget	% Increase/ (Decrease) over/(under) 2014/15 Amended	Proposed Budget	% Increase/ (Decrease) over/(under) 2015/16 Proposed
<u>Operating Expenditures</u>						
Personnel Services	\$ -	\$ -	\$ -	-	\$ -	-
Contractual Services	-	-	-	-	-	-
Materials & Supplies	-	-	23,102	-	23,102	0.0%
Debt Service	-	-	-	-	-	-
Fixed Charges	-	-	-	-	-	-
Transfers Out	-	-	-	-	-	-
Total Operating Expenditures	\$ -	\$ -	\$ 23,102	-	\$ 23,102	0.0%
<u>Capital Expenditures</u>						
Fixed Assets	\$ -	\$ -	\$ -	-	\$ -	-
Total Capital Expenditures	\$ -	\$ -	\$ -	-	\$ -	-
Total Program Budget	\$ -	\$ -	\$ 23,102	-	\$ 23,102	0.0%

Attachment: Exhibit A - Proposed Budget Book [Revision 2] (1488 : PUBLIC HEARING ESTABLISHING APPROPRIATIONS (?GANN?) LIMIT FOR

**City of Moreno Valley
FY 2015/16 - FY 2016/17 Proposed Budget
Program Detail**

PROGRAM NAME: Public Works - Graffiti Removal FUND: 1010
 PROGRAM NUMBER: 45314
 PROGRAM OBJECTIVE: To enhance the image of the City and to discourage the recurrence of graffiti by removing graffiti from both public and private property within twenty-four hours after it is reported by the public or observed by the City's removal crew.

BUDGET SUMMARY:

	<u>2013/14</u>	<u>2014/15</u>	<u>2015/16</u>		<u>2016/17</u>	
	Actual	Amended	Proposed Budget	% Increase/ (Decrease) over/(under) 2014/15 Amended	Proposed Budget	% Increase/ (Decrease) over/(under) 2015/16 Proposed
<u>Operating Expenditures</u>						
Personnel Services	\$ -	\$ -	\$ -	-	\$ -	-
Contractual Services	-	-	-	-	-	-
Materials & Supplies	-	-	-	-	-	-
Debt Service	-	-	-	-	-	-
Fixed Charges	4,500	4,500	25,390	464.2%	25,390	0.0%
Transfers Out	-	-	-	-	-	-
Total Operating Expenditures	\$ 4,500	\$ 4,500	\$ 25,390	464.2%	\$ 25,390	0.0%
<u>Capital Expenditures</u>						
Fixed Assets	\$ -	\$ -	\$ -	-	\$ -	-
Total Capital Expenditures	\$ -	\$ -	\$ -	-	\$ -	-
Total Program Budget	\$ 4,500	\$ 4,500	\$ 25,390	464.2%	\$ 25,390	0.0%

Attachment: Exhibit A - Proposed Budget Book [Revision 2] (1488 : PUBLIC HEARING ESTABLISHING APPROPRIATIONS (?GANN?) LIMIT FOR

**City of Moreno Valley
FY 2015/16 - FY 2016/17 Proposed Budget
Program Detail**

PROGRAM NAME: Public Works - Tree Trimming FUND: 1010
 PROGRAM NUMBER: 45315
 PROGRAM OBJECTIVE: To ensure the safety, health and aesthetics of the City street tree inventory by trimming, removing and planting street trees, as needed.

BUDGET SUMMARY:

	<u>2013/14</u>	<u>2014/15</u>	<u>2015/16</u>		<u>2016/17</u>	
	Actual	Amended	Proposed Budget	% Increase/ (Decrease) over/(under) 2014/15 Amended	Proposed Budget	% Increase/ (Decrease) over/(under) 2015/16 Proposed
<u>Operating Expenditures</u>						
Personnel Services	\$ -	\$ -	\$ -	-	\$ -	-
Contractual Services	-	-	-	-	-	-
Materials & Supplies	-	-	-	-	-	-
Debt Service	-	-	-	-	-	-
Fixed Charges	20,400	20,400	-	-100.0%	-	-
Transfers Out	-	-	-	-	-	-
Total Operating Expenditures	\$ 20,400	\$ 20,400	\$ -	-100.0%	\$ -	-
<u>Capital Expenditures</u>						
Fixed Assets	\$ -	\$ -	\$ -	-	\$ -	-
Total Capital Expenditures	\$ -	\$ -	\$ -	-	\$ -	-
Total Program Budget	\$ 20,400	\$ 20,400	\$ -	-100.0%	\$ -	-

Attachment: Exhibit A - Proposed Budget Book [Revision 2] (1488 : PUBLIC HEARING ESTABLISHING APPROPRIATIONS (?GANN?) LIMIT FOR

**City of Moreno Valley
FY 2015/16 - FY 2016/17 Proposed Budget
Program Detail**

PROGRAM NAME: Storm Drain Channel Maintenance FUND: 1010
 PROGRAM NUMBER: 45317
 PROGRAM OBJECTIVE: To ensure the safety and cleanliness of storm drain channels by cleaning on an annual basis, and by providing emergency service, as needed.

BUDGET SUMMARY:

	<u>2013/14</u>	<u>2014/15</u>	<u>2015/16</u>		<u>2016/17</u>	
	Actual	Amended	Proposed Budget	% Increase/ (Decrease) over/(under) 2014/15 Amended	Proposed Budget	% Increase/ (Decrease) over/(under) 2015/16 Proposed
<u>Operating Expenditures</u>						
Personnel Services	\$ 5,387	\$ 22,222	\$ 25,000	12.5%	\$ 25,000	0.0%
Contractual Services	-	-	-	-	-	-
Materials & Supplies	-	-	-	-	-	-
Debt Service	-	-	-	-	-	-
Fixed Charges	-	-	-	-	-	-
Transfers Out	-	-	-	-	-	-
Total Operating Expenditures	\$ 5,387	\$ 22,222	\$ 25,000	12.5%	\$ 25,000	0.0%
<u>Capital Expenditures</u>						
Fixed Assets	\$ -	\$ -	\$ -	-	\$ -	-
Total Capital Expenditures	\$ -	\$ -	\$ -	-	\$ -	-
Total Program Budget	\$ 5,387	\$ 22,222	\$ 25,000	12.5%	\$ 25,000	0.0%

Attachment: Exhibit A - Proposed Budget Book [Revision 2] (1488 : PUBLIC HEARING ESTABLISHING APPROPRIATIONS (?GANN?) LIMIT FOR

**City of Moreno Valley
FY 2015/16 - FY 2016/17 Proposed Budget
Program Detail**

PROGRAM NAME: Fleet Operations FUND: 1010
 PROGRAM NUMBER: 45370
 PROGRAM OBJECTIVE: For the purchase of replacement vehicles in connection with the citywide fleet operations

BUDGET SUMMARY:

	<u>2013/14</u>	<u>2014/15</u>	<u>2015/16</u>		<u>2016/17</u>	
	Actual	Amended	Proposed Budget	% Increase/ (Decrease) over/(under) 2014/15 Amended	Proposed Budget	% Increase/ (Decrease) over/(under) 2015/16 Proposed
<u>Operating Expenditures</u>						
Personnel Services	\$ -	\$ -	\$ -	-	\$ -	-
Contractual Services	-	-	-	-	-	-
Materials & Supplies	-	-	2,482,909	-	2,547,650	2.6%
Debt Service	-	-	-	-	-	-
Fixed Charges	-	-	-	-	-	-
Transfers Out	-	-	-	-	-	-
Total Operating Expenditures	\$ -	\$ -	\$ 2,482,909	-	\$ 2,547,650	2.6%
<u>Capital Expenditures</u>						
Fixed Assets	\$ -	\$ -	\$ -	-	\$ -	-
Total Capital Expenditures	\$ -	\$ -	\$ -	-	\$ -	-
Total Program Budget	\$ -	\$ -	\$ 2,482,909	-	\$ 2,547,650	2.6%

Attachment: Exhibit A - Proposed Budget Book [Revision 2] (1488 : PUBLIC HEARING ESTABLISHING APPROPRIATIONS (?GANN?) LIMIT FOR

**City of Moreno Valley
FY 2015/16 - FY 2016/17 Proposed Budget
Program Detail**

PROGRAM NAME: Spay Neuter Grant FUND: 1010
 PROGRAM NUMBER: 73311
 PROGRAM OBJECTIVE: To record the revenues and expenditures related to spay neuter grants awarded to the City.

BUDGET SUMMARY:

	<u>2013/14</u>	<u>2014/15</u>	<u>2015/16</u>		<u>2016/17</u>	
	Actual	Amended	Proposed Budget	% Increase/ (Decrease) over/(under) 2014/15 Amended	Proposed Budget	% Increase/ (Decrease) over/(under) 2015/16 Proposed
<u>Operating Expenditures</u>						
Personnel Services	\$ -	\$ -	\$ -	-	\$ -	-
Contractual Services	-	-	15,000	-	-	-100.0%
Materials & Supplies	-	-	-	-	-	-
Debt Service	-	-	-	-	-	-
Fixed Charges	-	-	-	-	-	-
Transfers Out	-	-	-	-	-	-
Total Operating Expenditures	\$ -	\$ -	\$ 15,000	-	\$ -	-100.0%
<u>Capital Expenditures</u>						
Fixed Assets	\$ -	\$ -	\$ -	-	\$ -	-
Total Capital Expenditures	\$ -	\$ -	\$ -	-	\$ -	-
Total Program Budget	\$ -	\$ -	\$ 15,000	-	\$ -	-100.0%

Attachment: Exhibit A - Proposed Budget Book [Revision 2] (1488 : PUBLIC HEARING ESTABLISHING APPROPRIATIONS (?GANN?) LIMIT FOR

City of Moreno Valley
FY 2015/16 - FY 2016/17 Proposed Budget
Program Detail

PROGRAM NAME: Non-Departmental

FUND: 1010


PROGRAM NUMBER: 91010

PROGRAM OBJECTIVE: To provide appropriate funds for those activities that support the General Fund and are not directly assignable to any one department or program.

BUDGET SUMMARY:

	<u>2013/14</u>	<u>2014/15</u>	<u>2015/16</u>		<u>2016/17</u>	
	Actual	Amended	Proposed Budget	% Increase/ (Decrease) over/(under) 2014/15 Amended	Proposed Budget	% Increase/ (Decrease) over/(under) 2015/16 Proposed
<u>Operating Expenditures</u>						
Personnel Services	\$ 603,534	\$ 391,618	\$ 60,000	-84.7%	\$ 60,000	0.0%
Contractual Services	157,033	1,337,000	964,000	-27.9%	966,000	0.2%
Materials & Supplies	-	-	-	-	-	-
Debt Service	-	-	-	-	-	-
Fixed Charges	99,500	(900,500)	(500,000)	-44.5%	(750,000)	50.0%
Transfers Out	2,575,372	3,662,770	3,899,383	6.5%	3,745,676	-3.9%
Total Operating Expenditures	<u>\$ 3,435,439</u>	<u>\$ 4,490,888</u>	<u>\$ 4,423,383</u>	-1.5%	<u>\$ 4,021,676</u>	-9.1%
<u>Capital Expenditures</u>						
Fixed Assets	\$ -	\$ 67,200	\$ 50,000	-25.6%	\$ 50,000	0.0%
Total Capital Expenditures	<u>\$ -</u>	<u>\$ 67,200</u>	<u>\$ 50,000</u>	-25.6%	<u>\$ 50,000</u>	0.0%
Total Program Budget	<u><u>\$ 3,435,439</u></u>	<u><u>\$ 4,558,088</u></u>	<u><u>\$ 4,473,383</u></u>	-1.9%	<u><u>\$ 4,071,676</u></u>	-9.0%

Attachment: Exhibit A - Proposed Budget Book [Revision 2] (1488 : PUBLIC HEARING ESTABLISHING APPROPRIATIONS (?GANN?) LIMIT FOR



City of Moreno Valley
2015/16 Proposed Budget
Revenue Expense Summary
Community Services Distict

	5010 Library Services	5011 Zone A Parks	5012 Lmd 2014- 01	5013 Zone E Extensive Landscape
Revenues:				
Taxes:				
Property Tax	\$ 1,694,285	\$ 2,133,544	\$ 87,600	\$ -
Property Tax in-lieu	-	-	-	-
Utility Users Tax	-	-	-	-
Sales Tax	-	-	-	-
Other Taxes	-	4,930,000	-	-
State Gasoline Tax	-	-	-	-
Licenses & Permits	-	-	-	-
Intergovernmental	-	-	-	-
Charges for Services	18,000	1,075,350	963,200	397,900
Use of Money & Property	-	671,200	-	22,368
Fines & Forfeitures	50,000	-	-	-
Miscellaneous	2,000	7,150	-	-
Total Revenues	1,764,285	8,817,244	1,050,800	420,268
Expenditures:				
Personnel Services	\$ -	\$ 4,127,192	\$ 138,829	\$ 21,391
Contractual Services	1,277,511	1,856,036	1,476,361	454,834
Material & Supplies	203,300	579,850	30,400	10,242
Debt Service	-	-	-	-
Fixed Charges	266,523	2,504,993	55,179	41,328
Fixed Assets	-	-	-	-
Total Expenditures	1,747,334	9,068,071	1,700,769	527,795
<i>Excess (Deficiency) of Revenues Over (Under) Expenditures</i>	16,951	(250,827)	(649,969)	(107,527)
Transfers:				
Transfers In	\$ -	\$ 521,021	\$ 459,008	\$ -
Transfers Out	-	-	-	-
Net Transfers	-	521,021	459,008	-
Total Revenues & Transfers In	1,764,285	9,338,265	1,509,808	420,268
Total Expenditures & Transfers Out	(1,747,334)	(9,068,071)	(1,700,769)	(527,795)
Net Change or Adopted Use of Fund Balance	\$ 16,951	\$ 270,194	\$ (190,961)	\$ (107,527)

Attachment: Exhibit A - Proposed Budget Book [Revision 2] (1488 : PUBLIC HEARING ESTABLISHING APPROPRIATIONS (?GANN?) LIMIT FOR

City of Moreno Valley
2015/16 Proposed Budget
Revenue Expense Summary
Community Services Distict

	5014 Lmd 2014- 02	5110 Zone C Arterial St Lights	5111 Zone D Standard Landscape	5112 Zone M Medians
Revenues:				
Taxes:				
Property Tax	\$ -	\$ 130,000	\$ -	\$ -
Property Tax in-lieu	-	-	-	-
Utility Users Tax	-	-	-	-
Sales Tax	-	-	-	-
Other Taxes	-	423,300	-	-
State Gasoline Tax	-	-	-	-
Licenses & Permits	-	-	-	-
Intergovernmental	-	-	-	-
Charges for Services	2,075,397	163,700	1,218,000	167,300
Use of Money & Property	15,532	-	7,000	2,600
Fines & Forfeitures	-	-	-	-
Miscellaneous	-	-	-	-
Total Revenues	2,090,929	717,000	1,225,000	169,900
Expenditures:				
Personnel Services	\$ 393,850	\$ 44,445	\$ 193,937	\$ 16,720
Contractual Services	1,658,548	871,351	849,915	161,200
Material & Supplies	75,958	30,300	26,750	8,400
Debt Service	-	-	-	-
Fixed Charges	198,037	59,104	108,084	8,806
Fixed Assets	-	-	-	-
Total Expenditures	2,326,393	1,005,200	1,178,686	195,126
<i>Excess (Deficiency) of Revenues Over (Under) Expenditures</i>	(235,464)	(288,200)	46,314	(25,226)
Transfers:				
Transfers In	\$ 267,716	\$ 206,749	\$ -	\$ 105,881
Transfers Out	-	-	(49,992)	-
Net Transfers	267,716	206,749	(49,992)	105,881
Total Revenues & Transfers In	2,358,645	923,749	1,225,000	275,781
Total Expenditures & Transfers Out	(2,326,393)	(1,005,200)	(1,228,678)	(195,126)
Net Change or Adopted Use of Fund Balance	\$ 32,252	\$ (81,451)	\$ (3,678)	\$ 80,655

Attachment: Exhibit A - Proposed Budget Book [Revision 2] (1488 : PUBLIC HEARING ESTABLISHING APPROPRIATIONS (?GANN?) LIMIT FOR

City of Moreno Valley
2015/16 Proposed Budget
Revenue Expense Summary
Community Services District

	5113 Cfd#1	5114 Zone S	5211 Zone A Parks - Restricted Assets	Grand Total
Revenues:				
Taxes:				
Property Tax	\$ -	\$ -	\$ -	\$ 4,045,429
Property Tax in-lieu	-	-	-	-
Utility Users Tax	-	-	-	-
Sales Tax	-	-	-	-
Other Taxes	1,039,000	-	-	6,392,300
State Gasoline Tax	-	-	-	-
Licenses & Permits	-	-	-	-
Intergovernmental	-	-	-	-
Charges for Services	26,000	57,500	-	6,162,347
Use of Money & Property	25,000	200	-	743,900
Fines & Forfeitures	-	-	-	50,000
Miscellaneous	-	-	-	9,150
Total Revenues	1,090,000	57,700	-	17,403,126
Expenditures:				
Personnel Services	\$ 654,356	\$ 4,258	\$ -	\$ 5,594,978
Contractual Services	488,944	42,700	-	9,137,400
Material & Supplies	122,750	1,200	30,000	1,119,150
Debt Service	-	-	-	-
Fixed Charges	144,431	5,188	-	3,391,673
Fixed Assets	-	-	20,192	20,192
Total Expenditures	1,410,481	53,346	50,192	19,263,393
<i>Excess (Deficiency) of Revenues Over (Under) Expenditures</i>	(320,481)	4,354	(50,192)	(1,860,267)
Transfers:				
Transfers In	\$ -	\$ -	\$ -	\$ 1,560,375
Transfers Out	-	-	-	(49,992)
Net Transfers	-	-	-	1,510,383
Total Revenues & Transfers In	1,090,000	57,700	-	18,963,501
Total Expenditures & Transfers Out	(1,410,481)	(53,346)	(50,192)	(19,313,385)
Net Change or Adopted Use of Fund Balance	\$ (320,481)	\$ 4,354	\$ (50,192)	\$ (349,884)

Attachment: Exhibit A - Proposed Budget Book [Revision 2] (1488 : PUBLIC HEARING ESTABLISHING APPROPRIATIONS (?GANN?) LIMIT FOR

**City of Moreno Valley
2016/17 Proposed Budget
Revenue Expense Summary
Community Services District**

	5010 Library Services	5011 Zone A Parks	5012 Lmd 2014- 01	5013 Zone E Extensive Landscape
Revenues:				
Taxes:				
Property Tax	\$ 1,787,470	\$ 2,250,887	\$ 90,700	\$ -
Property Tax in-lieu	-	-	-	-
Utility Users Tax	-	-	-	-
Sales Tax	-	-	-	-
Other Taxes	-	4,930,000	-	-
State Gasoline Tax	-	-	-	-
Licenses & Permits	-	-	-	-
Intergovernmental	-	-	-	-
Charges for Services	18,000	1,114,350	981,100	401,900
Use of Money & Property	-	681,200	-	22,163
Fines & Forfeitures	50,000	-	-	-
Miscellaneous	2,000	7,150	-	-
Total Revenues	1,857,470	8,983,587	1,071,800	424,063
Expenditures:				
Personnel Services	\$ -	\$ 4,203,100	\$ 138,829	\$ 21,391
Contractual Services	1,309,287	1,953,955	1,595,700	458,611
Material & Supplies	203,300	584,650	5,400	10,242
Debt Service	-	-	-	-
Fixed Charges	266,886	2,509,086	55,179	41,345
Fixed Assets	-	-	-	-
Total Expenditures	1,779,473	9,250,791	1,795,108	531,589
<i>Excess (Deficiency) of Revenues Over (Under) Expenditures</i>	<i>77,997</i>	<i>(267,204)</i>	<i>(723,308)</i>	<i>(107,526)</i>
Transfers:				
Transfers In	\$ -	\$ 521,021	\$ 500,000	\$ -
Transfers Out	-	-	-	-
Net Transfers	-	521,021	500,000	-
Total Revenues & Transfers In	1,857,470	9,504,608	1,571,800	424,063
Total Expenditures & Transfers Out	(1,779,473)	(9,250,791)	(1,795,108)	(531,589)
Net Change or Adopted Use of Fund Balance	\$ 77,997	\$ 253,817	\$ (223,308)	\$ (107,526)

Attachment: Exhibit A - Proposed Budget Book [Revision 2] (1488 : PUBLIC HEARING ESTABLISHING APPROPRIATIONS (?GANN?) LIMIT FOR

City of Moreno Valley
2016/17 Proposed Budget
Revenue Expense Summary
Community Services District

	5014 Lmd 2014-02	5110 Zone C Arterial St Lights	5111 Zone D Standard Landscape	5112 Zone M Medians
Revenues:				
Taxes:				
Property Tax	\$ -	\$ 134,100	\$ -	\$ -
Property Tax in-lieu	-	-	-	-
Utility Users Tax	-	-	-	-
Sales Tax	-	-	-	-
Other Taxes	-	423,300	-	-
State Gasoline Tax	-	-	-	-
Licenses & Permits	-	-	-	-
Intergovernmental	-	-	-	-
Charges for Services	2,075,800	174,400	1,227,700	168,900
Use of Money & Property	10,737	-	6,500	2,100
Fines & Forfeitures	-	-	-	-
Miscellaneous	-	-	-	-
Total Revenues	2,086,537	731,800	1,234,200	171,000
Expenditures:				
Personnel Services	\$ 388,400	\$ 44,445	\$ 193,937	\$ 16,720
Contractual Services	1,750,418	924,400	875,790	165,800
Material & Supplies	75,858	5,300	26,750	8,400
Debt Service	-	-	-	-
Fixed Charges	197,772	59,104	108,239	8,820
Fixed Assets	-	-	-	-
Total Expenditures	2,412,448	1,033,249	1,204,716	199,740
<i>Excess (Deficiency) of Revenues Over (Under) Expenditures</i>	(325,911)	(301,449)	29,484	(28,740)
Transfers:				
Transfers In	\$ 220,529	\$ 20,000	\$ -	\$ 106,126
Transfers Out	-	-	-	-
Net Transfers	220,529	20,000	-	106,126
Total Revenues & Transfers In	2,307,066	751,800	1,234,200	277,126
Total Expenditures & Transfers Out	(2,412,448)	(1,033,249)	(1,204,716)	(199,740)
Net Change or Adopted Use of Fund Balance	\$ (105,382)	\$ (281,449)	\$ 29,484	\$ 77,386

Attachment: Exhibit A - Proposed Budget Book [Revision 2] (1488 : PUBLIC HEARING ESTABLISHING APPROPRIATIONS (?GANN?) LIMIT FOR

City of Moreno Valley
2016/17 Proposed Budget
Revenue Expense Summary
Community Services District

	5113 Cfd#1	5114 Zone S	5211 Zone A Parks - Restricted Assets	Grand Total
Revenues:				
Taxes:				
Property Tax	\$ -	\$ -	\$ -	\$ 4,263,157
Property Tax in-lieu	-	-	-	-
Utility Users Tax	-	-	-	-
Sales Tax	-	-	-	-
Other Taxes	1,059,800	-	-	6,413,100
State Gasoline Tax	-	-	-	-
Licenses & Permits	-	-	-	-
Intergovernmental	-	-	-	-
Charges for Services	26,000	58,000	-	6,246,150
Use of Money & Property	25,000	200	-	747,900
Fines & Forfeitures	-	-	-	50,000
Miscellaneous	-	-	-	9,150
Total Revenues	1,110,800	58,200	-	17,729,457
Expenditures:				
Personnel Services	\$ 669,346	\$ 4,258	\$ -	\$ 5,680,426
Contractual Services	519,089	43,800	-	9,596,850
Material & Supplies	135,350	1,200	-	1,056,450
Debt Service	-	-	-	-
Fixed Charges	144,431	5,191	-	3,396,053
Fixed Assets	122,000	-	-	122,000
Total Expenditures	1,590,216	54,449	-	19,851,779
<i>Excess (Deficiency) of Revenues Over (Under) Expenditures</i>	(479,416)	3,751	-	(2,122,322)
Transfers:				
Transfers In	\$ -	\$ -	\$ -	\$ 1,367,676
Transfers Out	-	-	-	-
Net Transfers	-	-	-	1,367,676
Total Revenues & Transfers In	1,110,800	58,200	-	19,097,133
Total Expenditures & Transfers Out	(1,590,216)	(54,449)	-	(19,851,779)
Net Change or Adopted Use of Fund Balance	\$ (479,416)	\$ 3,751	\$ -	\$ (754,646)

Attachment: Exhibit A - Proposed Budget Book [Revision 2] (1488 : PUBLIC HEARING ESTABLISHING APPROPRIATIONS (?GANN?) LIMIT FOR

City of Moreno Valley
2015/16 - 2016/17 Proposed Budget
COMMUNITY SERVICES DISTRICT PROGRAM SUMMARY

		2012/13	2013/14	2014/15	2015/16	Increase (Decrease) over/(under) 2014/15 Amended	2016/17	Increase (Decrease) over/(under) 2015/16 Proposed
		Actual	Actual	Amended Budget	Proposed Budget		Proposed Budget	
5010 LIBRARY SERVICES	18510 Library	1,996,248.29	2,122,496.57	1,753,611.00	1,747,334.00	(6,277.00)	1,779,473.00	32,139.00
5011 ZONE A PARKS	35010 Parks & Comm Svcs - Admin	484,240.84	631,654.38	577,380.00	496,229.00	(81,151.00)	500,638.00	4,409.00
	35210 Park Maintenance - General	2,818,179.98	2,850,317.88	2,981,955.00	3,362,922.00	380,967.00	3,472,640.00	109,718.00
	35211 Contract Park Maintenance	392,836.88	309,200.26	452,292.00	485,131.00	32,839.00	502,650.00	17,519.00
	35212 Park Ranger Program	386,342.27	351,687.49	367,233.00	379,377.00	12,144.00	386,369.00	6,992.00
	35213 Golf Course Program	318,374.82	281,470.00	375,414.00	271,857.00	(103,557.00)	278,757.00	6,900.00
	35214 Parks Projects	169,373.60	194,936.46	188,421.00	205,777.00	17,356.00	207,700.00	1,923.00
	35216 CFD#1	30.00	-	-	-	-	-	-
	35310 Senior Program	558,236.60	555,657.78	612,483.00	564,102.00	(48,381.00)	571,615.00	7,513.00
	35311 Community Services	128,851.15	160,679.72	182,887.00	188,893.00	6,006.00	189,741.00	848.00
	35312 Community Events	135,094.99	108,197.77	224,384.00	82,767.00	(141,617.00)	82,767.00	-
	35313 Conf & Rec Cntr	593,735.53	568,609.76	584,054.00	486,736.00	(97,318.00)	492,927.00	6,191.00
	35314 Conf & Rec Cntr - Banquet	295,142.29	307,302.79	349,077.00	342,162.00	(6,915.00)	343,393.00	1,231.00
	35315 Recreation Programs	1,664,246.30	1,853,782.81	1,304,736.00	1,333,706.00	28,970.00	1,344,500.00	10,794.00
	35317 July 4th Celebration	89,738.27	122,017.31	152,414.00	134,054.00	(18,360.00)	134,594.00	540.00
	35318 Sports Programs	-	-	384,345.00	666,855.00	282,510.00	676,447.00	9,592.00
	35319 Towngate Community Center	-	-	40,335.00	67,503.00	27,168.00	66,053.00	(1,450.00)
	95011 Non-Dept Zone A Parks	410,300.00	392,786.67	299,647.00	-	(299,647.00)	-	-
5012 LMD 2014-01	25703 Street Lighting	1,501,788.45	1,506,094.74	1,627,780.00	1,700,769.00	72,989.00	1,795,108.00	94,339.00
5013 ZONE E EXTENSIVE LANDSCAPE	25705 Zone E Extensive Landscape	730,084.65	708,096.57	51,713.00	80,495.00	28,782.00	80,489.00	(6.00)
	25706 Zone E-1	136,184.73	170,975.39	-	-	-	-	-
	25707 Zone E-1A	29,225.19	34,263.23	-	-	-	-	-
	25708 Zone E-2	223,498.65	259,010.10	-	-	-	-	-
	25709 Zone E-3	247,048.55	264,224.32	-	-	-	-	-
	25710 Zone E-3A	11,741.57	12,561.39	-	-	-	-	-
	25711 Zone E-4	183,091.35	195,296.02	-	-	-	-	-
	25712 Zone E-4A	6,076.71	13,560.92	-	-	-	-	-
	25713 Zone E-7	82,641.13	79,654.80	94,600.00	103,100.00	8,500.00	105,300.00	2,200.00
	25714 Zone E-8	25,903.21	40,665.41	328,800.00	344,200.00	15,400.00	345,800.00	1,600.00
	25715 Zone E-12	31,476.20	100,290.85	-	-	-	-	-
	25716 Zone E-14	82,439.63	129,225.31	-	-	-	-	-
	25717 Zone E-15	21,247.30	22,739.07	-	-	-	-	-
	25718 Zone E-16	49,500.42	45,128.70	-	-	-	-	-
	95013 Non-Dept Zone E Extended Landscape	-	129,722.20	3,511,862.00	-	(3,511,862.00)	-	-
5014 LMD 2014-02	25721 LMD 2014-02	-	-	2,404,405.00	2,326,393.00	(78,012.00)	2,412,448.00	86,055.00
5015 CFD 2014-01	25722 CFD 2014-01	-	-	-	-	-	-	-
5110 ZONE C ARTERIAL ST LIGHTS	25703 Street Lighting	743,378.07	843,499.21	960,571.00	1,005,200.00	44,629.00	1,033,249.00	28,049.00
	95110 Non-Dept Zone C Arterial St Lights	-	258,400.00	-	-	-	-	-

City of Moreno Valley
2015/16 - 2016/17 Proposed Budget
COMMUNITY SERVICES DISTRICT PROGRAM SUMMARY

		2012/13	2013/14	2014/15	2015/16	Increase (Decrease) over/(under) 2014/15 Amended	2016/17	Increase (Decrease) over/(under) 2015/16 Proposed
		Actual	Actual	Amended Budget	Proposed Budget		Proposed Budget	Proposed
5111 ZONE D STANDARD LANDSCAPE	25704 Zone D Standard Landscape	966,225.44	1,042,870.07	1,238,148.00	1,178,686.00	(59,462.00)	1,204,716.00	26,030.00
	95111 Non-Dept Zone D Standard Landscape	-	-	-	49,992.00	49,992.00	-	(49,992.00)
5112 ZONE M MEDIANS	25719 Zone M	225,909.99	244,720.66	283,194.00	195,126.00	(88,068.00)	199,740.00	4,614.00
5113 CFD#1	35216 CFD#1	1,006,877.30	1,122,977.98	1,215,343.00	1,410,481.00	195,138.00	1,468,216.00	57,735.00
	80007 CIP - Parks	-	286,897.86	433,364.00	-	(433,364.00)	122,000.00	122,000.00
	95113 Non-Dept CFD#1	-	6,810.87	-	-	-	-	-
5114 ZONE S	25720 Zone S	52,008.41	47,421.95	95,755.00	53,346.00	(42,409.00)	54,449.00	1,103.00
5211 ZONE A PARKS - RESTRICTED ASSETS	35010 Parks & Comm Svcs - Admin	-	-	215,626.00	30,000.00	(185,626.00)	-	(30,000.00)
	35210 Park Maintenance - General	-	-	130,000.00	-	(130,000.00)	-	-
	80007 CIP - Parks	-	-	-	20,192.00	20,192.00	-	(20,192.00)
		\$ 16,797,319	\$ 18,375,905	\$ 23,421,829	\$ 19,313,385	\$ (4,108,444)	\$ 19,851,779	\$ 538,394

City of Moreno Valley
FY 2015/16 - FY 2016/17 Proposed Budget
Program Detail

PROGRAM NAME: Library FUND: 5010

PROGRAM NUMBER: 18510

PROGRAM OBJECTIVE: To provide a full range of library services to all the residents of the City through both traditional delivery methods and various computerized venues.

BUDGET SUMMARY:

	<u>2013/14</u>	<u>2014/15</u>	<u>2015/16</u>		<u>2016/17</u>	
	Actual	Amended	Proposed Budget	% Increase/ (Decrease) over/(under) 2014/15 Amended	Proposed Budget	% Increase/ (Decrease) over/(under) 2015/16 Proposed
<u>Operating Expenditures</u>						
Personnel Services	\$ 483,782	\$ -	\$ -	-	\$ -	-
Contractual Services	910,524	1,249,511	1,277,511	2.2%	1,309,287	2.5%
Material & Supplies	212,987	203,300	203,300	0.0%	203,300	0.0%
Debt Service	-	-	-	-	-	-
Fixed Charges	515,204	300,800	266,523	-11.4%	266,886	0.1%
Transfers Out	-	-	-	-	-	-
Total Operating Expenditures	<u>\$ 2,122,497</u>	<u>\$ 1,753,611</u>	<u>\$ 1,747,334</u>	-0.4%	<u>\$ 1,779,473</u>	1.8%
<u>Capital Expenditures</u>						
Fixed Assets	\$ -	\$ -	\$ -	-	\$ -	-
Total Capital Expenditures	<u>\$ -</u>	<u>\$ -</u>	<u>\$ -</u>	-	<u>\$ -</u>	-
Total Program Budget	<u><u>\$ 2,122,497</u></u>	<u><u>\$ 1,753,611</u></u>	<u><u>\$ 1,747,334</u></u>	-0.4%	<u><u>\$ 1,779,473</u></u>	1.8%

**City of Moreno Valley
FY 2015/16 - FY 2016/17 Proposed Budget
Program Detail**

PROGRAM NAME: Parks & Community Services Administration FUND: 5011
 PROGRAM NUMBER: 35010
 PROGRAM OBJECTIVE: To administer the Parks and Community Services department in order to plan, design, and oversee the wide range of programs offered to the residents of Moreno Valley.

BUDGET SUMMARY:

	<u>2013/14</u>	<u>2014/15</u>	<u>2015/16</u>		<u>2016/17</u>	
	Actual	Amended	Proposed Budget	% Increase/ (Decrease) over/(under) 2014/15 Amended	Proposed Budget	% Increase/ (Decrease) over/(under) 2015/16 Proposed
<u>Operating Expenditures</u>						
Personnel Services	\$ 456,840	\$ 345,945	\$ 289,329	-16.4%	\$ 293,396	1.4%
Contractual Services	56,908	102,850	76,346	-25.8%	76,345	0.0%
Material & Supplies	1,707	2,600	2,600	0.0%	2,600	0.0%
Debt Service	-	-	-	-	-	-
Fixed Charges	116,200	125,985	127,954	1.6%	128,297	0.3%
Transfers Out	-	-	-	-	-	-
Total Operating Expenditures	\$ 631,654	\$ 577,380	\$ 496,229	-14.1%	\$ 500,638	0.9%
<u>Capital Expenditures</u>						
Fixed Assets	\$ -	\$ -	\$ -	-	\$ -	-
Total Capital Expenditures	\$ -	\$ -	\$ -	-	\$ -	-
Total Program Budget	\$ 631,654	\$ 577,380	\$ 496,229	-14.1%	\$ 500,638	0.9%

Attachment: Exhibit A - Proposed Budget Book [Revision 2] (1488 : PUBLIC HEARING ESTABLISHING APPROPRIATIONS (?GANN?) LIMIT FOR

City of Moreno Valley
FY 2015/16 - FY 2016/17 Proposed Budget
Program Detail

PROGRAM NAME: Park Maintenance - General FUND: 5011
PROGRAM NUMBER: 35210
PROGRAM OBJECTIVE: To oversee and maintain parks in a safe and aesthetically pleasing manner.

BUDGET SUMMARY:

	<u>2013/14</u>	<u>2014/15</u>	<u>2015/16</u>		<u>2016/17</u>	
	Actual	Amended	Proposed Budget	% Increase/ (Decrease) over/(under) 2014/15 Amended	Proposed Budget	% Increase/ (Decrease) over/(under) 2015/16 Proposed
<u>Operating Expenditures</u>						
Personnel Services	\$ 1,301,999	\$ 1,405,954	\$ 1,469,060	4.5%	\$ 1,501,882	2.2%
Contractual Services	840,404	874,690	868,490	-0.7%	941,290	8.4%
Material & Supplies	244,115	219,160	214,400	-2.2%	216,700	1.1%
Debt Service	-	-	-	-	-	-
Fixed Charges	463,800	482,151	810,972	68.2%	812,768	0.2%
Transfers Out	-	-	-	-	-	-
Total Operating Expenditures	\$ 2,850,318	\$ 2,981,955	\$ 3,362,922	12.8%	\$ 3,472,640	3.3%
<u>Capital Expenditures</u>						
Fixed Assets	\$ -	\$ -	\$ -	-	\$ -	-
Total Capital Expenditures	\$ -	\$ -	\$ -	-	\$ -	-
Total Program Budget	\$ 2,850,318	\$ 2,981,955	\$ 3,362,922	12.8%	\$ 3,472,640	3.3%

Attachment: Exhibit A - Proposed Budget Book [Revision 2] (1488 : PUBLIC HEARING ESTABLISHING APPROPRIATIONS (?GANN?) LIMIT FOR

City of Moreno Valley
FY 2015/16 - FY 2016/17 Proposed Budget
Program Detail

PROGRAM NAME: Contract Park Maintenance FUND: 5011
PROGRAM NUMBER: 35211
PROGRAM OBJECTIVE: To provide maintenance of the "linear parks" for the City including the senior Center and City Hall.

BUDGET SUMMARY:

	<u>2013/14</u>	<u>2014/15</u>	<u>2015/16</u>		<u>2016/17</u>	
	Actual	Amended	Proposed Budget	% Increase/ (Decrease) over/(under) 2014/15 Amended	Proposed Budget	% Increase/ (Decrease) over/(under) 2015/16 Proposed
<u>Operating Expenditures</u>						
Personnel Services	\$ 27,648	\$ 41,832	\$ 56,226	34.4%	\$ 57,745	2.7%
Contractual Services	260,457	379,940	397,940	4.7%	413,940	4.0%
Material & Supplies	5,395	12,940	13,200	2.0%	13,200	0.0%
Debt Service	-	-	-	-	-	-
Fixed Charges	15,700	17,580	17,765	1.1%	17,765	0.0%
Transfers Out	-	-	-	-	-	-
Total Operating Expenditures	\$ 309,200	\$ 452,292	\$ 485,131	7.3%	\$ 502,650	3.6%
<u>Capital Expenditures</u>						
Fixed Assets	\$ -	\$ -	\$ -	-	\$ -	-
Total Capital Expenditures	\$ -	\$ -	\$ -	-	\$ -	-
Total Program Budget	\$ 309,200	\$ 452,292	\$ 485,131	7.3%	\$ 502,650	3.6%

Attachment: Exhibit A - Proposed Budget Book [Revision 2] (1488 : PUBLIC HEARING ESTABLISHING APPROPRIATIONS (?GANN?) LIMIT FOR

**City of Moreno Valley
FY 2015/16 - FY 2016/17 Proposed Budget
Program Detail**

PROGRAM NAME: Park Ranger Program FUND: 5011
 PROGRAM NUMBER: 35212
 PROGRAM OBJECTIVE: To maintain safety in the City's parks through patrol services, enforcement of park rules and regulations, and the promotion of safe use of park facilities.

BUDGET SUMMARY:

	<u>2013/14</u>	<u>2014/15</u>	<u>2015/16</u>		<u>2016/17</u>	
	Actual	Amended	Proposed Budget	% Increase/ (Decrease) over/(under) 2014/15 Amended	Proposed Budget	% Increase/ (Decrease) over/(under) 2015/16 Proposed
<u>Operating Expenditures</u>						
Personnel Services	\$ 255,342	\$ 278,423	\$ 291,656	4.8%	\$ 296,918	1.8%
Contractual Services	9,482	4,300	650	-84.9%	650	0.0%
Material & Supplies	22,863	17,900	19,200	7.3%	20,900	8.9%
Debt Service	-	-	-	-	-	-
Fixed Charges	64,000	66,610	67,871	1.9%	67,901	0.0%
Transfers Out	-	-	-	-	-	-
Total Operating Expenditures	\$ 351,687	\$ 367,233	\$ 379,377	3.3%	\$ 386,369	1.8%
<u>Capital Expenditures</u>						
Fixed Assets	\$ -	\$ -	\$ -	-	\$ -	-
Total Capital Expenditures	\$ -	\$ -	\$ -	-	\$ -	-
Total Program Budget	\$ 351,687	\$ 367,233	\$ 379,377	3.3%	\$ 386,369	1.8%

Attachment: Exhibit A - Proposed Budget Book [Revision 2] (1488 : PUBLIC HEARING ESTABLISHING APPROPRIATIONS (?GANN?) LIMIT FOR

**City of Moreno Valley
FY 2015/16 - FY 2016/17 Proposed Budget
Program Detail**

PROGRAM NAME: Golf Course Program FUND: 5011
 PROGRAM NUMBER: 35213
 PROGRAM OBJECTIVE: To administer the Park El Moreno Golf Course contract and operations.

BUDGET SUMMARY:

	2013/14	2014/15	2015/16	% Increase/ (Decrease) over/(under) 2014/15 Amended	2016/17	% Increase/ (Decrease) over/(under) 2015/16 Proposed
	Actual	Amended	Proposed Budget		Proposed Budget	
<u>Operating Expenditures</u>						
Personnel Services	\$ 84,727	\$ 158,017	\$ 35,500	-77.5%	\$ 35,500	0.0%
Contractual Services	86,721	91,640	92,040	0.4%	97,240	5.6%
Material & Supplies	22,222	35,160	33,660	-4.3%	35,360	5.1%
Debt Service	-	-	-	-	-	-
Fixed Charges	87,800	90,597	110,657	22.1%	110,657	0.0%
Transfers Out	-	-	-	-	-	-
Total Operating Expenditures	\$ 281,470	\$ 375,414	\$ 271,857	-27.6%	\$ 278,757	2.5%
<u>Capital Expenditures</u>						
Fixed Assets	\$ -	\$ -	\$ -	-	\$ -	-
Total Capital Expenditures	\$ -	\$ -	\$ -	-	\$ -	-
Total Program Budget	\$ 281,470	\$ 375,414	\$ 271,857	-27.6%	\$ 278,757	2.5%

Attachment: Exhibit A - Proposed Budget Book [Revision 2] (1488 : PUBLIC HEARING ESTABLISHING APPROPRIATIONS (?GANN?) LIMIT FOR

**City of Moreno Valley
FY 2015/16 - FY 2016/17 Proposed Budget
Program Detail**

PROGRAM NAME: Parks Projects FUND: 5011

PROGRAM NUMBER: 35214

PROGRAM OBJECTIVE: Fees charged to developers for plan checking and inspections of newly developed parks, trails, and Class-I bikeways. The fees provide Parks and Community Services 100% cost recovery for these services provided by staff and contract personnel.

BUDGET SUMMARY:

	<u>2013/14</u>	<u>2014/15</u>	<u>2015/16</u>		<u>2016/17</u>	
	Actual	Amended	Proposed Budget	% Increase/ (Decrease) over/(under) 2014/15 Amended	Proposed Budget	% Increase/ (Decrease) over/(under) 2015/16 Proposed
<u>Operating Expenditures</u>						
Personnel Services	\$ 158,174	\$ 149,251	\$ 153,412	2.8%	\$ 154,879	1.0%
Contractual Services	5,083	5,535	3,490	-36.9%	3,635	4.2%
Material & Supplies	2,880	4,100	4,050	-1.2%	4,250	4.9%
Debt Service	-	-	-	-	-	-
Fixed Charges	28,800	29,535	44,825	51.8%	44,936	0.2%
Transfers Out	-	-	-	-	-	-
Total Operating Expenditures	\$ 194,936	\$ 188,421	\$ 205,777	9.2%	\$ 207,700	0.9%
<u>Capital Expenditures</u>						
Fixed Assets	\$ -	\$ -	\$ -	-	\$ -	-
Total Capital Expenditures	\$ -	\$ -	\$ -	-	\$ -	-
Total Program Budget	\$ 194,936	\$ 188,421	\$ 205,777	9.2%	\$ 207,700	0.9%

Attachment: Exhibit A - Proposed Budget Book [Revision 2] (1488 : PUBLIC HEARING ESTABLISHING APPROPRIATIONS (?GANN?) LIMIT FOR

City of Moreno Valley
FY 2015/16 - FY 2016/17 Proposed Budget
Program Detail

PROGRAM NAME: Senior Programs FUND: 5011

PROGRAM NUMBER: 35310

PROGRAM OBJECTIVE: To plan, design, and oversee the wide range of programs offered to the City's Senior Citizen community.

BUDGET SUMMARY:

	<u>2013/14</u>	<u>2014/15</u>	<u>2015/16</u>		<u>2016/17</u>	
	Actual	Amended	Proposed Budget	% Increase/ (Decrease) over/(under) 2014/15 Amended	Proposed Budget	% Increase/ (Decrease) over/(under) 2015/16 Proposed
<u>Operating Expenditures</u>						
Personnel Services	\$ 228,155	\$ 262,890	\$ 240,624	-8.5%	\$ 247,048	2.7%
Contractual Services	10,278	23,458	16,000	-31.8%	16,000	0.0%
Material & Supplies	33,324	39,200	35,150	-10.3%	35,150	0.0%
Debt Service	-	-	-	-	-	-
Fixed Charges	283,900	286,935	272,328	-5.1%	273,417	0.4%
Transfers Out	-	-	-	-	-	-
Total Operating Expenditures	\$ 555,658	\$ 612,483	\$ 564,102	-7.9%	\$ 571,615	1.3%
<u>Capital Expenditures</u>						
Fixed Assets	\$ -	\$ -	\$ -	-	\$ -	-
Total Capital Expenditures	\$ -	\$ -	\$ -	-	\$ -	-
Total Program Budget	\$ 555,658	\$ 612,483	\$ 564,102	-7.9%	\$ 571,615	1.3%

City of Moreno Valley
FY 2015/16 - FY 2016/17 Proposed Budget
Program Detail

PROGRAM NAME: Community Services FUND: 5011

PROGRAM NUMBER: 35311

PROGRAM OBJECTIVE: To plan, design, and oversee recreation community services needs. Additionally, to produce the Recreation Activity Guide and City Newsline three times per year.

BUDGET SUMMARY:

	<u>2013/14</u>	<u>2014/15</u>	<u>2015/16</u>		<u>2016/17</u>	
	Actual	Amended	Proposed Budget	% Increase/ (Decrease) over/(under) 2014/15 Amended	Proposed Budget	% Increase/ (Decrease) over/(under) 2015/16 Proposed
<u>Operating Expenditures</u>						
Personnel Services	\$ 68,866	\$ 67,398	\$ 71,715	6.4%	\$ 72,726	1.4%
Contractual Services	21,637	15,900	22,100	39.0%	21,675	-1.9%
Material & Supplies	51,677	79,900	63,800	-20.2%	63,800	0.0%
Debt Service	-	-	-	-	-	-
Fixed Charges	18,500	19,689	31,278	58.9%	31,540	0.8%
Transfers Out	-	-	-	-	-	-
Total Operating Expenditures	\$ 160,680	\$ 182,887	\$ 188,893	3.3%	\$ 189,741	0.4%
<u>Capital Expenditures</u>						
Fixed Assets	\$ -	\$ -	\$ -	-	\$ -	-
Total Capital Expenditures	\$ -	\$ -	\$ -	-	\$ -	-
Total Program Budget	\$ 160,680	\$ 182,887	\$ 188,893	3.3%	\$ 189,741	0.4%

City of Moreno Valley
FY 2015/16 - FY 2016/17 Proposed Budget
Program Detail

PROGRAM NAME: Community Events FUND: 5011

PROGRAM NUMBER: 35312

PROGRAM OBJECTIVE: To plan, design, and oversee recreation community events and programs such as parades, festivals, and the Summer Concerts.

BUDGET SUMMARY:

	<u>2013/14</u>	<u>2014/15</u>	<u>2015/16</u>		<u>2016/17</u>	
	Actual	Amended	Proposed Budget	% Increase/ (Decrease) over/(under) 2014/15 Amended	Proposed Budget	% Increase/ (Decrease) over/(under) 2015/16 Proposed
<u>Operating Expenditures</u>						
Personnel Services	\$ 15,050	\$ 139,166	\$ 7,650	-94.5%	\$ 7,650	0.0%
Contractual Services	58,888	56,500	34,200	-39.5%	34,200	0.0%
Material & Supplies	15,660	7,100	16,780	136.3%	16,780	0.0%
Debt Service	-	-	-	-	-	-
Fixed Charges	18,600	21,618	24,137	11.7%	24,137	0.0%
Transfers Out	-	-	-	-	-	-
Total Operating Expenditures	\$ 108,198	\$ 224,384	\$ 82,767	-63.1%	\$ 82,767	0.0%
<u>Capital Expenditures</u>						
Fixed Assets	\$ -	\$ -	\$ -	-	\$ -	-
Total Capital Expenditures	\$ -	\$ -	\$ -	-	\$ -	-
Total Program Budget	\$ 108,198	\$ 224,384	\$ 82,767	-63.1%	\$ 82,767	0.0%

City of Moreno Valley
FY 2015/16 - FY 2016/17 Proposed Budget
Program Detail

PROGRAM NAME: Conference and Recreation Center FUND: 5011

PROGRAM NUMBER: 35313

PROGRAM OBJECTIVE: To provide a Conference and Recreation Center facility that is divided into two separate and distinct programming areas that can host a variety of activities concurrently; including a banquet room, a gymnasium and a fitness facility.

BUDGET SUMMARY:

	<u>2013/14</u>	<u>2014/15</u>	<u>2015/16</u>		<u>2016/17</u>	
	Actual	Amended	Proposed Budget	% Increase/ (Decrease) over/(under) 2014/15 Amended	Proposed Budget	% Increase/ (Decrease) over/(under) 2015/16 Proposed
<u>Operating Expenditures</u>						
Personnel Services	\$ 130,100	\$ 134,836	\$ 121,190	-10.1%	\$ 123,101	1.6%
Contractual Services	125,487	140,100	59,600	-57.5%	63,800	7.0%
Material & Supplies	17,022	9,400	9,100	-3.2%	9,100	0.0%
Debt Service	-	-	-	-	-	-
Fixed Charges	296,000	299,718	296,846	-1.0%	296,926	0.0%
Transfers Out	-	-	-	-	-	-
Total Operating Expenditures	\$ 568,610	\$ 584,054	\$ 486,736	-16.7%	\$ 492,927	1.3%
<u>Capital Expenditures</u>						
Fixed Assets	\$ -	\$ -	\$ -	-	\$ -	-
Total Capital Expenditures	\$ -	\$ -	\$ -	-	\$ -	-
Total Program Budget	\$ 568,610	\$ 584,054	\$ 486,736	-16.7%	\$ 492,927	1.3%

City of Moreno Valley
FY 2015/16 - FY 2016/17 Proposed Budget
Program Detail

PROGRAM NAME: Banquet Recreation Center FUND: 5011

PROGRAM NUMBER: 35314

PROGRAM OBJECTIVE: To provide the City with a Banquet Facility and Community Meeting rooms at the Community and Recreation Center that can host a variety of programs, activities and special memorable occasions.

BUDGET SUMMARY:

	<u>2013/14</u>	<u>2014/15</u>	<u>2015/16</u>		<u>2016/17</u>	
	Actual	Amended	Proposed Budget	% Increase/ (Decrease) over/(under) 2014/15 Amended	Proposed Budget	% Increase/ (Decrease) over/(under) 2015/16 Proposed
<u>Operating Expenditures</u>						
Personnel Services	\$ 111,603	\$ 120,847	\$ 127,175	5.2%	\$ 129,416	1.8%
Contractual Services	10,180	25,780	23,780	-7.8%	23,780	0.0%
Material & Supplies	41,120	56,600	43,400	-23.3%	42,300	-2.5%
Debt Service	-	-	-	-	-	-
Fixed Charges	144,400	145,850	147,807	1.3%	147,897	0.1%
Transfers Out	-	-	-	-	-	-
Total Operating Expenditures	\$ 307,303	\$ 349,077	\$ 342,162	-2.0%	\$ 343,393	0.4%
<u>Capital Expenditures</u>						
Fixed Assets	\$ -	\$ -	\$ -	-	\$ -	-
Total Capital Expenditures	\$ -	\$ -	\$ -	-	\$ -	-
Total Program Budget	\$ 307,303	\$ 349,077	\$ 342,162	-2.0%	\$ 343,393	0.4%

Attachment: Exhibit A - Proposed Budget Book [Revision 2] (1488 : PUBLIC HEARING ESTABLISHING APPROPRIATIONS (?GANN?) LIMIT FOR

**City of Moreno Valley
FY 2015/16 - FY 2016/17 Proposed Budget
Program Detail**

PROGRAM NAME: Recreation Programs FUND: 5011
PROGRAM NUMBER: 35315
PROGRAM OBJECTIVE: To plan, design, and oversee the wide range of recreation programs offered to the entire City.

BUDGET SUMMARY:

	<u>2013/14</u>	<u>2014/15</u>	<u>2015/16</u>		<u>2016/17</u>	
	Actual	Amended	Proposed Budget	% Increase/ (Decrease) over/(under) 2014/15 Amended	Proposed Budget	% Increase/ (Decrease) over/(under) 2015/16 Proposed
<u>Operating Expenditures</u>						
Personnel Services	\$ 1,028,202	\$ 567,959	\$ 618,385	8.9%	\$ 627,459	1.5%
Contractual Services	102,342	88,500	160,300	81.1%	160,300	0.0%
Material & Supplies	113,890	115,900	40,900	-64.7%	42,600	4.2%
Debt Service	-	-	-	-	-	-
Fixed Charges	609,349	532,377	514,121	-3.4%	514,141	0.0%
Transfers Out	-	-	-	-	-	-
Total Operating Expenditures	\$ 1,853,783	\$ 1,304,736	\$ 1,333,706	2.2%	\$ 1,344,500	0.8%
<u>Capital Expenditures</u>						
Fixed Assets	\$ -	\$ -	\$ -	-	\$ -	-
Total Capital Expenditures	\$ -	\$ -	\$ -	-	\$ -	-
Total Program Budget	\$ 1,853,783	\$ 1,304,736	\$ 1,333,706	2.2%	\$ 1,344,500	0.8%

Attachment: Exhibit A - Proposed Budget Book [Revision 2] (1488 : PUBLIC HEARING ESTABLISHING APPROPRIATIONS (?GANN?) LIMIT FOR

City of Moreno Valley
FY 2015/16 - FY 2016/17 Proposed Budget
Program Detail

PROGRAM NAME: July 4th Celebration FUND: 5011
PROGRAM NUMBER: 35317
PROGRAM OBJECTIVE: To plan, design, and oversee the July 4th celebration.

BUDGET SUMMARY:

	<u>2013/14</u>	<u>2014/15</u>	<u>2015/16</u>		<u>2016/17</u>	
	Actual	Amended	Proposed Budget	% Increase/ (Decrease) over/(under) 2014/15 Amended	Proposed Budget	% Increase/ (Decrease) over/(under) 2015/16 Proposed
<u>Operating Expenditures</u>						
Personnel Services	\$ 37,209	\$ 62,564	\$ 42,619	-31.9%	\$ 42,809	0.4%
Contractual Services	72,714	73,650	79,825	8.4%	79,825	0.0%
Material & Supplies	12,094	16,200	11,610	-28.3%	11,960	3.0%
Debt Service	-	-	-	-	-	-
Fixed Charges	-	-	-	-	-	-
Transfers Out	-	-	-	-	-	-
Total Operating Expenditures	\$ 122,017	\$ 152,414	\$ 134,054	-12.0%	\$ 134,594	0.4%
<u>Capital Expenditures</u>						
Fixed Assets	\$ -	\$ -	\$ -	-	\$ -	-
Total Capital Expenditures	\$ -	\$ -	\$ -	-	\$ -	-
Total Program Budget	\$ 122,017	\$ 152,414	\$ 134,054	-12.0%	\$ 134,594	0.4%

**City of Moreno Valley
FY 2015/16 - FY 2016/17 Proposed Budget
Program Detail**

PROGRAM NAME: Sports Programs FUND: 5011
 PROGRAM NUMBER: 35318
 PROGRAM OBJECTIVE: To plan, design, and oversee the wide range of sports programs offered to the entire City; schedule and supervise use of sports activities.

BUDGET SUMMARY:

	<u>2013/14</u>	<u>2014/15</u>	<u>2015/16</u>		<u>2016/17</u>	
	Actual	Amended	Proposed Budget	% Increase/ (Decrease) over/(under) 2014/15 Amended	Proposed Budget	% Increase/ (Decrease) over/(under) 2015/16 Proposed
<u>Operating Expenditures</u>						
Personnel Services	\$ -	\$ 384,345	\$ 548,273	42.7%	\$ 557,643	1.7%
Contractual Services	-	-	21,100	-	21,100	0.0%
Material & Supplies	-	-	59,050	-	59,000	-0.1%
Debt Service	-	-	-	-	-	-
Fixed Charges	-	-	38,432	-	38,704	0.7%
Transfers Out	-	-	-	-	-	-
Total Operating Expenditures	\$ -	\$ 384,345	\$ 666,855	73.5%	\$ 676,447	1.4%
<u>Capital Expenditures</u>						
Fixed Assets	\$ -	\$ -	\$ -	-	\$ -	-
Total Capital Expenditures	\$ -	\$ -	\$ -	-	\$ -	-
Total Program Budget	\$ -	\$ 384,345	\$ 666,855	73.5%	\$ 676,447	1.4%

Attachment: Exhibit A - Proposed Budget Book [Revision 2] (1488 : PUBLIC HEARING ESTABLISHING APPROPRIATIONS (?GANN?) LIMIT FOR

**City of Moreno Valley
FY 2015/16 - FY 2016/17 Proposed Budget
Program Detail**

PROGRAM NAME: Towngate Community Center

FUND: 5011

PROGRAM NUMBER: 35319

PROGRAM OBJECTIVE: To plan, design, and oversee the rentals and activities of the community center.

BUDGET SUMMARY:

	<u>2013/14</u>	<u>2014/15</u>	<u>2015/16</u>	% Increase/ (Decrease) over/(under) 2014/15 Amended	<u>2016/17</u>	% Increase/ (Decrease) over/(under) 2015/16 Proposed
	Actual	Amended	Proposed Budget		Proposed Budget	
<u>Operating Expenditures</u>						
Personnel Services	\$ -	\$ 40,335	\$ 54,378	34.8%	\$ 54,928	1.0%
Contractual Services	-	-	175	-	175	0.0%
Material & Supplies	-	-	12,950	-	10,950	-15.4%
Debt Service	-	-	-	-	-	-
Fixed Charges	-	-	-	-	-	-
Transfers Out	-	-	-	-	-	-
Total Operating Expenditures	\$ -	\$ 40,335	\$ 67,503	67.4%	\$ 66,053	-2.1%
<u>Capital Expenditures</u>						
Fixed Assets	\$ -	\$ -	\$ -	-	\$ -	-
Total Capital Expenditures	\$ -	\$ -	\$ -	-	\$ -	-
Total Program Budget	\$ -	\$ 40,335	\$ 67,503	67.4%	\$ 66,053	-2.1%

Attachment: Exhibit A - Proposed Budget Book [Revision 2] (1488 : PUBLIC HEARING ESTABLISHING APPROPRIATIONS (?GANN?) LIMIT FOR

**City of Moreno Valley
 FY 2015/16 - FY 2016/17 Proposed Budget
 Program Detail**

PROGRAM NAME: Non-Departmental Zone A FUND: 5011

PROGRAM NUMBER: 95011

PROGRAM OBJECTIVE: To provide appropriate funds for those activities that support Zone A and are not directly assignable to any one department or program.

BUDGET SUMMARY:

	<u>2013/14</u>	<u>2014/15</u>	<u>2015/16</u>		<u>2016/17</u>	
	Actual	Amended	Proposed Budget	% Increase/ (Decrease) over/(under) 2014/15 Amended	Proposed Budget	% Increase/ (Decrease) over/(under) 2015/16 Proposed
<u>Operating Expenditures</u>						
Personnel Services	\$ 142,487	\$ 49,347	\$ -	-100.0%	\$ -	-
Contractual Services	-	-	-	-	-	-
Material & Supplies	-	-	-	-	-	-
Debt Service	-	-	-	-	-	-
Fixed Charges	250,300	250,300	-	-100.0%	-	-
Transfers Out	-	-	-	-	-	-
Total Operating Expenditures	\$ 392,787	\$ 299,647	\$ -	-100.0%	\$ -	-
<u>Capital Expenditures</u>						
Fixed Assets	\$ -	\$ -	\$ -	-	\$ -	-
Total Capital Expenditures	\$ -	\$ -	\$ -	-	\$ -	-
Total Program Budget	\$ 392,787	\$ 299,647	\$ -	-100.0%	\$ -	-

Attachment: Exhibit A - Proposed Budget Book [Revision 2] (1488 : PUBLIC HEARING ESTABLISHING APPROPRIATIONS (?GANN?) LIMIT FOR

**City of Moreno Valley
FY 2015/16 - FY 2016/17 Proposed Budget
Program Detail**

PROGRAM NAME: Residential Street Lighting Admin. FUND: 5012
PROGRAM NUMBER: 25703
PROGRAM OBJECTIVE: To monitor streetlights within residential areas of Moreno Valley.

BUDGET SUMMARY:

	<u>2013/14</u>	<u>2014/15</u>	<u>2015/16</u>		<u>2016/17</u>	
	Actual	Amended	Proposed Budget	% Increase/ (Decrease) over/(under) 2014/15 Amended	Proposed Budget	% Increase/ (Decrease) over/(under) 2015/16 Proposed
<u>Operating Expenditures</u>						
Personnel Services	\$ 128,953	\$ 134,001	\$ 138,829	3.6%	\$ 138,829	0.0%
Contractual Services	1,271,685	1,425,300	1,476,361	3.6%	1,595,700	8.1%
Material & Supplies	20,757	4,900	30,400	520.4%	5,400	-82.2%
Debt Service	-	-	-	-	-	-
Fixed Charges	84,700	63,579	55,179	-13.2%	55,179	0.0%
Transfers Out	-	-	-	-	-	-
Total Operating Expenditures	<u>\$ 1,506,095</u>	<u>\$ 1,627,780</u>	<u>\$ 1,700,769</u>	4.5%	<u>\$ 1,795,108</u>	5.5%
<u>Capital Expenditures</u>						
Fixed Assets	\$ -	\$ -	\$ -	-	\$ -	-
Total Capital Expenditures	<u>\$ -</u>	<u>\$ -</u>	<u>\$ -</u>	-	<u>\$ -</u>	-
Total Program Budget	<u><u>\$ 1,506,095</u></u>	<u><u>\$ 1,627,780</u></u>	<u><u>\$ 1,700,769</u></u>	4.5%	<u><u>\$ 1,795,108</u></u>	5.5%

**City of Moreno Valley
FY 2015/16 - FY 2016/17 Proposed Budget
Program Detail**

PROGRAM NAME: Zone E Extensive Landscape FUND: 5013
 PROGRAM NUMBER: 25705
 PROGRAM OBJECTIVE: Monitor sub-zones of Zone E supporting extensive landscaping to assure orderly development and maintenance of extensive landscape services for the residents in Zone E.

BUDGET SUMMARY:

	<u>2013/14</u>	<u>2014/15</u>	<u>2015/16</u>		<u>2016/17</u>	
	<u>Actual</u>	<u>Amended</u>	<u>Proposed Budget</u>	<u>% Increase/ (Decrease) over/(under) 2014/15 Amended</u>	<u>Proposed Budget</u>	<u>% Increase/ (Decrease) over/(under) 2015/16 Proposed</u>
<u>Operating Expenditures</u>						
Personnel Services	\$ 294,983	\$ 32,957	\$ 21,391	-35.1%	\$ 21,391	0.0%
Contractual Services	42,121	1,950	15,934	717.1%	15,911	-0.1%
Material & Supplies	15,071	1,786	1,842	3.1%	1,842	0.0%
Debt Service	-	-	-	-	-	-
Fixed Charges	355,921	15,020	41,328	175.2%	41,345	0.0%
Transfers Out	-	-	-	-	-	-
Total Operating Expenditures	\$ 708,097	\$ 51,713	\$ 80,495	55.7%	\$ 80,489	0.0%
<u>Capital Expenditures</u>						
Fixed Assets	\$ -	\$ -	\$ -	-	\$ -	-
Total Capital Expenditures	\$ -	\$ -	\$ -	-	\$ -	-
Total Program Budget	\$ 708,097	\$ 51,713	\$ 80,495	55.7%	\$ 80,489	0.0%

Attachment: Exhibit A - Proposed Budget Book [Revision 2] (1488 : PUBLIC HEARING ESTABLISHING APPROPRIATIONS (?GANN?) LIMIT FOR

**City of Moreno Valley
FY 2015/16 - FY 2016/17 Proposed Budget
Program Detail**

PROGRAM NAME: Zone E-1 FUND: 5013
 PROGRAM NUMBER: 25706
 PROGRAM OBJECTIVE: To provide orderly development and maintenance of extensive landscape services for the residents in Zone E-1.

BUDGET SUMMARY:

	<u>2013/14</u>	<u>2014/15</u>	<u>2015/16</u>		<u>2016/17</u>	
	Actual	Amended	Proposed Budget	% Increase/ (Decrease) over/(under) 2014/15 Amended	Proposed Budget	% Increase/ (Decrease) over/(under) 2015/16 Proposed
<u>Operating Expenditures</u>						
Personnel Services	\$ -	\$ -	\$ -	-	\$ -	-
Contractual Services	169,315	-	-	-	-	-
Material & Supplies	1,661	-	-	-	-	-
Debt Service	-	-	-	-	-	-
Fixed Charges	-	-	-	-	-	-
Transfers Out	-	-	-	-	-	-
Total Operating Expenditures	\$ 170,975	\$ -	\$ -	-	\$ -	-
<u>Capital Expenditures</u>						
Fixed Assets	\$ -	\$ -	\$ -	-	\$ -	-
Total Capital Expenditures	\$ -	\$ -	\$ -	-	\$ -	-
Total Program Budget	\$ 170,975	\$ -	\$ -	-	\$ -	-

Attachment: Exhibit A - Proposed Budget Book [Revision 2] (1488 : PUBLIC HEARING ESTABLISHING APPROPRIATIONS (?GANN?) LIMIT FOR

**City of Moreno Valley
FY 2015/16 - FY 2016/17 Proposed Budget
Program Detail**

PROGRAM NAME: Zone E1-A Renaissance Park FUND: 5013
 PROGRAM NUMBER: 25707
 PROGRAM OBJECTIVE: To provide orderly development and maintenance of extensive landscape services for the residents in Zone E1-A.

BUDGET SUMMARY:

	<u>2013/14</u>	<u>2014/15</u>	<u>2015/16</u>		<u>2016/17</u>	
	Actual	Amended	Proposed Budget	% Increase/ (Decrease) over/(under) 2014/15 Amended	Proposed Budget	% Increase/ (Decrease) over/(under) 2015/16 Proposed
<u>Operating Expenditures</u>						
Personnel Services	\$ -	\$ -	\$ -	-	\$ -	-
Contractual Services	33,991	-	-	-	-	-
Material & Supplies	272	-	-	-	-	-
Debt Service	-	-	-	-	-	-
Fixed Charges	-	-	-	-	-	-
Transfers Out	-	-	-	-	-	-
Total Operating Expenditures	\$ 34,263	\$ -	\$ -	-	\$ -	-
<u>Capital Expenditures</u>						
Fixed Assets	\$ -	\$ -	\$ -	-	\$ -	-
Total Capital Expenditures	\$ -	\$ -	\$ -	-	\$ -	-
Total Program Budget	\$ 34,263	\$ -	\$ -	-	\$ -	-

Attachment: Exhibit A - Proposed Budget Book [Revision 2] (1488 : PUBLIC HEARING ESTABLISHING APPROPRIATIONS (?GANN?) LIMIT FOR

**City of Moreno Valley
FY 2015/16 - FY 2016/17 Proposed Budget
Program Detail**

PROGRAM NAME: Zone E-2 FUND: 5013
 PROGRAM NUMBER: 25708
 PROGRAM OBJECTIVE: To provide orderly development and maintenance of extensive landscape services for the residents in Zone E-2.

BUDGET SUMMARY:

	<u>2013/14</u>	<u>2014/15</u>	<u>2015/16</u>		<u>2016/17</u>	
	Actual	Amended	Proposed Budget	% Increase/ (Decrease) over/(under) 2014/15 Amended	Proposed Budget	% Increase/ (Decrease) over/(under) 2015/16 Proposed
<u>Operating Expenditures</u>						
Personnel Services	\$ -	\$ -	\$ -	-	\$ -	-
Contractual Services	255,629	-	-	-	-	-
Material & Supplies	3,381	-	-	-	-	-
Debt Service	-	-	-	-	-	-
Fixed Charges	-	-	-	-	-	-
Transfers Out	-	-	-	-	-	-
Total Operating Expenditures	\$ 259,010	\$ -	\$ -	-	\$ -	-
<u>Capital Expenditures</u>						
Fixed Assets	\$ -	\$ -	\$ -	-	\$ -	-
Total Capital Expenditures	\$ -	\$ -	\$ -	-	\$ -	-
Total Program Budget	\$ 259,010	\$ -	\$ -	-	\$ -	-

Attachment: Exhibit A - Proposed Budget Book [Revision 2] (1488 : PUBLIC HEARING ESTABLISHING APPROPRIATIONS (?GANN?) LIMIT FOR

**City of Moreno Valley
FY 2015/16 - FY 2016/17 Proposed Budget
Program Detail**

PROGRAM NAME: Zone E-3 FUND: 5013
 PROGRAM NUMBER: 25709
 PROGRAM OBJECTIVE: To provide orderly development and maintenance of extensive landscape services for the residents in Zone E-3.

BUDGET SUMMARY:

	<u>2013/14</u>	<u>2014/15</u>	<u>2015/16</u>		<u>2016/17</u>	
	Actual	Amended	Proposed Budget	% Increase/ (Decrease) over/(under) 2014/15 Amended	Proposed Budget	% Increase/ (Decrease) over/(under) 2015/16 Proposed
<u>Operating Expenditures</u>						
Personnel Services	\$ -	\$ -	\$ -	-	\$ -	-
Contractual Services	259,720	-	-	-	-	-
Material & Supplies	4,505	-	-	-	-	-
Debt Service	-	-	-	-	-	-
Fixed Charges	-	-	-	-	-	-
Transfers Out	-	-	-	-	-	-
Total Operating Expenditures	\$ 264,224	\$ -	\$ -	-	\$ -	-
<u>Capital Expenditures</u>						
Fixed Assets	\$ -	\$ -	\$ -	-	\$ -	-
Total Capital Expenditures	\$ -	\$ -	\$ -	-	\$ -	-
Total Program Budget	\$ 264,224	\$ -	\$ -	-	\$ -	-

Attachment: Exhibit A - Proposed Budget Book [Revision 2] (1488 : PUBLIC HEARING ESTABLISHING APPROPRIATIONS (?GANN?) LIMIT FOR

**City of Moreno Valley
FY 2015/16 - FY 2016/17 Proposed Budget
Program Detail**

PROGRAM NAME: Zone E-3A FUND: 5013
 PROGRAM NUMBER: 25710
 PROGRAM OBJECTIVE: To provide orderly development and maintenance of extensive landscape services for the residents in Zone E3A.

BUDGET SUMMARY:

	<u>2013/14</u>	<u>2014/15</u>	<u>2015/16</u>		<u>2016/17</u>	
	Actual	Amended	Proposed Budget	% Increase/ (Decrease) over/(under) 2014/15 Amended	Proposed Budget	% Increase/ (Decrease) over/(under) 2015/16 Proposed
<u>Operating Expenditures</u>						
Personnel Services	\$ -	\$ -	\$ -	-	\$ -	-
Contractual Services	12,222	-	-	-	-	-
Material & Supplies	339	-	-	-	-	-
Debt Service	-	-	-	-	-	-
Fixed Charges	-	-	-	-	-	-
Transfers Out	-	-	-	-	-	-
Total Operating Expenditures	\$ 12,561	\$ -	\$ -	-	\$ -	-
<u>Capital Expenditures</u>						
Fixed Assets	\$ -	\$ -	\$ -	-	\$ -	-
Total Capital Expenditures	\$ -	\$ -	\$ -	-	\$ -	-
Total Program Budget	\$ 12,561	\$ -	\$ -	-	\$ -	-

Attachment: Exhibit A - Proposed Budget Book [Revision 2] (1488 : PUBLIC HEARING ESTABLISHING APPROPRIATIONS (?GANN?) LIMIT FOR

**City of Moreno Valley
FY 2015/16 - FY 2016/17 Proposed Budget
Program Detail**

PROGRAM NAME: Zone E-4 FUND: 5013

PROGRAM NUMBER: 25711

PROGRAM OBJECTIVE: To provide orderly development and maintenance of extensive landscape services for the residents in Zone E-4.

BUDGET SUMMARY:

	<u>2013/14</u>	<u>2014/15</u>	<u>2015/16</u>		<u>2016/17</u>	
	Actual	Amended	Proposed Budget	% Increase/ (Decrease) over/(under) 2014/15 Amended	Proposed Budget	% Increase/ (Decrease) over/(under) 2015/16 Proposed
<u>Operating Expenditures</u>						
Personnel Services	\$ -	\$ -	\$ -	-	\$ -	-
Contractual Services	190,844	-	-	-	-	-
Material & Supplies	4,452	-	-	-	-	-
Debt Service	-	-	-	-	-	-
Fixed Charges	-	-	-	-	-	-
Transfers Out	-	-	-	-	-	-
Total Operating Expenditures	\$ 195,296	\$ -	\$ -	-	\$ -	-
<u>Capital Expenditures</u>						
Fixed Assets	\$ -	\$ -	\$ -	-	\$ -	-
Total Capital Expenditures	\$ -	\$ -	\$ -	-	\$ -	-
Total Program Budget	\$ 195,296	\$ -	\$ -	-	\$ -	-

Attachment: Exhibit A - Proposed Budget Book [Revision 2] (1488 : PUBLIC HEARING ESTABLISHING APPROPRIATIONS (?GANN?) LIMIT FOR

**City of Moreno Valley
FY 2015/16 - FY 2016/17 Proposed Budget
Program Detail**

PROGRAM NAME: Zone E4-A FUND: 5013
 PROGRAM NUMBER: 25712
 PROGRAM OBJECTIVE: To provide orderly development and maintenance of extensive landscape services for the residents in Zone E4-A.

BUDGET SUMMARY:

	<u>2013/14</u>	<u>2014/15</u>	<u>2015/16</u>		<u>2016/17</u>	
	Actual	Amended	Proposed Budget	% Increase/ (Decrease) over/(under) 2014/15 Amended	Proposed Budget	% Increase/ (Decrease) over/(under) 2015/16 Proposed
<u>Operating Expenditures</u>						
Personnel Services	\$ -	\$ -	\$ -	-	\$ -	-
Contractual Services	10,830	-	-	-	-	-
Material & Supplies	2,730	-	-	-	-	-
Debt Service	-	-	-	-	-	-
Fixed Charges	-	-	-	-	-	-
Transfers Out	-	-	-	-	-	-
Total Operating Expenditures	\$ 13,561	\$ -	\$ -	-	\$ -	-
<u>Capital Expenditures</u>						
Fixed Assets	\$ -	\$ -	\$ -	-	\$ -	-
Total Capital Expenditures	\$ -	\$ -	\$ -	-	\$ -	-
Total Program Budget	\$ 13,561	\$ -	\$ -	-	\$ -	-

Attachment: Exhibit A - Proposed Budget Book [Revision 2] (1488 : PUBLIC HEARING ESTABLISHING APPROPRIATIONS (?GANN?) LIMIT FOR

**City of Moreno Valley
FY 2015/16 - FY 2016/17 Proposed Budget
Program Detail**

PROGRAM NAME: Zone E-7 FUND: 5013

PROGRAM NUMBER: 25713

PROGRAM OBJECTIVE: To provide orderly development and maintenance of extensive landscape services for the residents in Zone E-7.

BUDGET SUMMARY:

	<u>2013/14</u>	<u>2014/15</u>	<u>2015/16</u>		<u>2016/17</u>	
	Actual	Amended	Proposed Budget	% Increase/ (Decrease) over/(under) 2014/15 Amended	Proposed Budget	% Increase/ (Decrease) over/(under) 2015/16 Proposed
<u>Operating Expenditures</u>						
Personnel Services	\$ -	\$ -	\$ -	-	\$ -	-
Contractual Services	79,576	92,100	100,900	9.6%	103,100	2.2%
Material & Supplies	79	2,500	2,200	-12.0%	2,200	0.0%
Debt Service	-	-	-	-	-	-
Fixed Charges	-	-	-	-	-	-
Transfers Out	-	-	-	-	-	-
Total Operating Expenditures	<u>\$ 79,655</u>	<u>\$ 94,600</u>	<u>\$ 103,100</u>	9.0%	<u>\$ 105,300</u>	2.1%
<u>Capital Expenditures</u>						
Fixed Assets	\$ -	\$ -	\$ -	-	\$ -	-
Total Capital Expenditures	<u>\$ -</u>	<u>\$ -</u>	<u>\$ -</u>	-	<u>\$ -</u>	-
Total Program Budget	<u><u>\$ 79,655</u></u>	<u><u>\$ 94,600</u></u>	<u><u>\$ 103,100</u></u>	9.0%	<u><u>\$ 105,300</u></u>	2.1%

**City of Moreno Valley
FY 2015/16 - FY 2016/17 Proposed Budget
Program Detail**

PROGRAM NAME: Zone E-8 FUND: 5013

PROGRAM NUMBER: 25714

PROGRAM OBJECTIVE: To provide orderly development and maintenance of extensive landscape services for the residents in Zone E8.

BUDGET SUMMARY:

	<u>2013/14</u>	<u>2014/15</u>	<u>2015/16</u>		<u>2016/17</u>	
	Actual	Amended	Proposed Budget	% Increase/ (Decrease) over/(under) 2014/15 Amended	Proposed Budget	% Increase/ (Decrease) over/(under) 2015/16 Proposed
<u>Operating Expenditures</u>						
Personnel Services	\$ -	\$ -	\$ -	-	\$ -	-
Contractual Services	40,431	323,800	338,000	4.4%	339,600	0.5%
Material & Supplies	234	5,000	6,200	24.0%	6,200	0.0%
Debt Service	-	-	-	-	-	-
Fixed Charges	-	-	-	-	-	-
Transfers Out	-	-	-	-	-	-
Total Operating Expenditures	\$ 40,665	\$ 328,800	\$ 344,200	4.7%	\$ 345,800	0.5%
<u>Capital Expenditures</u>						
Fixed Assets	\$ -	\$ -	\$ -	-	\$ -	-
Total Capital Expenditures	\$ -	\$ -	\$ -	-	\$ -	-
Total Program Budget	\$ 40,665	\$ 328,800	\$ 344,200	4.7%	\$ 345,800	0.5%

Attachment: Exhibit A - Proposed Budget Book [Revision 2] (1488 : PUBLIC HEARING ESTABLISHING APPROPRIATIONS (?GANN?) LIMIT FOR

**City of Moreno Valley
FY 2015/16 - FY 2016/17 Proposed Budget
Program Detail**

PROGRAM NAME: Zone E-12 FUND: 5013

PROGRAM NUMBER: 25715

PROGRAM OBJECTIVE: To provide orderly development and maintenance of extensive landscape services for the residents in Zone E12.

BUDGET SUMMARY:

	<u>2013/14</u>	<u>2014/15</u>	<u>2015/16</u>		<u>2016/17</u>	
	Actual	Amended	Proposed Budget	% Increase/ (Decrease) over/(under) 2014/15 Amended	Proposed Budget	% Increase/ (Decrease) over/(under) 2015/16 Proposed
<u>Operating Expenditures</u>						
Personnel Services	\$ -	\$ -	\$ -	-	\$ -	-
Contractual Services	99,349	-	-	-	-	-
Material & Supplies	942	-	-	-	-	-
Debt Service	-	-	-	-	-	-
Fixed Charges	-	-	-	-	-	-
Transfers Out	-	-	-	-	-	-
Total Operating Expenditures	\$ 100,291	\$ -	\$ -	-	\$ -	-
<u>Capital Expenditures</u>						
Fixed Assets	\$ -	\$ -	\$ -	-	\$ -	-
Total Capital Expenditures	\$ -	\$ -	\$ -	-	\$ -	-
Total Program Budget	\$ 100,291	\$ -	\$ -	-	\$ -	-

Attachment: Exhibit A - Proposed Budget Book [Revision 2] (1488 : PUBLIC HEARING ESTABLISHING APPROPRIATIONS (?GANN?) LIMIT FOR

**City of Moreno Valley
FY 2015/16 - FY 2016/17 Proposed Budget
Program Detail**

PROGRAM NAME: Zone E-14 FUND: 5013
 PROGRAM NUMBER: 25716
 PROGRAM OBJECTIVE: To provide orderly development and maintenance of extensive landscape services for the residents in Zone E14.

BUDGET SUMMARY:

	<u>2013/14</u>	<u>2014/15</u>	<u>2015/16</u>		<u>2016/17</u>	
	Actual	Amended	Proposed Budget	% Increase/ (Decrease) over/(under) 2014/15 Amended	Proposed Budget	% Increase/ (Decrease) over/(under) 2015/16 Proposed
<u>Operating Expenditures</u>						
Personnel Services	\$ -	\$ -	\$ -	-	\$ -	-
Contractual Services	120,170	-	-	-	-	-
Material & Supplies	9,055	-	-	-	-	-
Debt Service	-	-	-	-	-	-
Fixed Charges	-	-	-	-	-	-
Transfers Out	-	-	-	-	-	-
Total Operating Expenditures	\$ 129,225	\$ -	\$ -	-	\$ -	-
<u>Capital Expenditures</u>						
Fixed Assets	\$ -	\$ -	\$ -	-	\$ -	-
Total Capital Expenditures	\$ -	\$ -	\$ -	-	\$ -	-
Total Program Budget	\$ 129,225	\$ -	\$ -	-	\$ -	-

Attachment: Exhibit A - Proposed Budget Book [Revision 2] (1488 : PUBLIC HEARING ESTABLISHING APPROPRIATIONS (?GANN?) LIMIT FOR

**City of Moreno Valley
FY 2015/16 - FY 2016/17 Proposed Budget
Program Detail**

PROGRAM NAME: Zone E-15 FUND: 5013
 PROGRAM NUMBER: 25717
 PROGRAM OBJECTIVE: To provide orderly development and maintenance of extensive landscape services for the residents in Zone E15.

BUDGET SUMMARY:

	<u>2013/14</u>	<u>2014/15</u>	<u>2015/16</u>		<u>2016/17</u>	
	Actual	Amended	Proposed Budget	% Increase/ (Decrease) over/(under) 2014/15 Amended	Proposed Budget	% Increase/ (Decrease) over/(under) 2015/16 Proposed
<u>Operating Expenditures</u>						
Personnel Services	\$ -	\$ -	\$ -	-	\$ -	-
Contractual Services	22,615	-	-	-	-	-
Material & Supplies	124	-	-	-	-	-
Debt Service	-	-	-	-	-	-
Fixed Charges	-	-	-	-	-	-
Transfers Out	-	-	-	-	-	-
Total Operating Expenditures	\$ 22,739	\$ -	\$ -	-	\$ -	-
<u>Capital Expenditures</u>						
Fixed Assets	\$ -	\$ -	\$ -	-	\$ -	-
Total Capital Expenditures	\$ -	\$ -	\$ -	-	\$ -	-
Total Program Budget	\$ 22,739	\$ -	\$ -	-	\$ -	-

Attachment: Exhibit A - Proposed Budget Book [Revision 2] (1488 : PUBLIC HEARING ESTABLISHING APPROPRIATIONS (?GANN?) LIMIT FOR

**City of Moreno Valley
FY 2015/16 - FY 2016/17 Proposed Budget
Program Detail**

PROGRAM NAME: Zone E-16 FUND: 5013
 PROGRAM NUMBER: 25718
 PROGRAM OBJECTIVE: To provide orderly development and maintenance of extensive landscape services for the residents in Zone E-16.

BUDGET SUMMARY:

	<u>2013/14</u>	<u>2014/15</u>	<u>2015/16</u>		<u>2016/17</u>	
	Actual	Amended	Proposed Budget	% Increase/ (Decrease) over/(under) 2014/15 Amended	Proposed Budget	% Increase/ (Decrease) over/(under) 2015/16 Proposed
<u>Operating Expenditures</u>						
Personnel Services	\$ -	\$ -	\$ -	-	\$ -	-
Contractual Services	45,129	-	-	-	-	-
Material & Supplies	-	-	-	-	-	-
Debt Service	-	-	-	-	-	-
Fixed Charges	-	-	-	-	-	-
Transfers Out	-	-	-	-	-	-
Total Operating Expenditures	\$ 45,129	\$ -	\$ -	-	\$ -	-
<u>Capital Expenditures</u>						
Fixed Assets	\$ -	\$ -	\$ -	-	\$ -	-
Total Capital Expenditures	\$ -	\$ -	\$ -	-	\$ -	-
Total Program Budget	\$ 45,129	\$ -	\$ -	-	\$ -	-

Attachment: Exhibit A - Proposed Budget Book [Revision 2] (1488 : PUBLIC HEARING ESTABLISHING APPROPRIATIONS (?GANN?) LIMIT FOR

**City of Moreno Valley
FY 2015/16 - FY 2016/17 Proposed Budget
Program Detail**

PROGRAM NAME: Non-Dept Zone E Extended Landscape FUND: 5013
 PROGRAM NUMBER: 95013
 PROGRAM OBJECTIVE: To provide orderly development and maintenance of extensive landscape services.

BUDGET SUMMARY:

	<u>2013/14</u>	<u>2014/15</u>	<u>2015/16</u>		<u>2016/17</u>	
	Actual	Amended	Proposed Budget	% Increase/ (Decrease) over/(under) 2014/15 Amended	Proposed Budget	% Increase/ (Decrease) over/(under) 2015/16 Proposed
<u>Operating Expenditures</u>						
Personnel Services	\$ -	\$ -	\$ -	-	\$ -	-
Contractual Services	-	-	-	-	-	-
Material & Supplies	-	-	-	-	-	-
Debt Service	-	-	-	-	-	-
Fixed Charges	-	-	-	-	-	-
Transfers Out	129,722	3,511,862	-	-100.0%	-	-
Total Operating Expenditures	\$ 129,722	\$ 3,511,862	\$ -	-100.0%	\$ -	-
<u>Capital Expenditures</u>						
Fixed Assets	\$ -	\$ -	\$ -	-	\$ -	-
Total Capital Expenditures	\$ -	\$ -	\$ -	-	\$ -	-
Total Program Budget	\$ 129,722	\$ 3,511,862	\$ -	-100.0%	\$ -	-

Attachment: Exhibit A - Proposed Budget Book [Revision 2] (1488 : PUBLIC HEARING ESTABLISHING APPROPRIATIONS (?GANN?) LIMIT FOR

City of Moreno Valley
FY 2015/16 - FY 2016/17 Proposed Budget
Program Detail

PROGRAM NAME: LMD 2014-02 FUND: 5014

PROGRAM NUMBER: 25721

PROGRAM OBJECTIVE: To provide orderly development and maintenance of extensive landscape services for the residents in Landscape Maintenance District 2014-02

BUDGET SUMMARY:

	<u>2013/14</u>	<u>2014/15</u>	<u>2015/16</u>		<u>2016/17</u>	
	Actual	Amended	Proposed Budget	% Increase/ (Decrease) over/(under) 2014/15 Amended	Proposed Budget	% Increase/ (Decrease) over/(under) 2015/16 Proposed
<u>Operating Expenditures</u>						
Personnel Services	\$ -	\$ 373,380	\$ 393,850	5.5%	\$ 388,400	-1.4%
Contractual Services	-	1,696,781	1,658,548	-2.3%	1,750,418	5.5%
Material & Supplies	-	60,814	75,958	24.9%	75,858	-0.1%
Debt Service	-	-	-	-	-	-
Fixed Charges	-	273,430	198,037	-27.6%	197,772	-0.1%
Transfers Out	-	-	-	-	-	-
Total Operating Expenditures	\$ -	\$ 2,404,405	\$ 2,326,393	-3.2%	\$ 2,412,448	3.7%
<u>Capital Expenditures</u>						
Fixed Assets	\$ -	\$ -	\$ -	-	\$ -	-
Total Capital Expenditures	\$ -	\$ -	\$ -	-	\$ -	-
Total Program Budget	\$ -	\$ 2,404,405	\$ 2,326,393	-3.2%	\$ 2,412,448	3.7%

City of Moreno Valley
FY 2015/16 - FY 2016/17 Proposed Budget
Program Detail

PROGRAM NAME: Arterial Street Lighting Admin. FUND: 5110

PROGRAM NUMBER: 25703

PROGRAM OBJECTIVE: To provide orderly development and maintenance of arterial streetlight services for the residents in Zone C.

BUDGET SUMMARY:

	<u>2013/14</u>	<u>2014/15</u>	<u>2015/16</u>		<u>2016/17</u>	
	Actual	Amended	Proposed Budget	% Increase/ (Decrease) over/(under) 2014/15 Amended	Proposed Budget	% Increase/ (Decrease) over/(under) 2015/16 Proposed
<u>Operating Expenditures</u>						
Personnel Services	\$ 42,027	\$ 43,667	\$ 44,445	1.8%	\$ 44,445	0.0%
Contractual Services	733,496	849,800	871,351	2.5%	924,400	6.1%
Material & Supplies	4,276	4,600	30,300	558.7%	5,300	-82.5%
Debt Service	-	-	-	-	-	-
Fixed Charges	63,700	62,504	59,104	-5.4%	59,104	0.0%
Transfers Out	-	-	-	-	-	-
Total Operating Expenditures	<u>\$ 843,499</u>	<u>\$ 960,571</u>	<u>\$ 1,005,200</u>	4.6%	<u>\$ 1,033,249</u>	2.8%
<u>Capital Expenditures</u>						
Fixed Assets	\$ -	\$ -	\$ -	-	\$ -	-
Total Capital Expenditures	<u>\$ -</u>	<u>\$ -</u>	<u>\$ -</u>	-	<u>\$ -</u>	-
Total Program Budget	<u><u>\$ 843,499</u></u>	<u><u>\$ 960,571</u></u>	<u><u>\$ 1,005,200</u></u>	4.6%	<u><u>\$ 1,033,249</u></u>	2.8%

**City of Moreno Valley
FY 2015/16 - FY 2016/17 Proposed Budget
Program Detail**

PROGRAM NAME: Non-Dept Zone C Arterial Street Lighting FUND: 5110
 PROGRAM NUMBER: 95110
 PROGRAM OBJECTIVE: To provide orderly development and maintenance of arterial streetlight services for the residents in Zone C.

BUDGET SUMMARY:

	<u>2013/14</u>	<u>2014/15</u>	<u>2015/16</u>		<u>2016/17</u>	
	Actual	Amended	Proposed Budget	% Increase/ (Decrease) over/(under) 2014/15 Amended	Proposed Budget	% Increase/ (Decrease) over/(under) 2015/16 Proposed
<u>Operating Expenditures</u>						
Personnel Services	\$ -	\$ -	\$ -	-	\$ -	-
Contractual Services	-	-	-	-	-	-
Material & Supplies	-	-	-	-	-	-
Debt Service	-	-	-	-	-	-
Fixed Charges	-	-	-	-	-	-
Transfers Out	258,400	-	-	-	-	-
Total Operating Expenditures	<u>\$ 258,400</u>	<u>\$ -</u>	<u>\$ -</u>	-	<u>\$ -</u>	-
<u>Capital Expenditures</u>						
Fixed Assets	\$ -	\$ -	\$ -	-	\$ -	-
Total Capital Expenditures	<u>\$ -</u>	<u>\$ -</u>	<u>\$ -</u>	-	<u>\$ -</u>	-
Total Program Budget	<u><u>\$ 258,400</u></u>	<u><u>\$ -</u></u>	<u><u>\$ -</u></u>	-	<u><u>\$ -</u></u>	-

Attachment: Exhibit A - Proposed Budget Book [Revision 2] (1488 : PUBLIC HEARING ESTABLISHING APPROPRIATIONS (?GANN?) LIMIT FOR

City of Moreno Valley
FY 2015/16 - FY 2016/17 Proposed Budget
Program Detail

PROGRAM NAME: Zone D Standard Landscape Maint. FUND: 5111

PROGRAM NUMBER: 25704

PROGRAM OBJECTIVE: Monitor residential tracts supporting parkway landscaping to assure orderly development and maintenance of standard landscape services for the residents in Zone D.

BUDGET SUMMARY:

	<u>2013/14</u>	<u>2014/15</u>	<u>2015/16</u>		<u>2016/17</u>	
	Actual	Amended	Proposed Budget	% Increase/ (Decrease) over/(under) 2014/15 Amended	Proposed Budget	% Increase/ (Decrease) over/(under) 2015/16 Proposed
<u>Operating Expenditures</u>						
Personnel Services	\$ 185,730	\$ 208,670	\$ 193,937	-7.1%	\$ 193,937	0.0%
Contractual Services	617,320	819,700	849,915	3.7%	875,790	3.0%
Material & Supplies	15,976	32,200	26,750	-16.9%	26,750	0.0%
Debt Service	-	-	-	-	-	-
Fixed Charges	223,844	177,578	108,084	-39.1%	108,239	0.1%
Transfers Out	-	-	-	-	-	-
Total Operating Expenditures	<u>\$ 1,042,870</u>	<u>\$ 1,238,148</u>	<u>\$ 1,178,686</u>	-4.8%	<u>\$ 1,204,716</u>	2.2%
<u>Capital Expenditures</u>						
Fixed Assets	\$ -	\$ -	\$ -	-	\$ -	-
Total Capital Expenditures	<u>\$ -</u>	<u>\$ -</u>	<u>\$ -</u>	-	<u>\$ -</u>	-
Total Program Budget	<u><u>\$ 1,042,870</u></u>	<u><u>\$ 1,238,148</u></u>	<u><u>\$ 1,178,686</u></u>	-4.8%	<u><u>\$ 1,204,716</u></u>	2.2%

**City of Moreno Valley
FY 2015/16 - FY 2016/17 Proposed Budget
Program Detail**

PROGRAM NAME: Zone D Standard Landscape Maint. FUND: 5111
 PROGRAM NUMBER: 95111
 PROGRAM OBJECTIVE: To provide orderly development and maintenance of standard landscape services for the residents in Zone D.

BUDGET SUMMARY:

	<u>2013/14</u>	<u>2014/15</u>	<u>2015/16</u>		<u>2016/17</u>	
	<u>Actual</u>	<u>Amended</u>	<u>Proposed Budget</u>	% Increase/ (Decrease) over/(under) 2014/15 Amended	<u>Proposed Budget</u>	% Increase/ (Decrease) over/(under) 2015/16 Proposed
<u>Operating Expenditures</u>						
Personnel Services	\$ -	\$ -	\$ -	-	\$ -	-
Contractual Services	-	-	-	-	-	-
Material & Supplies	-	-	-	-	-	-
Debt Service	-	-	-	-	-	-
Fixed Charges	-	-	-	-	-	-
Transfers Out	-	-	49,992	-	-	-100.0%
Total Operating Expenditures	\$ -	\$ -	\$ 49,992	-	\$ -	-100.0%
<u>Capital Expenditures</u>						
Fixed Assets	\$ -	\$ -	\$ -	-	\$ -	-
Total Capital Expenditures	\$ -	\$ -	\$ -	-	\$ -	-
Total Program Budget	\$ -	\$ -	\$ 49,992	-	\$ -	-100.0%

Attachment: Exhibit A - Proposed Budget Book [Revision 2] (1488 : PUBLIC HEARING ESTABLISHING APPROPRIATIONS (?GANN?) LIMIT FOR

**City of Moreno Valley
FY 2015/16 - FY 2016/17 Proposed Budget
Program Detail**

PROGRAM NAME: Zone M FUND: 5112

PROGRAM NUMBER: 25719

PROGRAM OBJECTIVE: To provide orderly development and maintenance of medians within the City of Moreno Valley designated as Zone M.

BUDGET SUMMARY:

	<u>2013/14</u>	<u>2014/15</u>	<u>2015/16</u>		<u>2016/17</u>	
	Actual	Amended	Proposed Budget	% Increase/ (Decrease) over/(under) 2014/15 Amended	Proposed Budget	% Increase/ (Decrease) over/(under) 2015/16 Proposed
<u>Operating Expenditures</u>						
Personnel Services	\$ 60,089	\$ 21,556	\$ 16,720	-22.4%	\$ 16,720	0.0%
Contractual Services	153,012	217,900	161,200	-26.0%	165,800	2.9%
Material & Supplies	1,999	8,500	8,400	-1.2%	8,400	0.0%
Debt Service	-	-	-	-	-	-
Fixed Charges	29,620	35,238	8,806	-75.0%	8,820	0.2%
Transfers Out	-	-	-	-	-	-
Total Operating Expenditures	<u>\$ 244,721</u>	<u>\$ 283,194</u>	<u>\$ 195,126</u>	-31.1%	<u>\$ 199,740</u>	2.4%
<u>Capital Expenditures</u>						
Fixed Assets	\$ -	\$ -	\$ -	-	\$ -	-
Total Capital Expenditures	<u>\$ -</u>	<u>\$ -</u>	<u>\$ -</u>	-	<u>\$ -</u>	-
Total Program Budget	<u><u>\$ 244,721</u></u>	<u><u>\$ 283,194</u></u>	<u><u>\$ 195,126</u></u>	-31.1%	<u><u>\$ 199,740</u></u>	2.4%

**City of Moreno Valley
FY 2015/16 - FY 2016/17 Proposed Budget
Program Detail**

PROGRAM NAME: CFD #1 FUND: 5113
 PROGRAM NUMBER: 35216
 PROGRAM OBJECTIVE: Community Facilities District #1 provides funding for maintenance of new parks, trails, and Class I bikeways.

BUDGET SUMMARY:

	<u>2013/14</u>	<u>2014/15</u>	<u>2015/16</u>		<u>2016/17</u>	
	Actual	Amended	Proposed Budget	% Increase/ (Decrease) over/(under) 2014/15 Amended	Proposed Budget	% Increase/ (Decrease) over/(under) 2015/16 Proposed
<u>Operating Expenditures</u>						
Personnel Services	\$ 495,554	\$ 542,374	\$ 654,356	20.6%	\$ 669,346	2.3%
Contractual Services	373,457	430,440	488,944	13.6%	519,089	6.2%
Material & Supplies	93,213	111,390	122,750	10.2%	135,350	10.3%
Debt Service	-	-	-	-	-	-
Fixed Charges	160,754	131,139	144,431	10.1%	144,431	0.0%
Transfers Out	-	-	-	-	-	-
Total Operating Expenditures	\$ 1,122,978	\$ 1,215,343	\$ 1,410,481	16.1%	\$ 1,468,216	4.1%
<u>Capital Expenditures</u>						
Fixed Assets	\$ -	\$ -	\$ -	-	\$ -	-
Total Capital Expenditures	\$ -	\$ -	\$ -	-	\$ -	-
Total Program Budget	\$ 1,122,978	\$ 1,215,343	\$ 1,410,481	16.1%	\$ 1,468,216	4.1%

Attachment: Exhibit A - Proposed Budget Book [Revision 2] (1488 : PUBLIC HEARING ESTABLISHING APPROPRIATIONS (?GANN?) LIMIT FOR

**City of Moreno Valley
FY 2015/16 - FY 2016/17 Proposed Budget
Program Detail**

PROGRAM NAME: Non-Dept CFD #1 FUND: 5113
 PROGRAM NUMBER: 95113
 PROGRAM OBJECTIVE: Community Facilities District #1 provides funding for maintenance of new parks, trails, and Class I bikeways.

BUDGET SUMMARY:

	<u>2013/14</u>	<u>2014/15</u>	<u>2015/16</u>		<u>2016/17</u>	
	Actual	Amended	Proposed Budget	% Increase/ (Decrease) over/(under) 2014/15 Amended	Proposed Budget	% Increase/ (Decrease) over/(under) 2015/16 Proposed
<u>Operating Expenditures</u>						
Personnel Services	\$ 6,811	\$ -	\$ -	-	\$ -	-
Contractual Services	-	-	-	-	-	-
Material & Supplies	-	-	-	-	-	-
Debt Service	-	-	-	-	-	-
Fixed Charges	-	-	-	-	-	-
Transfers Out	-	-	-	-	-	-
Total Operating Expenditures	\$ 6,811	\$ -	\$ -	-	\$ -	-
<u>Capital Expenditures</u>						
Fixed Assets	\$ -	\$ -	\$ -	-	\$ -	-
Total Capital Expenditures	\$ -	\$ -	\$ -	-	\$ -	-
Total Program Budget	\$ 6,811	\$ -	\$ -	-	\$ -	-

Attachment: Exhibit A - Proposed Budget Book [Revision 2] (1488 : PUBLIC HEARING ESTABLISHING APPROPRIATIONS (?GANN?) LIMIT FOR

**City of Moreno Valley
FY 2015/16 - FY 2016/17 Proposed Budget
Program Detail**

PROGRAM NAME: Zone S

FUND: 5114

PROGRAM NUMBER: 25720

PROGRAM OBJECTIVE: To provide orderly development and maintenance of extensive landscape services for commercial sites on Sunnymead Blvd.

BUDGET SUMMARY:

	<u>2013/14</u>	<u>2014/15</u>	<u>2015/16</u>		<u>2016/17</u>	
	Actual	Amended	Proposed Budget	% Increase/ (Decrease) over/(under) 2014/15 Amended	Proposed Budget	% Increase/ (Decrease) over/(under) 2015/16 Proposed
<u>Operating Expenditures</u>						
Personnel Services	\$ 5,463	\$ 6,222	\$ 4,258	-31.6%	\$ 4,258	0.0%
Contractual Services	30,571	74,900	42,700	-43.0%	43,800	2.6%
Material & Supplies	95	1,200	1,200	0.0%	1,200	0.0%
Debt Service	-	-	-	-	-	-
Fixed Charges	11,293	13,433	5,188	-61.4%	5,191	0.1%
Transfers Out	-	-	-	-	-	-
Total Operating Expenditures	\$ 47,422	\$ 95,755	\$ 53,346	-44.3%	\$ 54,449	2.1%
<u>Capital Expenditures</u>						
Fixed Assets	\$ -	\$ -	\$ -	-	\$ -	-
Total Capital Expenditures	\$ -	\$ -	\$ -	-	\$ -	-
Total Program Budget	\$ 47,422	\$ 95,755	\$ 53,346	-44.3%	\$ 54,449	2.1%

**City of Moreno Valley
FY 2015/16 - FY 2016/17 Proposed Budget
Program Detail**

PROGRAM NAME: Parks & Comm Svcs - Admin FUND: 5211
 PROGRAM NUMBER: 35010
 PROGRAM OBJECTIVE: To administer the Parks and Community Services department assets.

BUDGET SUMMARY:

	<u>2013/14</u>	<u>2014/15</u>	<u>2015/16</u>		<u>2016/17</u>	
	Actual	Amended	Proposed Budget	% Increase/ (Decrease) over/(under) 2014/15 Amended	Proposed Budget	% Increase/ (Decrease) over/(under) 2015/16 Proposed
<u>Operating Expenditures</u>						
Personnel Services	\$ -	\$ -	\$ -	-	\$ -	-
Contractual Services	-	-	-	-	-	-
Material & Supplies	-	215,626	30,000	-86.1%	-	-100.0%
Debt Service	-	-	-	-	-	-
Fixed Charges	-	-	-	-	-	-
Transfers Out	-	-	-	-	-	-
Total Operating Expenditures	\$ -	\$ 215,626	\$ 30,000	-86.1%	\$ -	-100.0%
<u>Capital Expenditures</u>						
Fixed Assets	\$ -	\$ -	\$ -	-	\$ -	-
Total Capital Expenditures	\$ -	\$ -	\$ -	-	\$ -	-
Total Program Budget	\$ -	\$ 215,626	\$ 30,000	-86.1%	\$ -	-100.0%

Attachment: Exhibit A - Proposed Budget Book [Revision 2] (1488 : PUBLIC HEARING ESTABLISHING APPROPRIATIONS (?GANN?) LIMIT FOR

**City of Moreno Valley
FY 2015/16 - FY 2016/17 Proposed Budget
Program Detail**

PROGRAM NAME: Park Maintenance - General FUND: 5211
 PROGRAM NUMBER: 35210
 PROGRAM OBJECTIVE: To oversee and maintain parks in a safe and aesthetically pleasing manner.

BUDGET SUMMARY:

	<u>2013/14</u>	<u>2014/15</u>	<u>2015/16</u>		<u>2016/17</u>	
	Actual	Amended	Proposed Budget	% Increase/ (Decrease) over/(under) 2014/15 Amended	Proposed Budget	% Increase/ (Decrease) over/(under) 2015/16 Proposed
<u>Operating Expenditures</u>						
Personnel Services	\$ -	\$ -	\$ -	-	\$ -	-
Contractual Services	-	-	-	-	-	-
Material & Supplies	-	130,000	-	-100.0%	-	-
Debt Service	-	-	-	-	-	-
Fixed Charges	-	-	-	-	-	-
Transfers Out	-	-	-	-	-	-
Total Operating Expenditures	\$ -	\$ 130,000	\$ -	-100.0%	\$ -	-
<u>Capital Expenditures</u>						
Fixed Assets	\$ -	\$ -	\$ -	-	\$ -	-
Total Capital Expenditures	\$ -	\$ -	\$ -	-	\$ -	-
Total Program Budget	\$ -	\$ 130,000	\$ -	-100.0%	\$ -	-

Attachment: Exhibit A - Proposed Budget Book [Revision 2] (1488 : PUBLIC HEARING ESTABLISHING APPROPRIATIONS (?GANN?) LIMIT FOR

**City of Moreno Valley
2015/16 Proposed Budget
Revenue Expense Summary
Successor Agency**

	4800 Successor Agency Admin Fund	4851 Sucsr Agency Debt Service	Grand Total
Revenues:			
Taxes:			
Property Tax	\$ 5,395,317	\$ -	\$ 5,395,317
Property Tax in-lieu	-	-	-
Utility Users Tax	-	-	-
Sales Tax	-	-	-
Other Taxes	-	-	-
State Gasoline Tax	-	-	-
Licenses & Permits	-	-	-
Intergovernmental	-	-	-
Charges for Services	-	-	-
Use of Money & Property	3,150	-	3,150
Fines & Forfeitures	-	-	-
Miscellaneous	-	-	-
Total Revenues	5,398,467	-	5,398,467
Expenditures:			
Personnel Services	\$ 88,954	\$ -	\$ 88,954
Contractual Services	175,563	5,200	180,763
Material & Supplies	2,800	-	2,800
Debt Service	1,400,000	2,245,000	3,645,000
Fixed Charges	7,000	-	7,000
Fixed Assets	-	-	-
Total Expenditures	1,674,317	2,250,200	3,924,517
<i>Excess (Deficiency) of Revenues Over (Under) Expenditures</i>	<i>3,724,150</i>	<i>(2,250,200)</i>	<i>1,473,950</i>
Transfers:			
Transfers In	\$ -	\$ -	\$ -
Transfers Out	(1,470,000)	-	(1,470,000)
Net Transfers	(1,470,000)	-	(1,470,000)
Total Revenues & Transfers In	5,398,467	-	5,398,467
Total Expenditures & Transfers Out	(3,144,317)	(2,250,200)	(5,394,517)
Net Change or Adopted Use of Fund Balance	\$ 2,254,150	\$ (2,250,200)	\$ 3,950

Attachment: Exhibit A - Proposed Budget Book [Revision 2] (1488 : PUBLIC HEARING ESTABLISHING APPROPRIATIONS (?GANN?) LIMIT FOR

**City of Moreno Valley
2016/17 Proposed Budget
Revenue Expense Summary
Successor Agency**

	4800 Successor Agency Admin Fund	4851 Sucsr Agncy Debt Service	Grand Total
Revenues:			
Taxes:			
Property Tax	\$ 5,395,317	\$ -	\$ 5,395,317
Property Tax in-lieu	-	-	-
Utility Users Tax	-	-	-
Sales Tax	-	-	-
Other Taxes	-	-	-
State Gasoline Tax	-	-	-
Licenses & Permits	-	-	-
Intergovernmental	-	-	-
Charges for Services	-	-	-
Use of Money & Property	1,575	-	1,575
Fines & Forfeitures	-	-	-
Miscellaneous	-	-	-
Total Revenues	5,396,892	-	5,396,892
Expenditures:			
Personnel Services	\$ 89,725	\$ -	\$ 89,725
Contractual Services	174,792	5,200	179,992
Material & Supplies	2,800	-	2,800
Debt Service	1,400,000	2,246,000	3,646,000
Fixed Charges	7,000	-	7,000
Fixed Assets	-	-	-
Total Expenditures	1,674,317	2,251,200	3,925,517
<i>Excess (Deficiency) of Revenues Over (Under) Expenditures</i>	<i>3,722,575</i>	<i>(2,251,200)</i>	<i>1,471,375</i>
Transfers:			
Transfers In	\$ -	\$ -	\$ -
Transfers Out	(1,470,000)	-	(1,470,000)
Net Transfers	(1,470,000)	-	(1,470,000)
Total Revenues & Transfers In	5,396,892	-	5,396,892
Total Expenditures & Transfers Out	(3,144,317)	(2,251,200)	(5,395,517)
Net Change or Adopted Use of Fund Balance	\$ 2,252,575	\$ (2,251,200)	\$ 1,375

Attachment: Exhibit A - Proposed Budget Book [Revision 2] (1488 : PUBLIC HEARING ESTABLISHING APPROPRIATIONS (?GANN?) LIMIT FOR

**City of Moreno Valley
2015/16 - 2016/17 Proposed Budget
SUCCESSOR AGENCY PROGRAM SUMMARY**

		2012/13	2013/14	2014/15	2015/16	Increase (Decrease) over/(under) 2014/15 Amended	2016/17	Increase (Decrease) over/(under) 2015/16 Proposed
		Actual	Actual	Amended Budget	Proposed Budget		Proposed Budget	Proposed
4800 SUCCESSOR AGENCY ADMIN FUND	20801 Successor Agency Admin	277,841.53	243,456.97	250,000.00	250,000.00	-	250,000.00	-
	20802 Successor Agency Operating Fund	1,677,405.25	1,226,532.03	2,070,148.00	1,424,317.00	(645,831.00)	1,424,317.00	-
	94800 Non-Dept Successor Agency Admin	2,811,741.00	6,128,483.86	2,300,258.00	1,470,000.00	(830,258.00)	1,470,000.00	-
4810 HOUSING ASSET FUND	94810 Non-Dept Housing Asset Fund	-	3,602,123.18	-	-	-	-	-
4820 SUCCESSOR AGENCY CAP PROJ	20842 Expend Close to Bal Sheet - 8150	-	(72,657.38)	-	-	-	-	-
	80001 CIP - Street Improvements	(526,449.35)	(63,168.17)	-	-	-	-	-
	80004 CIP - Drainage/Sewers/WaterLines	54,659.38	(65,431.60)	-	-	-	-	-
	94820 Non-Dept Succ Agency Cap Project	11,751,036.03	27,346,879.61	-	-	-	-	-
4821 SUCCESSOR AGENCY 2007 TABS A CAP	80001 CIP - Street Improvements	82,066.66	-	-	-	-	-	-
	80002 CIP - Bridges	(366,361.52)	-	-	-	-	-	-
	80003 CIP - Buildings	1,451,835.76	-	-	-	-	-	-
	80004 CIP - Drainage/Sewers/WaterLines	94,278.04	-	-	-	-	-	-
4851 SUCSR AGENCY DEBT SERVICE	20830 Successor Agy 2007 TABS A Debt S	2,038,225.08	2,026,633.86	2,275,000.00	2,250,200.00	(24,800.00)	2,251,200.00	1,000.00
	94851 Non-Dept Succ Agy 2007 Debt Srv	(76,774.56)	(162,871.30)	-	-	-	-	-
		\$ 19,269,503	\$ 40,209,981	\$ 6,895,406	\$ 5,394,517	\$ (1,500,889)	\$ 5,395,517	\$ 1,000

**City of Moreno Valley
FY 2015/16 - FY 2016/17 Proposed Budget
Program Detail**

PROGRAM NAME: Successor Agency Administration FUND: 4800

PROGRAM NUMBER: 20801

PROGRAM OBJECTIVE: To pursue implementation of the City's Redevelopment Plan by expanding commercial development/employment opportunities, and through capital improvements that enhance the physical, social, and economic conditions in the Redevelopment Project Area.

BUDGET SUMMARY:

	<u>2013/14</u>	<u>2014/15</u>	<u>2015/16</u>		<u>2016/17</u>	
	Actual	Amended	Proposed Budget	% Increase/ (Decrease) over/(under) 2014/15 Amended	Proposed Budget	% Increase/ (Decrease) over/(under) 2015/16 Proposed
<u>Operating Expenditures</u>						
Personnel Services	\$ 170,061	\$ 203,253	\$ 88,954	-56.2%	\$ 89,725	0.9%
Contractual Services	63,566	36,947	151,246	309.4%	150,475	-0.5%
Material & Supplies	2,829	2,800	2,800	0.0%	2,800	0.0%
Debt Service	-	-	-	-	-	-
Fixed Charges	7,000	7,000	7,000	0.0%	7,000	0.0%
Transfers Out	-	-	-	-	-	-
Total Operating Expenditures	\$ 243,457	\$ 250,000	\$ 250,000	0.0%	\$ 250,000	0.0%
<u>Capital Expenditures</u>						
Fixed Assets	\$ -	\$ -	\$ -	-	\$ -	-
Total Capital Expenditures	\$ -	\$ -	\$ -	-	\$ -	-
Total Program Budget	\$ 243,457	\$ 250,000	\$ 250,000	0.0%	\$ 250,000	0.0%

Attachment: Exhibit A - Proposed Budget Book [Revision 2] (1488 : PUBLIC HEARING ESTABLISHING APPROPRIATIONS (?GANN?) LIMIT FOR

**City of Moreno Valley
FY 2015/16 - FY 2016/17 Proposed Budget
Program Detail**

PROGRAM NAME: Successor Agency Operating Fund FUND: 4800
 PROGRAM NUMBER: 20802
 PROGRAM OBJECTIVE: To provide appropriate funds for those activities that support the Successor Agency.

BUDGET SUMMARY:

	<u>2013/14</u>	<u>2014/15</u>	<u>2015/16</u>		<u>2016/17</u>	
	Actual	Amended	Proposed Budget	% Increase/ (Decrease) over/(under) 2014/15 Amended	Proposed Budget	% Increase/ (Decrease) over/(under) 2015/16 Proposed
<u>Operating Expenditures</u>						
Personnel Services	\$ -	\$ -	\$ -	-	\$ -	-
Contractual Services	36,789	24,317	24,317	0.0%	24,317	0.0%
Material & Supplies	-	-	-	-	-	-
Debt Service	1,189,743	2,045,831	1,400,000	-31.6%	1,400,000	0.0%
Fixed Charges	-	-	-	-	-	-
Transfers Out	-	-	-	-	-	-
Total Operating Expenditures	<u>\$ 1,226,532</u>	<u>\$ 2,070,148</u>	<u>\$ 1,424,317</u>	-31.2%	<u>\$ 1,424,317</u>	0.0%
<u>Capital Expenditures</u>						
Fixed Assets	\$ -	\$ -	\$ -	-	\$ -	-
Total Capital Expenditures	<u>\$ -</u>	<u>\$ -</u>	<u>\$ -</u>	-	<u>\$ -</u>	-
Total Program Budget	<u><u>\$ 1,226,532</u></u>	<u><u>\$ 2,070,148</u></u>	<u><u>\$ 1,424,317</u></u>	-31.2%	<u><u>\$ 1,424,317</u></u>	0.0%

City of Moreno Valley
FY 2015/16 - FY 2016/17 Proposed Budget
Program Detail

PROGRAM NAME: Non-Dept Successor Agency Admin FUND: 4800

PROGRAM NUMBER: 94800

PROGRAM OBJECTIVE: To provide appropriate funds for those activities that support the Successor Agency and are not directly assignable to any one department or program.

BUDGET SUMMARY:

	<u>2013/14</u>	<u>2014/15</u>	<u>2015/16</u>		<u>2016/17</u>	
	Actual	Amended	Proposed Budget	% Increase/ (Decrease) over/(under) 2014/15 Amended	Proposed Budget	% Increase/ (Decrease) over/(under) 2015/16 Proposed
<u>Operating Expenditures</u>						
Personnel Services	\$ 1,079	\$ -	\$ -	-	\$ -	-
Contractual Services	-	-	-	-	-	-
Material & Supplies	-	-	-	-	-	-
Debt Service	-	-	-	-	-	-
Fixed Charges	4,347,877	-	-	-	-	-
Transfers Out	1,779,528	2,300,258	1,470,000	-36.1%	1,470,000	0.0%
Total Operating Expenditures	<u>\$ 6,128,484</u>	<u>\$ 2,300,258</u>	<u>\$ 1,470,000</u>	-36.1%	<u>\$ 1,470,000</u>	0.0%
<u>Capital Expenditures</u>						
Fixed Assets	\$ -	\$ -	\$ -	-	\$ -	-
Total Capital Expenditures	<u>\$ -</u>	<u>\$ -</u>	<u>\$ -</u>	-	<u>\$ -</u>	-
Total Program Budget	<u><u>\$ 6,128,484</u></u>	<u><u>\$ 2,300,258</u></u>	<u><u>\$ 1,470,000</u></u>	-36.1%	<u><u>\$ 1,470,000</u></u>	0.0%

Attachment: Exhibit A - Proposed Budget Book [Revision 2] (1488 : PUBLIC HEARING ESTABLISHING APPROPRIATIONS (?GANN?) LIMIT FOR

**City of Moreno Valley
FY 2015/16 - FY 2016/17 Proposed Budget
Program Detail**

PROGRAM NAME: Non-Dept Housing Asset Fund FUND: 4810
 PROGRAM NUMBER: 94810
 PROGRAM OBJECTIVE: To provide appropriate funds for those activities that support the Housing Assets.

BUDGET SUMMARY:

	<u>2013/14</u>	<u>2014/15</u>	<u>2015/16</u>		<u>2016/17</u>	
	Actual	Amended	Proposed Budget	% Increase/ (Decrease) over/(under) 2014/15 Amended	Proposed Budget	% Increase/ (Decrease) over/(under) 2015/16 Proposed
<u>Operating Expenditures</u>						
Personnel Services	\$ -	\$ -	\$ -	-	\$ -	-
Contractual Services	-	-	-	-	-	-
Material & Supplies	-	-	-	-	-	-
Debt Service	-	-	-	-	-	-
Fixed Charges	3,602,123	-	-	-	-	-
Transfers Out	-	-	-	-	-	-
Total Operating Expenditures	\$ 3,602,123	\$ -	\$ -	-	\$ -	-
<u>Capital Expenditures</u>						
Fixed Assets	\$ -	\$ -	\$ -	-	\$ -	-
Total Capital Expenditures	\$ -	\$ -	\$ -	-	\$ -	-
Total Program Budget	\$ 3,602,123	\$ -	\$ -	-	\$ -	-

Attachment: Exhibit A - Proposed Budget Book [Revision 2] (1488 : PUBLIC HEARING ESTABLISHING APPROPRIATIONS (?GANN?) LIMIT FOR

**City of Moreno Valley
FY 2015/16 - FY 2016/17 Proposed Budget
Program Detail**

PROGRAM NAME: Non-dept Successor Agency Cap Project FUND: 4820
 PROGRAM NUMBER: 94820
 PROGRAM OBJECTIVE: To provide appropriate funds for those activities that support the Fund and are not directly assignable to any one department or program.

BUDGET SUMMARY:

	<u>2013/14</u>	<u>2014/15</u>	<u>2015/16</u>		<u>2016/17</u>	
	Actual	Amended	Proposed Budget	% Increase/ (Decrease) over/(under) 2014/15 Amended	Proposed Budget	% Increase/ (Decrease) over/(under) 2015/16 Proposed
<u>Operating Expenditures</u>						
Personnel Services	\$ -	\$ -	\$ -	-	\$ -	-
Contractual Services	-	-	-	-	-	-
Material & Supplies	-	-	-	-	-	-
Debt Service	(8,392)	-	-	-	-	-
Fixed Charges	27,355,272	-	-	-	-	-
Transfers Out	-	-	-	-	-	-
Total Operating Expenditures	\$ 27,346,880	\$ -	\$ -	-	\$ -	-
<u>Capital Expenditures</u>						
Fixed Assets	\$ -	\$ -	\$ -	-	\$ -	-
Total Capital Expenditures	\$ -	\$ -	\$ -	-	\$ -	-
Total Program Budget	\$ 27,346,880	\$ -	\$ -	-	\$ -	-

Attachment: Exhibit A - Proposed Budget Book [Revision 2] (1488 : PUBLIC HEARING ESTABLISHING APPROPRIATIONS (?GANN?) LIMIT FOR

**City of Moreno Valley
FY 2015/16 - FY 2016/17 Proposed Budget
Program Detail**

PROGRAM NAME: Successor Agency 2007 TABS, Series A Debt Services FUND: 4851
 PROGRAM NUMBER: 20830
 PROGRAM OBJECTIVE: To account for the accumulation of resources for and the payment of principal and interest related to the 2007 Tax Allocation Bonds - Series A issued December, 2007.

BUDGET SUMMARY:

	<u>2013/14</u>	<u>2014/15</u>	<u>2015/16</u>		<u>2016/17</u>	
	Actual	Amended	Proposed Budget	% Increase/ (Decrease) over/(under) 2014/15 Amended	Proposed Budget	% Increase/ (Decrease) over/(under) 2015/16 Proposed
<u>Operating Expenditures</u>						
Personnel Services	\$ -	\$ -	\$ -	-	\$ -	-
Contractual Services	4,583	-	5,200	-	5,200	0.0%
Material & Supplies	-	-	-	-	-	-
Debt Service	2,022,051	2,275,000	2,245,000	-1.3%	2,246,000	0.0%
Fixed Charges	-	-	-	-	-	-
Transfers Out	-	-	-	-	-	-
Total Operating Expenditures	\$ 2,026,634	\$ 2,275,000	\$ 2,250,200	-1.1%	\$ 2,251,200	0.0%
<u>Capital Expenditures</u>						
Fixed Assets	\$ -	\$ -	\$ -	-	\$ -	-
Total Capital Expenditures	\$ -	\$ -	\$ -	-	\$ -	-
Total Program Budget	\$ 2,026,634	\$ 2,275,000	\$ 2,250,200	-1.1%	\$ 2,251,200	0.0%

Attachment: Exhibit A - Proposed Budget Book [Revision 2] (1488 : PUBLIC HEARING ESTABLISHING APPROPRIATIONS (?GANN?) LIMIT FOR

**City of Moreno Valley
FY 2015/16 - FY 2016/17 Proposed Budget
Program Detail**

PROGRAM NAME: Non-Dept Successor Agency 2007 Debt Service FUND: 4851
 PROGRAM NUMBER: 94851
 PROGRAM OBJECTIVE: To provide appropriate funds for those activities that support the Fund and are not directly assignable to any one department or program.

BUDGET SUMMARY:

	<u>2013/14</u>	<u>2014/15</u>	<u>2015/16</u>		<u>2016/17</u>	
	Actual	Amended	Proposed Budget	% Increase/ (Decrease) over/(under) 2014/15 Amended	Proposed Budget	% Increase/ (Decrease) over/(under) 2015/16 Proposed
<u>Operating Expenditures</u>						
Personnel Services	\$ -	\$ -	\$ -	-	\$ -	-
Contractual Services	-	-	-	-	-	-
Material & Supplies	-	-	-	-	-	-
Debt Service	(162,871)	-	-	-	-	-
Fixed Charges	-	-	-	-	-	-
Transfers Out	-	-	-	-	-	-
Total Operating Expenditures	\$ (162,871)	\$ -	\$ -	-	\$ -	-
<u>Capital Expenditures</u>						
Fixed Assets	\$ -	\$ -	\$ -	-	\$ -	-
Total Capital Expenditures	\$ -	\$ -	\$ -	-	\$ -	-
Total Program Budget	\$ (162,871)	\$ -	\$ -	-	\$ -	-

Attachment: Exhibit A - Proposed Budget Book [Revision 2] (1488 : PUBLIC HEARING ESTABLISHING APPROPRIATIONS (?GANN?) LIMIT FOR

**City of Moreno Valley
2015/16 Proposed Budget
Revenue Expense Summary
Housing Authority**

	8884 Housing Authority	Grand Total
Revenues:		
Taxes:		
Property Tax	\$ -	\$ -
Property Tax in-lieu	-	-
Utility Users Tax	-	-
Sales Tax	-	-
Other Taxes	-	-
State Gasoline Tax	-	-
Licenses & Permits	-	-
Intergovernmental	-	-
Charges for Services	-	-
Use of Money & Property	72,000	72,000
Fines & Forfeitures	-	-
Miscellaneous	-	-
Total Revenues	72,000	72,000
Expenditures:		
Personnel Services	\$ -	\$ -
Contractual Services	72,000	72,000
Material & Supplies	-	-
Debt Service	-	-
Fixed Charges	-	-
Fixed Assets	-	-
Total Expenditures	72,000	72,000
<i>Excess (Deficiency) of Revenues Over (Under) Expenditures</i>	-	-
Transfers:		
Transfers In	\$ -	\$ -
Transfers Out	-	-
Net Transfers	-	-
Total Revenues & Transfers In	72,000	72,000
Total Expenditures & Transfers Out	(72,000)	(72,000)
Net Change or Adopted Use of Fund Balance	\$ -	\$ -

Attachment: Exhibit A - Proposed Budget Book [Revision 2] (1488 : PUBLIC HEARING ESTABLISHING APPROPRIATIONS (?GANN?) LIMIT FOR

**City of Moreno Valley
2016/17 Proposed Budget
Revenue Expense Summary
Housing Authority**

	8884 Housing Authority	Grand Total
Revenues:		
Taxes:		
Property Tax	\$ -	\$ -
Property Tax in-lieu	-	-
Utility Users Tax	-	-
Sales Tax	-	-
Other Taxes	-	-
State Gasoline Tax	-	-
Licenses & Permits	-	-
Intergovernmental	-	-
Charges for Services	-	-
Use of Money & Property	72,000	72,000
Fines & Forfeitures	-	-
Miscellaneous	-	-
Total Revenues	72,000	72,000
Expenditures:		
Personnel Services	\$ -	\$ -
Contractual Services	72,000	72,000
Material & Supplies	-	-
Debt Service	-	-
Fixed Charges	-	-
Fixed Assets	-	-
Total Expenditures	72,000	72,000
<i>Excess (Deficiency) of Revenues Over (Under) Expenditures</i>	-	-
Transfers:		
Transfers In	\$ -	\$ -
Transfers Out	-	-
Net Transfers	-	-
Total Revenues & Transfers In	72,000	72,000
Total Expenditures & Transfers Out	(72,000)	(72,000)
Net Change or Adopted Use of Fund Balance	\$ -	\$ -

Attachment: Exhibit A - Proposed Budget Book [Revision 2] (1488 : PUBLIC HEARING ESTABLISHING APPROPRIATIONS (?GANN?) LIMIT FOR

**City of Moreno Valley
2015/16 - 2016/17 Proposed Budget
HOUSING AUTHORITY PROGRAM SUMMARY**

			2012/13	2013/14	2014/15	2015/16	Increase (Decrease) over/(under) 2014/15 Amended	2016/17	Increase (Decrease) over/(under) 2015/16 Proposed
			Actual	Actual	Amended Budget	Proposed Budget		Proposed Budget	
8884 HOUSING AUTHORITY	20601	Housing Authority	9,741.81	17,261.31	125,000.00	72,000.00	(53,000.00)	72,000.00	-
	98884	Non-Dept Housing Authority	-	38,754.43	-	-	-	-	-
			\$ 9,742	\$ 56,016	\$ 125,000	\$ 72,000	\$ (53,000)	\$ 72,000	\$ -

**City of Moreno Valley
FY 2015/16 - FY 2016/17 Proposed Budget
Program Detail**

PROGRAM NAME: Housing Authority FUND: 8884
 PROGRAM NUMBER: 20601

PROGRAM OBJECTIVE: To develop and implement housing programs and projects, resulting in the improvements and expansion of the City's affordable housing opportunities as they relate specifically to the Redevelopment area. Provide down-payment and rehabilitation assistance to low/moderate income homeowners, facilitate rehabilitation of single-family homes, provide assistance to develop new multi-family housing, develop single-family infill homes and rehabilitate existing multi-family housing to benefit low/moderate income families.

BUDGET SUMMARY:

	<u>2013/14</u>	<u>2014/15</u>	<u>2015/16</u>		<u>2016/17</u>	
	Actual	Amended	Proposed Budget	% Increase/ (Decrease) over/(under) 2014/15 Amended	Proposed Budget	% Increase/ (Decrease) over/(under) 2015/16 Proposed
<u>Operating Expenditures</u>						
Personnel Services	\$ 16,269	\$ 15,000	\$ -	-100.0%	\$ -	-
Contractual Services	992	110,000	72,000	-34.5%	72,000	0.0%
Material & Supplies	-	-	-	-	-	-
Debt Service	-	-	-	-	-	-
Fixed Charges	-	-	-	-	-	-
Transfers Out	-	-	-	-	-	-
Total Operating Expenditures	\$ 17,261	\$ 125,000	\$ 72,000	-42.4%	\$ 72,000	0.0%
<u>Capital Expenditures</u>						
Fixed Assets	\$ -	\$ -	\$ -	-	\$ -	-
Total Capital Expenditures	\$ -	\$ -	\$ -	-	\$ -	-
Total Program Budget	\$ 17,261	\$ 125,000	\$ 72,000	-42.4%	\$ 72,000	0.0%

Attachment: Exhibit A - Proposed Budget Book [Revision 2] (1488 : PUBLIC HEARING ESTABLISHING APPROPRIATIONS (?GANN?)) LIMIT FOR

**City of Moreno Valley
FY 2015/16 - FY 2016/17 Proposed Budget
Program Detail**

PROGRAM NAME: Non-Dept Housing Authority

FUND: 8884


PROGRAM NUMBER: 98884

PROGRAM OBJECTIVE: To provide appropriate funds for those activities that support the Housing Authority and are not directly assignable to any one department or program.

BUDGET SUMMARY:

	<u>2013/14</u>	<u>2014/15</u>	<u>2015/16</u>		<u>2016/17</u>	
	Actual	Amended	Proposed Budget	% Increase/ (Decrease) over/(under) 2014/15 Amended	Proposed Budget	% Increase/ (Decrease) over/(under) 2015/16 Proposed
<u>Operating Expenditures</u>						
Personnel Services	\$ -	\$ -	\$ -	-	\$ -	-
Contractual Services	-	-	-	-	-	-
Material & Supplies	-	-	-	-	-	-
Debt Service	-	-	-	-	-	-
Fixed Charges	38,754	-	-	-	-	-
Transfers Out	-	-	-	-	-	-
Total Operating Expenditures	\$ 38,754	\$ -	\$ -	-	\$ -	-
<u>Capital Expenditures</u>						
Fixed Assets	\$ -	\$ -	\$ -	-	\$ -	-
Total Capital Expenditures	\$ -	\$ -	\$ -	-	\$ -	-
Total Program Budget	\$ 38,754	\$ -	\$ -	-	\$ -	-

Attachment: Exhibit A - Proposed Budget Book [Revision 2] (1488 : PUBLIC HEARING ESTABLISHING APPROPRIATIONS (?GANN?) LIMIT FOR



**City of Moreno Valley
2015/16 Proposed Budget
Revenue Expense Summary
Special Revenue Funds**

	2000 State Gas Tax	2001 Measure A	2005 Air Quality Management	2006 Spec Dist Admin
Revenues:				
Taxes:				
Property Tax	\$ -	\$ -	\$ -	\$ -
Property Tax in-lieu	-	-	-	-
Utility Users Tax	-	-	-	-
Sales Tax	-	-	-	-
Other Taxes	-	-	-	-
State Gasoline Tax	4,292,910	-	-	-
Licenses & Permits	-	-	-	-
Intergovernmental	-	3,694,000	220,000	-
Charges for Services	-	-	-	679,449
Use of Money & Property	1,000	105,000	7,000	(1,000)
Fines & Forfeitures	-	-	-	-
Miscellaneous	1,000	11,500	-	-
Total Revenues	4,294,910	3,810,500	227,000	678,449
Expenditures:				
Personnel Services	\$ 2,927,553	\$ 1,412,425	\$ 168,269	\$ 415,831
Contractual Services	125,533	179,875	15,650	222,232
Material & Supplies	385,105	199,798	9,350	9,700
Debt Service	-	10,600	-	-
Fixed Charges	648,276	324,258	9,103	203,186
Fixed Assets	-	1,582,000	30,000	-
Total Expenditures	4,086,467	3,708,956	232,372	850,949
<i>Excess (Deficiency) of Revenues Over (Under) Expenditures</i>	208,443	101,544	(5,372)	(172,500)
Transfers:				
Transfers In	\$ 160,000	\$ -	\$ -	\$ -
Transfers Out	(50,000)	(2,083,000)	-	-
Net Transfers	110,000	(2,083,000)	-	-
Total Revenues & Transfers In	4,454,910	3,810,500	227,000	678,449
Total Expenditures & Transfers Out	(4,136,467)	(5,791,956)	(232,372)	(850,949)
Net Change or Adopted Use of Fund Balance	\$ 318,443	\$ (1,981,456)	\$ (5,372)	\$ (172,500)

Attachment: Exhibit A - Proposed Budget Book [Revision 2] (1488 : PUBLIC HEARING ESTABLISHING APPROPRIATIONS (?GANN?) LIMIT FOR

**City of Moreno Valley
2015/16 Proposed Budget
Revenue Expense Summary
Special Revenue Funds**

	2007 Storm Water Maintenance	2008 Storm Water Management	2010 Cfd #4M	2011 Pub/Educ/Gov t Access Prog Fd
Revenues:				
Taxes:				
Property Tax	\$ -	\$ -	\$ -	\$ -
Property Tax in-lieu	-	-	-	-
Utility Users Tax	-	-	-	-
Sales Tax	-	-	-	-
Other Taxes	-	-	-	-
State Gasoline Tax	-	-	-	-
Licenses & Permits	-	-	-	-
Intergovernmental	-	-	-	-
Charges for Services	390,000	714,940	41,400	-
Use of Money & Property	-	-	81	-
Fines & Forfeitures	-	-	-	-
Miscellaneous	-	-	-	565,000
Total Revenues	390,000	714,940	41,481	565,000
Expenditures:				
Personnel Services	\$ 264,234	\$ 365,908	\$ -	\$ 303,079
Contractual Services	4,500	201,400	26,500	84,000
Material & Supplies	87,400	6,800	-	29,300
Debt Service	-	-	-	-
Fixed Charges	40,630	67,024	7,315	236,461
Fixed Assets	-	-	-	-
Total Expenditures	396,764	641,132	33,815	652,840
<i>Excess (Deficiency) of Revenues Over (Under) Expenditures</i>	(6,764)	73,808	7,666	(87,840)
Transfers:				
Transfers In	\$ 50,000	\$ 223	\$ -	\$ -
Transfers Out	-	-	-	-
Net Transfers	50,000	223	-	-
Total Revenues & Transfers In	440,000	715,163	41,481	565,000
Total Expenditures & Transfers Out	(396,764)	(641,132)	(33,815)	(652,840)
Net Change or Adopted Use of Fund Balance	\$ 43,236	\$ 74,031	\$ 7,666	\$ (87,840)

Attachment: Exhibit A - Proposed Budget Book [Revision 2] (1488 : PUBLIC HEARING ESTABLISHING APPROPRIATIONS (?GANN?) LIMIT FOR

**City of Moreno Valley
2015/16 Proposed Budget
Revenue Expense Summary
Special Revenue Funds**

	2012 Strategy Plan Grant/Sce	2013 Civil Penalties	2014 Emergency Services Agency Fines	2050 CFD 2014-01
Revenues:				
Taxes:				
Property Tax	\$ -	\$ -	\$ -	\$ -
Property Tax in-lieu	-	-	-	-
Utility Users Tax	-	-	-	-
Sales Tax	-	-	-	-
Other Taxes	-	-	-	40,000
State Gasoline Tax	-	-	-	-
Licenses & Permits	-	-	-	-
Intergovernmental	20,000	-	40,000	-
Charges for Services	-	-	-	1,000
Use of Money & Property	-	4,000	4,000	100
Fines & Forfeitures	-	60,000	-	-
Miscellaneous	-	-	-	-
Total Revenues	20,000	64,000	44,000	41,100
Expenditures:				
Personnel Services	\$ 20,000	\$ 71,858	\$ -	\$ 1,503
Contractual Services	-	30,000	-	12,200
Material & Supplies	-	-	44,000	400
Debt Service	-	-	-	-
Fixed Charges	-	1,466	-	708
Fixed Assets	-	-	-	-
Total Expenditures	20,000	103,324	44,000	14,811
<i>Excess (Deficiency) of Revenues Over (Under) Expenditures</i>	-	(39,324)	-	26,289
Transfers:				
Transfers In	\$ -	\$ -	\$ -	\$ -
Transfers Out	-	-	-	-
Net Transfers	-	-	-	-
Total Revenues & Transfers In	20,000	64,000	44,000	41,100
Total Expenditures & Transfers Out	(20,000)	(103,324)	(44,000)	(14,811)
Net Change or Adopted Use of Fund Balance	\$ -	\$ (39,324)	\$ -	\$ 26,289

Attachment: Exhibit A - Proposed Budget Book [Revision 2] (1488 : PUBLIC HEARING ESTABLISHING APPROPRIATIONS (?GANN?) LIMIT FOR

City of Moreno Valley
2015/16 Proposed Budget
Revenue Expense Summary
Special Revenue Funds

	2200 Beverage Container Recycling	2201 Child Care Grant	2202 ASES Program Grant	2207 Oil Payment Grant
Revenues:				
Taxes:				
Property Tax	\$ -	\$ -	\$ -	\$ -
Property Tax in-lieu	-	-	-	-
Utility Users Tax	-	-	-	-
Sales Tax	-	-	-	-
Other Taxes	-	-	-	-
State Gasoline Tax	-	-	-	-
Licenses & Permits	-	-	-	-
Intergovernmental	55,000	627,054	5,079,900	52,583
Charges for Services	-	20,000	-	-
Use of Money & Property	-	-	5,000	-
Fines & Forfeitures	-	-	-	-
Miscellaneous	-	-	1,693,300	-
Total Revenues	55,000	647,054	6,778,200	52,583
Expenditures:				
Personnel Services	\$ 35,733	\$ 515,288	\$ 102,660	\$ 35,734
Contractual Services	19,267	31,020	6,649,241	16,849
Material & Supplies	-	42,100	20,043	-
Debt Service	-	-	-	-
Fixed Charges	-	58,646	6,256	-
Fixed Assets	-	-	-	-
Total Expenditures	55,000	647,054	6,778,200	52,583
<i>Excess (Deficiency) of Revenues Over (Under) Expenditures</i>	-	-	-	-
Transfers:				
Transfers In	\$ -	\$ -	\$ -	\$ -
Transfers Out	-	-	-	-
Net Transfers	-	-	-	-
Total Revenues & Transfers In	55,000	647,054	6,778,200	52,583
Total Expenditures & Transfers Out	(55,000)	(647,054)	(6,778,200)	(52,583)
Net Change or Adopted Use of Fund Balance	\$ -	\$ -	\$ -	\$ -

Attachment: Exhibit A - Proposed Budget Book [Revision 2] (1488 : PUBLIC HEARING ESTABLISHING APPROPRIATIONS (?GANN?) LIMIT FOR

**City of Moreno Valley
2015/16 Proposed Budget
Revenue Expense Summary
Special Revenue Funds**

	2300 Miscellaneous Grants	2301 Capital Projects Grants	2410 Slesf Grants	2503 Empg- Emergency Mgmt Grant
Revenues:				
Taxes:				
Property Tax	\$ -	\$ -	\$ -	\$ -
Property Tax in-lieu	-	-	-	-
Utility Users Tax	-	-	-	-
Sales Tax	-	-	-	-
Other Taxes	-	-	-	-
State Gasoline Tax	-	-	-	-
Licenses & Permits	-	-	-	-
Intergovernmental	375,624	5,747,840	325,000	75,700
Charges for Services	-	-	-	-
Use of Money & Property	-	-	-	-
Fines & Forfeitures	-	-	-	-
Miscellaneous	-	-	-	-
Total Revenues	375,624	5,747,840	325,000	75,700
Expenditures:				
Personnel Services	\$ -	\$ -	\$ -	\$ 67,529
Contractual Services	375,624	-	325,000	573
Material & Supplies	-	-	-	7,598
Debt Service	-	-	-	-
Fixed Charges	-	-	-	-
Fixed Assets	-	-	-	-
Total Expenditures	375,624	-	325,000	75,700
<i>Excess (Deficiency) of Revenues Over (Under) Expenditures</i>	-	5,747,840	-	-
Transfers:				
Transfers In	\$ -	\$ -	\$ -	\$ -
Transfers Out	-	-	-	-
Net Transfers	-	-	-	-
Total Revenues & Transfers In	375,624	5,747,840	325,000	75,700
Total Expenditures & Transfers Out	(375,624)	-	(325,000)	(75,700)
Net Change or Adopted Use of Fund Balance	\$ -	\$ 5,747,840	\$ -	\$ -

Attachment: Exhibit A - Proposed Budget Book [Revision 2] (1488 : PUBLIC HEARING ESTABLISHING APPROPRIATIONS (?GANN?) LIMIT FOR

**City of Moreno Valley
2015/16 Proposed Budget
Revenue Expense Summary
Special Revenue Funds**

	2506 Home(Federal)	2507 Neighborhood Stabilization Prog	2512 Comm Dev Block Grant (Cdbg)	2800 Scag Article 3 Fund
Revenues:				
Taxes:				
Property Tax	\$ -	\$ -	\$ -	\$ -
Property Tax in-lieu	-	-	-	-
Utility Users Tax	-	-	-	-
Sales Tax	-	-	-	-
Other Taxes	-	-	-	-
State Gasoline Tax	-	-	-	-
Licenses & Permits	-	-	-	-
Intergovernmental	516,846	240,934	2,280,484	250,000
Charges for Services	-	-	-	-
Use of Money & Property	-	-	-	-
Fines & Forfeitures	-	-	-	-
Miscellaneous	-	-	-	-
Total Revenues	516,846	240,934	2,280,484	250,000
Expenditures:				
Personnel Services	\$ 34,434	\$ 229,118	\$ 575,785	\$ -
Contractual Services	465,198	-	844,479	-
Material & Supplies	-	-	600	-
Debt Service	-	-	-	-
Fixed Charges	17,214	11,816	17,601	-
Fixed Assets	-	-	840,000	-
Total Expenditures	516,846	240,934	2,278,465	-
<i>Excess (Deficiency) of Revenues Over (Under) Expenditures</i>	-	-	2,019	250,000
Transfers:				
Transfers In	\$ -	\$ -	\$ -	\$ -
Transfers Out	-	-	-	-
Net Transfers	-	-	-	-
Total Revenues & Transfers In	516,846	240,934	2,280,484	250,000
Total Expenditures & Transfers Out	(516,846)	(240,934)	(2,278,465)	-
Net Change or Adopted Use of Fund Balance	\$ -	\$ -	\$ 2,019	\$ 250,000

Attachment: Exhibit A - Proposed Budget Book [Revision 2] (1488 : PUBLIC HEARING ESTABLISHING APPROPRIATIONS (?GANN?) LIMIT FOR

**City of Moreno Valley
2015/16 Proposed Budget
Revenue Expense Summary
Special Revenue Funds**

	2901 Dif- Arterial Streets	2902 Dif- Traffic Signals	2903 Dif-Fire	2904 Dif- Police
Revenues:				
Taxes:				
Property Tax	\$ -	\$ -	\$ -	\$ -
Property Tax in-lieu	-	-	-	-
Utility Users Tax	-	-	-	-
Sales Tax	-	-	-	-
Other Taxes	-	-	-	-
State Gasoline Tax	-	-	-	-
Licenses & Permits	-	-	-	-
Intergovernmental	-	-	-	-
Charges for Services	71,200	17,700	55,000	-
Use of Money & Property	33,500	9,000	27,200	-
Fines & Forfeitures	-	-	-	-
Miscellaneous	-	-	-	-
Total Revenues	104,700	26,700	82,200	-
Expenditures:				
Personnel Services	\$ -	\$ -	\$ -	\$ -
Contractual Services	-	-	-	-
Material & Supplies	-	-	-	-
Debt Service	-	-	-	-
Fixed Charges	-	-	-	-
Fixed Assets	-	-	-	-
Total Expenditures	-	-	-	-
<i>Excess (Deficiency) of Revenues Over (Under) Expenditures</i>	104,700	26,700	82,200	-
Transfers:				
Transfers In	\$ 1,084,000	\$ -	\$ -	\$ -
Transfers Out	(1,084,000)	(120,000)	(248,000)	(657,000)
Net Transfers	-	(120,000)	(248,000)	(657,000)
Total Revenues & Transfers In	1,188,700	26,700	82,200	-
Total Expenditures & Transfers Out	(1,084,000)	(120,000)	(248,000)	(657,000)
Net Change or Adopted Use of Fund Balance	\$ 104,700	\$ (93,300)	\$ (165,800)	\$ (657,000)

Attachment: Exhibit A - Proposed Budget Book [Revision 2] (1488 : PUBLIC HEARING ESTABLISHING APPROPRIATIONS (?GANN?) LIMIT FOR

**City of Moreno Valley
2015/16 Proposed Budget
Revenue Expense Summary
Special Revenue Funds**

	2905 Dif- Parkland Facilities	2906 Dif- Quimby In- Lieu Park Fees	2907 Dif-Rec Center	2908 Dif- Library
Revenues:				
Taxes:				
Property Tax	\$ -	\$ -	\$ -	\$ -
Property Tax in-lieu	-	-	-	-
Utility Users Tax	-	-	-	-
Sales Tax	-	-	-	-
Other Taxes	-	-	-	-
State Gasoline Tax	-	-	-	-
Licenses & Permits	-	-	-	-
Intergovernmental	-	-	-	-
Charges for Services	200,000	30,000	60,000	52,100
Use of Money & Property	50,000	22,600	-	57,200
Fines & Forfeitures	-	-	-	-
Miscellaneous	-	-	-	-
Total Revenues	250,000	52,600	60,000	109,300
Expenditures:				
Personnel Services	\$ -	\$ -	\$ -	\$ -
Contractual Services	-	-	-	-
Material & Supplies	-	-	-	-
Debt Service	-	-	-	-
Fixed Charges	-	-	-	-
Fixed Assets	-	-	-	-
Total Expenditures	-	-	-	-
<i>Excess (Deficiency) of Revenues Over (Under) Expenditures</i>	250,000	52,600	60,000	109,300
Transfers:				
Transfers In	\$ 153,847	\$ 114,913	\$ -	\$ -
Transfers Out	(160,000)	(875,000)	-	-
Net Transfers	(6,153)	(760,087)	-	-
Total Revenues & Transfers In	403,847	167,513	60,000	109,300
Total Expenditures & Transfers Out	(160,000)	(875,000)	-	-
Net Change or Adopted Use of Fund Balance	\$ 243,847	\$ (707,487)	\$ 60,000	\$ 109,300

Attachment: Exhibit A - Proposed Budget Book [Revision 2] (1488 : PUBLIC HEARING ESTABLISHING APPROPRIATIONS (?GANN?) LIMIT FOR

**City of Moreno Valley
2015/16 Proposed Budget
Revenue Expense Summary
Special Revenue Funds**

	2909 Dif-City Hall	2910 Dif- Corporate Yard	2911 Dif- Interchange Improvement	2912 Dif- Maintenance Equipment
Revenues:				
Taxes:				
Property Tax	\$ -	\$ -	\$ -	\$ -
Property Tax in-lieu	-	-	-	-
Utility Users Tax	-	-	-	-
Sales Tax	-	-	-	-
Other Taxes	-	-	-	-
State Gasoline Tax	-	-	-	-
Licenses & Permits	-	-	-	-
Intergovernmental	-	-	-	-
Charges for Services	28,800	16,000	20,600	3,400
Use of Money & Property	25,700	500	20,500	800
Fines & Forfeitures	-	-	-	-
Miscellaneous	-	-	-	-
Total Revenues	54,500	16,500	41,100	4,200
Expenditures:				
Personnel Services	\$ -	\$ -	\$ -	\$ -
Contractual Services	-	-	-	-
Material & Supplies	-	-	-	-
Debt Service	-	-	-	-
Fixed Charges	-	-	-	-
Fixed Assets	-	-	-	-
Total Expenditures	-	-	-	-
<i>Excess (Deficiency) of Revenues Over (Under) Expenditures</i>	54,500	16,500	41,100	4,200
Transfers:				
Transfers In	\$ -	\$ -	\$ -	\$ -
Transfers Out	-	-	-	-
Net Transfers	-	-	-	-
Total Revenues & Transfers In	54,500	16,500	41,100	4,200
Total Expenditures & Transfers Out	-	-	-	-
Net Change or Adopted Use of Fund Balance	\$ 54,500	\$ 16,500	\$ 41,100	\$ 4,200

Attachment: Exhibit A - Proposed Budget Book [Revision 2] (1488 : PUBLIC HEARING ESTABLISHING APPROPRIATIONS (?GANN?) LIMIT FOR

**City of Moreno Valley
2015/16 Proposed Budget
Revenue Expense Summary
Special Revenue Funds**

	2913 Dif- Animal Shelter	3910 Celebration Park Endowment	3911 Equestrian Trail Endowment	3912 Rockridge Park Endowment
Revenues:				
Taxes:				
Property Tax	\$ -	\$ -	\$ -	\$ -
Property Tax in-lieu	-	-	-	-
Utility Users Tax	-	-	-	-
Sales Tax	-	-	-	-
Other Taxes	-	-	-	-
State Gasoline Tax	-	-	-	-
Licenses & Permits	-	-	-	-
Intergovernmental	-	-	-	-
Charges for Services	6,100	-	-	-
Use of Money & Property	-	1,000	200	2,000
Fines & Forfeitures	-	-	-	-
Miscellaneous	-	-	-	-
Total Revenues	6,100	1,000	200	2,000
Expenditures:				
Personnel Services	\$ -	\$ -	\$ -	\$ -
Contractual Services	-	-	-	-
Material & Supplies	-	-	200	-
Debt Service	-	-	-	-
Fixed Charges	-	-	-	-
Fixed Assets	-	-	-	-
Total Expenditures	-	-	200	-
<i>Excess (Deficiency) of Revenues Over (Under) Expenditures</i>	<i>6,100</i>	<i>1,000</i>	<i>-</i>	<i>2,000</i>
Transfers:				
Transfers In	\$ -	\$ -	\$ -	\$ -
Transfers Out	-	-	-	-
Net Transfers	-	-	-	-
Total Revenues & Transfers In	6,100	1,000	200	2,000
Total Expenditures & Transfers Out	-	-	(200)	-
Net Change or Adopted Use of Fund Balance	\$ 6,100	\$ 1,000	\$ -	\$ 2,000

**City of Moreno Valley
2015/16 Proposed Budget
Revenue Expense Summary
Special Revenue Funds**

	3913 Npdes Endowment Fund	4017 Arts Commission	4019 Cfd#5 Stoneridge	Grand Total
Revenues:				
Taxes:				
Property Tax	\$ -	\$ -	\$ -	\$ -
Property Tax in-lieu	-	-	-	-
Utility Users Tax	-	-	-	-
Sales Tax	-	-	-	-
Other Taxes	-	-	405,700	445,700
State Gasoline Tax	-	-	-	4,292,910
Licenses & Permits	-	-	-	-
Intergovernmental	-	-	-	19,600,965
Charges for Services	-	-	-	2,407,689
Use of Money & Property	-	-	100	375,481
Fines & Forfeitures	-	-	-	60,000
Miscellaneous	-	3,500	-	2,274,300
Total Revenues	-	3,500	405,800	29,457,045
Expenditures:				
Personnel Services	\$ -	\$ -	\$ -	\$ 7,546,941
Contractual Services	-	2,100	3,200	9,634,441
Material & Supplies	-	1,400	-	843,794
Debt Service	-	-	352,600	363,200
Fixed Charges	-	-	50,000	1,699,960
Fixed Assets	-	-	-	2,452,000
Total Expenditures	-	3,500	405,800	22,540,336
<i>Excess (Deficiency) of Revenues Over (Under) Expenditures</i>	<i>-</i>	<i>-</i>	<i>-</i>	<i>6,916,709</i>
Transfers:				
Transfers In	\$ -	\$ -	\$ -	\$ 1,562,983
Transfers Out	(223)	-	-	(5,277,223)
Net Transfers	(223)	-	-	(3,714,240)
Total Revenues & Transfers In	-	3,500	405,800	31,020,028
Total Expenditures & Transfers Out	(223)	(3,500)	(405,800)	(27,817,559)
Net Change or Adopted Use of Fund Balance	\$ (223)	\$ -	\$ -	\$ 3,202,469

Attachment: Exhibit A - Proposed Budget Book [Revision 2] (1488 : PUBLIC HEARING ESTABLISHING APPROPRIATIONS (?GANN?) LIMIT FOR

**City of Moreno Valley
2016/17 Proposed Budget
Revenue Expense Summary
Special Revenue Funds**

	2000	State Gas	2001	Measure	2005 Air	2006 Spec
	Tax		A	Quality	Management	Dist Admin
Revenues:						
Taxes:						
Property Tax	\$	-	\$	-	\$	-
Property Tax in-lieu		-		-		-
Utility Users Tax		-		-		-
Sales Tax		-		-		-
Other Taxes		-		-		-
State Gasoline Tax		4,078,762		-		-
Licenses & Permits		-		-		-
Intergovernmental		-	3,805,000	220,000		-
Charges for Services		-	-	-		679,897
Use of Money & Property		1,000	105,000	7,000		(1,000)
Fines & Forfeitures		-	-	-		-
Miscellaneous		1,000	11,500	-		-
Total Revenues		4,080,762	3,921,500	227,000		678,897
Expenditures:						
Personnel Services	\$	2,975,187	\$	1,515,427	\$	173,929
Contractual Services		122,370		179,875		15,650
Material & Supplies		385,105		199,798		9,350
Debt Service		-		10,600		-
Fixed Charges		653,297		325,065		9,103
Fixed Assets		-		1,475,000		30,000
Total Expenditures		4,135,959		3,705,765		238,032
<i>Excess (Deficiency) of Revenues Over (Under) Expenditures</i>		(55,197)		215,735		(11,032)
						(195,840)
Transfers:						
Transfers In	\$	160,000	\$	-	\$	-
Transfers Out		(50,000)		(2,553,000)		-
Net Transfers		110,000		(2,553,000)		-
Total Revenues & Transfers In		4,240,762		3,921,500		227,000
Total Expenditures & Transfers Out		(4,185,959)		(6,258,765)		(238,032)
Net Change or Adopted Use of Fund Balance	\$	54,803	\$	(2,337,265)	\$	(11,032)
						\$ (195,840)

Attachment: Exhibit A - Proposed Budget Book [Revision 2] (1488 : PUBLIC HEARING ESTABLISHING APPROPRIATIONS (?GANN?) LIMIT FOR

**City of Moreno Valley
2016/17 Proposed Budget
Revenue Expense Summary
Special Revenue Funds**

	2007 Storm Water Maintenance	2008 Storm Water Management	2010 Cfd #4M	2011 Pub/Educ/Gov t Access Prog Fd
Revenues:				
Taxes:				
Property Tax	\$ -	\$ -	\$ -	\$ -
Property Tax in-lieu	-	-	-	-
Utility Users Tax	-	-	-	-
Sales Tax	-	-	-	-
Other Taxes	-	-	-	-
State Gasoline Tax	-	-	-	-
Licenses & Permits	-	-	-	-
Intergovernmental	-	-	-	-
Charges for Services	390,000	714,940	41,400	-
Use of Money & Property	-	-	81	-
Fines & Forfeitures	-	-	-	-
Miscellaneous	-	-	-	565,000
Total Revenues	390,000	714,940	41,481	565,000
Expenditures:				
Personnel Services	\$ 268,724	\$ 369,227	\$ -	\$ 309,500
Contractual Services	4,500	201,400	26,500	84,000
Material & Supplies	87,400	6,800	-	29,300
Debt Service	-	-	-	-
Fixed Charges	40,630	67,024	7,315	236,905
Fixed Assets	-	-	-	-
Total Expenditures	401,254	644,451	33,815	659,705
<i>Excess (Deficiency) of Revenues Over (Under) Expenditures</i>	(11,254)	70,489	7,666	(94,705)
Transfers:				
Transfers In	\$ 50,000	\$ 223	\$ -	\$ -
Transfers Out	-	-	-	-
Net Transfers	50,000	223	-	-
Total Revenues & Transfers In	440,000	715,163	41,481	565,000
Total Expenditures & Transfers Out	(401,254)	(644,451)	(33,815)	(659,705)
Net Change or Adopted Use of Fund Balance	\$ 38,746	\$ 70,712	\$ 7,666	\$ (94,705)

Attachment: Exhibit A - Proposed Budget Book [Revision 2] (1488 : PUBLIC HEARING ESTABLISHING APPROPRIATIONS (?GANN?) LIMIT FOR

**City of Moreno Valley
2016/17 Proposed Budget
Revenue Expense Summary
Special Revenue Funds**

	2013 Civil Penalties	2014 Emergency Services Agency Fines	2050 CFD 2014-01	2200 Beverage Container Recycling
Revenues:				
Taxes:				
Property Tax	\$ -	\$ -	\$ -	\$ -
Property Tax in-lieu	-	-	-	-
Utility Users Tax	-	-	-	-
Sales Tax	-	-	-	-
Other Taxes	-	-	42,000	-
State Gasoline Tax	-	-	-	-
Licenses & Permits	-	-	-	-
Intergovernmental	-	40,000	-	55,000
Charges for Services	-	-	1,000	-
Use of Money & Property	4,000	4,000	200	-
Fines & Forfeitures	60,000	-	-	-
Miscellaneous	-	-	-	-
Total Revenues	64,000	44,000	43,200	55,000
Expenditures:				
Personnel Services	\$ 73,469	\$ -	\$ 1,503	\$ 36,773
Contractual Services	30,131	-	19,000	18,227
Material & Supplies	-	44,000	400	-
Debt Service	-	-	-	-
Fixed Charges	1,466	-	709	-
Fixed Assets	-	-	-	-
Total Expenditures	105,066	44,000	21,612	55,000
<i>Excess (Deficiency) of Revenues Over (Under) Expenditures</i>	(41,066)	-	21,588	-
Transfers:				
Transfers In	\$ -	\$ -	\$ -	\$ -
Transfers Out	-	-	-	-
Net Transfers	-	-	-	-
Total Revenues & Transfers In	64,000	44,000	43,200	55,000
Total Expenditures & Transfers Out	(105,066)	(44,000)	(21,612)	(55,000)
Net Change or Adopted Use of Fund Balance	\$ (41,066)	\$ -	\$ 21,588	\$ -

Attachment: Exhibit A - Proposed Budget Book [Revision 2] (1488 : PUBLIC HEARING ESTABLISHING APPROPRIATIONS (?GANN?) LIMIT FOR

**City of Moreno Valley
2016/17 Proposed Budget
Revenue Expense Summary
Special Revenue Funds**

	2201 Child Care Grant	2202 ASES Program Grant	2207 Oil Payment Grant	2300 Miscellaneous Grants
Revenues:				
Taxes:				
Property Tax	\$ -	\$ -	\$ -	\$ -
Property Tax in-lieu	-	-	-	-
Utility Users Tax	-	-	-	-
Sales Tax	-	-	-	-
Other Taxes	-	-	-	-
State Gasoline Tax	-	-	-	-
Licenses & Permits	-	-	-	-
Intergovernmental	627,054	5,079,900	52,544	375,624
Charges for Services	20,000	-	-	-
Use of Money & Property	-	5,000	-	-
Fines & Forfeitures	-	-	-	-
Miscellaneous	-	1,693,300	-	-
Total Revenues	647,054	6,778,200	52,544	375,624
Expenditures:				
Personnel Services	\$ 515,177	\$ 103,192	\$ 36,774	\$ -
Contractual Services	31,020	6,649,241	15,770	375,624
Material & Supplies	42,100	19,421	-	-
Debt Service	-	-	-	-
Fixed Charges	58,757	6,346	-	-
Fixed Assets	-	-	-	-
Total Expenditures	647,054	6,778,200	52,544	375,624
<i>Excess (Deficiency) of Revenues Over (Under) Expenditures</i>	-	-	-	-
Transfers:				
Transfers In	\$ -	\$ -	\$ -	\$ -
Transfers Out	-	-	-	-
Net Transfers	-	-	-	-
Total Revenues & Transfers In	647,054	6,778,200	52,544	375,624
Total Expenditures & Transfers Out	(647,054)	(6,778,200)	(52,544)	(375,624)
Net Change or Adopted Use of Fund Balance	\$ -	\$ -	\$ -	\$ -

Attachment: Exhibit A - Proposed Budget Book [Revision 2] (1488 : PUBLIC HEARING ESTABLISHING APPROPRIATIONS (?GANN?) LIMIT FOR

**City of Moreno Valley
2016/17 Proposed Budget
Revenue Expense Summary
Special Revenue Funds**

	2301 Capital Projects Grants	2410 Slesf Grants	2503 Empg- Emergency Mgmt Grant	2506 Home(Federal)
Revenues:				
Taxes:				
Property Tax	\$ -	\$ -	\$ -	\$ -
Property Tax in-lieu	-	-	-	-
Utility Users Tax	-	-	-	-
Sales Tax	-	-	-	-
Other Taxes	-	-	-	-
State Gasoline Tax	-	-	-	-
Licenses & Permits	-	-	-	-
Intergovernmental	4,230,340	325,000	75,700	516,846
Charges for Services	-	-	-	-
Use of Money & Property	-	-	-	-
Fines & Forfeitures	-	-	-	-
Miscellaneous	-	-	-	-
Total Revenues	4,230,340	325,000	75,700	516,846
Expenditures:				
Personnel Services	\$ -	\$ -	\$ 69,852	\$ 34,434
Contractual Services	-	325,000	587	465,198
Material & Supplies	-	-	5,261	-
Debt Service	-	-	-	-
Fixed Charges	-	-	-	17,214
Fixed Assets	-	-	-	-
Total Expenditures	-	325,000	75,700	516,846
<i>Excess (Deficiency) of Revenues Over (Under) Expenditures</i>	4,230,340	-	-	-
Transfers:				
Transfers In	\$ -	\$ -	\$ -	\$ -
Transfers Out	-	-	-	-
Net Transfers	-	-	-	-
Total Revenues & Transfers In	4,230,340	325,000	75,700	516,846
Total Expenditures & Transfers Out	-	(325,000)	(75,700)	(516,846)
Net Change or Adopted Use of Fund Balance	\$ 4,230,340	\$ -	\$ -	\$ -

Attachment: Exhibit A - Proposed Budget Book [Revision 2] (1488 : PUBLIC HEARING ESTABLISHING APPROPRIATIONS (?GANN?) LIMIT FOR

**City of Moreno Valley
2016/17 Proposed Budget
Revenue Expense Summary
Special Revenue Funds**

	2507 Neighborhood Stabilization Prog	2512 Comm Dev Block Grant (Cdbg)	2800 Scag Article 3 Fund	2901 Dif- Arterial Streets
Revenues:				
Taxes:				
Property Tax	\$ -	\$ -	\$ -	\$ -
Property Tax in-lieu	-	-	-	-
Utility Users Tax	-	-	-	-
Sales Tax	-	-	-	-
Other Taxes	-	-	-	-
State Gasoline Tax	-	-	-	-
Licenses & Permits	-	-	-	-
Intergovernmental	248,894	2,280,484	250,000	-
Charges for Services	-	-	-	71,200
Use of Money & Property	-	-	-	33,500
Fines & Forfeitures	-	-	-	-
Miscellaneous	-	-	-	-
Total Revenues	248,894	2,280,484	250,000	104,700
Expenditures:				
Personnel Services	\$ 236,906	\$ 577,590	\$ -	\$ -
Contractual Services	-	1,132,523	-	-
Material & Supplies	-	600	-	-
Debt Service	-	-	-	-
Fixed Charges	11,988	17,752	-	-
Fixed Assets	-	550,000	-	-
Total Expenditures	248,894	2,278,465	-	-
<i>Excess (Deficiency) of Revenues Over (Under) Expenditures</i>	-	2,019	250,000	104,700
Transfers:				
Transfers In	\$ -	\$ -	\$ -	\$ 1,064,000
Transfers Out	-	-	-	(1,064,000)
Net Transfers	-	-	-	-
Total Revenues & Transfers In	248,894	2,280,484	250,000	1,168,700
Total Expenditures & Transfers Out	(248,894)	(2,278,465)	-	(1,064,000)
Net Change or Adopted Use of Fund Balance	\$ -	\$ 2,019	\$ 250,000	\$ 104,700

Attachment: Exhibit A - Proposed Budget Book [Revision 2] (1488 : PUBLIC HEARING ESTABLISHING APPROPRIATIONS (?GANN?) LIMIT FOR

**City of Moreno Valley
2016/17 Proposed Budget
Revenue Expense Summary
Special Revenue Funds**

	2902 Dif- Traffic Signals	2903 Dif-Fire	2904 Dif- Police	2905 Dif- Parkland Facilities
Revenues:				
Taxes:				
Property Tax	\$ -	\$ -	\$ -	\$ -
Property Tax in-lieu	-	-	-	-
Utility Users Tax	-	-	-	-
Sales Tax	-	-	-	-
Other Taxes	-	-	-	-
State Gasoline Tax	-	-	-	-
Licenses & Permits	-	-	-	-
Intergovernmental	-	-	-	-
Charges for Services	17,700	55,000	-	200,000
Use of Money & Property	9,000	27,200	-	50,000
Fines & Forfeitures	-	-	-	-
Miscellaneous	-	-	-	-
Total Revenues	26,700	82,200	-	250,000
Expenditures:				
Personnel Services	\$ -	\$ -	\$ -	\$ -
Contractual Services	-	-	-	-
Material & Supplies	-	-	-	-
Debt Service	-	-	-	-
Fixed Charges	-	-	-	-
Fixed Assets	-	-	-	-
Total Expenditures	-	-	-	-
<i>Excess (Deficiency) of Revenues Over (Under) Expenditures</i>	26,700	82,200	-	250,000
Transfers:				
Transfers In	\$ -	\$ -	\$ -	\$ -
Transfers Out	-	(243,000)	(644,000)	-
Net Transfers	-	(243,000)	(644,000)	-
Total Revenues & Transfers In	26,700	82,200	-	250,000
Total Expenditures & Transfers Out	-	(243,000)	(644,000)	-
Net Change or Adopted Use of Fund Balance	\$ 26,700	\$ (160,800)	\$ (644,000)	\$ 250,000

Attachment: Exhibit A - Proposed Budget Book [Revision 2] (1488 : PUBLIC HEARING ESTABLISHING APPROPRIATIONS (?GANN?) LIMIT FOR

**City of Moreno Valley
2016/17 Proposed Budget
Revenue Expense Summary
Special Revenue Funds**

	2906 Dif- Quimby In- Lieu Park Fees	2907 Dif-Rec Center	2908 Dif- Library	2909 Dif-City Hall
Revenues:				
Taxes:				
Property Tax	\$ -	\$ -	\$ -	\$ -
Property Tax in-lieu	-	-	-	-
Utility Users Tax	-	-	-	-
Sales Tax	-	-	-	-
Other Taxes	-	-	-	-
State Gasoline Tax	-	-	-	-
Licenses & Permits	-	-	-	-
Intergovernmental	-	-	-	-
Charges for Services	30,000	60,000	52,100	28,800
Use of Money & Property	22,600	-	57,200	25,700
Fines & Forfeitures	-	-	-	-
Miscellaneous	-	-	-	-
Total Revenues	52,600	60,000	109,300	54,500
Expenditures:				
Personnel Services	\$ -	\$ -	\$ -	\$ -
Contractual Services	-	-	-	-
Material & Supplies	-	-	-	-
Debt Service	-	-	-	-
Fixed Charges	-	-	-	-
Fixed Assets	-	-	-	-
Total Expenditures	-	-	-	-
<i>Excess (Deficiency) of Revenues Over (Under) Expenditures</i>	52,600	60,000	109,300	54,500
Transfers:				
Transfers In	\$ -	\$ -	\$ -	\$ -
Transfers Out	(325,000)	-	-	-
Net Transfers	(325,000)	-	-	-
Total Revenues & Transfers In	52,600	60,000	109,300	54,500
Total Expenditures & Transfers Out	(325,000)	-	-	-
Net Change or Adopted Use of Fund Balance	\$ (272,400)	\$ 60,000	\$ 109,300	\$ 54,500

Attachment: Exhibit A - Proposed Budget Book [Revision 2] (1488 : PUBLIC HEARING ESTABLISHING APPROPRIATIONS (?GANN?) LIMIT FOR

City of Moreno Valley
2016/17 Proposed Budget
Revenue Expense Summary
Special Revenue Funds

	2910 Dif- Corporate Yard	2911 Dif- Interchange Improvement	2912 Dif- Maintenance Equipment	2913 Dif- Animal Shelter
Revenues:				
Taxes:				
Property Tax	\$ -	\$ -	\$ -	\$ -
Property Tax in-lieu	-	-	-	-
Utility Users Tax	-	-	-	-
Sales Tax	-	-	-	-
Other Taxes	-	-	-	-
State Gasoline Tax	-	-	-	-
Licenses & Permits	-	-	-	-
Intergovernmental	-	-	-	-
Charges for Services	16,000	20,600	3,400	6,100
Use of Money & Property	500	20,500	800	-
Fines & Forfeitures	-	-	-	-
Miscellaneous	-	-	-	-
Total Revenues	16,500	41,100	4,200	6,100
Expenditures:				
Personnel Services	\$ -	\$ -	\$ -	\$ -
Contractual Services	-	-	-	-
Material & Supplies	-	-	-	-
Debt Service	-	-	-	-
Fixed Charges	-	-	-	-
Fixed Assets	-	-	-	-
Total Expenditures	-	-	-	-
<i>Excess (Deficiency) of Revenues Over (Under) Expenditures</i>	16,500	41,100	4,200	6,100
Transfers:				
Transfers In	\$ -	\$ -	\$ -	\$ -
Transfers Out	-	-	-	-
Net Transfers	-	-	-	-
Total Revenues & Transfers In	16,500	41,100	4,200	6,100
Total Expenditures & Transfers Out	-	-	-	-
Net Change or Adopted Use of Fund Balance	\$ 16,500	\$ 41,100	\$ 4,200	\$ 6,100

Attachment: Exhibit A - Proposed Budget Book [Revision 2] (1488 : PUBLIC HEARING ESTABLISHING APPROPRIATIONS (?GANN?) LIMIT FOR

**City of Moreno Valley
2016/17 Proposed Budget
Revenue Expense Summary
Special Revenue Funds**

	3910 Celebration Park Endowment	3911 Equestrian Trail Endowment	3912 Rockridge Park Endowment	3913 Npdes Endowment Fund
Revenues:				
Taxes:				
Property Tax	\$ -	\$ -	\$ -	\$ -
Property Tax in-lieu	-	-	-	-
Utility Users Tax	-	-	-	-
Sales Tax	-	-	-	-
Other Taxes	-	-	-	-
State Gasoline Tax	-	-	-	-
Licenses & Permits	-	-	-	-
Intergovernmental	-	-	-	-
Charges for Services	-	-	-	-
Use of Money & Property	1,000	200	2,000	-
Fines & Forfeitures	-	-	-	-
Miscellaneous	-	-	-	-
Total Revenues	1,000	200	2,000	-
Expenditures:				
Personnel Services	\$ -	\$ -	\$ -	\$ -
Contractual Services	-	-	-	-
Material & Supplies	-	200	-	-
Debt Service	-	-	-	-
Fixed Charges	-	-	-	-
Fixed Assets	-	-	-	-
Total Expenditures	-	200	-	-
<i>Excess (Deficiency) of Revenues Over (Under) Expenditures</i>	1,000	-	2,000	-
Transfers:				
Transfers In	\$ -	\$ -	\$ -	\$ -
Transfers Out	-	-	-	(223)
Net Transfers	-	-	-	(223)
Total Revenues & Transfers In	1,000	200	2,000	-
Total Expenditures & Transfers Out	-	(200)	-	(223)
Net Change or Adopted Use of Fund Balance	\$ 1,000	\$ -	\$ 2,000	\$ (223)

Attachment: Exhibit A - Proposed Budget Book [Revision 2] (1488 : PUBLIC HEARING ESTABLISHING APPROPRIATIONS (?GANN?) LIMIT FOR

**City of Moreno Valley
2016/17 Proposed Budget
Revenue Expense Summary
Special Revenue Funds**

	4017 Arts Commission	4019 Cfd#5 Stoneridge	Grand Total
Revenues:			
Taxes:			
Property Tax	\$ -	\$ -	\$ -
Property Tax in-lieu	-	-	-
Utility Users Tax	-	-	-
Sales Tax	-	-	-
Other Taxes	-	412,300	454,300
State Gasoline Tax	-	-	4,078,762
Licenses & Permits	-	-	-
Intergovernmental	-	-	18,182,386
Charges for Services	-	-	2,408,137
Use of Money & Property	-	100	375,581
Fines & Forfeitures	-	-	60,000
Miscellaneous	3,500	-	2,274,300
Total Revenues	3,500	412,400	27,833,466
Expenditures:			
Personnel Services	\$ -	\$ -	\$ 7,736,783
Contractual Services	2,100	3,200	9,924,648
Material & Supplies	1,400	-	840,835
Debt Service	-	359,200	369,800
Fixed Charges	-	50,000	1,706,757
Fixed Assets	-	-	2,055,000
Total Expenditures	3,500	412,400	22,633,823
<i>Excess (Deficiency) of Revenues Over (Under) Expenditures</i>	-	-	5,199,643
Transfers:			
Transfers In	\$ -	\$ -	\$ 1,274,223
Transfers Out	-	-	(4,879,223)
Net Transfers	-	-	(3,605,000)
Total Revenues & Transfers In	3,500	412,400	29,107,689
Total Expenditures & Transfers Out	(3,500)	(412,400)	(27,513,046)
Net Change or Adopted Use of Fund Balance	\$ -	\$ -	\$ 1,594,643

Attachment: Exhibit A - Proposed Budget Book [Revision 2] (1488 : PUBLIC HEARING ESTABLISHING APPROPRIATIONS (?GANN?) LIMIT FOR

City of Moreno Valley
2015/16 - 2016/17 Proposed Budget
SPECIAL REVENUE FUNDS PROGRAM SUMMARY

		2012/13	2013/14	2014/15	2015/16	Increase (Decrease) over/(under) 2014/15 Amended	2016/17	Increase (Decrease) over/(under) 2015/16 Proposed
		Actual	Actual	Amended Budget	Proposed Budget		Proposed Budget	Proposed
2000	STATE GAS TAX							
	45122 Public Works - Sign/Striping	888,256.70	1,024,972.02	1,099,581.00	-	(1,099,581.00)	-	-
	45130 Crossing Guards	610,433.57	554,164.40	663,867.00	541,979.00	(121,888.00)	545,387.00	3,408.00
	45220 Infrastructure Projects Eng	543,809.61	981,393.80	1,098,004.00	367,959.00	(730,045.00)	357,557.00	(10,402.00)
	45311 Public Works - Street Maint	1,932,928.24	2,092,324.25	2,156,474.00	2,344,919.00	188,445.00	2,386,664.00	41,745.00
	45312 Public Works - Concrete Maint	372,814.77	392,894.43	438,717.00	438,081.00	(636.00)	445,936.00	7,855.00
	45314 Public Works - Graf Removal	303,734.00	323,518.18	413,122.00	393,529.00	(19,593.00)	400,415.00	6,886.00
	45315 Public Works - Tree Trimming	437,387.66	466,302.50	472,625.00	-	(472,625.00)	-	-
	80001 CIP - Street Improvements	1,329,948.44	87,576.83	-	-	-	-	-
	80004 CIP - Drainage/Sewers/WaterLines	10,700.11	15,267.59	24,032.00	-	(24,032.00)	-	-
	92000 Non-Dept Gas Tax	-	111,364.92	366,682.00	50,000.00	(316,682.00)	50,000.00	-
2001	MEASURE A							
	45122 Public Works - Sign/Striping	1,926.18	239,926.80	222,225.00	1,372,869.00	1,150,644.00	1,466,476.00	93,607.00
	45230 Measure A	313,053.29	280,863.95	445,244.00	242,317.00	(202,927.00)	243,395.00	1,078.00
	45311 Public Works - Street Maint	215.73	23,688.52	1,058,000.00	-	(1,058,000.00)	-	-
	45315 Public Works - Tree Trimming	-	-	-	501,170.00	501,170.00	510,294.00	9,124.00
	80001 CIP - Street Improvements	3,604,757.18	2,217,757.70	9,938,254.00	1,210,000.00	(8,728,254.00)	1,035,000.00	(175,000.00)
	80002 CIP - Bridges	1,482,444.59	1,011,534.37	85,186.00	3,000.00	(82,186.00)	360,000.00	357,000.00
	80004 CIP - Drainage/Sewers/WaterLines	-	57,894.75	1,442,106.00	70,000.00	(1,372,106.00)	-	(70,000.00)
	80008 CIP - Traffic Signals	114,740.92	120,945.60	190,225.00	299,000.00	108,775.00	80,000.00	(219,000.00)
	92001 Non-Dept Measure A	35,969.05	3,414,386.28	2,708,856.00	2,093,600.00	(615,256.00)	2,563,600.00	470,000.00
2002	PROP 42 REPLACEMENT FUND							
	80001 CIP - Street Improvements	286,132.55	843,309.87	-	-	-	-	-
2004	PROP 1B							
	80001 CIP - Street Improvements	76,042.46	-	-	-	-	-	-
	80002 CIP - Bridges	589.08	-	-	-	-	-	-
2005	AIR QUALITY MANAGEMENT							
	45140 Air Quality Management	15,000.00	14,996.33	18,562.00	15,400.00	(3,162.00)	15,400.00	-
	45340 Public Works-Street Sweeping	214,503.53	221,989.80	230,370.00	186,972.00	(43,398.00)	192,632.00	5,660.00
	80008 CIP - Traffic Signals	117,742.21	108,663.36	74,846.00	30,000.00	(44,846.00)	30,000.00	-
2006	SPEC DIST ADMIN							
	25701 Special Districts - General	824,382.63	659,811.01	872,023.00	848,949.00	(23,074.00)	872,737.00	23,788.00
	25702 Special Districts - M&O On Call	157.72	-	105.00	2,000.00	1,895.00	2,000.00	-
2007	STORM WATER MAINTENANCE							
	45340 Public Works-Street Sweeping	257,504.51	273,860.08	250,220.00	166,714.00	(83,506.00)	167,625.00	911.00
	45341 Public Works-Catch Basin Maint	167,544.24	171,047.84	213,780.00	230,050.00	16,270.00	233,629.00	3,579.00
	92007 Non-Dept Storm Water Maintenance	-	501.30	-	-	-	-	-
2008	STORM WATER MANAGEMENT							
	20450 Stormwater - NPDES	527,311.23	372,966.56	576,993.00	544,455.00	(32,538.00)	546,935.00	2,480.00
	20451 Stormwater Inspections	157,890.44	76,632.89	137,066.00	96,677.00	(40,389.00)	97,516.00	839.00
	20452 Stormwater Plan Checks	98,400.08	-	(773.00)	-	773.00	-	-
	20453 Stormwater Regulatory Permit	127,779.05	-	(195.00)	-	195.00	-	-
	92008 Non-Dept Storm Water Management	-	4,918.46	102,878.00	-	(102,878.00)	-	-

**City of Moreno Valley
2015/16 - 2016/17 Proposed Budget
SPECIAL REVENUE FUNDS PROGRAM SUMMARY**

		2012/13	2013/14	2014/15	2015/16	Increase (Decrease) over/(under) 2014/15 Amended	2016/17	Increase (Decrease) over/(under) 2015/16 Proposed
		Actual	Actual	Amended Budget	Proposed Budget		Proposed Budget	
2010 CFD #4M	25804 CFD No 4-M	55,053.78	30,747.28	33,978.00	33,815.00	(163.00)	33,815.00	-
2011 PUB/EDUC/GOVT ACCESS PROG FD	16150 Pub Ed/Govt Access	616,160.90	767,507.82	852,357.00	652,840.00	(199,517.00)	659,705.00	6,865.00
	80003 CIP - Buildings	111.10	500,343.70	-	-	-	-	-
	92011 Non-Dept Pub Ed/Govt Access	-	864.55	-	-	-	-	-
2012 STRATEGY PLAN GRANT/SCE	72201 Strategy Plan Grant - SCE	122,094.67	70,251.80	34,499.00	20,000.00	(14,499.00)	-	(20,000.00)
2013 CIVIL PENALTIES	14011 Civil Penalties SB1137	146,882.39	14,143.04	43,692.00	103,324.00	59,632.00	105,066.00	1,742.00
2014 EMERGENCY SERVICES AGENCY FINES	30150 AMR Emergency Fines	-	65,564.42	80,000.00	44,000.00	(36,000.00)	44,000.00	-
	92016 Non-Dept Disaster	390,278.28	-	-	-	-	-	-
2050 CFD 2014-01	25722 CFD 2014-01	-	-	5,700.00	14,811.00	9,111.00	21,612.00	6,801.00
2200 BEVERAGE CONTAINER RECYCLING	77311 Beverage Container Recycling	62,282.92	36,505.31	55,000.00	55,000.00	-	55,000.00	-
2201 CHILD CARE GRANT	75011 Child Care Grant	546,127.04	516,978.64	580,687.00	613,054.00	32,367.00	613,054.00	-
	75112 CACFP Childs Place	29,703.50	33,862.44	42,177.00	34,000.00	(8,177.00)	34,000.00	-
	92201 Non-Dept Child Care Grant	-	676.86	-	-	-	-	-
2202 ASES PROGRAM GRANT	75212 CACFP At Risk	92,898.00	-	-	-	-	-	-
	75312 ASES Program Grant	6,081,120.27	6,776,402.87	6,762,786.00	6,778,200.00	15,414.00	6,778,200.00	-
	92202 Non-Dept Stars Program Grant	-	15,900.42	-	-	-	-	-
2207 OIL PAYMENT GRANT	77412 OPP 2 - FY 2011/12 & FY 2012/13	57,017.70	-	-	-	-	-	-
	77413 OPP 3 Grant	8,696.06	46,931.83	-	-	-	-	-
	77414 OPP 4 Grant	-	8,041.79	48,049.00	52,583.00	4,534.00	52,544.00	(39.00)
2300 MISCELLANEOUS GRANTS	72751 ESG - Emergency Solutions Grant	-	-	291,170.00	175,624.00	(115,546.00)	175,624.00	-
	73312 Spay Neuter Grants for AS	-	368.00	29,632.00	-	(29,632.00)	-	-
	76701 WEST PACT	-	150,702.93	200,000.00	200,000.00	-	200,000.00	-
2301 CAPITAL PROJECTS GRANTS	80001 CIP - Street Improvements	-	-	6,483,600.00	-	(6,483,600.00)	-	-
	80002 CIP - Bridges	-	-	50,000.00	-	(50,000.00)	-	-
	80008 CIP - Traffic Signals	-	-	2,580,000.00	-	(2,580,000.00)	-	-
2410 SLESF GRANTS	76012 SLESF Grant	323,615.33	325,323.00	319,196.00	325,000.00	5,804.00	325,000.00	-
2503 EMPG-EMERGENCY MGMT GRANT	74101 EMPG (through FY13/14)	76,795.00	49,769.61	-	-	-	-	-
	74102 SHSG Grant-FY 11	-	29,550.00	-	-	-	-	-
	74103 SHSG Grant-FY 12	3,725.59	24,217.41	-	-	-	-	-
	74104 SHSG Grant-FY 13	-	9,600.00	22,745.00	-	(22,745.00)	-	-
	74105 EMPG - Emergency Mgmt Prepare	-	-	55,222.00	75,700.00	20,478.00	75,700.00	-
	74106 HSGP Grant-FY 14	-	-	31,688.00	-	(31,688.00)	-	-

City of Moreno Valley
2015/16 - 2016/17 Proposed Budget
SPECIAL REVENUE FUNDS PROGRAM SUMMARY

	2012/13	2013/14	2014/15	2015/16	Increase (Decrease) over/(under) 2014/15 Amended	2016/17	Increase (Decrease) over/(under) 2015/16 Proposed
	Actual	Actual	Amended Budget	Proposed Budget		Proposed Budget	Proposed
74110 UASI Training Grant-FY 10	4,738.45	-	-	-	-	-	-
74111 UASI Training Grant-FY 11	680.82	(0.80)	-	-	-	-	-
2506 HOME(FEDERAL)							
72656 Hemlock Family Apartments	-	175,674.36	-	-	-	-	-
72657 Home Administration	446,897.00	33,022.74	921,329.00	516,846.00	(404,483.00)	516,846.00	-
2507 NEIGHBORHOOD STABILIZATION PROG							
72701 NSP 1	2,089,130.22	76,462.47	3,800,000.00	-	(3,800,000.00)	-	-
72703 NSP 3	1,453,248.65	1,134,870.74	1,900,000.00	240,934.00	(1,659,066.00)	248,894.00	7,960.00
2508 HOMELESSNESS PREVENTION PROG							
72704 Multi-Family Housing Development	1,617.04	-	-	-	-	-	-
2510 EECBG							
73512 Strategy Task Force	40,710.42	-	-	-	-	-	-
73513 ArcLogistics Software	1,039.88	-	-	-	-	-	-
73515 EECG Grant Administration	1,199.77	-	-	-	-	-	-
73516 Bike Rack Project	8,406.93	-	-	-	-	-	-
2511 FY10 EOC GRANT							
74011 EOC Grant	91,648.62	-	-	-	-	-	-
80003 CIP - Buildings	314,720.30	-	-	-	-	-	-
2512 COMM DEV BLOCK GRANT (CDBG)							
72602 CDBG 2001-02	30,000.00	-	-	-	-	-	-
72611 CDBG Program	1,163,639.33	1,179,004.39	1,659,678.00	1,438,465.00	(221,213.00)	1,728,465.00	290,000.00
80001 CIP - Street Improvements	516,097.51	528,952.73	1,123,067.00	690,000.00	(433,067.00)	550,000.00	(140,000.00)
80003 CIP - Buildings	-	90,445.75	-	-	-	-	-
80004 CIP - Drainage/Sewers/WaterLines	-	45,175.97	1,529,824.00	-	(1,529,824.00)	-	-
80007 CIP - Parks	-	144,792.78	14,534.00	150,000.00	135,466.00	-	(150,000.00)
92512 Non-Dept Comm Dev Block Grant (CDBG)	-	15,410.95	45,851.00	-	(45,851.00)	-	-
2513 CDBG RECOVERY ACT OF 2009							
72501 CDBG Recovery Act of 2009	105,101.11	-	-	-	-	-	-
2705 OTS GRANTS PUBLIC SAFETY							
76112 DUI Enf & Awareness Grant	50,000.76	-	-	-	-	-	-
76212 Avoid the 30 Program	10,093.65	-	-	-	-	-	-
76213 Avoid the 30 Grant #AL1387	4,433.32	-	-	-	-	-	-
76411 Sobriety Mini Checkpoint SC12272	24,016.50	-	-	-	-	-	-
76412 Sobriety Checkpoint SC13272	90,791.48	58,138.22	-	-	-	-	-
76601 STEP Grant #PT1303	59,432.54	28,814.69	-	-	-	-	-
92705 Non-Dept OTS Grants Public Safety	-	(7,234.11)	-	-	-	-	-
2715 JAG GRANTS							
72109 Code JAG 2009 DJ-BX-1178	5,808.24	-	-	-	-	-	-
72111 Code JAG 2011 Grant	78,290.53	2,930.22	-	-	-	-	-
72112 Code JAG 2012 DJ-BX-0695	-	59,184.53	3,567.00	-	(3,567.00)	-	-
72113 Code JAG 2013 Grant	-	-	54,285.00	-	(54,285.00)	-	-
72114 Code JAG 2014 Grant	-	-	59,072.00	-	(59,072.00)	-	-
76509 JAG 2008-09 SB-59-2366	86,653.27	-	-	-	-	-	-

**City of Moreno Valley
2015/16 - 2016/17 Proposed Budget
SPECIAL REVENUE FUNDS PROGRAM SUMMARY**

		2012/13	2013/14	2014/15	2015/16	Increase (Decrease) over/(under) 2014/15 Amended	2016/17	Increase (Decrease) over/(under) 2015/16 Proposed
		Actual	Actual	Amended Budget	Proposed Budget		Proposed Budget	Proposed
	76510 JAG 2009-10 DD-BX-0445	127,061.77	128,462.57	-	-	-	-	-
2800	SCAG ARTICLE 3 FUND 80001 CIP - Street Improvements	-	216,283.87	250,000.00	-	(250,000.00)	-	-
2803	TARGET GRANT - PD 76017 Target Grant - PD	-	2,000.00	-	-	-	-	-
2901	DIF-ARTERIAL STREETS 92901 Non-Dept DIF - Arterial Streets	1,679,700.00	1,118,200.00	906,000.00	1,084,000.00	178,000.00	1,064,000.00	(20,000.00)
2902	DIF-TRAFFIC SIGNALS 92902 Non-Dept DIF - Traffic Signals	902,000.00	357,000.00	80,000.00	120,000.00	40,000.00	-	(120,000.00)
2903	DIF-FIRE 92903 Non-Dept DIF - Fire	254,000.00	1,056,400.00	208,000.00	248,000.00	40,000.00	243,000.00	(5,000.00)
2904	DIF-POLICE 92904 Non-Dept DIF - Police	676,800.00	678,600.00	552,000.00	657,000.00	105,000.00	644,000.00	(13,000.00)
2905	DIF-PARKLAND FACILITIES 92905 Non-Dept DIF - Parkland Facilities	70,000.00	461,500.00	-	160,000.00	160,000.00	-	(160,000.00)
2906	DIF-QUIMBY IN-LIEU PARK FEES 92906 Non-Dept DIF - Quimby In-Lieu Park Fees	621,300.00	846,500.00	325,000.00	875,000.00	550,000.00	325,000.00	(550,000.00)
2909	DIF-CITY HALL 92909 Non-Dept DIF - City Hall	400,000.00	-	-	-	-	-	-
2910	DIF-CORPORATE YARD 92910 Non-Dept DIF - Corporate Yard	-	-	3,481,592.00	-	(3,481,592.00)	-	-
2911	DIF-INTERCHANGE IMPROVEMENT 92911 Non-Dept DIF - Interchange Improvement	138,000.00	-	392,996.00	-	(392,996.00)	-	-
2914	DIF-Administration 92914 Non-Dept DIF Administration	-	-	50,072.00	-	(50,072.00)	-	-
3911	EQUESTRIAN TRAIL ENDOWMENT 35020 Equestrian Trail Endowment	-	429.02	-	200.00	200.00	200.00	-
	93913 Non-Dept NPDES Endowment	-	653.00	223.00	223.00	-	223.00	-
4011	ASSMT DIST 98-1 DEBT SERVICE 25802 AD No 98-1	-	-	2,800.00	-	(2,800.00)	-	-
4017	ARTS COMMISSION 35030 Arts Commission	-	-	3,500.00	3,500.00	-	3,500.00	-
4019	CFD#5 STONERIDGE 25805 CFD No 5	373,411.30	381,632.50	389,900.00	405,800.00	15,900.00	412,400.00	6,600.00
	45477 CFD #5 Stoneridge	14,670.34	12,112.60	-	-	-	-	-
		\$ 35,402,002	\$ 34,465,147	\$ 61,654,543	\$ 27,817,559	\$ (33,836,984)	\$ 27,513,046	\$ (304,513)

**City of Moreno Valley
FY 2015/16 - FY 2016/17 Proposed Budget
Program Detail**

PROGRAM NAME: PW Signing & Striping FUND: 2000
PROGRAM NUMBER: 45122
PROGRAM OBJECTIVE: Maintain city traffic control devices including signs, legends, striping, and pavement markings.

BUDGET SUMMARY:

	2013/14	2014/15	2015/16	% Increase/ (Decrease) over/(under) 2014/15 Amended	2016/17	% Increase/ (Decrease) over/(under) 2015/16 Proposed
	Actual	Amended	Proposed Budget		Proposed Budget	
<u>Operating Expenditures</u>						
Personnel Services	\$ 727,496	\$ 766,881	\$ -	-100.0%	\$ -	-
Contractual Services	12,011	43,500	-	-100.0%	-	-
Material & Supplies	153,865	157,600	-	-100.0%	-	-
Debt Service	-	-	-	-	-	-
Fixed Charges	131,600	131,600	-	-100.0%	-	-
Transfers Out	-	-	-	-	-	-
Total Operating Expenditures	<u>\$ 1,024,972</u>	<u>\$ 1,099,581</u>	<u>\$ -</u>	-100.0%	<u>\$ -</u>	-
<u>Capital Expenditures</u>						
Fixed Assets	\$ -	\$ -	\$ -	-	\$ -	-
Total Capital Expenditures	<u>\$ -</u>	<u>\$ -</u>	<u>\$ -</u>	-	<u>\$ -</u>	-
Total Program Budget	<u><u>\$ 1,024,972</u></u>	<u><u>\$ 1,099,581</u></u>	<u><u>\$ -</u></u>	-100.0%	<u><u>\$ -</u></u>	-

**City of Moreno Valley
FY 2015/16 - FY 2016/17 Proposed Budget
Program Detail**

PROGRAM NAME: PW Crossing Guards FUND: 2000
PROGRAM NUMBER: 45130
PROGRAM OBJECTIVE: Train and provide school crossing guards to the Moreno Valley Unified School District.

BUDGET SUMMARY:

	2013/14	2014/15	2015/16	% Increase/ (Decrease) over/(under) 2014/15 Amended	2016/17	% Increase/ (Decrease) over/(under) 2015/16 Proposed
	Actual	Amended	Proposed Budget		Proposed Budget	
<u>Operating Expenditures</u>						
Personnel Services	\$ 482,798	\$ 590,967	\$ 458,192	-22.5%	\$ 462,455	0.9%
Contractual Services	4,442	3,800	3,800	0.0%	2,713	-28.6%
Material & Supplies	225	2,400	2,200	-8.3%	2,200	0.0%
Debt Service	-	-	-	-	-	-
Fixed Charges	66,700	66,700	77,787	16.6%	78,019	0.3%
Transfers Out	-	-	-	-	-	-
Total Operating Expenditures	\$ 554,164	\$ 663,867	\$ 541,979	-18.4%	\$ 545,387	0.6%
<u>Capital Expenditures</u>						
Fixed Assets	\$ -	\$ -	\$ -	-	\$ -	-
Total Capital Expenditures	\$ -	\$ -	\$ -	-	\$ -	-
Total Program Budget	\$ 554,164	\$ 663,867	\$ 541,979	-18.4%	\$ 545,387	0.6%

City of Moreno Valley
FY 2015/16 - FY 2016/17 Proposed Budget
Program Detail

PROGRAM NAME: Infrastructure Project Engineering FUND: 2000

PROGRAM NUMBER: 45220

PROGRAM OBJECTIVE: To manage the design and construction of an integrated program of City funded capital improvement projects by providing project engineering management and contract administration services resulting in a cost effective, well planned and aesthetically pleasing community.

BUDGET SUMMARY:

	2013/14	2014/15	2015/16	% Increase/ (Decrease) over/(under) 2014/15 Amended	2016/17	% Increase/ (Decrease) over/(under) 2015/16 Proposed
	Actual	Amended	Proposed Budget		Proposed Budget	
<u>Operating Expenditures</u>						
Personnel Services	\$ 877,771	\$ 795,448	\$ 144,426	-81.8%	\$ 134,154	-7.1%
Contractual Services	29,403	122,609	85,533	-30.2%	83,457	-2.4%
Material & Supplies	23,483	20,750	36,115	74.0%	36,115	0.0%
Debt Service	-	-	-	-	-	-
Fixed Charges	50,736	159,197	101,885	-36.0%	103,831	1.9%
Transfers Out	-	-	-	-	-	-
Total Operating Expenditures	<u>\$ 981,394</u>	<u>\$ 1,098,004</u>	<u>\$ 367,959</u>	-66.5%	<u>\$ 357,557</u>	-2.8%
<u>Capital Expenditures</u>						
Fixed Assets	\$ -	\$ -	\$ -	-	\$ -	-
Total Capital Expenditures	<u>\$ -</u>	<u>\$ -</u>	<u>\$ -</u>	-	<u>\$ -</u>	-
Total Program Budget	<u><u>\$ 981,394</u></u>	<u><u>\$ 1,098,004</u></u>	<u><u>\$ 367,959</u></u>	-66.5%	<u><u>\$ 357,557</u></u>	-2.8%

City of Moreno Valley
FY 2015/16 - FY 2016/17 Proposed Budget
Program Detail

PROGRAM NAME: PW Street Maintenance FUND: 2000

PROGRAM NUMBER: 45311

PROGRAM OBJECTIVE: To ensure the safety and convenience of all those who use our City streets by providing preventive maintenance and repair to paved and unpaved roads, and by keeping all road shoulders graded and free of weeds and litter.

BUDGET SUMMARY:

	2013/14	2014/15	2015/16		2016/17	
	Actual	Amended	Proposed Budget	% Increase/ (Decrease) over/(under) 2014/15 Amended	Proposed Budget	% Increase/ (Decrease) over/(under) 2015/16 Proposed
<u>Operating Expenditures</u>						
Personnel Services	\$ 1,387,285	\$ 1,477,215	\$ 1,675,028	13.4%	\$ 1,714,151	2.3%
Contractual Services	95,745	76,740	34,650	-54.8%	34,650	0.0%
Material & Supplies	258,594	242,100	245,090	1.2%	245,090	0.0%
Debt Service	-	-	-	-	-	-
Fixed Charges	350,701	360,419	390,151	8.2%	392,773	0.7%
Transfers Out	-	-	-	-	-	-
Total Operating Expenditures	\$ 2,092,324	\$ 2,156,474	\$ 2,344,919	8.7%	\$ 2,386,664	1.8%
<u>Capital Expenditures</u>						
Fixed Assets	\$ -	\$ -	\$ -	-	\$ -	-
Total Capital Expenditures	\$ -	\$ -	\$ -	-	\$ -	-
Total Program Budget	\$ 2,092,324	\$ 2,156,474	\$ 2,344,919	8.7%	\$ 2,386,664	1.8%

**City of Moreno Valley
FY 2015/16 - FY 2016/17 Proposed Budget
Program Detail**

PROGRAM NAME: PW - Concrete Maintenance

FUND: 2000

PROGRAM NUMBER: 45312

PROGRAM OBJECTIVE: To ensure the safety and convenience of all those using our City's sidewalks and ensure the proper drainage of City streets by keeping all City sidewalks, curbs, gutters and cross-gutters in a state of repair.

BUDGET SUMMARY:

	2013/14	2014/15	2015/16	% Increase/ (Decrease) over/(under) 2014/15 Amended	2016/17	% Increase/ (Decrease) over/(under) 2015/16 Proposed
	Actual	Amended	Proposed Budget		Proposed Budget	
<u>Operating Expenditures</u>						
Personnel Services	\$ 312,304	\$ 330,717	\$ 346,470	4.8%	\$ 354,245	2.2%
Contractual Services	755	6,500	550	-91.5%	550	0.0%
Material & Supplies	44,036	65,700	53,200	-19.0%	53,200	0.0%
Debt Service	-	-	-	-	-	-
Fixed Charges	35,800	35,800	37,861	5.8%	37,941	0.2%
Transfers Out	-	-	-	-	-	-
Total Operating Expenditures	\$ 392,894	\$ 438,717	\$ 438,081	-0.1%	\$ 445,936	1.8%
<u>Capital Expenditures</u>						
Fixed Assets	\$ -	\$ -	\$ -	-	\$ -	-
Total Capital Expenditures	\$ -	\$ -	\$ -	-	\$ -	-
Total Program Budget	\$ 392,894	\$ 438,717	\$ 438,081	-0.1%	\$ 445,936	1.8%

**City of Moreno Valley
FY 2015/16 - FY 2016/17 Proposed Budget
Program Detail**

PROGRAM NAME: PW Graffiti Removal FUND: 2000

PROGRAM NUMBER: 45314

PROGRAM OBJECTIVE: To enhance the image of the City and to discourage the recurrence of graffiti by removing graffiti from both public and private property within twenty-four hours after it is reported by the public or observed by the City's removal crew.

BUDGET SUMMARY:

	2013/14	2014/15	2015/16	%	2016/17	%
	Actual	Amended	Proposed Budget	Increase/ (Decrease) over/(under) 2014/15 Amended	Proposed Budget	Increase/ (Decrease) over/(under) 2015/16 Proposed
<u>Operating Expenditures</u>						
Personnel Services	\$ 235,685	\$ 319,735	\$ 303,437	-5.1%	\$ 310,182	2.2%
Contractual Services	11,301	4,900	1,000	-79.6%	1,000	0.0%
Material & Supplies	44,131	54,554	48,500	-11.1%	48,500	0.0%
Debt Service	-	-	-	-	-	-
Fixed Charges	32,400	33,933	40,592	19.6%	40,733	0.3%
Transfers Out	-	-	-	-	-	-
Total Operating Expenditures	\$ 323,518	\$ 413,122	\$ 393,529	-4.7%	\$ 400,415	1.7%
<u>Capital Expenditures</u>						
Fixed Assets	\$ -	\$ -	\$ -	-	\$ -	-
Total Capital Expenditures	\$ -	\$ -	\$ -	-	\$ -	-
Total Program Budget	\$ 323,518	\$ 413,122	\$ 393,529	-4.7%	\$ 400,415	1.7%

**City of Moreno Valley
FY 2015/16 - FY 2016/17 Proposed Budget
Program Detail**

PROGRAM NAME: PW Tree Maintenance FUND: 2000
 PROGRAM NUMBER: 45315
 PROGRAM OBJECTIVE: To ensure the safety, health and aesthetics of the City street tree inventory by trimming and removing street trees, as needed.

BUDGET SUMMARY:

	<u>2013/14</u>	<u>2014/15</u>	<u>2015/16</u>	% Increase/ (Decrease) over/(under) 2014/15 Amended	<u>2016/17</u>	% Increase/ (Decrease) over/(under) 2015/16 Proposed
	Actual	Amended	Proposed Budget		Proposed Budget	
<u>Operating Expenditures</u>						
Personnel Services	\$ 357,938	\$ 374,364	\$ -	-100.0%	\$ -	-
Contractual Services	31,295	24,200	-	-100.0%	-	-
Material & Supplies	32,869	27,700	-	-100.0%	-	-
Debt Service	-	-	-	-	-	-
Fixed Charges	44,200	46,361	-	-100.0%	-	-
Transfers Out	-	-	-	-	-	-
Total Operating Expenditures	\$ 466,303	\$ 472,625	\$ -	-100.0%	\$ -	-
<u>Capital Expenditures</u>						
Fixed Assets	\$ -	\$ -	\$ -	-	\$ -	-
Total Capital Expenditures	\$ -	\$ -	\$ -	-	\$ -	-
Total Program Budget	\$ 466,303	\$ 472,625	\$ -	-100.0%	\$ -	-

Attachment: Exhibit A - Proposed Budget Book [Revision 2] (1488 : PUBLIC HEARING ESTABLISHING APPROPRIATIONS (?GANN?) LIMIT FOR

City of Moreno Valley
FY 2015/16 - FY 2016/17 Proposed Budget
Program Detail

PROGRAM NAME: Non-Dept Gas Tax

FUND: 2000

PROGRAM NUMBER: 92000

PROGRAM OBJECTIVE: To provide appropriate funds for those activities that support the Gas Tax fund and are not directly assignable to any one department or program.

BUDGET SUMMARY:

	<u>2013/14</u>	<u>2014/15</u>	<u>2015/16</u>	% Increase/ (Decrease) over/(under) 2014/15 Amended	<u>2016/17</u>	% Increase/ (Decrease) over/(under) 2015/16 Proposed
	Actual	Amended	Proposed Budget		Proposed Budget	
<u>Operating Expenditures</u>						
Personnel Services	\$ 61,365	\$ 168,532	\$ -	-100.0%	\$ -	-
Contractual Services	-	-	-	-	-	-
Material & Supplies	-	-	-	-	-	-
Debt Service	-	-	-	-	-	-
Fixed Charges	-	-	-	-	-	-
Transfers Out	50,000	198,150	50,000	-74.8%	50,000	0.0%
Total Operating Expenditures	<u>\$ 111,365</u>	<u>\$ 366,682</u>	<u>\$ 50,000</u>	-86.4%	<u>\$ 50,000</u>	0.0%
<u>Capital Expenditures</u>						
Fixed Assets	\$ -	\$ -	\$ -	-	\$ -	-
Total Capital Expenditures	<u>\$ -</u>	<u>\$ -</u>	<u>\$ -</u>	-	<u>\$ -</u>	-
Total Program Budget	<u><u>\$ 111,365</u></u>	<u><u>\$ 366,682</u></u>	<u><u>\$ 50,000</u></u>	-86.4%	<u><u>\$ 50,000</u></u>	0.0%

City of Moreno Valley
FY 2015/16 - FY 2016/17 Proposed Budget
Program Detail

PROGRAM NAME: PW Signing & Striping FUND: 2001
PROGRAM NUMBER: 45122
PROGRAM OBJECTIVE: Maintain city traffic control devices including signs, legends, striping, and pavement markings.

BUDGET SUMMARY:

	2013/14	2014/15	2015/16	% Increase/ (Decrease) over/(under) 2014/15 Amended	2016/17	% Increase/ (Decrease) over/(under) 2015/16 Proposed
	Actual	Amended	Proposed Budget		Proposed Budget	
<u>Operating Expenditures</u>						
Personnel Services	\$ 238,824	\$ 222,225	\$ 960,450	332.2%	\$ 1,053,351	9.7%
Contractual Services	45	-	41,500	-	41,500	0.0%
Material & Supplies	1,058	-	159,598	-	159,598	0.0%
Debt Service	-	-	-	-	-	-
Fixed Charges	-	-	211,321	-	212,027	0.3%
Transfers Out	-	-	-	-	-	-
Total Operating Expenditures	\$ 239,927	\$ 222,225	\$ 1,372,869	517.8%	\$ 1,466,476	6.8%
<u>Capital Expenditures</u>						
Fixed Assets	\$ -	\$ -	\$ -	-	\$ -	-
Total Capital Expenditures	\$ -	\$ -	\$ -	-	\$ -	-
Total Program Budget	\$ 239,927	\$ 222,225	\$ 1,372,869	517.8%	\$ 1,466,476	6.8%

**City of Moreno Valley
FY 2015/16 - FY 2016/17 Proposed Budget
Program Detail**

PROGRAM NAME: Measure A Admin FUND: 2001

PROGRAM NUMBER: 45230

PROGRAM OBJECTIVE: To provide cost-effective administrative functions for essential transportation projects and services: budget preparation, annual update of 5-year CIP, revisions to Standard Plans, annual update to DBE specifications, development of DBE AADPL, preparation of grant applications, quarterly utility coordination, MSHCP reporting, and project engineering and right of way services for unfunded new projects.

BUDGET SUMMARY:

	2013/14	2014/15	2015/16	% Increase/ (Decrease) over/(under) 2014/15 Amended	2016/17	% Increase/ (Decrease) over/(under) 2015/16 Proposed
	Actual	Amended	Proposed Budget		Proposed Budget	
<u>Operating Expenditures</u>						
Personnel Services	\$ 160,805	\$ 257,733	\$ 58,447	-77.3%	\$ 59,525	1.8%
Contractual Services	64,221	87,000	110,875	27.4%	110,875	0.0%
Material & Supplies	2,048	6,000	6,000	0.0%	6,000	0.0%
Debt Service	-	-	-	-	-	-
Fixed Charges	50,736	94,511	66,995	-29.1%	66,995	0.0%
Transfers Out	-	-	-	-	-	-
Total Operating Expenditures	<u>\$ 277,810</u>	<u>\$ 445,244</u>	<u>\$ 242,317</u>	-45.6%	<u>\$ 243,395</u>	0.4%
<u>Capital Expenditures</u>						
Fixed Assets	\$ 3,054	\$ -	\$ -	-	\$ -	-
Total Capital Expenditures	<u>\$ 3,054</u>	<u>\$ -</u>	<u>\$ -</u>	-	<u>\$ -</u>	-
Total Program Budget	<u><u>\$ 280,864</u></u>	<u><u>\$ 445,244</u></u>	<u><u>\$ 242,317</u></u>	-45.6%	<u><u>\$ 243,395</u></u>	0.4%

Attachment: Exhibit A - Proposed Budget Book [Revision 2] (1488 : PUBLIC HEARING ESTABLISHING APPROPRIATIONS (?GANN?) LIMIT FOR

City of Moreno Valley
FY 2015/16 - FY 2016/17 Proposed Budget
Program Detail

PROGRAM NAME: PW Street Maintenance FUND: 2001

PROGRAM NUMBER: 45311

PROGRAM OBJECTIVE: To ensure the safety and convenience of all those who use our City streets by providing preventive maintenance and repair to paved and unpaved roads, and by keeping all road shoulders graded and free of weeds and litter.

BUDGET SUMMARY:

	2013/14	2014/15	2015/16	% Increase/ (Decrease) over/(under) 2014/15 Amended	2016/17	% Increase/ (Decrease) over/(under) 2015/16 Proposed
	Actual	Amended	Proposed Budget		Proposed Budget	
<u>Operating Expenditures</u>						
Personnel Services	\$ -	\$ -	\$ -	-	\$ -	-
Contractual Services	-	-	-	-	-	-
Material & Supplies	23,689	1,058,000	-	-100.0%	-	-
Debt Service	-	-	-	-	-	-
Fixed Charges	-	-	-	-	-	-
Transfers Out	-	-	-	-	-	-
Total Operating Expenditures	\$ 23,689	\$ 1,058,000	\$ -	-100.0%	\$ -	-
<u>Capital Expenditures</u>						
Fixed Assets	\$ -	\$ -	\$ -	-	\$ -	-
Total Capital Expenditures	\$ -	\$ -	\$ -	-	\$ -	-
Total Program Budget	\$ 23,689	\$ 1,058,000	\$ -	-100.0%	\$ -	-

**City of Moreno Valley
FY 2015/16 - FY 2016/17 Proposed Budget
Program Detail**

PROGRAM NAME: PW Tree Maintenance FUND: 2001
 PROGRAM NUMBER: 45315
 PROGRAM OBJECTIVE: To ensure the safety, health and aesthetics of the City street tree inventory by trimming and removing street trees, as needed.

BUDGET SUMMARY:

	<u>2013/14</u>	<u>2014/15</u>	<u>2015/16</u>		<u>2016/17</u>	
	Actual	Amended	Proposed Budget	% Increase/ (Decrease) over/(under) 2014/15 Amended	Proposed Budget	% Increase/ (Decrease) over/(under) 2015/16 Proposed
<u>Operating Expenditures</u>						
Personnel Services	\$ -	\$ -	\$ 393,528	-	\$ 402,551	2.3%
Contractual Services	-	-	27,500	-	27,500	0.0%
Material & Supplies	-	-	34,200	-	34,200	0.0%
Debt Service	-	-	-	-	-	-
Fixed Charges	-	-	45,942	-	46,043	0.2%
Transfers Out	-	-	-	-	-	-
Total Operating Expenditures	\$ -	\$ -	\$ 501,170	-	\$ 510,294	1.8%
<u>Capital Expenditures</u>						
Fixed Assets	\$ -	\$ -	\$ -	-	\$ -	-
Total Capital Expenditures	\$ -	\$ -	\$ -	-	\$ -	-
Total Program Budget	\$ -	\$ -	\$ 501,170	-	\$ 510,294	1.8%

Attachment: Exhibit A - Proposed Budget Book [Revision 2] (1488 : PUBLIC HEARING ESTABLISHING APPROPRIATIONS (?GANN?) LIMIT FOR

City of Moreno Valley
FY 2015/16 - FY 2016/17 Proposed Budget
Program Detail

PROGRAM NAME: Non-dept Measure A FUND: 2001

PROGRAM NUMBER: 92001

PROGRAM OBJECTIVE: To provide appropriate funds for those activities that support the Measure A fund and are not directly assignable to any one department or program.

BUDGET SUMMARY:

	<u>2013/14</u>	<u>2014/15</u>	<u>2015/16</u>	% Increase/ (Decrease) over/(under) 2014/15 Amended	<u>2016/17</u>	% Increase/ (Decrease) over/(under) 2015/16 Proposed
	Actual	Amended	Proposed Budget		Proposed Budget	
<u>Operating Expenditures</u>						
Personnel Services	\$ 1,479	\$ -	\$ -	-	\$ -	-
Contractual Services	-	-	-	-	-	-
Material & Supplies	-	-	-	-	-	-
Debt Service	11,653	10,600	10,600	0.0%	10,600	0.0%
Fixed Charges	-	-	-	-	-	-
Transfers Out	3,401,255	2,698,256	2,083,000	-22.8%	2,553,000	22.6%
Total Operating Expenditures	<u>\$ 3,414,386</u>	<u>\$ 2,708,856</u>	<u>\$ 2,093,600</u>	-22.7%	<u>\$ 2,563,600</u>	22.4%
<u>Capital Expenditures</u>						
Fixed Assets	\$ -	\$ -	\$ -	-	\$ -	-
Total Capital Expenditures	<u>\$ -</u>	<u>\$ -</u>	<u>\$ -</u>	-	<u>\$ -</u>	-
Total Program Budget	<u><u>\$ 3,414,386</u></u>	<u><u>\$ 2,708,856</u></u>	<u><u>\$ 2,093,600</u></u>	-22.7%	<u><u>\$ 2,563,600</u></u>	22.4%

**City of Moreno Valley
FY 2015/16 - FY 2016/17 Proposed Budget
Program Detail**

PROGRAM NAME: Air Quality Management FUND: 2005
 PROGRAM NUMBER: 45140
 PROGRAM OBJECTIVE: To administer the City's Air Quality Management District funds and program.

BUDGET SUMMARY:

	<u>2013/14</u>	<u>2014/15</u>	<u>2015/16</u>	% Increase/ (Decrease) over/(under) 2014/15 Amended	<u>2016/17</u>	% Increase/ (Decrease) over/(under) 2015/16 Proposed
	<u>Actual</u>	<u>Amended</u>	<u>Proposed Budget</u>		<u>Proposed Budget</u>	
<u>Operating Expenditures</u>						
Personnel Services	\$ (4)	\$ 3,162	\$ -	-100.0%	\$ -	-
Contractual Services	15,000	15,400	15,400	0.0%	15,400	0.0%
Material & Supplies	-	-	-	-	-	-
Debt Service	-	-	-	-	-	-
Fixed Charges	-	-	-	-	-	-
Transfers Out	-	-	-	-	-	-
Total Operating Expenditures	\$ 14,996	\$ 18,562	\$ 15,400	-17.0%	\$ 15,400	0.0%
<u>Capital Expenditures</u>						
Fixed Assets	\$ -	\$ -	\$ -	-	\$ -	-
Total Capital Expenditures	\$ -	\$ -	\$ -	-	\$ -	-
Total Program Budget	\$ 14,996	\$ 18,562	\$ 15,400	-17.0%	\$ 15,400	0.0%

Attachment: Exhibit A - Proposed Budget Book [Revision 2] (1488 : PUBLIC HEARING ESTABLISHING APPROPRIATIONS (?GANN?) LIMIT FOR

City of Moreno Valley
FY 2015/16 - FY 2016/17 Proposed Budget
Program Detail

PROGRAM NAME: Public Works - Street Sweeping FUND: 2005

PROGRAM NUMBER: 45340

PROGRAM OBJECTIVE: To ensure the safety and cleanliness of our City streets by sweeping all City streets twice/month, and by providing emergency sweeping service, as needed.

BUDGET SUMMARY:

	2013/14	2014/15	2015/16	%	2016/17	%
	Actual	Amended	Proposed Budget	Increase/ (Decrease) over/(under) 2014/15 Amended	Proposed Budget	Increase/ (Decrease) over/(under) 2015/16 Proposed
<u>Operating Expenditures</u>						
Personnel Services	\$ 181,210	\$ 185,327	\$ 168,269	-9.2%	\$ 173,929	3.4%
Contractual Services	23,160	35,469	250	-99.3%	250	0.0%
Material & Supplies	17,620	-	9,350	-	9,350	0.0%
Debt Service	-	-	-	-	-	-
Fixed Charges	-	9,574	9,103	-4.9%	9,103	0.0%
Transfers Out	-	-	-	-	-	-
Total Operating Expenditures	<u>\$ 221,990</u>	<u>\$ 230,370</u>	<u>\$ 186,972</u>	-18.8%	<u>\$ 192,632</u>	3.0%
<u>Capital Expenditures</u>						
Fixed Assets	\$ -	\$ -	\$ -	-	\$ -	-
Total Capital Expenditures	<u>\$ -</u>	<u>\$ -</u>	<u>\$ -</u>	-	<u>\$ -</u>	-
Total Program Budget	<u><u>\$ 221,990</u></u>	<u><u>\$ 230,370</u></u>	<u><u>\$ 186,972</u></u>	-18.8%	<u><u>\$ 192,632</u></u>	3.0%

City of Moreno Valley
FY 2015/16 - FY 2016/17 Proposed Budget
Program Detail

PROGRAM NAME: Special Districts Administration FUND: 2006

PROGRAM NUMBER: 25701

PROGRAM OBJECTIVE: Administer Community Services District zones that provide street lighting and landscape services, and the levy of fixed charges for bond debt, CSD fees and taxes, nuisance abatement, and solid waste delinquencies.

BUDGET SUMMARY:

	2013/14	2014/15	2015/16	% Increase/ (Decrease) over/(under) 2014/15 Amended	2016/17	% Increase/ (Decrease) over/(under) 2015/16 Proposed
	Actual	Amended	Proposed Budget		Proposed Budget	
<u>Operating Expenditures</u>						
Personnel Services	\$ 317,958	\$ 610,781	\$ 413,831	-32.2%	\$ 437,119	5.6%
Contractual Services	27,298	26,400	222,232	741.8%	222,732	0.2%
Material & Supplies	7,111	8,100	9,700	19.8%	9,700	0.0%
Debt Service	-	-	-	-	-	-
Fixed Charges	307,443	226,742	203,186	-10.4%	203,186	0.0%
Transfers Out	-	-	-	-	-	-
Total Operating Expenditures	<u>\$ 659,811</u>	<u>\$ 872,023</u>	<u>\$ 848,949</u>	-2.6%	<u>\$ 872,737</u>	2.8%
<u>Capital Expenditures</u>						
Fixed Assets	\$ -	\$ -	\$ -	-	\$ -	-
Total Capital Expenditures	<u>\$ -</u>	<u>\$ -</u>	<u>\$ -</u>	-	<u>\$ -</u>	-
Total Program Budget	<u><u>\$ 659,811</u></u>	<u><u>\$ 872,023</u></u>	<u><u>\$ 848,949</u></u>	-2.6%	<u><u>\$ 872,737</u></u>	2.8%

**City of Moreno Valley
FY 2015/16 - FY 2016/17 Proposed Budget
Program Detail**

PROGRAM NAME: Special Districts - Maint & Operations On Call Service FUND: 2006
 PROGRAM NUMBER: 25702
 PROGRAM OBJECTIVE: After hours on-call services for the operation of the CSD landscape zones.

BUDGET SUMMARY:

	<u>2013/14</u>	<u>2014/15</u>	<u>2015/16</u>	% Increase/ (Decrease) over/(under) 2014/15 Amended	<u>2016/17</u>	% Increase/ (Decrease) over/(under) 2015/16 Proposed
	<u>Actual</u>	<u>Amended</u>	<u>Proposed Budget</u>		<u>Proposed Budget</u>	
<u>Operating Expenditures</u>						
Personnel Services	\$ -	\$ 105	\$ 2,000	1804.8%	\$ 2,000	0.0%
Contractual Services	-	-	-	-	-	-
Material & Supplies	-	-	-	-	-	-
Debt Service	-	-	-	-	-	-
Fixed Charges	-	-	-	-	-	-
Transfers Out	-	-	-	-	-	-
Total Operating Expenditures	\$ -	\$ 105	\$ 2,000	1804.8%	\$ 2,000	0.0%
<u>Capital Expenditures</u>						
Fixed Assets	\$ -	\$ -	\$ -	-	\$ -	-
Total Capital Expenditures	\$ -	\$ -	\$ -	-	\$ -	-
Total Program Budget	\$ -	\$ 105	\$ 2,000	1804.8%	\$ 2,000	0.0%

Attachment: Exhibit A - Proposed Budget Book [Revision 2] (1488 : PUBLIC HEARING ESTABLISHING APPROPRIATIONS (?GANN?) LIMIT FOR

City of Moreno Valley
FY 2015/16 - FY 2016/17 Proposed Budget
Program Detail

PROGRAM NAME: Public Works - Street Sweeping FUND: 2007

PROGRAM NUMBER: 45340

PROGRAM OBJECTIVE: To ensure the safety and cleanliness of our City streets by sweeping all City streets twice/month, and by providing emergency sweeping service, as needed.

BUDGET SUMMARY:

	2013/14	2014/15	2015/16	% Increase/ (Decrease) over/(under) 2014/15 Amended	2016/17	% Increase/ (Decrease) over/(under) 2015/16 Proposed
	Actual	Amended	Proposed Budget		Proposed Budget	
<u>Operating Expenditures</u>						
Personnel Services	\$ 51,734	\$ 76,002	\$ 57,784	-24.0%	\$ 58,695	1.6%
Contractual Services	43,564	22,400	3,900	-82.6%	3,900	0.0%
Material & Supplies	113,662	71,590	78,100	9.1%	78,100	0.0%
Debt Service	-	-	-	-	-	-
Fixed Charges	64,900	80,228	26,930	-66.4%	26,930	0.0%
Transfers Out	-	-	-	-	-	-
Total Operating Expenditures	<u>\$ 273,860</u>	<u>\$ 250,220</u>	<u>\$ 166,714</u>	-33.4%	<u>\$ 167,625</u>	0.5%
<u>Capital Expenditures</u>						
Fixed Assets	\$ -	\$ -	\$ -	-	\$ -	-
Total Capital Expenditures	<u>\$ -</u>	<u>\$ -</u>	<u>\$ -</u>	-	<u>\$ -</u>	-
Total Program Budget	<u><u>\$ 273,860</u></u>	<u><u>\$ 250,220</u></u>	<u><u>\$ 166,714</u></u>	-33.4%	<u><u>\$ 167,625</u></u>	0.5%

**City of Moreno Valley
FY 2015/16 - FY 2016/17 Proposed Budget
Program Detail**

PROGRAM NAME: Public Works - Catch Basin Maintenance FUND: 2007

PROGRAM NUMBER: 45341

PROGRAM OBJECTIVE: To ensure the safety and cleanliness of our City streets and the City's maintained storm drain system by cleaning all catch basins, connector pipes and culverts on an annual basis, and by providing emergency service, as needed.

BUDGET SUMMARY:

	<u>2013/14</u>	<u>2014/15</u>	<u>2015/16</u>		<u>2016/17</u>	
	Actual	Amended	Proposed Budget	% Increase/ (Decrease) over/(under) 2014/15 Amended	Proposed Budget	% Increase/ (Decrease) over/(under) 2015/16 Proposed
<u>Operating Expenditures</u>						
Personnel Services	\$ 147,643	\$ 187,435	\$ 206,450	10.1%	\$ 210,029	1.7%
Contractual Services	2,756	5,600	600	-89.3%	600	0.0%
Material & Supplies	6,949	7,045	9,300	32.0%	9,300	0.0%
Debt Service	-	-	-	-	-	-
Fixed Charges	13,700	13,700	13,700	0.0%	13,700	0.0%
Transfers Out	-	-	-	-	-	-
Total Operating Expenditures	\$ 171,048	\$ 213,780	\$ 230,050	7.6%	\$ 233,629	1.6%
<u>Capital Expenditures</u>						
Fixed Assets	\$ -	\$ -	\$ -	-	\$ -	-
Total Capital Expenditures	\$ -	\$ -	\$ -	-	\$ -	-
Total Program Budget	\$ 171,048	\$ 213,780	\$ 230,050	7.6%	\$ 233,629	1.6%

Attachment: Exhibit A - Proposed Budget Book [Revision 2] (1488 : PUBLIC HEARING ESTABLISHING APPROPRIATIONS (?GANN?) LIMIT FOR

**City of Moreno Valley
FY 2015/16 - FY 2016/17 Proposed Budget
Program Detail**

PROGRAM NAME: Non-Dept Storm Water Maintenance FUND: 2007
 PROGRAM NUMBER: 92007
 PROGRAM OBJECTIVE: To provide appropriate funds for those activities that support the Storm Water Maintenance fund and are not directly assignable to any one department or program.

BUDGET SUMMARY:

	<u>2013/14</u>	<u>2014/15</u>	<u>2015/16</u>	% Increase/ (Decrease) over/(under) 2014/15 Amended	<u>2016/17</u>	% Increase/ (Decrease) over/(under) 2015/16 Proposed
	<u>Actual</u>	<u>Amended</u>	<u>Proposed Budget</u>		<u>Proposed Budget</u>	
<u>Operating Expenditures</u>						
Personnel Services	\$ 501	\$ -	\$ -	-	\$ -	-
Contractual Services	-	-	-	-	-	-
Material & Supplies	-	-	-	-	-	-
Debt Service	-	-	-	-	-	-
Fixed Charges	-	-	-	-	-	-
Transfers Out	-	-	-	-	-	-
Total Operating Expenditures	\$ 501	\$ -	\$ -	-	\$ -	-
<u>Capital Expenditures</u>						
Fixed Assets	\$ -	\$ -	\$ -	-	\$ -	-
Total Capital Expenditures	\$ -	\$ -	\$ -	-	\$ -	-
Total Program Budget	\$ 501	\$ -	\$ -	-	\$ -	-

Attachment: Exhibit A - Proposed Budget Book [Revision 2] (1488 : PUBLIC HEARING ESTABLISHING APPROPRIATIONS (?GANN?) LIMIT FOR

City of Moreno Valley
FY 2015/16 - FY 2016/17 Proposed Budget
Program Detail

PROGRAM NAME: Stormwater - NPDES FUND: 2008

PROGRAM NUMBER: 20450

PROGRAM OBJECTIVE: To administer the City's National Pollutant Discharge Elimination System (NPDES) program. This program requires the City to obtain a permit from the Regional Water Quality Control Board. The City must ensure that discharge of storm water into various drainage channels and washes throughout the community will comply with the standards set by the Regional Water Quality Control Board.

BUDGET SUMMARY:

	2013/14	2014/15	2015/16	% Increase/ (Decrease) over/(under) 2014/15 Amended	2016/17	% Increase/ (Decrease) over/(under) 2015/16 Proposed
	Actual	Amended	Proposed Budget		Proposed Budget	
<u>Operating Expenditures</u>						
Personnel Services	\$ 172,963	\$ 298,486	\$ 284,086	-4.8%	\$ 286,566	0.9%
Contractual Services	110,242	199,285	199,285	0.0%	199,285	0.0%
Material & Supplies	1,362	4,150	4,150	0.0%	4,150	0.0%
Debt Service	-	-	-	-	-	-
Fixed Charges	88,400	75,072	56,934	-24.2%	56,934	0.0%
Transfers Out	-	-	-	-	-	-
Total Operating Expenditures	\$ 372,967	\$ 576,993	\$ 544,455	-5.6%	\$ 546,935	0.5%
<u>Capital Expenditures</u>						
Fixed Assets	\$ -	\$ -	\$ -	-	\$ -	-
Total Capital Expenditures	\$ -	\$ -	\$ -	-	\$ -	-
Total Program Budget	\$ 372,967	\$ 576,993	\$ 544,455	-5.6%	\$ 546,935	0.5%

City of Moreno Valley
FY 2015/16 - FY 2016/17 Proposed Budget
Program Detail

PROGRAM NAME: Stormwater Inspections FUND: 2008

PROGRAM NUMBER: 20451

PROGRAM OBJECTIVE: To provide compliance inspections of construction sites and existing businesses at a frequency mandated in the current National Pollutant Discharge Elimination System (NPDES) permit for the Santa Ana River Watershed Region to ensure storm water and non-storm water discharges to the City's streets and storm drains are in compliance with the City's storm water ordinance and applicable NPDES permit provisions.

BUDGET SUMMARY:

	2013/14	2014/15	2015/16	% Increase/ (Decrease) over/(under) 2014/15 Amended	2016/17	% Increase/ (Decrease) over/(under) 2015/16 Proposed
	Actual	Amended	Proposed Budget		Proposed Budget	
<u>Operating Expenditures</u>						
Personnel Services	\$ 60,423	\$ 116,701	\$ 81,822	-29.9%	\$ 82,661	1.0%
Contractual Services	564	2,615	2,115	-19.1%	2,115	0.0%
Material & Supplies	546	2,650	2,650	0.0%	2,650	0.0%
Debt Service	-	-	-	-	-	-
Fixed Charges	15,100	15,100	10,090	-33.2%	10,090	0.0%
Transfers Out	-	-	-	-	-	-
Total Operating Expenditures	<u>\$ 76,633</u>	<u>\$ 137,066</u>	<u>\$ 96,677</u>	-29.5%	<u>\$ 97,516</u>	0.9%
<u>Capital Expenditures</u>						
Fixed Assets	\$ -	\$ -	\$ -	-	\$ -	-
Total Capital Expenditures	<u>\$ -</u>	<u>\$ -</u>	<u>\$ -</u>	-	<u>\$ -</u>	-
Total Program Budget	<u><u>\$ 76,633</u></u>	<u><u>\$ 137,066</u></u>	<u><u>\$ 96,677</u></u>	-29.5%	<u><u>\$ 97,516</u></u>	0.9%

**City of Moreno Valley
FY 2015/16 - FY 2016/17 Proposed Budget
Program Detail**

PROGRAM NAME: Stormwater Plan Checks FUND: 2008

PROGRAM NUMBER: 20452

PROGRAM OBJECTIVE: To provide plan check services for storm water and non-storm water plans and studies that address water quality impacts associated with new development and redevelopment projects to ensure these projects implement Best Management Practices (BMPs) with respect to the current National Pollutant Discharge Elimination System (NPDES) permit for the Santa Ana River Watershed Region and meeting the "maximum extent practicable" standard.

BUDGET SUMMARY:

	2013/14	2014/15	2015/16	%	2016/17	%
	Actual	Amended	Proposed Budget	Increase/ (Decrease) over/(under) 2014/15 Amended	Proposed Budget	Increase/ (Decrease) over/(under) 2015/16 Proposed
<u>Operating Expenditures</u>						
Personnel Services	\$ -	\$ (773)	\$ -	-100.0%	\$ -	-
Contractual Services	-	-	-	-	-	-
Material & Supplies	-	-	-	-	-	-
Debt Service	-	-	-	-	-	-
Fixed Charges	-	-	-	-	-	-
Transfers Out	-	-	-	-	-	-
Total Operating Expenditures	\$ -	\$ (773)	\$ -	-100.0%	\$ -	-
<u>Capital Expenditures</u>						
Fixed Assets	\$ -	\$ -	\$ -	-	\$ -	-
Total Capital Expenditures	\$ -	\$ -	\$ -	-	\$ -	-
Total Program Budget	\$ -	\$ (773)	\$ -	-100.0%	\$ -	-

**City of Moreno Valley
FY 2015/16 - FY 2016/17 Proposed Budget
Program Detail**

PROGRAM NAME: Stormwater Regulatory Permits FUND: 2008

PROGRAM NUMBER: 20453

PROGRAM OBJECTIVE: Responsible for city-wide storm water and non-storm water pollution prevention compliance work products and programs prepared in response to unfunded state and Federal permit mandates not otherwise funded by local special storm water related tax, levy and fee revenues. This includes securing local revenues for payment of state, Federal and intergovernmental storm water permit and cost-sharing agreements, updating local Master Drainage Plans including preparing applicable guidance documents, managing/preparing resource impact analyses for state and Federal permit mandates, etc.

BUDGET SUMMARY:

	<u>2013/14</u>	<u>2014/15</u>	<u>2015/16</u>	%	<u>2016/17</u>	%
	Actual	Amended	Proposed Budget	Increase/ (Decrease) over/(under) 2014/15 Amended	Proposed Budget	Increase/ (Decrease) over/(under) 2015/16 Proposed
<u>Operating Expenditures</u>						
Personnel Services	\$ -	\$ (195)	\$ -	-100.0%	\$ -	-
Contractual Services	-	-	-	-	-	-
Material & Supplies	-	-	-	-	-	-
Debt Service	-	-	-	-	-	-
Fixed Charges	-	-	-	-	-	-
Transfers Out	-	-	-	-	-	-
Total Operating Expenditures	\$ -	\$ (195)	\$ -	-100.0%	\$ -	-
<u>Capital Expenditures</u>						
Fixed Assets	\$ -	\$ -	\$ -	-	\$ -	-
Total Capital Expenditures	\$ -	\$ -	\$ -	-	\$ -	-
Total Program Budget	\$ -	\$ (195)	\$ -	-100.0%	\$ -	-

Attachment: Exhibit A - Proposed Budget Book [Revision 2] (1488 : PUBLIC HEARING ESTABLISHING APPROPRIATIONS (?GANN?) LIMIT FOR

**City of Moreno Valley
FY 2015/16 - FY 2016/17 Proposed Budget
Program Detail**

PROGRAM NAME: Non-Dept Storm Water Management FUND: 2008

PROGRAM NUMBER: 92008

PROGRAM OBJECTIVE: To provide appropriate funds for those activities that support the Storm Water Management fund and are not directly assignable to any one department or program.

BUDGET SUMMARY:

	<u>2013/14</u>	<u>2014/15</u>	<u>2015/16</u>	% Increase/ (Decrease) over/(under) 2014/15 Amended	<u>2016/17</u>	% Increase/ (Decrease) over/(under) 2015/16 Proposed
	Actual	Amended	Proposed Budget		Proposed Budget	
<u>Operating Expenditures</u>						
Personnel Services	\$ 4,918	\$ 102,878	\$ -	-100.0%	\$ -	-
Contractual Services	-	-	-	-	-	-
Material & Supplies	-	-	-	-	-	-
Debt Service	-	-	-	-	-	-
Fixed Charges	-	-	-	-	-	-
Transfers Out	-	-	-	-	-	-
Total Operating Expenditures	<u>\$ 4,918</u>	<u>\$ 102,878</u>	<u>\$ -</u>	-100.0%	<u>\$ -</u>	-
<u>Capital Expenditures</u>						
Fixed Assets	\$ -	\$ -	\$ -	-	\$ -	-
Total Capital Expenditures	<u>\$ -</u>	<u>\$ -</u>	<u>\$ -</u>	-	<u>\$ -</u>	-
Total Program Budget	<u><u>\$ 4,918</u></u>	<u><u>\$ 102,878</u></u>	<u><u>\$ -</u></u>	-100.0%	<u><u>\$ -</u></u>	-

City of Moreno Valley
FY 2015/16 - FY 2016/17 Proposed Budget
Program Detail

PROGRAM NAME: CFD No 4-M FUND: 2010

PROGRAM NUMBER: 25804

PROGRAM OBJECTIVE: To provide for the maintenance and administration cost of the detention basis within Centerpointe Business Park.

BUDGET SUMMARY:

	2013/14	2014/15	2015/16	% Increase/ (Decrease) over/(under) 2014/15 Amended	2016/17	% Increase/ (Decrease) over/(under) 2015/16 Proposed
	Actual	Amended	Proposed Budget		Proposed Budget	
<u>Operating Expenditures</u>						
Personnel Services	\$ -	\$ -	\$ -	-	\$ -	-
Contractual Services	23,997	26,500	26,500	0.0%	26,500	0.0%
Material & Supplies	-	-	-	-	-	-
Debt Service	-	-	-	-	-	-
Fixed Charges	6,750	7,478	7,315	-2.2%	7,315	0.0%
Transfers Out	-	-	-	-	-	-
Total Operating Expenditures	\$ 30,747	\$ 33,978	\$ 33,815	-0.5%	\$ 33,815	0.0%
<u>Capital Expenditures</u>						
Fixed Assets	\$ -	\$ -	\$ -	-	\$ -	-
Total Capital Expenditures	\$ -	\$ -	\$ -	-	\$ -	-
Total Program Budget	\$ 30,747	\$ 33,978	\$ 33,815	-0.5%	\$ 33,815	0.0%

**City of Moreno Valley
FY 2015/16 - FY 2016/17 Proposed Budget
Program Detail**

PROGRAM NAME: Public/Education/Gov't Access Program FUND: 2011
 PROGRAM NUMBER: 16150
 PROGRAM OBJECTIVE: To fund public education and government programming and equipment.

BUDGET SUMMARY:

	2013/14	2014/15	2015/16	% Increase/ (Decrease) over/(under) 2014/15 Amended	2016/17	% Increase/ (Decrease) over/(under) 2015/16 Proposed
	Actual	Amended	Proposed Budget		Proposed Budget	
<u>Operating Expenditures</u>						
Personnel Services	\$ 390,984	\$ 579,000	\$ 303,079	-47.7%	\$ 309,500	2.1%
Contractual Services	42,422	50,100	84,000	67.7%	84,000	0.0%
Material & Supplies	124,101	18,363	29,300	59.6%	29,300	0.0%
Debt Service	-	-	-	-	-	-
Fixed Charges	210,000	204,894	236,461	15.4%	236,905	0.2%
Transfers Out	-	-	-	-	-	-
Total Operating Expenditures	\$ 767,508	\$ 852,357	\$ 652,840	-23.4%	\$ 659,705	1.1%
<u>Capital Expenditures</u>						
Fixed Assets	\$ -	\$ -	\$ -	-	\$ -	-
Total Capital Expenditures	\$ -	\$ -	\$ -	-	\$ -	-
Total Program Budget	\$ 767,508	\$ 852,357	\$ 652,840	-23.4%	\$ 659,705	1.1%

**City of Moreno Valley
FY 2015/16 - FY 2016/17 Proposed Budget
Program Detail**

PROGRAM NAME: Non-dept Public/Education/Gov't Access FUND: 2011
 PROGRAM NUMBER: 92011
 PROGRAM OBJECTIVE: To provide appropriate funds for those activities that support the Public/Education/Gov't Access fund and are not directly assignable to any one department or program.

BUDGET SUMMARY:

	<u>2013/14</u>	<u>2014/15</u>	<u>2015/16</u>		<u>2016/17</u>	
	Actual	Amended	Proposed Budget	% Increase/ (Decrease) over/(under) 2014/15 Amended	Proposed Budget	% Increase/ (Decrease) over/(under) 2015/16 Proposed
<u>Operating Expenditures</u>						
Personnel Services	\$ 865	\$ -	\$ -	-	\$ -	-
Contractual Services	-	-	-	-	-	-
Material & Supplies	-	-	-	-	-	-
Debt Service	-	-	-	-	-	-
Fixed Charges	-	-	-	-	-	-
Transfers Out	-	-	-	-	-	-
Total Operating Expenditures	\$ 865	\$ -	\$ -	-	\$ -	-
<u>Capital Expenditures</u>						
Fixed Assets	\$ -	\$ -	\$ -	-	\$ -	-
Total Capital Expenditures	\$ -	\$ -	\$ -	-	\$ -	-
Total Program Budget	\$ 865	\$ -	\$ -	-	\$ -	-

Attachment: Exhibit A - Proposed Budget Book [Revision 2] (1488 : PUBLIC HEARING ESTABLISHING APPROPRIATIONS (?GANN?) LIMIT FOR

**City of Moreno Valley
FY 2015/16 - FY 2016/17 Proposed Budget
Program Detail**

PROGRAM NAME: Strategy Plan Grant - SCE FUND: 2012
 PROGRAM NUMBER: 72201
 PROGRAM OBJECTIVE: To plan, design, and oversee the Strategy Plan grant program.

BUDGET SUMMARY:

	<u>2013/14</u>	<u>2014/15</u>	<u>2015/16</u>		<u>2016/17</u>	
	Actual	Amended	Proposed Budget	% Increase/ (Decrease) over/(under) 2014/15 Amended	Proposed Budget	% Increase/ (Decrease) over/(under) 2015/16 Proposed
<u>Operating Expenditures</u>						
Personnel Services	\$ 70,091	\$ 29,329	\$ 20,000	-31.8%	\$ -	-100.0%
Contractual Services	161	1,339	-	-100.0%	-	-
Material & Supplies	-	-	-	-	-	-
Debt Service	-	-	-	-	-	-
Fixed Charges	-	3,831	-	-100.0%	-	-
Transfers Out	-	-	-	-	-	-
Total Operating Expenditures	\$ 70,252	\$ 34,499	\$ 20,000	-42.0%	\$ -	-100.0%
<u>Capital Expenditures</u>						
Fixed Assets	\$ -	\$ -	\$ -	-	\$ -	-
Total Capital Expenditures	\$ -	\$ -	\$ -	-	\$ -	-
Total Program Budget	\$ 70,252	\$ 34,499	\$ 20,000	-42.0%	\$ -	-100.0%

Attachment: Exhibit A - Proposed Budget Book [Revision 2] (1488 : PUBLIC HEARING ESTABLISHING APPROPRIATIONS (?GANN?) LIMIT FOR

City of Moreno Valley
FY 2015/16 - FY 2016/17 Proposed Budget
Program Detail

PROGRAM NAME: Civil Penalties SB 1137 FUND: 2013
PROGRAM NUMBER: 14011
PROGRAM OBJECTIVE: Enhance code enforcement compliance to improve the quality of life and aesthetics in the city.

BUDGET SUMMARY:

	2013/14	2014/15	2015/16	% Increase/ (Decrease) over/(under) 2014/15 Amended	2016/17	% Increase/ (Decrease) over/(under) 2015/16 Proposed
	Actual	Amended	Proposed Budget		Proposed Budget	
<u>Operating Expenditures</u>						
Personnel Services	\$ 68	\$ 11,641	\$ 71,858	517.3%	\$ 73,469	2.2%
Contractual Services	14,075	30,000	30,000	0.0%	30,131	0.4%
Material & Supplies	-	-	-	-	-	-
Debt Service	-	-	-	-	-	-
Fixed Charges	-	2,051	1,466	-28.5%	1,466	0.0%
Transfers Out	-	-	-	-	-	-
Total Operating Expenditures	\$ 14,143	\$ 43,692	\$ 103,324	136.5%	\$ 105,066	1.7%
<u>Capital Expenditures</u>						
Fixed Assets	\$ -	\$ -	\$ -	-	\$ -	-
Total Capital Expenditures	\$ -	\$ -	\$ -	-	\$ -	-
Total Program Budget	\$ 14,143	\$ 43,692	\$ 103,324	136.5%	\$ 105,066	1.7%

**City of Moreno Valley
FY 2015/16 - FY 2016/17 Proposed Budget
Program Detail**

PROGRAM NAME: AMR Emergency Fines FUND: 2014
 PROGRAM NUMBER: 30150
 PROGRAM OBJECTIVE: To account for the financial transactions involving AMR fines received by the City, which are to be used only to fund the purchase of various equipment needed by the Fire Department.

BUDGET SUMMARY:

	<u>2013/14</u>	<u>2014/15</u>	<u>2015/16</u>	% Increase/ (Decrease) over/(under) 2014/15 Amended	<u>2016/17</u>	% Increase/ (Decrease) over/(under) 2015/16 Proposed
	<u>Actual</u>	<u>Amended</u>	<u>Proposed Budget</u>		<u>Proposed Budget</u>	
<u>Operating Expenditures</u>						
Personnel Services	\$ -	\$ -	\$ -	-	\$ -	-
Contractual Services	-	-	-	-	-	-
Material & Supplies	65,564	80,000	44,000	-45.0%	44,000	0.0%
Debt Service	-	-	-	-	-	-
Fixed Charges	-	-	-	-	-	-
Transfers Out	-	-	-	-	-	-
Total Operating Expenditures	\$ 65,564	\$ 80,000	\$ 44,000	-45.0%	\$ 44,000	0.0%
<u>Capital Expenditures</u>						
Fixed Assets	\$ -	\$ -	\$ -	-	\$ -	-
Total Capital Expenditures	\$ -	\$ -	\$ -	-	\$ -	-
Total Program Budget	\$ 65,564	\$ 80,000	\$ 44,000	-45.0%	\$ 44,000	0.0%

Attachment: Exhibit A - Proposed Budget Book [Revision 2] (1488 : PUBLIC HEARING ESTABLISHING APPROPRIATIONS (?GANN?) LIMIT FOR

**City of Moreno Valley
FY 2015/16 - FY 2016/17 Proposed Budget
Program Detail**

PROGRAM NAME: CFD 2014-01 FUND: 2050
 PROGRAM NUMBER: 25722
 PROGRAM OBJECTIVE: To provide orderly development and maintenance of lighting and landscape services for the residential and non-residential properities in Community Facilities District No. 2014-01

BUDGET SUMMARY:

	<u>2013/14</u>	<u>2014/15</u>	<u>2015/16</u>	% Increase/ (Decrease) over/(under) 2014/15 Amended	<u>2016/17</u>	% Increase/ (Decrease) over/(under) 2015/16 Proposed
	<u>Actual</u>	<u>Amended</u>	<u>Proposed Budget</u>		<u>Proposed Budget</u>	
<u>Operating Expenditures</u>						
Personnel Services	\$ -	\$ -	\$ 1,503	-	\$ 1,503	0.0%
Contractual Services	-	5,700	12,200	114.0%	19,000	55.7%
Material & Supplies	-	-	400	-	400	0.0%
Debt Service	-	-	-	-	-	-
Fixed Charges	-	-	708	-	709	0.1%
Transfers Out	-	-	-	-	-	-
Total Operating Expenditures	\$ -	\$ 5,700	\$ 14,811	159.8%	\$ 21,612	45.9%
<u>Capital Expenditures</u>						
Fixed Assets	\$ -	\$ -	\$ -	-	\$ -	-
Total Capital Expenditures	\$ -	\$ -	\$ -	-	\$ -	-
Total Program Budget	\$ -	\$ 5,700	\$ 14,811	159.8%	\$ 21,612	45.9%

Attachment: Exhibit A - Proposed Budget Book [Revision 2] (1488 : PUBLIC HEARING ESTABLISHING APPROPRIATIONS (?GANN?) LIMIT FOR

City of Moreno Valley
FY 2015/16 - FY 2016/17 Proposed Budget
Program Detail

PROGRAM NAME: Beverage Container Recycling FUND: 2200

PROGRAM NUMBER: 77311

PROGRAM OBJECTIVE: To promote beverage container recycling and litter abatement throughout the community with the use of the Department of Conservation Beverage Container Recycling Grant that is issued annually.

BUDGET SUMMARY:

	2013/14	2014/15	2015/16	% Increase/ (Decrease) over/(under) 2014/15 Amended	2016/17	% Increase/ (Decrease) over/(under) 2015/16 Proposed
	Actual	Amended	Proposed Budget		Proposed Budget	
<u>Operating Expenditures</u>						
Personnel Services	\$ 16,008	\$ 29,000	\$ 35,733	23.2%	\$ 36,773	2.9%
Contractual Services	20,392	26,000	19,267	-25.9%	18,227	-5.4%
Material & Supplies	105	-	-	-	-	-
Debt Service	-	-	-	-	-	-
Fixed Charges	-	-	-	-	-	-
Transfers Out	-	-	-	-	-	-
Total Operating Expenditures	\$ 36,505	\$ 55,000	\$ 55,000	0.0%	\$ 55,000	0.0%
<u>Capital Expenditures</u>						
Fixed Assets	\$ -	\$ -	\$ -	-	\$ -	-
Total Capital Expenditures	\$ -	\$ -	\$ -	-	\$ -	-
Total Program Budget	\$ 36,505	\$ 55,000	\$ 55,000	0.0%	\$ 55,000	0.0%

**City of Moreno Valley
FY 2015/16 - FY 2016/17 Proposed Budget
Program Detail**

PROGRAM NAME: Child Care Grant FUND: 2201
 PROGRAM NUMBER: 75011
 PROGRAM OBJECTIVE: To plan, design, and oversee the Child Care grant program offered by the City which provides after-school day care to the City's residents.

BUDGET SUMMARY:

	<u>2013/14</u>	<u>2014/15</u>	<u>2015/16</u>	% Increase/ (Decrease) over/(under) 2014/15 Amended	<u>2016/17</u>	% Increase/ (Decrease) over/(under) 2015/16 Proposed
	Actual	Amended	Proposed Budget		Proposed Budget	
<u>Operating Expenditures</u>						
Personnel Services	\$ 422,548	\$ 484,389	\$ 515,288	6.4%	\$ 515,177	0.0%
Contractual Services	31,684	31,085	31,020	-0.2%	31,020	0.0%
Material & Supplies	9,094	8,013	8,100	1.1%	8,100	0.0%
Debt Service	-	-	-	-	-	-
Fixed Charges	53,653	57,200	58,646	2.5%	58,757	0.2%
Transfers Out	-	-	-	-	-	-
Total Operating Expenditures	\$ 516,979	\$ 580,687	\$ 613,054	5.6%	\$ 613,054	0.0%
<u>Capital Expenditures</u>						
Fixed Assets	\$ -	\$ -	\$ -	-	\$ -	-
Total Capital Expenditures	\$ -	\$ -	\$ -	-	\$ -	-
Total Program Budget	\$ 516,979	\$ 580,687	\$ 613,054	5.6%	\$ 613,054	0.0%

Attachment: Exhibit A - Proposed Budget Book [Revision 2] (1488 : PUBLIC HEARING ESTABLISHING APPROPRIATIONS (?GANN?) LIMIT FOR

City of Moreno Valley
FY 2015/16 - FY 2016/17 Proposed Budget
Program Detail

PROGRAM NAME: CACFP Child's Place

FUND: 2201

PROGRAM NUMBER: 75112

PROGRAM OBJECTIVE: The Child and Adult Care Food Program - CACFP is a nutrition education and meal reimbursement program helping providers serve nutritious and safely prepared meals and snacks to children and adults in day care settings for the Child's Place Program.

BUDGET SUMMARY:

	2013/14	2014/15	2015/16	% Increase/ (Decrease) over/(under) 2014/15 Amended	2016/17	% Increase/ (Decrease) over/(under) 2015/16 Proposed
	Actual	Amended	Proposed Budget		Proposed Budget	
<u>Operating Expenditures</u>						
Personnel Services	\$ 13,235	\$ 8,177	\$ -	-100.0%	\$ -	-
Contractual Services	-	-	-	-	-	-
Material & Supplies	20,628	34,000	34,000	0.0%	34,000	0.0%
Debt Service	-	-	-	-	-	-
Fixed Charges	-	-	-	-	-	-
Transfers Out	-	-	-	-	-	-
Total Operating Expenditures	\$ 33,862	\$ 42,177	\$ 34,000	-19.4%	\$ 34,000	0.0%
<u>Capital Expenditures</u>						
Fixed Assets	\$ -	\$ -	\$ -	-	\$ -	-
Total Capital Expenditures	\$ -	\$ -	\$ -	-	\$ -	-
Total Program Budget	\$ 33,862	\$ 42,177	\$ 34,000	-19.4%	\$ 34,000	0.0%

**City of Moreno Valley
FY 2015/16 - FY 2016/17 Proposed Budget
Program Detail**

PROGRAM NAME: Non-dept Child Care Grant FUND: 2201

PROGRAM NUMBER: 92201

PROGRAM OBJECTIVE: To provide appropriate funds for those activities that support the Child Care Grant fund and are not directly assignable to any one department or program.

BUDGET SUMMARY:

	<u>2013/14</u>	<u>2014/15</u>	<u>2015/16</u>	% Increase/ (Decrease) over/(under) 2014/15 Amended	<u>2016/17</u>	% Increase/ (Decrease) over/(under) 2015/16 Proposed
	Actual	Amended	Proposed Budget		Proposed Budget	
<u>Operating Expenditures</u>						
Personnel Services	\$ 677	\$ -	\$ -	-	\$ -	-
Contractual Services	-	-	-	-	-	-
Material & Supplies	-	-	-	-	-	-
Debt Service	-	-	-	-	-	-
Fixed Charges	-	-	-	-	-	-
Transfers Out	-	-	-	-	-	-
Total Operating Expenditures	\$ 677	\$ -	\$ -	-	\$ -	-
<u>Capital Expenditures</u>						
Fixed Assets	\$ -	\$ -	\$ -	-	\$ -	-
Total Capital Expenditures	\$ -	\$ -	\$ -	-	\$ -	-
Total Program Budget	\$ 677	\$ -	\$ -	-	\$ -	-

Attachment: Exhibit A - Proposed Budget Book [Revision 2] (1488 : PUBLIC HEARING ESTABLISHING APPROPRIATIONS (?GANN?) LIMIT FOR

City of Moreno Valley
FY 2015/16 - FY 2016/17 Proposed Budget
Program Detail

PROGRAM NAME: ASES Program Grant FUND: 2202

PROGRAM NUMBER: 75312

PROGRAM OBJECTIVE: The purpose of the ASES grant program is to provide literacy, academic enrichment, and safe, constructive alternatives after school for students in kindergarten through grade nine at no cost to the participants. We provide an educational and literacy element which includes tutoring and/or homework assistance designed to help students meet state standards in one or more of the academic subjects and an educational enrichment element which includes an array of additional services, programs, and activities that reinforce and complement the regular academic program to support positive youth development.

BUDGET SUMMARY:

	2013/14	2014/15	2015/16	% Increase/ (Decrease) over/(under) 2014/15 Amended	2016/17	% Increase/ (Decrease) over/(under) 2015/16 Proposed
	Actual	Amended	Proposed Budget		Proposed Budget	
<u>Operating Expenditures</u>						
Personnel Services	\$ 93,858	\$ 95,286	\$ 102,660	7.7%	\$ 103,192	0.5%
Contractual Services	6,682,545	6,647,424	6,649,241	0.0%	6,649,241	0.0%
Material & Supplies	-	20,076	20,043	-0.2%	19,421	-3.1%
Debt Service	-	-	-	-	-	-
Fixed Charges	-	-	6,256	-	6,346	1.4%
Transfers Out	-	-	-	-	-	-
Total Operating Expenditures	<u>\$ 6,776,403</u>	<u>\$ 6,762,786</u>	<u>\$ 6,778,200</u>	0.2%	<u>\$ 6,778,200</u>	0.0%
<u>Capital Expenditures</u>						
Fixed Assets	\$ -	\$ -	\$ -	-	\$ -	-
Total Capital Expenditures	<u>\$ -</u>	<u>\$ -</u>	<u>\$ -</u>	-	<u>\$ -</u>	-
Total Program Budget	<u><u>\$ 6,776,403</u></u>	<u><u>\$ 6,762,786</u></u>	<u><u>\$ 6,778,200</u></u>	0.2%	<u><u>\$ 6,778,200</u></u>	0.0%

**City of Moreno Valley
FY 2015/16 - FY 2016/17 Proposed Budget
Program Detail**

PROGRAM NAME: Non-dept Stars Program Grant FUND: 2202
 PROGRAM NUMBER: 92202
 PROGRAM OBJECTIVE: To provide appropriate funds for those activities that support the Stars Program Grant fund and are not directly assignable to any one department or program.

BUDGET SUMMARY:

	<u>2013/14</u>	<u>2014/15</u>	<u>2015/16</u>		<u>2016/17</u>	
	Actual	Amended	Proposed Budget	% Increase/ (Decrease) over/(under) 2014/15 Amended	Proposed Budget	% Increase/ (Decrease) over/(under) 2015/16 Proposed
<u>Operating Expenditures</u>						
Personnel Services	\$ 15,900	\$ -	\$ -	-	\$ -	-
Contractual Services	-	-	-	-	-	-
Material & Supplies	-	-	-	-	-	-
Debt Service	-	-	-	-	-	-
Fixed Charges	-	-	-	-	-	-
Transfers Out	-	-	-	-	-	-
Total Operating Expenditures	\$ 15,900	\$ -	\$ -	-	\$ -	-
<u>Capital Expenditures</u>						
Fixed Assets	\$ -	\$ -	\$ -	-	\$ -	-
Total Capital Expenditures	\$ -	\$ -	\$ -	-	\$ -	-
Total Program Budget	\$ 15,900	\$ -	\$ -	-	\$ -	-

Attachment: Exhibit A - Proposed Budget Book [Revision 2] (1488 : PUBLIC HEARING ESTABLISHING APPROPRIATIONS (?GANN?) LIMIT FOR

**City of Moreno Valley
FY 2015/16 - FY 2016/17 Proposed Budget
Program Detail**

PROGRAM NAME: OPP 3 Grant FUND: 2207
 PROGRAM NUMBER: 77413
 PROGRAM OBJECTIVE: To account for the Oil Payment program activities

BUDGET SUMMARY:

	<u>2013/14</u>	<u>2014/15</u>	<u>2015/16</u>		<u>2016/17</u>	
	Actual	Amended	Proposed Budget	% Increase/ (Decrease) over/(under) 2014/15 Amended	Proposed Budget	% Increase/ (Decrease) over/(under) 2015/16 Proposed
<u>Operating Expenditures</u>						
Personnel Services	\$ 24,818	\$ -	\$ -	-	\$ -	-
Contractual Services	21,613	-	-	-	-	-
Material & Supplies	500	-	-	-	-	-
Debt Service	-	-	-	-	-	-
Fixed Charges	-	-	-	-	-	-
Transfers Out	-	-	-	-	-	-
Total Operating Expenditures	\$ 46,932	\$ -	\$ -	-	\$ -	-
<u>Capital Expenditures</u>						
Fixed Assets	\$ -	\$ -	\$ -	-	\$ -	-
Total Capital Expenditures	\$ -	\$ -	\$ -	-	\$ -	-
Total Program Budget	\$ 46,932	\$ -	\$ -	-	\$ -	-

Attachment: Exhibit A - Proposed Budget Book [Revision 2] (1488 : PUBLIC HEARING ESTABLISHING APPROPRIATIONS (?GANN?) LIMIT FOR

**City of Moreno Valley
FY 2015/16 - FY 2016/17 Proposed Budget
Program Detail**

PROGRAM NAME: OPP 4 Grant FUND: 2207
 PROGRAM NUMBER: 77414
 PROGRAM OBJECTIVE: To account for the Oil Payment program activities

BUDGET SUMMARY:

	<u>2013/14</u>	<u>2014/15</u>	<u>2015/16</u>	% Increase/ (Decrease) over/(under) 2014/15 Amended	<u>2016/17</u>	% Increase/ (Decrease) over/(under) 2015/16 Proposed
	Actual	Amended	Proposed Budget		Proposed Budget	
<u>Operating Expenditures</u>						
Personnel Services	\$ 3,930	\$ 29,000	\$ 35,734	23.2%	\$ 36,774	2.9%
Contractual Services	4,112	19,049	16,849	-11.5%	15,770	-6.4%
Material & Supplies	-	-	-	-	-	-
Debt Service	-	-	-	-	-	-
Fixed Charges	-	-	-	-	-	-
Transfers Out	-	-	-	-	-	-
Total Operating Expenditures	\$ 8,042	\$ 48,049	\$ 52,583	9.4%	\$ 52,544	-0.1%
<u>Capital Expenditures</u>						
Fixed Assets	\$ -	\$ -	\$ -	-	\$ -	-
Total Capital Expenditures	\$ -	\$ -	\$ -	-	\$ -	-
Total Program Budget	\$ 8,042	\$ 48,049	\$ 52,583	9.4%	\$ 52,544	-0.1%

Attachment: Exhibit A - Proposed Budget Book [Revision 2] (1488 : PUBLIC HEARING ESTABLISHING APPROPRIATIONS (?GANN?) LIMIT FOR

City of Moreno Valley
FY 2015/16 - FY 2016/17 Proposed Budget
Program Detail

PROGRAM NAME: ESG - Emergency Solutions Grant FUND: 2300

PROGRAM NUMBER: 72751

PROGRAM OBJECTIVE: To manage the HUD issued Emergency Shelter Grant (ESG) grants to assist, protect, and improve living conditions for the homeless.

BUDGET SUMMARY:

	2013/14	2014/15	2015/16	% Increase/ (Decrease) over/(under) 2014/15 Amended	2016/17	% Increase/ (Decrease) over/(under) 2015/16 Proposed
	Actual	Amended	Proposed Budget		Proposed Budget	
<u>Operating Expenditures</u>						
Personnel Services	\$ -	\$ 21,837	\$ -	-100.0%	\$ -	-
Contractual Services	-	269,333	175,624	-34.8%	175,624	0.0%
Material & Supplies	-	-	-	-	-	-
Debt Service	-	-	-	-	-	-
Fixed Charges	-	-	-	-	-	-
Transfers Out	-	-	-	-	-	-
Total Operating Expenditures	<u>\$ -</u>	<u>\$ 291,170</u>	<u>\$ 175,624</u>	-39.7%	<u>\$ 175,624</u>	0.0%
<u>Capital Expenditures</u>						
Fixed Assets	\$ -	\$ -	\$ -	-	\$ -	-
Total Capital Expenditures	<u>\$ -</u>	<u>\$ -</u>	<u>\$ -</u>	-	<u>\$ -</u>	-
Total Program Budget	<u><u>\$ -</u></u>	<u><u>\$ 291,170</u></u>	<u><u>\$ 175,624</u></u>	-39.7%	<u><u>\$ 175,624</u></u>	0.0%

**City of Moreno Valley
FY 2015/16 - FY 2016/17 Proposed Budget
Program Detail**

PROGRAM NAME: Spay and Neuter Grant for AC FUND: 2300
 PROGRAM NUMBER: 73312
 PROGRAM OBJECTIVE: To record the revenues and expenditures related to spay neuter grants awarded to the City.

BUDGET SUMMARY:

	2013/14	2014/15	2015/16	% Increase/ (Decrease) over/(under) 2014/15 Amended	2016/17	% Increase/ (Decrease) over/(under) 2015/16 Proposed
	Actual	Amended	Proposed Budget		Proposed Budget	
<u>Operating Expenditures</u>						
Personnel Services	\$ -	\$ -	\$ -	-	\$ -	-
Contractual Services	368	29,632	-	-100.0%	-	-
Material & Supplies	-	-	-	-	-	-
Debt Service	-	-	-	-	-	-
Fixed Charges	-	-	-	-	-	-
Transfers Out	-	-	-	-	-	-
Total Operating Expenditures	\$ 368	\$ 29,632	\$ -	-100.0%	\$ -	-
<u>Capital Expenditures</u>						
Fixed Assets	\$ -	\$ -	\$ -	-	\$ -	-
Total Capital Expenditures	\$ -	\$ -	\$ -	-	\$ -	-
Total Program Budget	\$ 368	\$ 29,632	\$ -	-100.0%	\$ -	-

Attachment: Exhibit A - Proposed Budget Book [Revision 2] (1488 : PUBLIC HEARING ESTABLISHING APPROPRIATIONS (?GANN?) LIMIT FOR

**City of Moreno Valley
FY 2015/16 - FY 2016/17 Proposed Budget
Program Detail**

PROGRAM NAME: West Pact FUND: 2300
 PROGRAM NUMBER: 76701
 PROGRAM OBJECTIVE:

BUDGET SUMMARY:

	<u>2013/14</u>	<u>2014/15</u>	<u>2015/16</u>		<u>2016/17</u>	
	Actual	Amended	Proposed Budget	% Increase/ (Decrease) over/(under) 2014/15 Amended	Proposed Budget	% Increase/ (Decrease) over/(under) 2015/16 Proposed
<u>Operating Expenditures</u>						
Personnel Services	\$ -	\$ -	\$ -	-	\$ -	-
Contractual Services	150,703	200,000	200,000	0.0%	200,000	0.0%
Material & Supplies	-	-	-	-	-	-
Debt Service	-	-	-	-	-	-
Fixed Charges	-	-	-	-	-	-
Transfers Out	-	-	-	-	-	-
Total Operating Expenditures	\$ 150,703	\$ 200,000	\$ 200,000	0.0%	\$ 200,000	0.0%
<u>Capital Expenditures</u>						
Fixed Assets	\$ -	\$ -	\$ -	-	\$ -	-
Total Capital Expenditures	\$ -	\$ -	\$ -	-	\$ -	-
Total Program Budget	\$ 150,703	\$ 200,000	\$ 200,000	0.0%	\$ 200,000	0.0%

Attachment: Exhibit A - Proposed Budget Book [Revision 2] (1488 : PUBLIC HEARING ESTABLISHING APPROPRIATIONS (?GANN?) LIMIT FOR

**City of Moreno Valley
FY 2015/16 - FY 2016/17 Proposed Budget
Program Detail**

PROGRAM NAME: SLESF Grant FUND: 2410
 PROGRAM NUMBER: 76012
 PROGRAM OBJECTIVE: To provide supplemental specialized law enforcement services for the City through the AB 3229 Grant.

BUDGET SUMMARY:

	<u>2013/14</u>	<u>2014/15</u>	<u>2015/16</u>	% Increase/ (Decrease) over/(under) 2014/15 Amended	<u>2016/17</u>	% Increase/ (Decrease) over/(under) 2015/16 Proposed
	Actual	Amended	Proposed Budget		Proposed Budget	
<u>Operating Expenditures</u>						
Personnel Services	\$ -	\$ -	\$ -	-	\$ -	-
Contractual Services	325,323	319,196	325,000	1.8%	325,000	0.0%
Material & Supplies	-	-	-	-	-	-
Debt Service	-	-	-	-	-	-
Fixed Charges	-	-	-	-	-	-
Transfers Out	-	-	-	-	-	-
Total Operating Expenditures	\$ 325,323	\$ 319,196	\$ 325,000	1.8%	\$ 325,000	0.0%
<u>Capital Expenditures</u>						
Fixed Assets	\$ -	\$ -	\$ -	-	\$ -	-
Total Capital Expenditures	\$ -	\$ -	\$ -	-	\$ -	-
Total Program Budget	\$ 325,323	\$ 319,196	\$ 325,000	1.8%	\$ 325,000	0.0%

Attachment: Exhibit A - Proposed Budget Book [Revision 2] (1488 : PUBLIC HEARING ESTABLISHING APPROPRIATIONS (?GANN?) LIMIT FOR

**City of Moreno Valley
FY 2015/16 - FY 2016/17 Proposed Budget
Program Detail**

PROGRAM NAME: EMPG Emerg Mgmt Preparedness FUND: 2503
 PROGRAM NUMBER: 74101
 PROGRAM OBJECTIVE: To account for the receipt and disbursement of grant funds providing terrorism preparedness, an Emergency Operating Center (EOC), emergency planning and management of the Certified Emergency Response Team (CERT).

BUDGET SUMMARY:

	<u>2013/14</u>	<u>2014/15</u>	<u>2015/16</u>		<u>2016/17</u>	
	Actual	Amended	Proposed Budget	% Increase/ (Decrease) over/(under) 2014/15 Amended	Proposed Budget	% Increase/ (Decrease) over/(under) 2015/16 Proposed
<u>Operating Expenditures</u>						
Personnel Services	\$ 13,925	\$ -	\$ -	-	\$ -	-
Contractual Services	73	-	-	-	-	-
Material & Supplies	35,771	-	-	-	-	-
Debt Service	-	-	-	-	-	-
Fixed Charges	-	-	-	-	-	-
Transfers Out	-	-	-	-	-	-
Total Operating Expenditures	\$ 49,770	\$ -	\$ -	-	\$ -	-
<u>Capital Expenditures</u>						
Fixed Assets	\$ -	\$ -	\$ -	-	\$ -	-
Total Capital Expenditures	\$ -	\$ -	\$ -	-	\$ -	-
Total Program Budget	\$ 49,770	\$ -	\$ -	-	\$ -	-

Attachment: Exhibit A - Proposed Budget Book [Revision 2] (1488 : PUBLIC HEARING ESTABLISHING APPROPRIATIONS (?GANN?) LIMIT FOR

**City of Moreno Valley
FY 2015/16 - FY 2016/17 Proposed Budget
Program Detail**

PROGRAM NAME: SHSG Grant - FY 11 FUND: 2503
 PROGRAM NUMBER: 74102
 PROGRAM OBJECTIVE: To record the revenues and expenditures related to grants awarded to the City.

BUDGET SUMMARY:

	<u>2013/14</u>	<u>2014/15</u>	<u>2015/16</u>		<u>2016/17</u>	
	Actual	Amended	Proposed Budget	% Increase/ (Decrease) over/(under) 2014/15 Amended	Proposed Budget	% Increase/ (Decrease) over/(under) 2015/16 Proposed
<u>Operating Expenditures</u>						
Personnel Services	\$ 9,780	\$ -	\$ -	-	\$ -	-
Contractual Services	61	-	-	-	-	-
Material & Supplies	19,709	-	-	-	-	-
Debt Service	-	-	-	-	-	-
Fixed Charges	-	-	-	-	-	-
Transfers Out	-	-	-	-	-	-
Total Operating Expenditures	\$ 29,550	\$ -	\$ -	-	\$ -	-
<u>Capital Expenditures</u>						
Fixed Assets	\$ -	\$ -	\$ -	-	\$ -	-
Total Capital Expenditures	\$ -	\$ -	\$ -	-	\$ -	-
Total Program Budget	\$ 29,550	\$ -	\$ -	-	\$ -	-

Attachment: Exhibit A - Proposed Budget Book [Revision 2] (1488 : PUBLIC HEARING ESTABLISHING APPROPRIATIONS (?GANN?) LIMIT FOR

**City of Moreno Valley
FY 2015/16 - FY 2016/17 Proposed Budget
Program Detail**

PROGRAM NAME: SHSG Grant - FY 12 FUND: 2503
 PROGRAM NUMBER: 74103
 PROGRAM OBJECTIVE: To record the revenues and expenditures related to grants awarded to the City.

BUDGET SUMMARY:

	<u>2013/14</u>	<u>2014/15</u>	<u>2015/16</u>	% Increase/ (Decrease) over/(under) 2014/15 Amended	<u>2016/17</u>	% Increase/ (Decrease) over/(under) 2015/16 Proposed
	Actual	Amended	Proposed Budget		Proposed Budget	
<u>Operating Expenditures</u>						
Personnel Services	\$ 24,104	\$ -	\$ -	-	\$ -	-
Contractual Services	113	-	-	-	-	-
Material & Supplies	-	-	-	-	-	-
Debt Service	-	-	-	-	-	-
Fixed Charges	-	-	-	-	-	-
Transfers Out	-	-	-	-	-	-
Total Operating Expenditures	\$ 24,217	\$ -	\$ -	-	\$ -	-
<u>Capital Expenditures</u>						
Fixed Assets	\$ -	\$ -	\$ -	-	\$ -	-
Total Capital Expenditures	\$ -	\$ -	\$ -	-	\$ -	-
Total Program Budget	\$ 24,217	\$ -	\$ -	-	\$ -	-

Attachment: Exhibit A - Proposed Budget Book [Revision 2] (1488 : PUBLIC HEARING ESTABLISHING APPROPRIATIONS (?GANN?) LIMIT FOR

**City of Moreno Valley
FY 2015/16 - FY 2016/17 Proposed Budget
Program Detail**

PROGRAM NAME: SHSG Grant - FY 13 FUND: 2503
 PROGRAM NUMBER: 74104
 PROGRAM OBJECTIVE: To record the revenues and expenditures related to grants awarded to the City.

BUDGET SUMMARY:

	<u>2013/14</u>	<u>2014/15</u>	<u>2015/16</u>		<u>2016/17</u>	
	Actual	Amended	Proposed Budget	% Increase/ (Decrease) over/(under) 2014/15 Amended	Proposed Budget	% Increase/ (Decrease) over/(under) 2015/16 Proposed
<u>Operating Expenditures</u>						
Personnel Services	\$ 9,555	\$ 22,745	\$ -	-100.0%	\$ -	-
Contractual Services	45	-	-	-	-	-
Material & Supplies	-	-	-	-	-	-
Debt Service	-	-	-	-	-	-
Fixed Charges	-	-	-	-	-	-
Transfers Out	-	-	-	-	-	-
Total Operating Expenditures	\$ 9,600	\$ 22,745	\$ -	-100.0%	\$ -	-
<u>Capital Expenditures</u>						
Fixed Assets	\$ -	\$ -	\$ -	-	\$ -	-
Total Capital Expenditures	\$ -	\$ -	\$ -	-	\$ -	-
Total Program Budget	\$ 9,600	\$ 22,745	\$ -	-100.0%	\$ -	-

Attachment: Exhibit A - Proposed Budget Book [Revision 2] (1488 : PUBLIC HEARING ESTABLISHING APPROPRIATIONS (?GANN?) LIMIT FOR

City of Moreno Valley
FY 2015/16 - FY 2016/17 Proposed Budget
Program Detail

PROGRAM NAME: EMPG - Emergency Mgmt Prepare FUND: 2503
PROGRAM NUMBER: 74105
PROGRAM OBJECTIVE: To record the revenues and expenditures related to grants awarded to the City.

BUDGET SUMMARY:

	2013/14	2014/15	2015/16	% Increase/ (Decrease) over/(under) 2014/15 Amended	2016/17	% Increase/ (Decrease) over/(under) 2015/16 Proposed
	Actual	Amended	Proposed Budget		Proposed Budget	
<u>Operating Expenditures</u>						
Personnel Services	\$ -	\$ 34,099	\$ 67,529	98.0%	\$ 69,852	3.4%
Contractual Services	-	237	573	141.8%	587	2.4%
Material & Supplies	-	20,886	7,598	-63.6%	5,261	-30.8%
Debt Service	-	-	-	-	-	-
Fixed Charges	-	-	-	-	-	-
Transfers Out	-	-	-	-	-	-
Total Operating Expenditures	<u>\$ -</u>	<u>\$ 55,222</u>	<u>\$ 75,700</u>	37.1%	<u>\$ 75,700</u>	0.0%
<u>Capital Expenditures</u>						
Fixed Assets	\$ -	\$ -	\$ -	-	\$ -	-
Total Capital Expenditures	<u>\$ -</u>	<u>\$ -</u>	<u>\$ -</u>	-	<u>\$ -</u>	-
Total Program Budget	<u><u>\$ -</u></u>	<u><u>\$ 55,222</u></u>	<u><u>\$ 75,700</u></u>	37.1%	<u><u>\$ 75,700</u></u>	0.0%

**City of Moreno Valley
FY 2015/16 - FY 2016/17 Proposed Budget
Program Detail**

PROGRAM NAME: HSGP Grant - FY 14 FUND: 2503
 PROGRAM NUMBER: 74106
 PROGRAM OBJECTIVE: To record the revenues and expenditures related to grants awarded to the City.

BUDGET SUMMARY:

	2013/14	2014/15	2015/16	% Increase/ (Decrease) over/(under) 2014/15 Amended	2016/17	% Increase/ (Decrease) over/(under) 2015/16 Proposed
	Actual	Amended	Proposed Budget		Proposed Budget	
<u>Operating Expenditures</u>						
Personnel Services	\$ -	\$ 31,688	\$ -	-100.0%	\$ -	-
Contractual Services	-	-	-	-	-	-
Material & Supplies	-	-	-	-	-	-
Debt Service	-	-	-	-	-	-
Fixed Charges	-	-	-	-	-	-
Transfers Out	-	-	-	-	-	-
Total Operating Expenditures	\$ -	\$ 31,688	\$ -	-100.0%	\$ -	-
<u>Capital Expenditures</u>						
Fixed Assets	\$ -	\$ -	\$ -	-	\$ -	-
Total Capital Expenditures	\$ -	\$ -	\$ -	-	\$ -	-
Total Program Budget	\$ -	\$ 31,688	\$ -	-100.0%	\$ -	-

Attachment: Exhibit A - Proposed Budget Book [Revision 2] (1488 : PUBLIC HEARING ESTABLISHING APPROPRIATIONS (?GANN?) LIMIT FOR

**City of Moreno Valley
FY 2015/16 - FY 2016/17 Proposed Budget
Program Detail**

PROGRAM NAME: Hemlock Family Apartments FUND: 2506
 PROGRAM NUMBER: 72656
 PROGRAM OBJECTIVE: To account for the receipt and disbursement of funds related to the Hemlock Family Apartments project.

BUDGET SUMMARY:

	<u>2013/14</u>	<u>2014/15</u>	<u>2015/16</u>		<u>2016/17</u>	
	Actual	Amended	Proposed Budget	% Increase/ (Decrease) over/(under) 2014/15 Amended	Proposed Budget	% Increase/ (Decrease) over/(under) 2015/16 Proposed
<u>Operating Expenditures</u>						
Personnel Services	\$ -	\$ -	\$ -	-	\$ -	-
Contractual Services	-	-	-	-	-	-
Material & Supplies	-	-	-	-	-	-
Debt Service	-	-	-	-	-	-
Fixed Charges	-	-	-	-	-	-
Transfers Out	-	-	-	-	-	-
Total Operating Expenditures	\$ -	\$ -	\$ -	-	\$ -	-
<u>Capital Expenditures</u>						
Fixed Assets	\$ 175,674	\$ -	\$ -	-	\$ -	-
Total Capital Expenditures	\$ 175,674	\$ -	\$ -	-	\$ -	-
Total Program Budget	\$ 175,674	\$ -	\$ -	-	\$ -	-

Attachment: Exhibit A - Proposed Budget Book [Revision 2] (1488 : PUBLIC HEARING ESTABLISHING APPROPRIATIONS (?GANN?) LIMIT FOR

City of Moreno Valley
FY 2015/16 - FY 2016/17 Proposed Budget
Program Detail

PROGRAM NAME: HOME Administration FUND: 2506

PROGRAM NUMBER: 72657

PROGRAM OBJECTIVE: To develop and implement programs and projects that expand the supply of affordable housing for low and very low income families. Revitalize and stabilize neighborhoods to expand the City's affordable housing opportunities by providing downpayment rehabilitation assistance in the way of deferred, low interest loans.

BUDGET SUMMARY:

	2013/14	2014/15	2015/16	% Increase/ (Decrease) over/(under) 2014/15 Amended	2016/17	% Increase/ (Decrease) over/(under) 2015/16 Proposed
	Actual	Amended	Proposed Budget		Proposed Budget	
<u>Operating Expenditures</u>						
Personnel Services	\$ 14,430	\$ 52,780	\$ 34,434	-34.8%	\$ 34,434	0.0%
Contractual Services	18,593	868,549	465,198	-46.4%	465,198	0.0%
Material & Supplies	-	-	-	-	-	-
Debt Service	-	-	-	-	-	-
Fixed Charges	-	-	17,214	-	17,214	0.0%
Transfers Out	-	-	-	-	-	-
Total Operating Expenditures	\$ 33,023	\$ 921,329	\$ 516,846	-43.9%	\$ 516,846	0.0%
<u>Capital Expenditures</u>						
Fixed Assets	\$ -	\$ -	\$ -	-	\$ -	-
Total Capital Expenditures	\$ -	\$ -	\$ -	-	\$ -	-
Total Program Budget	\$ 33,023	\$ 921,329	\$ 516,846	-43.9%	\$ 516,846	0.0%

**City of Moreno Valley
FY 2015/16 - FY 2016/17 Proposed Budget
Program Detail**

PROGRAM NAME: Neighborhood Stabilization Program 1 FUND: 2507
 PROGRAM NUMBER: 72701

PROGRAM OBJECTIVE: In accordance with the Housing and Economic Recovery Act of 2008 (HERA), HUD has provided emergency CDBG grants to states, cities, and counties to address the foreclosure crisis. The City of Moreno Valley has been allocated funds to implement an 18-month Neighborhood Stabilization Program (NSP) aimed at assisting low- to moderate-income households, while targeting the areas of the City most affected by foreclosures. The City's NSP program will include: Activity 1 – Acquisition, Rehabilitation, and Rental of Multi-family Homes, Activity 2 – First Time Homebuyer Down Payment Assistance Program, and Activity 3 - Acquisition, Rehabilitation, Resale of Single Family Homes.

BUDGET SUMMARY:

	<u>2013/14</u>	<u>2014/15</u>	<u>2015/16</u>	% Increase/ (Decrease) over/(under) 2014/15 Amended	<u>2016/17</u>	% Increase/ (Decrease) over/(under) 2015/16 Proposed
	Actual	Amended	Proposed Budget		Proposed Budget	
<u>Operating Expenditures</u>						
Personnel Services	\$ 20,559	\$ 380,000	\$ -	-100.0%	\$ -	-
Contractual Services	55,612	3,420,000	-	-100.0%	-	-
Material & Supplies	291	-	-	-	-	-
Debt Service	-	-	-	-	-	-
Fixed Charges	-	-	-	-	-	-
Transfers Out	-	-	-	-	-	-
Total Operating Expenditures	\$ 76,462	\$ 3,800,000	\$ -	-100.0%	\$ -	-
<u>Capital Expenditures</u>						
Fixed Assets	\$ -	\$ -	\$ -	-	\$ -	-
Total Capital Expenditures	\$ -	\$ -	\$ -	-	\$ -	-
Total Program Budget	\$ 76,462	\$ 3,800,000	\$ -	-100.0%	\$ -	-

Attachment: Exhibit A - Proposed Budget Book [Revision 2] (1488 : PUBLIC HEARING ESTABLISHING APPROPRIATIONS (?GANN?) LIMIT FOR

City of Moreno Valley
FY 2015/16 - FY 2016/17 Proposed Budget
Program Detail

PROGRAM NAME: Neighborhood Stabilization Program 3 FUND: 2507

PROGRAM NUMBER: 72703

PROGRAM OBJECTIVE: In accordance with the Housing and Economic Recovery Act of 2008 (HERA), HUD has provided emergency CDBG grants to states, cities, and counties to address the foreclosure crisis. The City of Moreno Valley has been allocated funds to implement an 18-month Neighborhood Stabilization Program (NSP) aimed at assisting low- to moderate-income households, while targeting the areas of the City most affected by foreclosures. The City's NSP program will include: Activity 1 – Acquisition, Rehabilitation, and Rental of Multi-family Homes, Activity 2 – First Time Homebuyer Down Payment Assistance Program, and Activity 3 - Acquisition, Rehabilitation, Resale of Single Family Homes.

BUDGET SUMMARY:

	2013/14	2014/15	2015/16	% Increase/ (Decrease) over/(under) 2014/15 Amended	2016/17	% Increase/ (Decrease) over/(under) 2015/16 Proposed
	Actual	Amended	Proposed Budget		Proposed Budget	
<u>Operating Expenditures</u>						
Personnel Services	\$ 106,168	\$ -	\$ 229,118	-	\$ 236,906	3.4%
Contractual Services	1,028,396	1,900,000	-	-100.0%	-	-
Material & Supplies	306	-	-	-	-	-
Debt Service	-	-	-	-	-	-
Fixed Charges	-	-	11,816	-	11,988	1.5%
Transfers Out	-	-	-	-	-	-
Total Operating Expenditures	<u>\$ 1,134,871</u>	<u>\$ 1,900,000</u>	<u>\$ 240,934</u>	-87.3%	<u>\$ 248,894</u>	3.3%
<u>Capital Expenditures</u>						
Fixed Assets	\$ -	\$ -	\$ -	-	\$ -	-
Total Capital Expenditures	<u>\$ -</u>	<u>\$ -</u>	<u>\$ -</u>	-	<u>\$ -</u>	-
Total Program Budget	<u><u>\$ 1,134,871</u></u>	<u><u>\$ 1,900,000</u></u>	<u><u>\$ 240,934</u></u>	-87.3%	<u><u>\$ 248,894</u></u>	3.3%

City of Moreno Valley
FY 2015/16 - FY 2016/17 Proposed Budget
Program Detail

PROGRAM NAME: CDBG Program FUND: 2512

PROGRAM NUMBER: 72611

PROGRAM OBJECTIVE: To administer Community Development Block Grant funds received from the Department of Housing and Urban Development (HUD).

BUDGET SUMMARY:

	2013/14	2014/15	2015/16	% Increase/ (Decrease) over/(under) 2014/15 Amended	2016/17	% Increase/ (Decrease) over/(under) 2015/16 Proposed
	Actual	Amended	Proposed Budget		Proposed Budget	
<u>Operating Expenditures</u>						
Personnel Services	\$ 275,217	\$ 344,182	\$ 575,785	67.3%	\$ 577,590	0.3%
Contractual Services	884,323	1,296,121	844,479	-34.8%	1,132,523	34.1%
Material & Supplies	689	600	600	0.0%	600	0.0%
Debt Service	-	-	-	-	-	-
Fixed Charges	18,775	18,775	17,601	-6.3%	17,752	0.9%
Transfers Out	-	-	-	-	-	-
Total Operating Expenditures	<u>\$ 1,179,004</u>	<u>\$ 1,659,678</u>	<u>\$ 1,438,465</u>	-13.3%	<u>\$ 1,728,465</u>	20.2%
<u>Capital Expenditures</u>						
Fixed Assets	\$ -	\$ -	\$ -	-	\$ -	-
Total Capital Expenditures	<u>\$ -</u>	<u>\$ -</u>	<u>\$ -</u>	-	<u>\$ -</u>	-
Total Program Budget	<u><u>\$ 1,179,004</u></u>	<u><u>\$ 1,659,678</u></u>	<u><u>\$ 1,438,465</u></u>	-13.3%	<u><u>\$ 1,728,465</u></u>	20.2%

Attachment: Exhibit A - Proposed Budget Book [Revision 2] (1488 : PUBLIC HEARING ESTABLISHING APPROPRIATIONS (?GANN?) LIMIT FOR

City of Moreno Valley
FY 2015/16 - FY 2016/17 Proposed Budget
Program Detail

PROGRAM NAME: Non-dept CDBG Program FUND: 2512

PROGRAM NUMBER: 92512

PROGRAM OBJECTIVE: To administer Community Development Block Grant funds received from the Department of Housing and Urban Development (HUD).

BUDGET SUMMARY:

	2013/14	2014/15	2015/16	% Increase/ (Decrease) over/(under) 2014/15 Amended	2016/17	% Increase/ (Decrease) over/(under) 2015/16 Proposed
	Actual	Amended	Proposed Budget		Proposed Budget	
<u>Operating Expenditures</u>						
Personnel Services	\$ 15,411	\$ -	\$ -	-	\$ -	-
Contractual Services	-	-	-	-	-	-
Material & Supplies	-	-	-	-	-	-
Debt Service	-	-	-	-	-	-
Fixed Charges	-	-	-	-	-	-
Transfers Out	-	45,851	-	-100.0%	-	-
Total Operating Expenditures	<u>\$ 15,411</u>	<u>\$ 45,851</u>	<u>\$ -</u>	-100.0%	<u>\$ -</u>	-
<u>Capital Expenditures</u>						
Fixed Assets	\$ -	\$ -	\$ -	-	\$ -	-
Total Capital Expenditures	<u>\$ -</u>	<u>\$ -</u>	<u>\$ -</u>	-	<u>\$ -</u>	-
Total Program Budget	<u><u>\$ 15,411</u></u>	<u><u>\$ 45,851</u></u>	<u><u>\$ -</u></u>	-100.0%	<u><u>\$ -</u></u>	-

**City of Moreno Valley
FY 2015/16 - FY 2016/17 Proposed Budget
Program Detail**

PROGRAM NAME: Sobriety Checkpoint SC13272 FUND: 2705

PROGRAM NUMBER: 76412

PROGRAM OBJECTIVE: The goal of the Sobriety Checkpoint Program for Local Law Enforcement Agencies is to reduce the number of victims killed and injured in alcohol involved crashes in cities participating in this program. The Moreno Valley Police Department will conduct sobriety checkpoints in Moreno Valley in accordance with the contract to enforce this program.

BUDGET SUMMARY:

	<u>2013/14</u>	<u>2014/15</u>	<u>2015/16</u>		<u>2016/17</u>	
	Actual	Amended	Proposed Budget	% Increase/ (Decrease) over/(under) 2014/15 Amended	Proposed Budget	% Increase/ (Decrease) over/(under) 2015/16 Proposed
<u>Operating Expenditures</u>						
Personnel Services	\$ -	\$ -	\$ -	-	\$ -	-
Contractual Services	58,138	-	-	-	-	-
Material & Supplies	-	-	-	-	-	-
Debt Service	-	-	-	-	-	-
Fixed Charges	-	-	-	-	-	-
Transfers Out	-	-	-	-	-	-
Total Operating Expenditures	\$ 58,138	\$ -	\$ -	-	\$ -	-
<u>Capital Expenditures</u>						
Fixed Assets	\$ -	\$ -	\$ -	-	\$ -	-
Total Capital Expenditures	\$ -	\$ -	\$ -	-	\$ -	-
Total Program Budget	\$ 58,138	\$ -	\$ -	-	\$ -	-

Attachment: Exhibit A - Proposed Budget Book [Revision 2] (1488 : PUBLIC HEARING ESTABLISHING APPROPRIATIONS (?GANN?) LIMIT FOR

**City of Moreno Valley
FY 2015/16 - FY 2016/17 Proposed Budget
Program Detail**

PROGRAM NAME: STEP Grant #PT1303 FUND: 2705
 PROGRAM NUMBER: 76601
 PROGRAM OBJECTIVE: To account for the receipt and disbursement of the California Office of Traffic Safety, Selective Traffic Enforcement Program (STEP) grant.

BUDGET SUMMARY:

	<u>2013/14</u>	<u>2014/15</u>	<u>2015/16</u>	% Increase/ (Decrease) over/(under) 2014/15 Amended	<u>2016/17</u>	% Increase/ (Decrease) over/(under) 2015/16 Proposed
	<u>Actual</u>	<u>Amended</u>	<u>Proposed Budget</u>		<u>Proposed Budget</u>	
<u>Operating Expenditures</u>						
Personnel Services	\$ -	\$ -	\$ -	-	\$ -	-
Contractual Services	28,815	-	-	-	-	-
Material & Supplies	-	-	-	-	-	-
Debt Service	-	-	-	-	-	-
Fixed Charges	-	-	-	-	-	-
Transfers Out	-	-	-	-	-	-
Total Operating Expenditures	\$ 28,815	\$ -	\$ -	-	\$ -	-
<u>Capital Expenditures</u>						
Fixed Assets	\$ -	\$ -	\$ -	-	\$ -	-
Total Capital Expenditures	\$ -	\$ -	\$ -	-	\$ -	-
Total Program Budget	\$ 28,815	\$ -	\$ -	-	\$ -	-

Attachment: Exhibit A - Proposed Budget Book [Revision 2] (1488 : PUBLIC HEARING ESTABLISHING APPROPRIATIONS (?GANN?) LIMIT FOR

**City of Moreno Valley
FY 2015/16 - FY 2016/17 Proposed Budget
Program Detail**

PROGRAM NAME: Non-Dept OTS Grants Public Safety FUND: 2705
 PROGRAM NUMBER: 92705
 PROGRAM OBJECTIVE: To record the revenues and expenditures related to grants awarded to the City.

BUDGET SUMMARY:

	<u>2013/14</u>	<u>2014/15</u>	<u>2015/16</u>		<u>2016/17</u>	
	Actual	Amended	Proposed Budget	% Increase/ (Decrease) over/(under) 2014/15 Amended	Proposed Budget	% Increase/ (Decrease) over/(under) 2015/16 Proposed
<u>Operating Expenditures</u>						
Personnel Services	\$ -	\$ -	\$ -	-	\$ -	-
Contractual Services	(7,234)	-	-	-	-	-
Material & Supplies	-	-	-	-	-	-
Debt Service	-	-	-	-	-	-
Fixed Charges	-	-	-	-	-	-
Transfers Out	-	-	-	-	-	-
Total Operating Expenditures	\$ (7,234)	\$ -	\$ -	-	\$ -	-
<u>Capital Expenditures</u>						
Fixed Assets	\$ -	\$ -	\$ -	-	\$ -	-
Total Capital Expenditures	\$ -	\$ -	\$ -	-	\$ -	-
Total Program Budget	\$ (7,234)	\$ -	\$ -	-	\$ -	-

Attachment: Exhibit A - Proposed Budget Book [Revision 2] (1488 : PUBLIC HEARING ESTABLISHING APPROPRIATIONS (?GANN?) LIMIT FOR

**City of Moreno Valley
FY 2015/16 - FY 2016/17 Proposed Budget
Program Detail**

PROGRAM NAME: Code JAG 2011 Grant FUND: 2715
 PROGRAM NUMBER: 72111
 PROGRAM OBJECTIVE: This grant funding will be used for Specialized Code Enforcement Program.

BUDGET SUMMARY:

	<u>2013/14</u>	<u>2014/15</u>	<u>2015/16</u>		<u>2016/17</u>	
	Actual	Amended	Proposed Budget	% Increase/ (Decrease) over/(under) 2014/15 Amended	Proposed Budget	% Increase/ (Decrease) over/(under) 2015/16 Proposed
<u>Operating Expenditures</u>						
Personnel Services	\$ 2,023	\$ -	\$ -	-	\$ -	-
Contractual Services	908	-	-	-	-	-
Material & Supplies	-	-	-	-	-	-
Debt Service	-	-	-	-	-	-
Fixed Charges	-	-	-	-	-	-
Transfers Out	-	-	-	-	-	-
Total Operating Expenditures	\$ 2,930	\$ -	\$ -	-	\$ -	-
<u>Capital Expenditures</u>						
Fixed Assets	\$ -	\$ -	\$ -	-	\$ -	-
Total Capital Expenditures	\$ -	\$ -	\$ -	-	\$ -	-
Total Program Budget	\$ 2,930	\$ -	\$ -	-	\$ -	-

Attachment: Exhibit A - Proposed Budget Book [Revision 2] (1488 : PUBLIC HEARING ESTABLISHING APPROPRIATIONS (?GANN?) LIMIT FOR

**City of Moreno Valley
FY 2015/16 - FY 2016/17 Proposed Budget
Program Detail**

PROGRAM NAME: Code JAG 2012 DJ-BX-0695 FUND: 2715
 PROGRAM NUMBER: 72112
 PROGRAM OBJECTIVE: This grant funding will be used for Specialized Code Enforcement Program.

BUDGET SUMMARY:

	<u>2013/14</u>	<u>2014/15</u>	<u>2015/16</u>	% Increase/ (Decrease) over/(under) 2014/15 Amended	<u>2016/17</u>	% Increase/ (Decrease) over/(under) 2015/16 Proposed
	Actual	Amended	Proposed Budget		Proposed Budget	
<u>Operating Expenditures</u>						
Personnel Services	\$ 57,810	\$ 3,410	\$ -	-100.0%	\$ -	-
Contractual Services	1,003	157	-	-100.0%	-	-
Material & Supplies	371	-	-	-	-	-
Debt Service	-	-	-	-	-	-
Fixed Charges	-	-	-	-	-	-
Transfers Out	-	-	-	-	-	-
Total Operating Expenditures	\$ 59,185	\$ 3,567	\$ -	-100.0%	\$ -	-
<u>Capital Expenditures</u>						
Fixed Assets	\$ -	\$ -	\$ -	-	\$ -	-
Total Capital Expenditures	\$ -	\$ -	\$ -	-	\$ -	-
Total Program Budget	\$ 59,185	\$ 3,567	\$ -	-100.0%	\$ -	-

Attachment: Exhibit A - Proposed Budget Book [Revision 2] (1488 : PUBLIC HEARING ESTABLISHING APPROPRIATIONS (?GANN?) LIMIT FOR

**City of Moreno Valley
FY 2015/16 - FY 2016/17 Proposed Budget
Program Detail**

PROGRAM NAME: Code JAG 2013 Grant FUND: 2715
 PROGRAM NUMBER: 72113
 PROGRAM OBJECTIVE: This grant funding will be used for Specialized Code Enforcement Program.

BUDGET SUMMARY:

	<u>2013/14</u>	<u>2014/15</u>	<u>2015/16</u>	% Increase/ (Decrease) over/(under) 2014/15 Amended	<u>2016/17</u>	% Increase/ (Decrease) over/(under) 2015/16 Proposed
	Actual	Amended	Proposed Budget		Proposed Budget	
<u>Operating Expenditures</u>						
Personnel Services	\$ -	\$ 53,185	\$ -	-100.0%	\$ -	-
Contractual Services	-	700	-	-100.0%	-	-
Material & Supplies	-	400	-	-100.0%	-	-
Debt Service	-	-	-	-	-	-
Fixed Charges	-	-	-	-	-	-
Transfers Out	-	-	-	-	-	-
Total Operating Expenditures	\$ -	\$ 54,285	\$ -	-100.0%	\$ -	-
<u>Capital Expenditures</u>						
Fixed Assets	\$ -	\$ -	\$ -	-	\$ -	-
Total Capital Expenditures	\$ -	\$ -	\$ -	-	\$ -	-
Total Program Budget	\$ -	\$ 54,285	\$ -	-100.0%	\$ -	-

Attachment: Exhibit A - Proposed Budget Book [Revision 2] (1488 : PUBLIC HEARING ESTABLISHING APPROPRIATIONS (?GANN?) LIMIT FOR

**City of Moreno Valley
FY 2015/16 - FY 2016/17 Proposed Budget
Program Detail**

PROGRAM NAME: Code JAG 2014 Grant FUND: 2715
 PROGRAM NUMBER: 72114
 PROGRAM OBJECTIVE: This grant funding will be used for Specialized Code Enforcement Program.

BUDGET SUMMARY:

	<u>2013/14</u>	<u>2014/15</u>	<u>2015/16</u>	% Increase/ (Decrease) over/(under) 2014/15 Amended	<u>2016/17</u>	% Increase/ (Decrease) over/(under) 2015/16 Proposed
	Actual	Amended	Proposed Budget		Proposed Budget	
<u>Operating Expenditures</u>						
Personnel Services	\$ -	\$ 57,572	\$ -	-100.0%	\$ -	-
Contractual Services	-	720	-	-100.0%	-	-
Material & Supplies	-	780	-	-100.0%	-	-
Debt Service	-	-	-	-	-	-
Fixed Charges	-	-	-	-	-	-
Transfers Out	-	-	-	-	-	-
Total Operating Expenditures	\$ -	\$ 59,072	\$ -	-100.0%	\$ -	-
<u>Capital Expenditures</u>						
Fixed Assets	\$ -	\$ -	\$ -	-	\$ -	-
Total Capital Expenditures	\$ -	\$ -	\$ -	-	\$ -	-
Total Program Budget	\$ -	\$ 59,072	\$ -	-100.0%	\$ -	-

Attachment: Exhibit A - Proposed Budget Book [Revision 2] (1488 : PUBLIC HEARING ESTABLISHING APPROPRIATIONS (?GANN?) LIMIT FOR

**City of Moreno Valley
FY 2015/16 - FY 2016/17 Proposed Budget
Program Detail**

PROGRAM NAME: JAG 2009-10 DD-BX-0445 FUND: 2715

PROGRAM NUMBER: 76510

PROGRAM OBJECTIVE: The goal of this project is to prevent and combat juvenile delinquency, reduce violence, gang involvement, alcohol, tobacco, and drug abuse to the students and staff at Rancho Verde High School with one full time presence of a Deputy Sheriff/Police Officer as a School Resource Officer (SRO). This Deputy/SRO will provide law enforcement services for incidents involving violations for criminal code violations occurring on or around the school campus where students are involved.

BUDGET SUMMARY:

	<u>2013/14</u>	<u>2014/15</u>	<u>2015/16</u>		<u>2016/17</u>	
	Actual	Amended	Proposed Budget	% Increase/ (Decrease) over/(under) 2014/15 Amended	Proposed Budget	% Increase/ (Decrease) over/(under) 2015/16 Proposed
<u>Operating Expenditures</u>						
Personnel Services	\$ -	\$ -	\$ -	-	\$ -	-
Contractual Services	111,884	-	-	-	-	-
Material & Supplies	16,578	-	-	-	-	-
Debt Service	-	-	-	-	-	-
Fixed Charges	-	-	-	-	-	-
Transfers Out	-	-	-	-	-	-
Total Operating Expenditures	\$ 128,463	\$ -	\$ -	-	\$ -	-
<u>Capital Expenditures</u>						
Fixed Assets	\$ -	\$ -	\$ -	-	\$ -	-
Total Capital Expenditures	\$ -	\$ -	\$ -	-	\$ -	-
Total Program Budget	\$ 128,463	\$ -	\$ -	-	\$ -	-

Attachment: Exhibit A - Proposed Budget Book [Revision 2] (1488 : PUBLIC HEARING ESTABLISHING APPROPRIATIONS (?GANN?) LIMIT FOR

**City of Moreno Valley
FY 2015/16 - FY 2016/17 Proposed Budget
Program Detail**

PROGRAM NAME: Target Grant - PD FUND: 2803
 PROGRAM NUMBER: 76017
 PROGRAM OBJECTIVE: To record the revenues and expenditures related to grants awarded to the City.

BUDGET SUMMARY:

	<u>2013/14</u>	<u>2014/15</u>	<u>2015/16</u>	% Increase/ (Decrease) over/(under) 2014/15 Amended	<u>2016/17</u>	% Increase/ (Decrease) over/(under) 2015/16 Proposed
	<u>Actual</u>	<u>Amended</u>	<u>Proposed Budget</u>		<u>Proposed Budget</u>	
<u>Operating Expenditures</u>						
Personnel Services	\$ -	\$ -	\$ -	-	\$ -	-
Contractual Services	-	-	-	-	-	-
Material & Supplies	2,000	-	-	-	-	-
Debt Service	-	-	-	-	-	-
Fixed Charges	-	-	-	-	-	-
Transfers Out	-	-	-	-	-	-
Total Operating Expenditures	\$ 2,000	\$ -	\$ -	-	\$ -	-
<u>Capital Expenditures</u>						
Fixed Assets	\$ -	\$ -	\$ -	-	\$ -	-
Total Capital Expenditures	\$ -	\$ -	\$ -	-	\$ -	-
Total Program Budget	\$ 2,000	\$ -	\$ -	-	\$ -	-

Attachment: Exhibit A - Proposed Budget Book [Revision 2] (1488 : PUBLIC HEARING ESTABLISHING APPROPRIATIONS (?GANN?) LIMIT FOR

City of Moreno Valley
FY 2015/16 - FY 2016/17 Proposed Budget
Program Detail

PROGRAM NAME: Non-Dept DIF Arterial Streets FUND: 2901
PROGRAM NUMBER: 92901
PROGRAM OBJECTIVE: To collect and manage the development impact fees for arterial streets.

BUDGET SUMMARY:

	<u>2013/14</u>	<u>2014/15</u>	<u>2015/16</u>		<u>2016/17</u>	
	Actual	Amended	Proposed Budget	% Increase/ (Decrease) over/(under) 2014/15 Amended	Proposed Budget	% Increase/ (Decrease) over/(under) 2015/16 Proposed
<u>Operating Expenditures</u>						
Personnel Services	\$ -	\$ -	\$ -	-	\$ -	-
Contractual Services	-	-	-	-	-	-
Material & Supplies	-	-	-	-	-	-
Debt Service	-	-	-	-	-	-
Fixed Charges	-	-	-	-	-	-
Transfers Out	1,118,200	906,000	1,084,000	19.6%	1,064,000	-1.8%
Total Operating Expenditures	<u>\$ 1,118,200</u>	<u>\$ 906,000</u>	<u>\$ 1,084,000</u>	19.6%	<u>\$ 1,064,000</u>	-1.8%
<u>Capital Expenditures</u>						
Fixed Assets	\$ -	\$ -	\$ -	-	\$ -	-
Total Capital Expenditures	<u>\$ -</u>	<u>\$ -</u>	<u>\$ -</u>	-	<u>\$ -</u>	-
Total Program Budget	<u><u>\$ 1,118,200</u></u>	<u><u>\$ 906,000</u></u>	<u><u>\$ 1,084,000</u></u>	19.6%	<u><u>\$ 1,064,000</u></u>	-1.8%

City of Moreno Valley
FY 2015/16 - FY 2016/17 Proposed Budget
Program Detail

PROGRAM NAME: Non-Dept DIF Traffic Signals FUND: 2902
PROGRAM NUMBER: 92902
PROGRAM OBJECTIVE: To collect and manage the development impact fees for traffic signals.

BUDGET SUMMARY:

	2013/14	2014/15	2015/16	% Increase/ (Decrease) over/(under) 2014/15 Amended	2016/17	% Increase/ (Decrease) over/(under) 2015/16 Proposed
	Actual	Amended	Proposed Budget		Proposed Budget	
<u>Operating Expenditures</u>						
Personnel Services	\$ -	\$ -	\$ -	-	\$ -	-
Contractual Services	-	-	-	-	-	-
Material & Supplies	-	-	-	-	-	-
Debt Service	-	-	-	-	-	-
Fixed Charges	-	-	-	-	-	-
Transfers Out	357,000	80,000	120,000	50.0%	-	-100.0%
Total Operating Expenditures	<u>\$ 357,000</u>	<u>\$ 80,000</u>	<u>\$ 120,000</u>	50.0%	<u>\$ -</u>	-100.0%
<u>Capital Expenditures</u>						
Fixed Assets	\$ -	\$ -	\$ -	-	\$ -	-
Total Capital Expenditures	<u>\$ -</u>	<u>\$ -</u>	<u>\$ -</u>	-	<u>\$ -</u>	-
Total Program Budget	<u><u>\$ 357,000</u></u>	<u><u>\$ 80,000</u></u>	<u><u>\$ 120,000</u></u>	50.0%	<u><u>\$ -</u></u>	-100.0%

**City of Moreno Valley
FY 2015/16 - FY 2016/17 Proposed Budget
Program Detail**

PROGRAM NAME: Non-Dept DIF Fire FUND: 2903
 PROGRAM NUMBER: 92903
 PROGRAM OBJECTIVE: To collect and manage the development impact fees for the Fire Facility.

BUDGET SUMMARY:

	<u>2013/14</u>	<u>2014/15</u>	<u>2015/16</u>		<u>2016/17</u>	
	Actual	Amended	Proposed Budget	% Increase/ (Decrease) over/(under) 2014/15 Amended	Proposed Budget	% Increase/ (Decrease) over/(under) 2015/16 Proposed
<u>Operating Expenditures</u>						
Personnel Services	\$ -	\$ -	\$ -	-	\$ -	-
Contractual Services	-	-	-	-	-	-
Material & Supplies	-	-	-	-	-	-
Debt Service	-	-	-	-	-	-
Fixed Charges	-	-	-	-	-	-
Transfers Out	1,056,400	208,000	248,000	19.2%	243,000	-2.0%
Total Operating Expenditures	\$ 1,056,400	\$ 208,000	\$ 248,000	19.2%	\$ 243,000	-2.0%
<u>Capital Expenditures</u>						
Fixed Assets	\$ -	\$ -	\$ -	-	\$ -	-
Total Capital Expenditures	\$ -	\$ -	\$ -	-	\$ -	-
Total Program Budget	\$ 1,056,400	\$ 208,000	\$ 248,000	19.2%	\$ 243,000	-2.0%

Attachment: Exhibit A - Proposed Budget Book [Revision 2] (1488 : PUBLIC HEARING ESTABLISHING APPROPRIATIONS (?GANN?) LIMIT FOR

**City of Moreno Valley
FY 2015/16 - FY 2016/17 Proposed Budget
Program Detail**

PROGRAM NAME: Non-Dept DIF Police FUND: 2904
 PROGRAM NUMBER: 92904
 PROGRAM OBJECTIVE: To collect and manage the development impact fees for the Police Facility.

BUDGET SUMMARY:

	<u>2013/14</u>	<u>2014/15</u>	<u>2015/16</u>	% Increase/ (Decrease) over/(under) 2014/15 Amended	<u>2016/17</u>	% Increase/ (Decrease) over/(under) 2015/16 Proposed
	<u>Actual</u>	<u>Amended</u>	<u>Proposed Budget</u>		<u>Proposed Budget</u>	
<u>Operating Expenditures</u>						
Personnel Services	\$ -	\$ -	\$ -	-	\$ -	-
Contractual Services	-	-	-	-	-	-
Material & Supplies	-	-	-	-	-	-
Debt Service	-	-	-	-	-	-
Fixed Charges	-	-	-	-	-	-
Transfers Out	678,600	552,000	657,000	19.0%	644,000	-2.0%
Total Operating Expenditures	\$ 678,600	\$ 552,000	\$ 657,000	19.0%	\$ 644,000	-2.0%
<u>Capital Expenditures</u>						
Fixed Assets	\$ -	\$ -	\$ -	-	\$ -	-
Total Capital Expenditures	\$ -	\$ -	\$ -	-	\$ -	-
Total Program Budget	\$ 678,600	\$ 552,000	\$ 657,000	19.0%	\$ 644,000	-2.0%

Attachment: Exhibit A - Proposed Budget Book [Revision 2] (1488 : PUBLIC HEARING ESTABLISHING APPROPRIATIONS (?GANN?) LIMIT FOR

**City of Moreno Valley
FY 2015/16 - FY 2016/17 Proposed Budget
Program Detail**

PROGRAM NAME: Non-Dept DIF Parkland Facilities FUND: 2905
 PROGRAM NUMBER: 92905
 PROGRAM OBJECTIVE: To collect and manage the development impact fees for the Parkland Facilities.

BUDGET SUMMARY:

	<u>2013/14</u>	<u>2014/15</u>	<u>2015/16</u>		<u>2016/17</u>	
	Actual	Amended	Proposed Budget	% Increase/ (Decrease) over/(under) 2014/15 Amended	Proposed Budget	% Increase/ (Decrease) over/(under) 2015/16 Proposed
<u>Operating Expenditures</u>						
Personnel Services	\$ -	\$ -	\$ -	-	\$ -	-
Contractual Services	-	-	-	-	-	-
Material & Supplies	-	-	-	-	-	-
Debt Service	-	-	-	-	-	-
Fixed Charges	-	-	-	-	-	-
Transfers Out	461,500	-	160,000	-	-	-100.0%
Total Operating Expenditures	\$ 461,500	\$ -	\$ 160,000	-	\$ -	-100.0%
<u>Capital Expenditures</u>						
Fixed Assets	\$ -	\$ -	\$ -	-	\$ -	-
Total Capital Expenditures	\$ -	\$ -	\$ -	-	\$ -	-
Total Program Budget	\$ 461,500	\$ -	\$ 160,000	-	\$ -	-100.0%

Attachment: Exhibit A - Proposed Budget Book [Revision 2] (1488 : PUBLIC HEARING ESTABLISHING APPROPRIATIONS (?GANN?) LIMIT FOR

**City of Moreno Valley
FY 2015/16 - FY 2016/17 Proposed Budget
Program Detail**

PROGRAM NAME: Non-Dept DIF Quimby In-Lieu Park Fees FUND: 2906
 PROGRAM NUMBER: 92906
 PROGRAM OBJECTIVE: To collect and manage the Quimby In-Lieu Park Fees.

BUDGET SUMMARY:

	<u>2013/14</u>	<u>2014/15</u>	<u>2015/16</u>		<u>2016/17</u>	
	Actual	Amended	Proposed Budget	% Increase/ (Decrease) over/(under) 2014/15 Amended	Proposed Budget	% Increase/ (Decrease) over/(under) 2015/16 Proposed
<u>Operating Expenditures</u>						
Personnel Services	\$ -	\$ -	\$ -	-	\$ -	-
Contractual Services	-	-	-	-	-	-
Material & Supplies	-	-	-	-	-	-
Debt Service	-	-	-	-	-	-
Fixed Charges	-	-	-	-	-	-
Transfers Out	846,500	325,000	875,000	169.2%	325,000	-62.9%
Total Operating Expenditures	\$ 846,500	\$ 325,000	\$ 875,000	169.2%	\$ 325,000	-62.9%
<u>Capital Expenditures</u>						
Fixed Assets	\$ -	\$ -	\$ -	-	\$ -	-
Total Capital Expenditures	\$ -	\$ -	\$ -	-	\$ -	-
Total Program Budget	\$ 846,500	\$ 325,000	\$ 875,000	169.2%	\$ 325,000	-62.9%

Attachment: Exhibit A - Proposed Budget Book [Revision 2] (1488 : PUBLIC HEARING ESTABLISHING APPROPRIATIONS (?GANN?) LIMIT FOR

City of Moreno Valley
FY 2015/16 - FY 2016/17 Proposed Budget
Program Detail

PROGRAM NAME: Non-Dept DIF Corporate Yard FUND: 2910
PROGRAM NUMBER: 92910
PROGRAM OBJECTIVE: To collect and manage the development impact fees for the Corporate Yard.

BUDGET SUMMARY:

	2013/14	2014/15	2015/16	% Increase/ (Decrease) over/(under) 2014/15 Amended	2016/17	% Increase/ (Decrease) over/(under) 2015/16 Proposed
	Actual	Amended	Proposed Budget		Proposed Budget	
<u>Operating Expenditures</u>						
Personnel Services	\$ -	\$ -	\$ -	-	\$ -	-
Contractual Services	-	-	-	-	-	-
Material & Supplies	-	-	-	-	-	-
Debt Service	-	-	-	-	-	-
Fixed Charges	-	-	-	-	-	-
Transfers Out	-	3,481,592	-	-100.0%	-	-
Total Operating Expenditures	\$ -	\$ 3,481,592	\$ -	-100.0%	\$ -	-
<u>Capital Expenditures</u>						
Fixed Assets	\$ -	\$ -	\$ -	-	\$ -	-
Total Capital Expenditures	\$ -	\$ -	\$ -	-	\$ -	-
Total Program Budget	\$ -	\$ 3,481,592	\$ -	-100.0%	\$ -	-

**City of Moreno Valley
FY 2015/16 - FY 2016/17 Proposed Budget
Program Detail**

PROGRAM NAME: Non-Dept DIF Interchange Improvements FUND: 2911
 PROGRAM NUMBER: 92911
 PROGRAM OBJECTIVE: To collect and manage the development impact fees for interchange improvements.

BUDGET SUMMARY:

	<u>2013/14</u>	<u>2014/15</u>	<u>2015/16</u>		<u>2016/17</u>	
	Actual	Amended	Proposed Budget	% Increase/ (Decrease) over/(under) 2014/15 Amended	Proposed Budget	% Increase/ (Decrease) over/(under) 2015/16 Proposed
<u>Operating Expenditures</u>						
Personnel Services	\$ -	\$ -	\$ -	-	\$ -	-
Contractual Services	-	-	-	-	-	-
Material & Supplies	-	-	-	-	-	-
Debt Service	-	-	-	-	-	-
Fixed Charges	-	-	-	-	-	-
Transfers Out	-	392,996	-	-100.0%	-	-
Total Operating Expenditures	\$ -	\$ 392,996	\$ -	-100.0%	\$ -	-
<u>Capital Expenditures</u>						
Fixed Assets	\$ -	\$ -	\$ -	-	\$ -	-
Total Capital Expenditures	\$ -	\$ -	\$ -	-	\$ -	-
Total Program Budget	\$ -	\$ 392,996	\$ -	-100.0%	\$ -	-

Attachment: Exhibit A - Proposed Budget Book [Revision 2] (1488 : PUBLIC HEARING ESTABLISHING APPROPRIATIONS (?GANN?) LIMIT FOR

**City of Moreno Valley
FY 2015/16 - FY 2016/17 Proposed Budget
Program Detail**

PROGRAM NAME: 92914 Non-Dept DIF Administration FUND: 2914
 PROGRAM NUMBER: 92914
 PROGRAM OBJECTIVE: To collect and manage the development impact fees for DIF administration and future studies.

BUDGET SUMMARY:

	<u>2013/14</u>	<u>2014/15</u>	<u>2015/16</u>		<u>2016/17</u>	
	Actual	Amended	Proposed Budget	% Increase/ (Decrease) over/(under) 2014/15 Amended	Proposed Budget	% Increase/ (Decrease) over/(under) 2015/16 Proposed
<u>Operating Expenditures</u>						
Personnel Services	\$ -	\$ -	\$ -	-	\$ -	-
Contractual Services	-	-	-	-	-	-
Material & Supplies	-	-	-	-	-	-
Debt Service	-	-	-	-	-	-
Fixed Charges	-	-	-	-	-	-
Transfers Out	-	50,072	-	-100.0%	-	-
Total Operating Expenditures	\$ -	\$ 50,072	\$ -	-100.0%	\$ -	-
<u>Capital Expenditures</u>						
Fixed Assets	\$ -	\$ -	\$ -	-	\$ -	-
Total Capital Expenditures	\$ -	\$ -	\$ -	-	\$ -	-
Total Program Budget	\$ -	\$ 50,072	\$ -	-100.0%	\$ -	-

Attachment: Exhibit A - Proposed Budget Book [Revision 2] (1488 : PUBLIC HEARING ESTABLISHING APPROPRIATIONS (?GANN?) LIMIT FOR

**City of Moreno Valley
FY 2015/16 - FY 2016/17 Proposed Budget
Program Detail**

PROGRAM NAME: Equestrian Trail Endowment FUND: 3911
PROGRAM NUMBER: 35020
PROGRAM OBJECTIVE: For the tracking of endowment activities.

BUDGET SUMMARY:

	2013/14	2014/15	2015/16	%	2016/17	%
	Actual	Amended	Proposed Budget	Increase/ (Decrease) over/(under) 2014/15 Amended	Proposed Budget	Increase/ (Decrease) over/(under) 2015/16 Proposed
<u>Operating Expenditures</u>						
Personnel Services	\$ -	\$ -	\$ -	-	\$ -	-
Contractual Services	-	-	-	-	-	-
Material & Supplies	429	-	200	-	200	0.0%
Debt Service	-	-	-	-	-	-
Fixed Charges	-	-	-	-	-	-
Transfers Out	-	-	-	-	-	-
Total Operating Expenditures	\$ 429	\$ -	\$ 200	-	\$ 200	0.0%
<u>Capital Expenditures</u>						
Fixed Assets	\$ -	\$ -	\$ -	-	\$ -	-
Total Capital Expenditures	\$ -	\$ -	\$ -	-	\$ -	-
Total Program Budget	\$ 429	\$ -	\$ 200	-	\$ 200	0.0%

**City of Moreno Valley
FY 2015/16 - FY 2016/17 Proposed Budget
Program Detail**

PROGRAM NAME: Non-Dept NPDES Endowment FUND: 3913
PROGRAM NUMBER: 93913
PROGRAM OBJECTIVE: For the tracking of endowment activities.

BUDGET SUMMARY:

	2013/14	2014/15	2015/16	% Increase/ (Decrease) over/(under) 2014/15 Amended	2016/17	% Increase/ (Decrease) over/(under) 2015/16 Proposed
	Actual	Amended	Proposed Budget		Proposed Budget	
<u>Operating Expenditures</u>						
Personnel Services	\$ -	\$ -	\$ -	-	\$ -	-
Contractual Services	-	-	-	-	-	-
Material & Supplies	-	-	-	-	-	-
Debt Service	-	-	-	-	-	-
Fixed Charges	-	-	-	-	-	-
Transfers Out	653	223	223	0.0%	223	0.0%
Total Operating Expenditures	<u>\$ 653</u>	<u>\$ 223</u>	<u>\$ 223</u>	0.0%	<u>\$ 223</u>	0.0%
<u>Capital Expenditures</u>						
Fixed Assets	\$ -	\$ -	\$ -	-	\$ -	-
Total Capital Expenditures	<u>\$ -</u>	<u>\$ -</u>	<u>\$ -</u>	-	<u>\$ -</u>	-
Total Program Budget	<u><u>\$ 653</u></u>	<u><u>\$ 223</u></u>	<u><u>\$ 223</u></u>	0.0%	<u><u>\$ 223</u></u>	0.0%

**City of Moreno Valley
FY 2015/16 - FY 2016/17 Proposed Budget
Program Detail**

PROGRAM NAME: AD No 98-1 FUND: 4011

PROGRAM NUMBER: 25802

PROGRAM OBJECTIVE: To account for revenue received as a result of Assessment District 98-1, a 1911 Act Bond, and the payment of principal and interest related to the Assessment District 98-1 Limited Obligation Improvement Bonds issued on May 1, 2000, for street improvements related to Vinewood Place.

BUDGET SUMMARY:

	2013/14	2014/15	2015/16	% Increase/ (Decrease) over/(under) 2014/15 Amended	2016/17	% Increase/ (Decrease) over/(under) 2015/16 Proposed
	Actual	Amended	Proposed Budget		Proposed Budget	
<u>Operating Expenditures</u>						
Personnel Services	\$ -	\$ -	\$ -	-	\$ -	-
Contractual Services	-	-	-	-	-	-
Material & Supplies	-	-	-	-	-	-
Debt Service	-	2,700	-	-100.0%	-	-
Fixed Charges	-	100	-	-100.0%	-	-
Transfers Out	-	-	-	-	-	-
Total Operating Expenditures	\$ -	\$ 2,800	\$ -	-100.0%	\$ -	-
<u>Capital Expenditures</u>						
Fixed Assets	\$ -	\$ -	\$ -	-	\$ -	-
Total Capital Expenditures	\$ -	\$ -	\$ -	-	\$ -	-
Total Program Budget	\$ -	\$ 2,800	\$ -	-100.0%	\$ -	-

City of Moreno Valley
FY 2015/16 - FY 2016/17 Proposed Budget
Program Detail

PROGRAM NAME: Arts Commission FUND: 4017

PROGRAM NUMBER: 35030

PROGRAM OBJECTIVE: To encourage, stimulate, promote and foster programs for the cultural enrichment of the City and thereby contribute to the quality of life in Moreno Valley and develop an awareness of the value of the arts in Moreno Valley.

BUDGET SUMMARY:

	2013/14	2014/15	2015/16	% Increase/ (Decrease) over/(under) 2014/15 Amended	2016/17	% Increase/ (Decrease) over/(under) 2015/16 Proposed
	Actual	Amended	Proposed Budget		Proposed Budget	
<u>Operating Expenditures</u>						
Personnel Services	\$ -	\$ -	\$ -	-	\$ -	-
Contractual Services	2,011	2,100	2,100	0.0%	2,100	0.0%
Material & Supplies	387	1,400	1,400	0.0%	1,400	0.0%
Debt Service	(2,398)	-	-	-	-	-
Fixed Charges	-	-	-	-	-	-
Transfers Out	-	-	-	-	-	-
Total Operating Expenditures	\$ -	\$ 3,500	\$ 3,500	0.0%	\$ 3,500	0.0%
<u>Capital Expenditures</u>						
Fixed Assets	\$ -	\$ -	\$ -	-	\$ -	-
Total Capital Expenditures	\$ -	\$ -	\$ -	-	\$ -	-
Total Program Budget	\$ -	\$ 3,500	\$ 3,500	0.0%	\$ 3,500	0.0%

City of Moreno Valley
FY 2015/16 - FY 2016/17 Proposed Budget
Program Detail

PROGRAM NAME: CFD No 5 FUND: 4019

PROGRAM NUMBER: 25805

PROGRAM OBJECTIVE: To account for the accumulation of resources for and the repayment of principal and interest related to the CFD No. 5 special tax bonds.

BUDGET SUMMARY:

	2013/14	2014/15	2015/16	% Increase/ (Decrease) over/(under) 2014/15 Amended	2016/17	% Increase/ (Decrease) over/(under) 2015/16 Proposed
	Actual	Amended	Proposed Budget		Proposed Budget	
<u>Operating Expenditures</u>						
Personnel Services	\$ -	\$ -	\$ -	-	\$ -	-
Contractual Services	3,116	3,300	3,200	-3.0%	3,200	0.0%
Material & Supplies	-	-	-	-	-	-
Debt Service	328,633	336,600	352,600	4.8%	359,200	1.9%
Fixed Charges	49,884	50,000	50,000	0.0%	50,000	0.0%
Transfers Out	-	-	-	-	-	-
Total Operating Expenditures	\$ 381,633	\$ 389,900	\$ 405,800	4.1%	\$ 412,400	1.6%
<u>Capital Expenditures</u>						
Fixed Assets	\$ -	\$ -	\$ -	-	\$ -	-
Total Capital Expenditures	\$ -	\$ -	\$ -	-	\$ -	-
Total Program Budget	\$ 381,633	\$ 389,900	\$ 405,800	4.1%	\$ 412,400	1.6%

**City of Moreno Valley
FY 2015/16 - FY 2016/17 Proposed Budget
Program Detail**

PROGRAM NAME: CFD No 5 FUND: 4019

PROGRAM NUMBER: 45477

PROGRAM OBJECTIVE: To account for the accumulation of resources for and the repayment of principal and interest related to the CFD No. 5 special tax bonds.

BUDGET SUMMARY:

	<u>2013/14</u>	<u>2014/15</u>	<u>2015/16</u>		<u>2016/17</u>	
	Actual	Amended	Proposed Budget	% Increase/ (Decrease) over/(under) 2014/15 Amended	Proposed Budget	% Increase/ (Decrease) over/(under) 2015/16 Proposed
<u>Operating Expenditures</u>						
Personnel Services	\$ -	\$ -	\$ -	-	\$ -	-
Contractual Services	-	-	-	-	-	-
Material & Supplies	-	-	-	-	-	-
Debt Service	12,113	-	-	-	-	-
Fixed Charges	-	-	-	-	-	-
Transfers Out	-	-	-	-	-	-
Total Operating Expenditures	\$ 12,113	\$ -	\$ -	-	\$ -	-
<u>Capital Expenditures</u>						
Fixed Assets	\$ -	\$ -	\$ -	-	\$ -	-
Total Capital Expenditures	\$ -	\$ -	\$ -	-	\$ -	-
Total Program Budget	\$ 12,113	\$ -	\$ -	-	\$ -	-

Attachment: Exhibit A - Proposed Budget Book [Revision 2] (1488 : PUBLIC HEARING ESTABLISHING APPROPRIATIONS (?GANN?) LIMIT FOR

**City of Moreno Valley
2015/16 Proposed Budget
Revenue Expense Summary
Capital Project Funds**

	3000 Facility Construction	3002 Pw General Capital Projects	3003 Turnf Capital Projects	3005 Fire Services Capital
Revenues:				
Taxes:				
Property Tax	\$ -	\$ -	\$ -	\$ -
Property Tax in-lieu	-	-	-	-
Utility Users Tax	-	-	-	-
Sales Tax	-	-	-	-
Other Taxes	-	-	-	-
State Gasoline Tax	-	-	-	-
Licenses & Permits	-	-	-	-
Intergovernmental	-	-	2,650,000	-
Charges for Services	-	2,453,420	-	-
Use of Money & Property	-	-	-	-
Fines & Forfeitures	-	-	-	-
Miscellaneous	-	-	-	-
Total Revenues	-	2,453,420	2,650,000	-
Expenditures:				
Personnel Services	\$ -	\$ -	\$ -	\$ -
Contractual Services	-	-	-	-
Material & Supplies	-	-	-	-
Debt Service	-	-	-	-
Fixed Charges	-	-	-	-
Fixed Assets	-	472,754	300,000	-
Total Expenditures	-	472,754	300,000	-
<i>Excess (Deficiency) of Revenues Over (Under) Expenditures</i>	-	1,980,666	2,350,000	-
Transfers:				
Transfers In	\$ -	\$ -	\$ -	\$ -
Transfers Out	-	-	-	-
Net Transfers	-	-	-	-
Total Revenues & Transfers In	-	2,453,420	2,650,000	-
Total Expenditures & Transfers Out	-	(472,754)	(300,000)	-
Net Change or Adopted Use of Fund Balance	\$ -	\$ 1,980,666	\$ 2,350,000	\$ -

Attachment: Exhibit A - Proposed Budget Book [Revision 2] (1488 : PUBLIC HEARING ESTABLISHING APPROPRIATIONS (?GANN?) LIMIT FOR

**City of Moreno Valley
2015/16 Proposed Budget
Revenue Expense Summary
Capital Project Funds**

	3006 Parks & Comm Serv Capital Proj	3008 Capital Projects Reimburseme nts	3301 Dif Arterial Streets Capital Pro	3302 Dif Traffic Signal Capital Proj
Revenues:				
Taxes:				
Property Tax	\$ -	\$ -	\$ -	\$ -
Property Tax in-lieu	-	-	-	-
Utility Users Tax	-	-	-	-
Sales Tax	-	-	-	-
Other Taxes	-	-	-	-
State Gasoline Tax	-	-	-	-
Licenses & Permits	-	-	-	-
Intergovernmental	-	1,000,000	-	-
Charges for Services	-	-	-	-
Use of Money & Property	-	-	-	-
Fines & Forfeitures	-	-	-	-
Miscellaneous	-	-	-	500
Total Revenues	-	1,000,000	-	500
Expenditures:				
Personnel Services	\$ -	\$ -	\$ -	\$ -
Contractual Services	-	-	-	-
Material & Supplies	-	-	-	-
Debt Service	-	-	-	-
Fixed Charges	-	-	-	-
Fixed Assets	1,035,000	-	-	120,000
Total Expenditures	1,035,000	-	-	120,000
<i>Excess (Deficiency) of Revenues Over (Under) Expenditures</i>	<i>(1,035,000)</i>	<i>1,000,000</i>	<i>-</i>	<i>(119,500)</i>
Transfers:				
Transfers In	\$ 1,035,000	\$ -	\$ -	\$ 120,000
Transfers Out	(268,760)	-	-	-
Net Transfers	766,240	-	-	120,000
Total Revenues & Transfers In	1,035,000	1,000,000	-	120,500
Total Expenditures & Transfers Out	(1,303,760)	-	-	(120,000)
Net Change or Adopted Use of Fund Balance	\$ (268,760)	\$ 1,000,000	\$ -	\$ 500

Attachment: Exhibit A - Proposed Budget Book [Revision 2] (1488 : PUBLIC HEARING ESTABLISHING APPROPRIATIONS (?GANN?) LIMIT FOR

**City of Moreno Valley
2015/16 Proposed Budget
Revenue Expense Summary
Capital Project Funds**

	3401 2005 Lease Rev Bonds-Cap Admin	3405 Towngate Impr Spcl Tax Cap Admin	3406 2007 Twngte Spc Tax Ref Cap Adm	3411 Trip Capital Projects
Revenues:				
Taxes:				
Property Tax	\$ -	\$ -	\$ -	\$ -
Property Tax in-lieu	-	-	-	-
Utility Users Tax	-	-	-	-
Sales Tax	-	-	-	-
Other Taxes	-	-	-	-
State Gasoline Tax	-	-	-	-
Licenses & Permits	-	-	-	-
Intergovernmental	-	-	-	-
Charges for Services	-	-	-	-
Use of Money & Property	-	-	-	-
Fines & Forfeitures	-	-	-	-
Miscellaneous	-	-	-	-
Total Revenues	-	-	-	-
Expenditures:				
Personnel Services	\$ -	\$ -	\$ -	\$ -
Contractual Services	-	2,200	2,000	-
Material & Supplies	-	-	-	-
Debt Service	-	-	-	-
Fixed Charges	-	31,700	144,600	-
Fixed Assets	-	-	-	14,870
Total Expenditures	-	33,900	146,600	14,870
<i>Excess (Deficiency) of Revenues Over (Under) Expenditures</i>	-	(33,900)	(146,600)	(14,870)
Transfers:				
Transfers In	\$ -	\$ 33,900	\$ 146,600	\$ -
Transfers Out	-	-	-	-
Net Transfers	-	33,900	146,600	-
Total Revenues & Transfers In	-	33,900	146,600	-
Total Expenditures & Transfers Out	-	(33,900)	(146,600)	(14,870)
Net Change or Adopted Use of Fund Balance	\$ -	\$ -	\$ -	\$ (14,870)

Attachment: Exhibit A - Proposed Budget Book [Revision 2] (1488 : PUBLIC HEARING ESTABLISHING APPROPRIATIONS (?GANN?) LIMIT FOR

**City of Moreno Valley
2015/16 Proposed Budget
Revenue Expense Summary
Capital Project Funds**

	Grand Total
Revenues:	
Taxes:	
Property Tax	\$ -
Property Tax in-lieu	-
Utility Users Tax	-
Sales Tax	-
Other Taxes	-
State Gasoline Tax	-
Licenses & Permits	-
Intergovernmental	3,650,000
Charges for Services	2,453,420
Use of Money & Property	-
Fines & Forfeitures	-
Miscellaneous	500
Total Revenues	6,103,920
 Expenditures:	
Personnel Services	\$ -
Contractual Services	4,200
Material & Supplies	-
Debt Service	-
Fixed Charges	176,300
Fixed Assets	1,942,624
Total Expenditures	2,123,124
 <i>Excess (Deficiency) of Revenues Over (Under) Expenditures</i>	
	3,980,796
 Transfers:	
Transfers In	\$ 1,335,500
Transfers Out	(268,760)
Net Transfers	1,066,740
Total Revenues & Transfers In	7,439,420
Total Expenditures & Transfers Out	(2,391,884)
 Net Change or Adopted Use of Fund Balance	 \$ 5,047,536

Attachment: Exhibit A - Proposed Budget Book [Revision 2] (1488 : PUBLIC HEARING ESTABLISHING APPROPRIATIONS (?GANN?) LIMIT FOR

**City of Moreno Valley
2016/17 Proposed Budget
Revenue Expense Summary
Capital Project Funds**

	3000 Facility Construction	3002 Pw General Capital Projects	3003 Tumf Capital Projects	3005 Fire Services Capital
Revenues:				
Taxes:				
Property Tax	\$ -	\$ -	\$ -	\$ -
Property Tax in-lieu	-	-	-	-
Utility Users Tax	-	-	-	-
Sales Tax	-	-	-	-
Other Taxes	-	-	-	-
State Gasoline Tax	-	-	-	-
Licenses & Permits	-	-	-	-
Intergovernmental	-	-	-	-
Charges for Services	-	2,453,420	-	-
Use of Money & Property	-	-	-	-
Fines & Forfeitures	-	-	-	-
Miscellaneous	-	-	-	-
Total Revenues	-	2,453,420	-	-
Expenditures:				
Personnel Services	\$ -	\$ -	\$ -	\$ -
Contractual Services	-	-	-	-
Material & Supplies	-	-	-	-
Debt Service	-	-	-	-
Fixed Charges	-	-	-	-
Fixed Assets	-	-	2,000,000	-
Total Expenditures	-	-	2,000,000	-
<i>Excess (Deficiency) of Revenues Over (Under) Expenditures</i>	-	2,453,420	(2,000,000)	-
Transfers:				
Transfers In	\$ -	\$ -	\$ -	\$ -
Transfers Out	-	-	-	-
Net Transfers	-	-	-	-
Total Revenues & Transfers In	-	2,453,420	-	-
Total Expenditures & Transfers Out	-	-	(2,000,000)	-
Net Change or Adopted Use of Fund Balance	\$ -	\$ 2,453,420	\$ (2,000,000)	\$ -

Attachment: Exhibit A - Proposed Budget Book [Revision 2] (1488 : PUBLIC HEARING ESTABLISHING APPROPRIATIONS (?GANN?) LIMIT FOR

City of Moreno Valley
2016/17 Proposed Budget
Revenue Expense Summary
Capital Project Funds

	3006 Parks & Comm Serv Capital Proj	3008 Capital Projects Reimburseme nts	3301 Dif Arterial Streets Capital Pro	3302 Dif Traffic Signal Capital Proj
Revenues:				
Taxes:				
Property Tax	\$ -	\$ -	\$ -	\$ -
Property Tax in-lieu	-	-	-	-
Utility Users Tax	-	-	-	-
Sales Tax	-	-	-	-
Other Taxes	-	-	-	-
State Gasoline Tax	-	-	-	-
Licenses & Permits	-	-	-	-
Intergovernmental	-	1,000,000	-	-
Charges for Services	-	-	-	-
Use of Money & Property	-	-	-	-
Fines & Forfeitures	-	-	-	-
Miscellaneous	-	-	-	500
Total Revenues	-	1,000,000	-	500
Expenditures:				
Personnel Services	\$ -	\$ -	\$ -	\$ -
Contractual Services	-	-	-	-
Material & Supplies	-	-	-	-
Debt Service	-	-	-	-
Fixed Charges	-	-	-	-
Fixed Assets	230,000	-	-	-
Total Expenditures	230,000	-	-	-
<i>Excess (Deficiency) of Revenues Over (Under) Expenditures</i>	(230,000)	1,000,000	-	500
Transfers:				
Transfers In	\$ 325,000	\$ -	\$ -	\$ -
Transfers Out	-	-	-	-
Net Transfers	325,000	-	-	-
Total Revenues & Transfers In	325,000	1,000,000	-	500
Total Expenditures & Transfers Out	(230,000)	-	-	-
Net Change or Adopted Use of Fund Balance	\$ 95,000	\$ 1,000,000	\$ -	\$ 500

Attachment: Exhibit A - Proposed Budget Book [Revision 2] (1488 : PUBLIC HEARING ESTABLISHING APPROPRIATIONS (?GANN?) LIMIT FOR

**City of Moreno Valley
2016/17 Proposed Budget
Revenue Expense Summary
Capital Project Funds**

	3401 2005 Lease Rev Bonds-Cap Admin	3405 Towngate Impr Spcl Tax Cap Admin	3406 2007 Twngte Spc Tax Ref Cap Adm	3411 Trip Capital Projects
Revenues:				
Taxes:				
Property Tax	\$ -	\$ -	\$ -	\$ -
Property Tax in-lieu	-	-	-	-
Utility Users Tax	-	-	-	-
Sales Tax	-	-	-	-
Other Taxes	-	-	-	-
State Gasoline Tax	-	-	-	-
Licenses & Permits	-	-	-	-
Intergovernmental	-	-	-	-
Charges for Services	-	-	-	-
Use of Money & Property	-	-	-	-
Fines & Forfeitures	-	-	-	-
Miscellaneous	-	-	-	-
Total Revenues	-	-	-	-
Expenditures:				
Personnel Services	\$ -	\$ -	\$ -	\$ -
Contractual Services	-	2,200	2,000	-
Material & Supplies	-	-	-	-
Debt Service	-	-	-	-
Fixed Charges	-	31,700	144,600	-
Fixed Assets	-	-	-	-
Total Expenditures	-	33,900	146,600	-
<i>Excess (Deficiency) of Revenues Over (Under) Expenditures</i>	-	(33,900)	(146,600)	-
Transfers:				
Transfers In	\$ -	\$ 33,900	\$ 146,600	\$ -
Transfers Out	-	-	-	-
Net Transfers	-	33,900	146,600	-
Total Revenues & Transfers In	-	33,900	146,600	-
Total Expenditures & Transfers Out	-	(33,900)	(146,600)	-
Net Change or Adopted Use of Fund Balance	\$ -	\$ -	\$ -	\$ -

Attachment: Exhibit A - Proposed Budget Book [Revision 2] (1488 : PUBLIC HEARING ESTABLISHING APPROPRIATIONS (?GANN?) LIMIT FOR

**City of Moreno Valley
2016/17 Proposed Budget
Revenue Expense Summary
Capital Project Funds**

	Grand Total
Revenues:	
Taxes:	
Property Tax	\$ -
Property Tax in-lieu	-
Utility Users Tax	-
Sales Tax	-
Other Taxes	-
State Gasoline Tax	-
Licenses & Permits	-
Intergovernmental	1,000,000
Charges for Services	2,453,420
Use of Money & Property	-
Fines & Forfeitures	-
Miscellaneous	500
Total Revenues	3,453,920
 Expenditures:	
Personnel Services	\$ -
Contractual Services	4,200
Material & Supplies	-
Debt Service	-
Fixed Charges	176,300
Fixed Assets	2,230,000
Total Expenditures	2,410,500
<i>Excess (Deficiency) of Revenues Over (Under) Expenditures</i>	1,043,420
 Transfers:	
Transfers In	\$ 505,500
Transfers Out	-
Net Transfers	505,500
Total Revenues & Transfers In	3,959,420
Total Expenditures & Transfers Out	(2,410,500)
Net Change or Adopted Use of Fund Balance	\$ 1,548,920

City of Moreno Valley
2015/16 - 2016/17 Proposed Budget
CAPITAL PROJECT FUNDS PROGRAM SUMMARY

		2012/13	2013/14	2014/15	2015/16	Increase (Decrease) over/(under) 2014/15	2016/17	Increase (Decrease) over/(under) 2015/16
		Actual	Actual	Amended Budget	Proposed Budget	Amended	Proposed Budget	Proposed
3000 FACILITY CONSTRUCTION	80001 CIP - Street Improvements	6,736,884.06	20,320.00	-	-	-	-	-
	80003 CIP - Buildings	1,636,886.91	384,875.20	3,781,952.00	-	(3,781,952.00)	-	-
	80004 CIP - Drainage/Sewers/WaterLines	-	361,628.80	887,730.00	-	(887,730.00)	-	-
	93000 Non-Dept Facility Construction	6,500,000.00	-	-	-	-	-	-
3002 PW GENERAL CAPITAL PROJECTS	80001 CIP - Street Improvements	3,478,145.25	2,319.37	1,564,659.00	25,700.00	(1,538,959.00)	-	(25,700.00)
	80004 CIP - Drainage/Sewers/WaterLines	315,437.57	3,616,851.49	567,711.00	447,054.00	(120,657.00)	-	(447,054.00)
	80008 CIP - Traffic Signals	56,921.96	26,803.51	-	-	-	-	-
3003 TUMF CAPITAL PROJECTS	80001 CIP - Street Improvements	7,177,105.25	378,329.57	6,089,701.00	300,000.00	(5,789,701.00)	2,000,000.00	1,700,000.00
3005 FIRE SERVICES CAPITAL	80003 CIP - Buildings	76,679.50	287,870.05	669,496.00	-	(669,496.00)	-	-
	93005 Non-Dept Fire Services Capital	-	383,000.00	-	-	-	-	-
3006 PARKS & COMM SERV CAPITAL PROJ	80003 CIP - Buildings	18,684.63	(5,818.22)	134,132.00	470,000.00	335,868.00	-	(470,000.00)
	80007 CIP - Parks	433,717.26	487,231.07	2,172,238.00	565,000.00	(1,607,238.00)	230,000.00	(335,000.00)
	93006 Non-Dept Parks & Recreation Capital Proj	407,995.00	881,426.00	-	268,760.00	268,760.00	-	(268,760.00)
3008 CAPITAL PROJECTS REIMBURSEMENTS	80001 CIP - Street Improvements	127.27	452,678.42	4,352,353.00	-	(4,352,353.00)	-	-
	80002 CIP - Bridges	-	849,496.14	2,231,651.00	-	(2,231,651.00)	-	-
	80003 CIP - Buildings	180.31	45,931.69	10,000.00	-	(10,000.00)	-	-
	80004 CIP - Drainage/Sewers/WaterLines	-	65,600.95	4,830.00	-	(4,830.00)	-	-
	93008 Non-Dept Capital Projects Reimb	-	4,826,689.38	189,835.00	-	(189,835.00)	-	-
3301 DIF ARTERIAL STREETS CAPITAL PRO	80001 CIP - Street Improvements	1,836,754.71	662,191.63	1,330.00	-	(1,330.00)	-	-
	93301 Non-Dept DIF Arterial Streets Capital Pro	727,903.00	220,000.00	720,556.00	-	(720,556.00)	-	-
3302 DIF TRAFFIC SIGNAL CAPITAL PROJ	80001 CIP - Street Improvements	292,432.97	-	-	-	-	-	-
	80008 CIP - Traffic Signals	439,534.33	848,397.16	2,451,391.00	120,000.00	(2,331,391.00)	-	(120,000.00)
3311 DIF INTERCHANGE IMPROV CAP PROJ	80001 CIP - Street Improvements	181,682.95	18,338.74	361,305.00	-	(361,305.00)	-	-
	80002 CIP - Bridges	-	974,480.00	142,996.00	-	(142,996.00)	-	-
3401 2005 LEASE REV BONDS- CAP ADMIN	80001 CIP - Street Improvements	64,088.94	1,701.79	3,298.00	-	(3,298.00)	-	-
	80003 CIP - Buildings	695,052.61	220,641.47	59,474.00	-	(59,474.00)	-	-
	93401 Non-Dept 2005 Lease Rev Bonds- Cap Admin	100,387.75	-	-	-	-	-	-
3405 TOWNGATE IMPR SPCL TAX CAP ADMIN	93405 Non-Dept Towngate Impr Spcl Tax Cap Admin	31,593.01	30,972.00	34,500.00	33,900.00	(600.00)	33,900.00	-
3406 2007 TWNGTE SPC TAX REF CAP ADM	93406 Non-Dept 2007 Twngte Spc Tax Ref Cap Adm	146,564.00	146,564.00	157,700.00	146,600.00	(11,100.00)	146,600.00	-

**City of Moreno Valley
2015/16 - 2016/17 Proposed Budget
CAPITAL PROJECT FUNDS PROGRAM SUMMARY**

		2012/13	2013/14	2014/15	2015/16	Increase (Decrease) over/(under) 2014/15 Amended	2016/17	Increase (Decrease) over/(under) 2015/16 Proposed
		Actual	Actual	Amended Budget	Proposed Budget		Proposed Budget	Proposed
3407 AUTOMALL CAP-ADMIN	93407 Non-Dept Automall Cap-Admin	62,731.73	6,391.26	-	-	-	-	-
3411 TRIP CAPITAL PROJECTS	80001 CIP - Street Improvements	-	1,439,488.89	16,628,208.00	14,870.00	(16,613,338.00)	-	(14,870.00)
	93411 Non-Dept TRIP Capital Projects	-	1,926,110.30	-	-	-	-	-
3412 2007 TABS A CAPITAL PROJECTS	80001 CIP - Street Improvements	6,536,238.07	1,847,522.08	-	-	-	-	-
	80002 CIP - Bridges	7,383,775.77	7,486,405.50	-	-	-	-	-
	80003 CIP - Buildings	158,577.31	-	-	-	-	-	-
	80004 CIP - Drainage/Sewers/WaterLines	8,393.76	-	-	-	-	-	-
3451 WARNER RANCH ASDST	93451 Non-Dept Warner Ranch Asdst	-	-	13,674.00	-	(13,674.00)	-	-
		\$ 45,504,476	\$ 28,894,438	\$ 43,230,720	\$ 2,391,884	\$ (40,838,836)	\$ 2,410,500	\$ 18,616

**City of Moreno Valley
FY 2015/16 - FY 2016/17 Proposed Budget
Program Detail**

PROGRAM NAME: Non-Dept Fire Services Capital FUND: 3005
 PROGRAM NUMBER: 93005
 PROGRAM OBJECTIVE: To account for the acquisition or construction of capital facilities.

BUDGET SUMMARY:

	<u>2013/14</u>	<u>2014/15</u>	<u>2015/16</u>		<u>2016/17</u>	
	Actual	Amended	Proposed Budget	% Increase/ (Decrease) over/(under) 2014/15 Amended	Proposed Budget	% Increase/ (Decrease) over/(under) 2015/16 Proposed
<u>Operating Expenditures</u>						
Personnel Services	\$ -	\$ -	\$ -	-	\$ -	-
Contractual Services	-	-	-	-	-	-
Material & Supplies	-	-	-	-	-	-
Debt Service	-	-	-	-	-	-
Fixed Charges	-	-	-	-	-	-
Transfers Out	383,000	-	-	-	-	-
Total Operating Expenditures	\$ 383,000	\$ -	\$ -	-	\$ -	-
<u>Capital Expenditures</u>						
Fixed Assets	\$ -	\$ -	\$ -	-	\$ -	-
Total Capital Expenditures	\$ -	\$ -	\$ -	-	\$ -	-
Total Program Budget	\$ 383,000	\$ -	\$ -	-	\$ -	-

Attachment: Exhibit A - Proposed Budget Book [Revision 2] (1488 : PUBLIC HEARING ESTABLISHING APPROPRIATIONS (?GANN?) LIMIT FOR

**City of Moreno Valley
FY 2015/16 - FY 2016/17 Proposed Budget
Program Detail**

PROGRAM NAME: Non-Dept Parks & Recreation Capital Proj. FUND: 3006
 PROGRAM NUMBER: 93006
 PROGRAM OBJECTIVE: To account for the acquisition or construction of capital facilities.

BUDGET SUMMARY:

	<u>2013/14</u>	<u>2014/15</u>	<u>2015/16</u>		<u>2016/17</u>	
	Actual	Amended	Proposed Budget	% Increase/ (Decrease) over/(under) 2014/15 Amended	Proposed Budget	% Increase/ (Decrease) over/(under) 2015/16 Proposed
<u>Operating Expenditures</u>						
Personnel Services	\$ -	\$ -	\$ -	-	\$ -	-
Contractual Services	-	-	-	-	-	-
Material & Supplies	-	-	-	-	-	-
Debt Service	-	-	-	-	-	-
Fixed Charges	-	-	-	-	-	-
Transfers Out	881,426	-	268,760	-	-	-100.0%
Total Operating Expenditures	\$ 881,426	\$ -	\$ 268,760	-	\$ -	-100.0%
<u>Capital Expenditures</u>						
Fixed Assets	\$ -	\$ -	\$ -	-	\$ -	-
Total Capital Expenditures	\$ -	\$ -	\$ -	-	\$ -	-
Total Program Budget	\$ 881,426	\$ -	\$ 268,760	-	\$ -	-100.0%

Attachment: Exhibit A - Proposed Budget Book [Revision 2] (1488 : PUBLIC HEARING ESTABLISHING APPROPRIATIONS (?GANN?) LIMIT FOR

City of Moreno Valley
FY 2015/16 - FY 2016/17 Proposed Budget
Program Detail

PROGRAM NAME: Non-Dept Capital Projects Reimb FUND: 3008
PROGRAM NUMBER: 93008
PROGRAM OBJECTIVE: To account for the acquisition or construction of capital facilities.

BUDGET SUMMARY:

	2013/14	2014/15	2015/16	% Increase/ (Decrease) over/(under) 2014/15 Amended	2016/17	% Increase/ (Decrease) over/(under) 2015/16 Proposed
	Actual	Amended	Proposed Budget		Proposed Budget	
<u>Operating Expenditures</u>						
Personnel Services	\$ -	\$ -	\$ -	-	\$ -	-
Contractual Services	72,657	-	-	-	-	-
Material & Supplies	-	-	-	-	-	-
Debt Service	-	-	-	-	-	-
Fixed Charges	-	-	-	-	-	-
Transfers Out	4,754,032	189,835	-	-100.0%	-	-
Total Operating Expenditures	\$ 4,826,689	\$ 189,835	\$ -	-100.0%	\$ -	-
<u>Capital Expenditures</u>						
Fixed Assets	\$ -	\$ -	\$ -	-	\$ -	-
Total Capital Expenditures	\$ -	\$ -	\$ -	-	\$ -	-
Total Program Budget	\$ 4,826,689	\$ 189,835	\$ -	-100.0%	\$ -	-

**City of Moreno Valley
FY 2015/16 - FY 2016/17 Proposed Budget
Program Detail**

PROGRAM NAME: Non-Dept DIF Arterial Streets Capital Proj. FUND: 3301
 PROGRAM NUMBER: 93301
 PROGRAM OBJECTIVE: To account for the acquisition or construction of capital facilities.

BUDGET SUMMARY:

	<u>2013/14</u>	<u>2014/15</u>	<u>2015/16</u>		<u>2016/17</u>	
	Actual	Amended	Proposed Budget	% Increase/ (Decrease) over/(under) 2014/15 Amended	Proposed Budget	% Increase/ (Decrease) over/(under) 2015/16 Proposed
<u>Operating Expenditures</u>						
Personnel Services	\$ -	\$ -	\$ -	-	\$ -	-
Contractual Services	-	-	-	-	-	-
Material & Supplies	-	-	-	-	-	-
Debt Service	-	-	-	-	-	-
Fixed Charges	-	-	-	-	-	-
Transfers Out	220,000	720,556	-	-100.0%	-	-
Total Operating Expenditures	\$ 220,000	\$ 720,556	\$ -	-100.0%	\$ -	-
<u>Capital Expenditures</u>						
Fixed Assets	\$ -	\$ -	\$ -	-	\$ -	-
Total Capital Expenditures	\$ -	\$ -	\$ -	-	\$ -	-
Total Program Budget	\$ 220,000	\$ 720,556	\$ -	-100.0%	\$ -	-

Attachment: Exhibit A - Proposed Budget Book [Revision 2] (1488 : PUBLIC HEARING ESTABLISHING APPROPRIATIONS (?GANN?) LIMIT FOR

**City of Moreno Valley
FY 2015/16 - FY 2016/17 Proposed Budget
Program Detail**

PROGRAM NAME: Non-Dept Towngate Improvement Special Tax Capital/Admin FUND: 3405
 PROGRAM NUMBER: 93405
 PROGRAM OBJECTIVE: To account for the acquisition or construction of capital facilities financed through special financing.

BUDGET SUMMARY:

	<u>2013/14</u>	<u>2014/15</u>	<u>2015/16</u>		<u>2016/17</u>	
	Actual	Amended	Proposed Budget	% Increase/ (Decrease) over/(under) 2014/15 Amended	Proposed Budget	% Increase/ (Decrease) over/(under) 2015/16 Proposed
<u>Operating Expenditures</u>						
Personnel Services	\$ -	\$ -	\$ -	-	\$ -	-
Contractual Services	2,121	3,600	2,200	-38.9%	2,200	0.0%
Material & Supplies	-	-	-	-	-	-
Debt Service	-	-	-	-	-	-
Fixed Charges	28,851	30,900	31,700	2.6%	31,700	0.0%
Transfers Out	-	-	-	-	-	-
Total Operating Expenditures	\$ 30,972	\$ 34,500	\$ 33,900	-1.7%	\$ 33,900	0.0%
<u>Capital Expenditures</u>						
Fixed Assets	\$ -	\$ -	\$ -	-	\$ -	-
Total Capital Expenditures	\$ -	\$ -	\$ -	-	\$ -	-
Total Program Budget	\$ 30,972	\$ 34,500	\$ 33,900	-1.7%	\$ 33,900	0.0%

Attachment: Exhibit A - Proposed Budget Book [Revision 2] (1488 : PUBLIC HEARING ESTABLISHING APPROPRIATIONS (?GANN?) LIMIT FOR

City of Moreno Valley
FY 2015/16 - FY 2016/17 Proposed Budget
Program Detail

PROGRAM NAME: Non-Dept 2007 Towngate Special Tax Ref Capital/Admin FUND: 3406
PROGRAM NUMBER: 93406
PROGRAM OBJECTIVE: To account for the acquisition or construction of capital facilities financed through special financing.

BUDGET SUMMARY:

	2013/14	2014/15	2015/16	% Increase/ (Decrease) over/(under) 2014/15 Amended	2016/17	% Increase/ (Decrease) over/(under) 2015/16 Proposed
	Actual	Amended	Proposed Budget		Proposed Budget	
<u>Operating Expenditures</u>						
Personnel Services	\$ -	\$ -	\$ -	-	\$ -	-
Contractual Services	2,000	3,300	2,000	-39.4%	2,000	0.0%
Material & Supplies	-	-	-	-	-	-
Debt Service	-	-	-	-	-	-
Fixed Charges	144,564	154,400	144,600	-6.3%	144,600	0.0%
Transfers Out	-	-	-	-	-	-
Total Operating Expenditures	\$ 146,564	\$ 157,700	\$ 146,600	-7.0%	\$ 146,600	0.0%
<u>Capital Expenditures</u>						
Fixed Assets	\$ -	\$ -	\$ -	-	\$ -	-
Total Capital Expenditures	\$ -	\$ -	\$ -	-	\$ -	-
Total Program Budget	\$ 146,564	\$ 157,700	\$ 146,600	-7.0%	\$ 146,600	0.0%

**City of Moreno Valley
FY 2015/16 - FY 2016/17 Proposed Budget
Program Detail**

PROGRAM NAME: Non-Dept Auto Mall Capital/Admin. FUND: 3407
 PROGRAM NUMBER: 93407
 PROGRAM OBJECTIVE: To account for the acquisition or construction of capital facilities financed through special financing.

BUDGET SUMMARY:

	<u>2013/14</u>	<u>2014/15</u>	<u>2015/16</u>		<u>2016/17</u>	
	Actual	Amended	Proposed Budget	% Increase/ (Decrease) over/(under) 2014/15 Amended	Proposed Budget	% Increase/ (Decrease) over/(under) 2015/16 Proposed
<u>Operating Expenditures</u>						
Personnel Services	\$ -	\$ -	\$ -	-	\$ -	-
Contractual Services	3,200	-	-	-	-	-
Material & Supplies	-	-	-	-	-	-
Debt Service	-	-	-	-	-	-
Fixed Charges	3,191	-	-	-	-	-
Transfers Out	-	-	-	-	-	-
Total Operating Expenditures	\$ 6,391	\$ -	\$ -	-	\$ -	-
<u>Capital Expenditures</u>						
Fixed Assets	\$ -	\$ -	\$ -	-	\$ -	-
Total Capital Expenditures	\$ -	\$ -	\$ -	-	\$ -	-
Total Program Budget	\$ 6,391	\$ -	\$ -	-	\$ -	-

Attachment: Exhibit A - Proposed Budget Book [Revision 2] (1488 : PUBLIC HEARING ESTABLISHING APPROPRIATIONS (?GANN?) LIMIT FOR

**City of Moreno Valley
FY 2015/16 - FY 2016/17 Proposed Budget
Program Detail**

PROGRAM NAME: Non-Dept TRIP Capital Projects FUND: 3411
 PROGRAM NUMBER: 93411
 PROGRAM OBJECTIVE: To account for the acquisition or construction of capital facilities financed through special financing.

BUDGET SUMMARY:

	<u>2013/14</u>	<u>2014/15</u>	<u>2015/16</u>		<u>2016/17</u>	
	Actual	Amended	Proposed Budget	% Increase/ (Decrease) over/(under) 2014/15 Amended	Proposed Budget	% Increase/ (Decrease) over/(under) 2015/16 Proposed
<u>Operating Expenditures</u>						
Personnel Services	\$ -	\$ -	\$ -	-	\$ -	-
Contractual Services	-	-	-	-	-	-
Material & Supplies	-	-	-	-	-	-
Debt Service	-	-	-	-	-	-
Fixed Charges	-	-	-	-	-	-
Transfers Out	1,926,110	-	-	-	-	-
Total Operating Expenditures	\$ 1,926,110	\$ -	\$ -	-	\$ -	-
<u>Capital Expenditures</u>						
Fixed Assets	\$ -	\$ -	\$ -	-	\$ -	-
Total Capital Expenditures	\$ -	\$ -	\$ -	-	\$ -	-
Total Program Budget	\$ 1,926,110	\$ -	\$ -	-	\$ -	-

Attachment: Exhibit A - Proposed Budget Book [Revision 2] (1488 : PUBLIC HEARING ESTABLISHING APPROPRIATIONS (?GANN?) LIMIT FOR


**City of Moreno Valley
FY 2015/16 - FY 2016/17 Proposed Budget
Program Detail**

PROGRAM NAME: Non-Dept Warner Ranch AD FUND: 3451
 PROGRAM NUMBER: 93451
 PROGRAM OBJECTIVE: To account for the acquisition or construction of capital facilities financed through special financing.

BUDGET SUMMARY:

	<u>2013/14</u>	<u>2014/15</u>	<u>2015/16</u>		<u>2016/17</u>	
	Actual	Amended	Proposed Budget	% Increase/ (Decrease) over/(under) 2014/15 Amended	Proposed Budget	% Increase/ (Decrease) over/(under) 2015/16 Proposed
<u>Operating Expenditures</u>						
Personnel Services	\$ -	\$ -	\$ -	-	\$ -	-
Contractual Services	-	-	-	-	-	-
Material & Supplies	-	-	-	-	-	-
Debt Service	-	-	-	-	-	-
Fixed Charges	-	1,574	-	-100.0%	-	-
Transfers Out	-	12,100	-	-100.0%	-	-
Total Operating Expenditures	\$ -	\$ 13,674	\$ -	-100.0%	\$ -	-
<u>Capital Expenditures</u>						
Fixed Assets	\$ -	\$ -	\$ -	-	\$ -	-
Total Capital Expenditures	\$ -	\$ -	\$ -	-	\$ -	-
Total Program Budget	\$ -	\$ 13,674	\$ -	-100.0%	\$ -	-

Attachment: Exhibit A - Proposed Budget Book [Revision 2] (1488 : PUBLIC HEARING ESTABLISHING APPROPRIATIONS (?GANN?) LIMIT FOR



**City of Moreno Valley
2015/16 Proposed Budget
Revenue Expense Summary
Enterprise Funds**

	6010 Electric	6011 Electric - Restricted Assets	6020 2007 Taxable Lease Revenue Bonds	6031 2013 Refunding Of 05 Lrb
Revenues:				
Taxes:				
Property Tax	\$ -	\$ -	\$ -	\$ -
Property Tax in-lieu	-	-	-	-
Utility Users Tax	-	-	-	-
Sales Tax	-	-	-	-
Other Taxes	-	-	-	-
State Gasoline Tax	-	-	-	-
Licenses & Permits	-	-	-	-
Intergovernmental	-	-	-	-
Charges for Services	27,153,398	-	-	-
Use of Money & Property	80,500	-	-	-
Fines & Forfeitures	-	-	-	-
Miscellaneous	81,721	-	-	-
Total Revenues	27,315,619	-	-	-
Expenditures:				
Personnel Services	\$ 1,003,499	\$ -	\$ -	\$ -
Contractual Services	472,568	-	3,700	450
Material & Supplies	167,496	-	-	-
Debt Service	15,170	-	1,828,000	178,000
Fixed Charges	698,015	960,000	-	-
Fixed Assets	18,233,013	-	-	-
Total Expenditures	20,589,761	960,000	1,831,700	178,450
<i>Excess (Deficiency) of Revenues Over (Under) Expenditures</i>	<i>6,725,858</i>	<i>(960,000)</i>	<i>(1,831,700)</i>	<i>(178,450)</i>
Transfers:				
Transfers In	\$ -	\$ -	\$ -	\$ -
Transfers Out	-	-	-	-
Net Transfers	-	-	-	-
Total Revenues & Transfers In	27,315,619	-	-	-
Total Expenditures & Transfers Out	(20,589,761)	(960,000)	(1,831,700)	(178,450)
Net Change or Adopted Use of Fund Balance	\$ 6,725,858	\$ (960,000)	\$ (1,831,700)	\$ (178,450)

Attachment: Exhibit A - Proposed Budget Book [Revision 2] (1488 : PUBLIC HEARING ESTABLISHING APPROPRIATIONS (?GANN?) LIMIT FOR

**City of Moreno Valley
2015/16 Proposed Budget
Revenue Expense Summary
Enterprise Funds**

	6032 2014 Refunding Of 2005 Lrb	Grand Total
Revenues:		
Taxes:		
Property Tax	\$ -	\$ -
Property Tax in-lieu	-	-
Utility Users Tax	-	-
Sales Tax	-	-
Other Taxes	-	-
State Gasoline Tax	-	-
Licenses & Permits	-	-
Intergovernmental	-	-
Charges for Services	-	27,153,398
Use of Money & Property	-	80,500
Fines & Forfeitures	-	-
Miscellaneous	-	81,721
Total Revenues	-	27,315,619
Expenditures:		
Personnel Services	\$ -	\$ 1,003,499
Contractual Services	500	477,218
Material & Supplies	-	167,496
Debt Service	128,486	2,149,656
Fixed Charges	-	1,658,015
Fixed Assets	-	18,233,013
Total Expenditures	128,986	23,688,897
<i>Excess (Deficiency) of Revenues Over (Under) Expenditures</i>	<i>(128,986)</i>	<i>3,626,722</i>
Transfers:		
Transfers In	\$ -	\$ -
Transfers Out	-	-
Net Transfers	-	-
Total Revenues & Transfers In	-	27,315,619
Total Expenditures & Transfers Out	(128,986)	(23,688,897)
Net Change or Adopted Use of Fund Balance	\$ (128,986)	\$ 3,626,722

**City of Moreno Valley
2016/17 Proposed Budget
Revenue Expense Summary
Enterprise Funds**

	6010 Electric	6011 Electric - Restricted Assets	6020 2007 Taxable Lease Revenue Bonds	6031 2013 Refunding Of 05 Lrb
Revenues:				
Taxes:				
Property Tax	\$ -	\$ -	\$ -	\$ -
Property Tax in-lieu	-	-	-	-
Utility Users Tax	-	-	-	-
Sales Tax	-	-	-	-
Other Taxes	-	-	-	-
State Gasoline Tax	-	-	-	-
Licenses & Permits	-	-	-	-
Intergovernmental	-	-	-	-
Charges for Services	28,475,344	-	-	-
Use of Money & Property	80,500	-	-	-
Fines & Forfeitures	-	-	-	-
Miscellaneous	86,625	-	-	-
Total Revenues	28,642,469	-	-	-
Expenditures:				
Personnel Services	\$ 1,023,424	\$ -	\$ -	\$ -
Contractual Services	399,154	-	3,700	450
Material & Supplies	167,496	-	-	-
Debt Service	13,595	-	1,831,000	180,000
Fixed Charges	699,345	1,008,000	-	-
Fixed Assets	18,100,537	-	-	-
Total Expenditures	20,403,551	1,008,000	1,834,700	180,450
<i>Excess (Deficiency) of Revenues Over (Under) Expenditures</i>	8,238,918	(1,008,000)	(1,834,700)	(180,450)
Transfers:				
Transfers In	\$ -	\$ -	\$ -	\$ -
Transfers Out	-	-	-	-
Net Transfers	-	-	-	-
Total Revenues & Transfers In	28,642,469	-	-	-
Total Expenditures & Transfers Out	(20,403,551)	(1,008,000)	(1,834,700)	(180,450)
Net Change or Adopted Use of Fund Balance	\$ 8,238,918	\$ (1,008,000)	\$ (1,834,700)	\$ (180,450)

Attachment: Exhibit A - Proposed Budget Book [Revision 2] (1488 : PUBLIC HEARING ESTABLISHING APPROPRIATIONS (?GANN?) LIMIT FOR

**City of Moreno Valley
2016/17 Proposed Budget
Revenue Expense Summary
Enterprise Funds**

	6032 2014 Refunding Of 2005 Lrb	Grand Total
Revenues:		
Taxes:		
Property Tax	\$ -	\$ -
Property Tax in-lieu	-	-
Utility Users Tax	-	-
Sales Tax	-	-
Other Taxes	-	-
State Gasoline Tax	-	-
Licenses & Permits	-	-
Intergovernmental	-	-
Charges for Services	-	28,475,344
Use of Money & Property	-	80,500
Fines & Forfeitures	-	-
Miscellaneous	-	86,625
Total Revenues	-	28,642,469
Expenditures:		
Personnel Services	\$ -	\$ 1,023,424
Contractual Services	500	403,804
Material & Supplies	-	167,496
Debt Service	122,000	2,146,595
Fixed Charges	-	1,707,345
Fixed Assets	-	18,100,537
Total Expenditures	122,500	23,549,201
<i>Excess (Deficiency) of Revenues Over (Under) Expenditures</i>	<i>(122,500)</i>	<i>5,093,268</i>
Transfers:		
Transfers In	\$ -	\$ -
Transfers Out	-	-
Net Transfers	-	-
Total Revenues & Transfers In	-	28,642,469
Total Expenditures & Transfers Out	(122,500)	(23,549,201)
Net Change or Adopted Use of Fund Balance	\$ (122,500)	\$ 5,093,268

Attachment: Exhibit A - Proposed Budget Book [Revision 2] (1488 : PUBLIC HEARING ESTABLISHING APPROPRIATIONS (?GANN?) LIMIT FOR

**City of Moreno Valley
2015/16 - 2016/17 Proposed Budget
ENTERPRISE FUND PROGRAM SUMMARY**

		2012/13	2013/14	2014/15	2015/16	Increase (Decrease) over/(under) 2014/15 Amended	2016/17	Increase (Decrease) over/(under) 2015/16 Proposed
		Actual	Actual	Amended Budget	Proposed Budget		Proposed Budget	Proposed
6010 ELECTRIC	45510 Electric Utility - General	14,540,240.00	17,685,124.70	17,266,733.00	18,809,614.00	1,542,881.00	18,508,368.00	(301,246.00)
	45511 Public Purpose Program	569,707.04	931,102.17	2,048,789.00	1,780,147.00	(268,642.00)	1,895,183.00	115,036.00
	80005 CIP - Electric Utility	-	-	37,300.00	-	(37,300.00)	-	-
6011 ELECTRIC - RESTRICTED ASSETS	45511 Public Purpose Program	-	(1,394,784.81)	870,000.00	960,000.00	90,000.00	1,008,000.00	48,000.00
	80005 CIP - Electric Utility	-	-	30,000.00	-	(30,000.00)	-	-
6020 2007 TAXABLE LEASE REVENUE BONDS	45520 2007 Taxable Lease Rev Bonds	1,386,627.29	1,366,425.29	1,830,995.00	1,831,700.00	705.00	1,834,700.00	3,000.00
	80001 CIP - Street Improvements	835,594.89	1,754.79	-	-	-	-	-
	80005 CIP - Electric Utility	129,524.79	1,014,363.33	1,724,448.00	-	(1,724,448.00)	-	-
6030 2005 LEASE REVENUE BONDS	45530 2005 Lease Revenue Bonds	207,457.50	174,363.59	3,167,159.00	-	(3,167,159.00)	-	-
	96030 Non-Dept 2005 Lease Revenue Bonds	148,174.00	-	-	-	-	-	-
6031 2013 REFUNDING OF 05 LRB	96031 Non-Dept 2013 Refunding 2005 LRB	-	17,791.99	131,104.00	178,450.00	47,346.00	180,450.00	2,000.00
6032 2014 REFUNDING OF 2005 LRB	96032 Non-Dept 2014 Refunding 2005 LRB	-	-	55,000.00	128,986.00	73,986.00	122,500.00	(6,486.00)
		\$ 17,817,326	\$ 19,796,141	\$ 27,161,528	\$ 23,688,897	\$ (3,472,631)	\$ 23,549,201	\$ (139,696)

City of Moreno Valley
FY 2015/16 - FY 2016/17 Proposed Budget
Program Detail

PROGRAM NAME: Electric Utility - General FUND: 6010
PROGRAM NUMBER: 45510
PROGRAM OBJECTIVE: To provide electrical energy to new development within the City of Moreno Valley.

BUDGET SUMMARY:

	2013/14	2014/15	2015/16		2016/17	
	Actual	Amended	Proposed Budget	% Increase/ (Decrease) over/(under) 2014/15 Amended	Proposed Budget	% Increase/ (Decrease) over/(under) 2015/16 Proposed
<u>Operating Expenditures</u>						
Personnel Services	\$ 640,131	\$ 860,733	\$ 903,608	5.0%	\$ 920,387	1.9%
Contractual Services	345,502	445,525	432,568	-2.9%	358,354	-17.2%
Material & Supplies	365,501	151,700	167,496	10.4%	167,496	0.0%
Debt Service	86,121	167,152	15,170	-90.9%	13,595	-10.4%
Fixed Charges	1,517,816	619,523	691,759	11.7%	692,999	0.2%
Transfers Out	-	-	-	-	-	-
Total Operating Expenditures	<u>\$ 2,955,070</u>	<u>\$ 2,244,633</u>	<u>\$ 2,210,601</u>	-1.5%	<u>\$ 2,152,831</u>	-2.6%
<u>Capital Expenditures</u>						
Fixed Assets	\$ 14,730,054	\$ 15,022,100	\$ 16,599,013	10.5%	\$ 16,355,537	-1.5%
Total Capital Expenditures	<u>\$ 14,730,054</u>	<u>\$ 15,022,100</u>	<u>\$ 16,599,013</u>	10.5%	<u>\$ 16,355,537</u>	-1.5%
Total Program Budget	<u><u>\$ 17,685,125</u></u>	<u><u>\$ 17,266,733</u></u>	<u><u>\$ 18,809,614</u></u>	8.9%	<u><u>\$ 18,508,368</u></u>	-1.6%

Attachment: Exhibit A - Proposed Budget Book [Revision 2] (1488 : PUBLIC HEARING ESTABLISHING APPROPRIATIONS (?GANN?) LIMIT FOR

City of Moreno Valley
FY 2015/16 - FY 2016/17 Proposed Budget
Program Detail

PROGRAM NAME: Public Purpose Program FUND: 6010

PROGRAM NUMBER: 45511

PROGRAM OBJECTIVE: To provide public benefit programs funded through a non-bypassable surcharge on electric utilities. Types of programs will include energy efficiency programs for commercial and industrial customers and low income assistance programs.

BUDGET SUMMARY:

	<u>2013/14</u>	<u>2014/15</u>	<u>2015/16</u>		<u>2016/17</u>	
	Actual	Amended	Proposed Budget	% Increase/ (Decrease) over/(under) 2014/15 Amended	Proposed Budget	% Increase/ (Decrease) over/(under) 2015/16 Proposed
<u>Operating Expenditures</u>						
Personnel Services	\$ 85,977	\$ -	\$ 99,891	-	\$ 103,037	3.1%
Contractual Services	6,068	35,000	40,000	14.3%	40,800	2.0%
Material & Supplies	-	-	-	-	-	-
Debt Service	-	-	-	-	-	-
Fixed Charges	-	-	6,256	-	6,346	1.4%
Transfers Out	-	-	-	-	-	-
Total Operating Expenditures	<u>\$ 92,045</u>	<u>\$ 35,000</u>	<u>\$ 146,147</u>	317.6%	<u>\$ 150,183</u>	2.8%
<u>Capital Expenditures</u>						
Fixed Assets	\$ 839,057	\$ 2,013,789	\$ 1,634,000	-18.9%	\$ 1,745,000	6.8%
Total Capital Expenditures	<u>\$ 839,057</u>	<u>\$ 2,013,789</u>	<u>\$ 1,634,000</u>	-18.9%	<u>\$ 1,745,000</u>	6.8%
Total Program Budget	<u><u>\$ 931,102</u></u>	<u><u>\$ 2,048,789</u></u>	<u><u>\$ 1,780,147</u></u>	-13.1%	<u><u>\$ 1,895,183</u></u>	6.5%

**City of Moreno Valley
FY 2015/16 - FY 2016/17 Proposed Budget
Program Detail**

PROGRAM NAME: Public Purpose Program FUND: 6011

PROGRAM NUMBER: 45511

PROGRAM OBJECTIVE: To provide public benefit programs funded through a non-bypassable surcharge on electric utilities. Types of programs will include energy efficiency programs for commercial and industrial customers and low income assistance programs.

BUDGET SUMMARY:

	<u>2013/14</u>	<u>2014/15</u>	<u>2015/16</u>		<u>2016/17</u>	
	Actual	Amended	Proposed Budget	% Increase/ (Decrease) over/(under) 2014/15 Amended	Proposed Budget	% Increase/ (Decrease) over/(under) 2015/16 Proposed
<u>Operating Expenditures</u>						
Personnel Services	\$ -	\$ -	\$ -	-	\$ -	-
Contractual Services	-	-	-	-	-	-
Material & Supplies	(1,394,785)	-	-	-	-	-
Debt Service	-	-	-	-	-	-
Fixed Charges	-	870,000	960,000	10.3%	1,008,000	5.0%
Transfers Out	-	-	-	-	-	-
Total Operating Expenditures	<u>\$ (1,394,785)</u>	<u>\$ 870,000</u>	<u>\$ 960,000</u>	10.3%	<u>\$ 1,008,000</u>	5.0%
<u>Capital Expenditures</u>						
Fixed Assets	\$ -	\$ -	\$ -	-	\$ -	-
Total Capital Expenditures	<u>\$ -</u>	<u>\$ -</u>	<u>\$ -</u>	-	<u>\$ -</u>	-
Total Program Budget	<u><u>\$ (1,394,785)</u></u>	<u><u>\$ 870,000</u></u>	<u><u>\$ 960,000</u></u>	10.3%	<u><u>\$ 1,008,000</u></u>	5.0%

City of Moreno Valley
FY 2015/16 - FY 2016/17 Proposed Budget
Program Detail

PROGRAM NAME: 2007 Taxable Lease Revenue Bonds FUND: 6020
PROGRAM NUMBER: 45520
PROGRAM OBJECTIVE: To provide taxable resources to finance the Electric Utility Infrastructure.

BUDGET SUMMARY:

	<u>2013/14</u>	<u>2014/15</u>	<u>2015/16</u>		<u>2016/17</u>	
	Actual	Amended	Proposed Budget	% Increase/ (Decrease) over/(under) 2014/15 Amended	Proposed Budget	% Increase/ (Decrease) over/(under) 2015/16 Proposed
<u>Operating Expenditures</u>						
Personnel Services	\$ -	\$ -	\$ -	-	\$ -	-
Contractual Services	2,833	3,500	3,700	5.7%	3,700	0.0%
Material & Supplies	-	-	-	-	-	-
Debt Service	1,363,592	1,827,495	1,828,000	0.0%	1,831,000	0.2%
Fixed Charges	-	-	-	-	-	-
Transfers Out	-	-	-	-	-	-
Total Operating Expenditures	\$ 1,366,425	\$ 1,830,995	\$ 1,831,700	0.0%	\$ 1,834,700	0.2%
<u>Capital Expenditures</u>						
Fixed Assets	\$ -	\$ -	\$ -	-	\$ -	-
Total Capital Expenditures	\$ -	\$ -	\$ -	-	\$ -	-
Total Program Budget	\$ 1,366,425	\$ 1,830,995	\$ 1,831,700	0.0%	\$ 1,834,700	0.2%

**City of Moreno Valley
FY 2015/16 - FY 2016/17 Proposed Budget
Program Detail**

PROGRAM NAME: 2005 Lease Revenue Bonds FUND: 6030
 PROGRAM NUMBER: 45530
 PROGRAM OBJECTIVE: To provide resources to finance the Electric Utility Infrastructure.

BUDGET SUMMARY:

	<u>2013/14</u>	<u>2014/15</u>	<u>2015/16</u>		<u>2016/17</u>	
	Actual	Amended	Proposed Budget	% Increase/ (Decrease) over/(under) 2014/15 Amended	Proposed Budget	% Increase/ (Decrease) over/(under) 2015/16 Proposed
<u>Operating Expenditures</u>						
Personnel Services	\$ -	\$ -	\$ -	-	\$ -	-
Contractual Services	309	-	-	-	-	-
Material & Supplies	-	-	-	-	-	-
Debt Service	174,055	3,167,159	-	-100.0%	-	-
Fixed Charges	-	-	-	-	-	-
Transfers Out	-	-	-	-	-	-
Total Operating Expenditures	\$ 174,364	\$ 3,167,159	\$ -	-100.0%	\$ -	-
<u>Capital Expenditures</u>						
Fixed Assets	\$ -	\$ -	\$ -	-	\$ -	-
Total Capital Expenditures	\$ -	\$ -	\$ -	-	\$ -	-
Total Program Budget	\$ 174,364	\$ 3,167,159	\$ -	-100.0%	\$ -	-

Attachment: Exhibit A - Proposed Budget Book [Revision 2] (1488 : PUBLIC HEARING ESTABLISHING APPROPRIATIONS (?GANN?) LIMIT FOR

**City of Moreno Valley
FY 2015/16 - FY 2016/17 Proposed Budget
Program Detail**

PROGRAM NAME: Non-Dept 2013 Refunding 2005 LRB FUND: 6031
 PROGRAM NUMBER: 96031
 PROGRAM OBJECTIVE: To provide resources to finance the Electric Utility Infrastructure.

BUDGET SUMMARY:

	2013/14	2014/15	2015/16	% Increase/ (Decrease) over/(under) 2014/15 Amended	2016/17	% Increase/ (Decrease) over/(under) 2015/16 Proposed
	Actual	Amended	Proposed Budget		Proposed Budget	
<u>Operating Expenditures</u>						
Personnel Services	\$ -	\$ -	\$ -	-	\$ -	-
Contractual Services	-	-	450	-	450	0.0%
Material & Supplies	-	-	-	-	-	-
Debt Service	17,792	131,104	178,000	35.8%	180,000	1.1%
Fixed Charges	-	-	-	-	-	-
Transfers Out	-	-	-	-	-	-
Total Operating Expenditures	\$ 17,792	\$ 131,104	\$ 178,450	36.1%	\$ 180,450	1.1%
<u>Capital Expenditures</u>						
Fixed Assets	\$ -	\$ -	\$ -	-	\$ -	-
Total Capital Expenditures	\$ -	\$ -	\$ -	-	\$ -	-
Total Program Budget	\$ 17,792	\$ 131,104	\$ 178,450	36.1%	\$ 180,450	1.1%

City of Moreno Valley
FY 2015/16 - FY 2016/17 Proposed Budget
Program Detail

PROGRAM NAME: Non-Dept 2014 Refunding 2005 LRB FUND: 6032
PROGRAM NUMBER: 96032
PROGRAM OBJECTIVE: To provide resources to finance the Electric Utility Infrastructure.

BUDGET SUMMARY:

	2013/14	2014/15	2015/16	% Increase/ (Decrease) over/(under) 2014/15 Amended	2016/17	% Increase/ (Decrease) over/(under) 2015/16 Proposed
	Actual	Amended	Proposed Budget		Proposed Budget	
<u>Operating Expenditures</u>						
Personnel Services	\$ -	\$ -	\$ -	-	\$ -	-
Contractual Services	-	-	500	-	500	0.0%
Material & Supplies	-	-	-	-	-	-
Debt Service	-	55,000	128,486	133.6%	122,000	-5.0%
Fixed Charges	-	-	-	-	-	-
Transfers Out	-	-	-	-	-	-
Total Operating Expenditures	\$ -	\$ 55,000	\$ 128,986	134.5%	\$ 122,500	-5.0%
<u>Capital Expenditures</u>						
Fixed Assets	\$ -	\$ -	\$ -	-	\$ -	-
Total Capital Expenditures	\$ -	\$ -	\$ -	-	\$ -	-
Total Program Budget	\$ -	\$ 55,000	\$ 128,986	134.5%	\$ 122,500	-5.0%

City of Moreno Valley
2015/16 Proposed Budget
Revenue Expense Summary
Internal Service Funds

	7010 General Liability Insurance	7110 Workers' Compensation	7220 Technology Services Asset Fund	7230 Technology Replacement Reserve
Revenues:				
Taxes:				
Property Tax	\$ -	\$ -	\$ -	\$ -
Property Tax in-lieu	-	-	-	-
Utility Users Tax	-	-	-	-
Sales Tax	-	-	-	-
Other Taxes	-	-	-	-
State Gasoline Tax	-	-	-	-
Licenses & Permits	-	-	-	-
Intergovernmental	-	-	-	-
Charges for Services	1,084,660	489,129	-	-
Use of Money & Property	-	-	-	-
Fines & Forfeitures	-	-	-	-
Miscellaneous	-	-	-	-
Total Revenues	1,084,660	489,129	-	-
Expenditures:				
Personnel Services	\$ 200,439	\$ 50,584	\$ -	\$ -
Contractual Services	249,200	55,100	-	-
Material & Supplies	1,039,700	629,469	219,000	-
Debt Service	-	-	-	-
Fixed Charges	32,753	25,493	725,000	-
Fixed Assets	-	-	127,643	-
Total Expenditures	1,522,092	760,646	1,071,643	-
<i>Excess (Deficiency) of Revenues Over (Under) Expenditures</i>	<i>(437,432)</i>	<i>(271,517)</i>	<i>(1,071,643)</i>	<i>-</i>
Transfers:				
Transfers In	\$ -	\$ -	\$ -	\$ 725,000
Transfers Out	-	-	-	-
Net Transfers	-	-	-	725,000
Total Revenues & Transfers In	1,084,660	489,129	-	725,000
Total Expenditures & Transfers Out	(1,522,092)	(760,646)	(1,071,643)	-
Net Change or Adopted Use of Fund Balance	\$ (437,432)	\$ (271,517)	\$ (1,071,643)	\$ 725,000

Attachment: Exhibit A - Proposed Budget Book [Revision 2] (1488 : PUBLIC HEARING ESTABLISHING APPROPRIATIONS (?GANN?) LIMIT FOR

**City of Moreno Valley
2015/16 Proposed Budget
Revenue Expense Summary
Internal Service Funds**

	7310 Facilities Maintenance	7320 Facilities Maintenance Asset Fnd	7410 Equipment Maint / Fleet Ops	7430 Fleet Ops Replacement Reserve
Revenues:				
Taxes:				
Property Tax	\$ -	\$ -	\$ -	\$ -
Property Tax in-lieu	-	-	-	-
Utility Users Tax	-	-	-	-
Sales Tax	-	-	-	-
Other Taxes	-	-	-	-
State Gasoline Tax	-	-	-	-
Licenses & Permits	-	-	-	-
Intergovernmental	-	-	-	-
Charges for Services	4,339,252	-	2,141,005	-
Use of Money & Property	-	-	-	-
Fines & Forfeitures	-	-	-	-
Miscellaneous	300	-	-	-
Total Revenues	4,339,552	-	2,141,005	-
Expenditures:				
Personnel Services	\$ 851,435	\$ -	\$ 267,925	\$ -
Contractual Services	2,120,042	-	98,700	-
Material & Supplies	87,600	-	876,600	-
Debt Service	-	-	-	-
Fixed Charges	533,570	360,000	75,450	-
Fixed Assets	-	-	-	-
Total Expenditures	3,592,647	360,000	1,318,675	-
<i>Excess (Deficiency) of Revenues Over (Under) Expenditures</i>	746,905	(360,000)	822,330	-
Transfers:				
Transfers In	\$ -	\$ -	\$ 90,000	\$ 8,200,000
Transfers Out	(788,000)	-	-	(2,482,909)
Net Transfers	(788,000)	-	90,000	5,717,091
Total Revenues & Transfers In	4,339,552	-	2,231,005	8,200,000
Total Expenditures & Transfers Out	(4,380,647)	(360,000)	(1,318,675)	(2,482,909)
Net Change or Adopted Use of Fund Balance	\$ (41,095)	\$ (360,000)	\$ 912,330	\$ 5,717,091

Attachment: Exhibit A - Proposed Budget Book [Revision 2] (1488 : PUBLIC HEARING ESTABLISHING APPROPRIATIONS (?GANN?) LIMIT FOR

**City of Moreno Valley
2015/16 Proposed Budget
Revenue Expense Summary
Internal Service Funds**

	7510 Equip Replacement Reserve	7610 Compensated Absences	Grand Total
Revenues:			
Taxes:			
Property Tax	\$ -	\$ -	\$ -
Property Tax in-lieu	-	-	-
Utility Users Tax	-	-	-
Sales Tax	-	-	-
Other Taxes	-	-	-
State Gasoline Tax	-	-	-
Licenses & Permits	-	-	-
Intergovernmental	-	-	-
Charges for Services	581,182	-	8,635,228
Use of Money & Property	-	-	-
Fines & Forfeitures	-	-	-
Miscellaneous	-	-	300
Total Revenues	581,182	-	8,635,528
Expenditures:			
Personnel Services	\$ -	\$ -	\$ 1,370,383
Contractual Services	-	-	2,523,042
Material & Supplies	-	-	2,852,369
Debt Service	-	-	-
Fixed Charges	-	-	1,752,266
Fixed Assets	-	-	127,643
Total Expenditures	-	-	8,625,703
<i>Excess (Deficiency) of Revenues Over (Under) Expenditures</i>	581,182	-	9,825
Transfers:			
Transfers In	\$ -	\$ 500,000	\$ 9,515,000
Transfers Out	(8,209,933)	-	(11,480,842)
Net Transfers	(8,209,933)	500,000	(1,965,842)
Total Revenues & Transfers In	581,182	500,000	18,150,528
Total Expenditures & Transfers Out	(8,209,933)	-	(20,106,545)
Net Change or Adopted Use of Fund Balance	\$ (7,628,751)	\$ 500,000	\$ (1,956,017)

Attachment: Exhibit A - Proposed Budget Book [Revision 2] (1488 : PUBLIC HEARING ESTABLISHING APPROPRIATIONS (?GANN?) LIMIT FOR

**City of Moreno Valley
2016/17 Proposed Budget
Revenue Expense Summary
Internal Service Funds**

	7010 General Liability Insurance	7110 Workers' Compensation	7220 Technology Services Asset Fund	7230 Technology Replacement Reserve
Revenues:				
Taxes:				
Property Tax	\$ -	\$ -	\$ -	\$ -
Property Tax in-lieu	-	-	-	-
Utility Users Tax	-	-	-	-
Sales Tax	-	-	-	-
Other Taxes	-	-	-	-
State Gasoline Tax	-	-	-	-
Licenses & Permits	-	-	-	-
Intergovernmental	-	-	-	-
Charges for Services	1,084,660	489,129	-	-
Use of Money & Property	-	-	-	-
Fines & Forfeitures	-	-	-	-
Miscellaneous	-	-	-	-
Total Revenues	1,084,660	489,129	-	-
Expenditures:				
Personnel Services	\$ 204,306	\$ 52,290	\$ -	\$ -
Contractual Services	249,200	55,100	-	-
Material & Supplies	1,039,700	629,469	244,000	-
Debt Service	-	-	-	-
Fixed Charges	32,935	25,493	725,000	-
Fixed Assets	-	-	-	-
Total Expenditures	1,526,141	762,352	969,000	-
<i>Excess (Deficiency) of Revenues Over (Under) Expenditures</i>	<i>(441,481)</i>	<i>(273,223)</i>	<i>(969,000)</i>	<i>-</i>
Transfers:				
Transfers In	\$ -	\$ -	\$ -	\$ 725,000
Transfers Out	-	-	-	-
Net Transfers	-	-	-	725,000
Total Revenues & Transfers In	1,084,660	489,129	-	725,000
Total Expenditures & Transfers Out	(1,526,141)	(762,352)	(969,000)	-
Net Change or Adopted Use of Fund Balance	\$ (441,481)	\$ (273,223)	\$ (969,000)	\$ 725,000

Attachment: Exhibit A - Proposed Budget Book [Revision 2] (1488 : PUBLIC HEARING ESTABLISHING APPROPRIATIONS (?GANN?) LIMIT FOR

City of Moreno Valley
2016/17 Proposed Budget
Revenue Expense Summary
Internal Service Funds

	7310 Facilities Maintenance	7320 Facilities Maintenance Asset Fnd	7410 Equipment Maint / Fleet Ops	7430 Fleet Ops Replacement Reserve
Revenues:				
Taxes:				
Property Tax	\$ -	\$ -	\$ -	\$ -
Property Tax in-lieu	-	-	-	-
Utility Users Tax	-	-	-	-
Sales Tax	-	-	-	-
Other Taxes	-	-	-	-
State Gasoline Tax	-	-	-	-
Licenses & Permits	-	-	-	-
Intergovernmental	-	-	-	-
Charges for Services	4,339,252	-	2,141,005	-
Use of Money & Property	-	-	-	-
Fines & Forfeitures	-	-	-	-
Miscellaneous	300	-	-	-
Total Revenues	4,339,552	-	2,141,005	-
Expenditures:				
Personnel Services	\$ 942,767	\$ -	\$ 270,310	\$ -
Contractual Services	2,075,744	-	98,700	-
Material & Supplies	87,600	-	876,600	-
Debt Service	-	-	-	-
Fixed Charges	534,942	360,000	75,773	-
Fixed Assets	-	-	-	-
Total Expenditures	3,641,053	360,000	1,321,383	-
<i>Excess (Deficiency) of Revenues Over (Under) Expenditures</i>	698,499	(360,000)	819,622	-
Transfers:				
Transfers In	\$ -	\$ -	\$ 90,000	\$ -
Transfers Out	(788,000)	-	-	(2,547,650)
Net Transfers	(788,000)	-	90,000	(2,547,650)
Total Revenues & Transfers In	4,339,552	-	2,231,005	-
Total Expenditures & Transfers Out	(4,429,053)	(360,000)	(1,321,383)	(2,547,650)
Net Change or Adopted Use of Fund Balance	\$ (89,501)	\$ (360,000)	\$ 909,622	\$ (2,547,650)

Attachment: Exhibit A - Proposed Budget Book [Revision 2] (1488 : PUBLIC HEARING ESTABLISHING APPROPRIATIONS (?GANN?) LIMIT FOR

**City of Moreno Valley
2016/17 Proposed Budget
Revenue Expense Summary
Internal Service Funds**

	7510 Equip Replacement Reserve	7610 Compensated Absences	Grand Total
Revenues:			
Taxes:			
Property Tax	\$ -	\$ -	\$ -
Property Tax in-lieu	-	-	-
Utility Users Tax	-	-	-
Sales Tax	-	-	-
Other Taxes	-	-	-
State Gasoline Tax	-	-	-
Licenses & Permits	-	-	-
Intergovernmental	-	-	-
Charges for Services	581,182	-	8,635,228
Use of Money & Property	-	-	-
Fines & Forfeitures	-	-	-
Miscellaneous	-	-	300
Total Revenues	581,182	-	8,635,528
Expenditures:			
Personnel Services	\$ -	\$ -	\$ 1,469,673
Contractual Services	-	-	2,478,744
Material & Supplies	-	-	2,877,369
Debt Service	-	-	-
Fixed Charges	-	-	1,754,143
Fixed Assets	-	-	-
Total Expenditures	-	-	8,579,929
<i>Excess (Deficiency) of Revenues Over (Under) Expenditures</i>	581,182	-	55,599
Transfers:			
Transfers In	\$ -	\$ 500,000	\$ 1,315,000
Transfers Out	-	-	(3,335,650)
Net Transfers	-	500,000	(2,020,650)
Total Revenues & Transfers In	581,182	500,000	9,950,528
Total Expenditures & Transfers Out	-	-	(11,915,579)
Net Change or Adopted Use of Fund Balance	\$ 581,182	\$ 500,000	\$ (1,965,051)

Attachment: Exhibit A - Proposed Budget Book [Revision 2] (1488 : PUBLIC HEARING ESTABLISHING APPROPRIATIONS (?GANN?) LIMIT FOR

City of Moreno Valley
2015/16 - 2016/17 Proposed Budget
INTERNAL SERVICE FUNDS PROGRAM SUMMARY

		2012/13	2013/14	2014/15	2015/16	Increase (Decrease) over/(under) 2014/15 Amended	2016/17	Increase (Decrease) over/(under) 2015/16 Proposed
		Actual	Actual	Amended Budget	Proposed Budget		Proposed Budget	
7010 GENERAL LIABILITY INSURANCE								
	14020 General Liability	148,306.15	1,103,357.20	2,270,912.00	1,522,092.00	(748,820.00)	1,526,141.00	4,049.00
	97010 Non-Dept General Liability Ins	43,950.00	44,950.83	43,950.00	-	(43,950.00)	-	-
7110 WORKERS' COMPENSATION								
	18120 Workers Compensation	116,313.16	294,927.78	702,481.00	735,356.00	32,875.00	736,207.00	851.00
	18130 Workers Compensation - Claims	27,568.57	21,193.98	30,183.00	25,290.00	(4,893.00)	26,145.00	855.00
	97110 Non-Dept Workers Compensation	4,500.00	4,500.00	604,500.00	-	(604,500.00)	-	-
7210 TECHNOLOGY SERVICES								
	25410 Enterprise Applications	1,312,416.93	1,362,579.54	1,689,862.00	-	(1,689,862.00)	-	-
	25411 Network Operations	1,170,387.97	1,335,275.72	1,104,848.00	-	(1,104,848.00)	-	-
	25412 Telecommunications	810,322.58	690,510.62	734,329.00	-	(734,329.00)	-	-
	25413 Geographic Information Systems	685,387.89	540,669.47	657,664.00	-	(657,664.00)	-	-
	25452 Records Management System	23,526.31	13,868.80	-	-	-	-	-
	25453 ERP Replacement Project	363,733.46	34,245.47	-	-	-	-	-
	80003 CIP - Buildings	-	16,823.17	-	-	-	-	-
	80009 CIP - Underground Utilities	26,800.40	-	-	-	-	-	-
	80010 CIP - Miscellaneous	1,329,231.01	544,655.00	-	-	-	-	-
	97210 Non-Dept Technology Services	(1,691,798.25)	549,817.06	131,899.00	-	(131,899.00)	-	-
7220 TECHNOLOGY SERVICES ASSET FUND								
	25410 Enterprise Applications	-	-	79,691.00	-	(79,691.00)	-	-
	25411 Network Operations	-	-	210,432.00	134,000.00	(76,432.00)	159,000.00	25,000.00
	25412 Telecommunications	-	-	152,548.00	85,000.00	(67,548.00)	85,000.00	-
	25451 Class Recreation Software Imp	-	-	33,200.00	33,200.00	-	-	(33,200.00)
	25452 Records Management System	-	-	74,443.00	74,443.00	-	-	(74,443.00)
	25453 ERP Replacement Project	-	-	432,274.00	20,000.00	(412,274.00)	-	(20,000.00)
	25455 TS Application Projects	-	-	2,077,000.00	-	(2,077,000.00)	-	-
	80003 CIP - Buildings	-	-	623,177.00	-	(623,177.00)	-	-
	80009 CIP - Underground Utilities	-	-	114,940.00	-	(114,940.00)	-	-
	97220 Non-Dept Technology Svcs Assets	-	(699,163.11)	-	725,000.00	725,000.00	725,000.00	-
7230 Technology Replacement Reserve								
	97230 Non-Dept TS Replacement Reserve	-	-	715,000.00	-	(715,000.00)	-	-
7310 FACILITIES MAINTENANCE								
	18410 Facilities - General	957,112.87	1,044,964.49	1,062,473.00	1,808,570.00	746,097.00	1,784,403.00	(24,167.00)
	18411 City Hall	325,392.44	387,141.76	605,704.00	356,039.00	(249,665.00)	356,039.00	-
	18412 Corporate Yard	78,211.75	73,517.54	98,785.00	99,999.00	1,214.00	101,032.00	1,033.00
	18413 Transportation Trailer	3,340.95	21,340.05	3,675.00	5,100.00	1,425.00	5,100.00	-
	18414 Public Safety Building	310,281.23	322,581.78	351,015.00	289,300.00	(61,715.00)	289,300.00	-
	18415 Library - Facilities Maint	76,510.86	141,158.63	85,640.00	186,213.00	100,573.00	187,692.00	1,479.00
	18416 Pro Shop	22,805.03	21,789.89	39,625.00	22,500.00	(17,125.00)	22,500.00	-
	18417 MVTV Studio	7,071.99	4,583.91	-	-	-	-	-
	18418 Animal Shelter	79,881.84	109,268.34	110,100.00	86,800.00	(23,300.00)	86,800.00	-

City of Moreno Valley
2015/16 - 2016/17 Proposed Budget
INTERNAL SERVICE FUNDS PROGRAM SUMMARY

	2012/13	2013/14	2014/15	2015/16	Increase (Decrease) over/(under) 2014/15 Amended	2016/17	Increase (Decrease) over/(under) 2015/16 Proposed
	Actual	Actual	Amended Budget	Proposed Budget		Proposed Budget	
18419 Senior Center	93,781.54	111,141.97	87,025.00	72,400.00	(14,625.00)	72,400.00	-
18420 Towngate Community Cntr	26,600.60	32,282.43	37,850.00	26,100.00	(11,750.00)	26,100.00	-
18421 March Field Community Cntr	28,030.19	64,654.07	39,810.00	29,200.00	(10,610.00)	29,200.00	-
18422 TS Annex	80,655.33	-	-	-	-	-	-
18423 Recreation & Conference Cntr	206,567.45	230,316.97	264,570.00	247,300.00	(17,270.00)	247,300.00	-
18425 ESA Annex	9,760.00	-	-	-	-	-	-
18428 Annex 1	52,568.93	114,243.57	122,888.00	101,456.00	(21,432.00)	101,456.00	-
18429 Fire Station #2 (Hemlock)	29,326.14	41,213.33	39,390.00	31,400.00	(7,990.00)	31,400.00	-
18430 Fire Station #6 (TownGate)	28,359.59	38,476.41	42,050.00	30,400.00	(11,650.00)	30,400.00	-
18431 Fire Station #48 (Sunnymead Rnch	20,362.20	26,118.95	32,940.00	18,600.00	(14,340.00)	18,600.00	-
18432 Fire Station #58 (Eucalyptus)	34,235.22	35,133.25	46,190.00	26,600.00	(19,590.00)	26,600.00	-
18433 Fire Station #65 (JFK)	21,445.71	26,685.90	31,640.00	17,400.00	(14,240.00)	17,400.00	-
18434 Fire Station #91 (College Park)	43,354.29	44,320.73	42,740.00	33,200.00	(9,540.00)	33,200.00	-
18435 Utilities Field Office	865.71	854.64	7,740.00	900.00	(6,840.00)	900.00	-
18436 Veterans Memorial	7,119.19	8,534.99	8,000.00	3,000.00	(5,000.00)	3,000.00	-
18437 Emergency Ops Center	45,435.78	53,750.29	61,050.00	51,300.00	(9,750.00)	51,300.00	-
18438 In House Copier	116,190.14	113,728.30	150,000.00	25,000.00	(125,000.00)	25,000.00	-
18439 Fire Station #99 (Morrison Park)	10,781.77	19,803.60	30,790.00	19,700.00	(11,090.00)	19,700.00	-
18440 Security Guards	141,226.07	154,460.79	243,555.00	4,170.00	(239,385.00)	4,231.00	61.00
80003 CIP - Buildings	1,181,242.47	523,502.91	3,000.00	-	(3,000.00)	-	-
97310 Non-Dept Facilities	(2,631,866.90)	1,085,513.87	816,563.00	788,000.00	(28,563.00)	858,000.00	70,000.00
7320 FACILITIES MAINTENANCE ASSET FND							
7410 EQUIPMENT MAINT / FLEET OPS							
97320 Non-Dept Facilities Asset	-	(445,841.99)	353,005.00	360,000.00	6,995.00	360,000.00	-
45360 Equipment Maintenance	770,232.29	754,543.93	1,810,784.00	-	(1,810,784.00)	-	-
45370 Fleet Operations	-	-	-	1,315,675.00	1,315,675.00	1,318,383.00	2,708.00
97410 Non-Dept Equipment Maintenance	(1,521.58)	2,947.74	6,500.00	3,000.00	(3,500.00)	3,000.00	-
7430 FLEET OPS REPLACEMENT RESERVE							
97430 Non-Dept Fleet Replace Reserve	-	-	-	2,482,909.00	2,482,909.00	2,547,650.00	64,741.00
7510 EQUIPT REPLACEMENT RESERVE							
88110 Non-Dept Vehicles	-	-	1,310,361.00	8,200,000.00	6,889,639.00	-	(8,200,000.00)
88140 Non-Dept Facilities	250,000.00	-	-	-	-	-	-
88190 Non-Dept Other	536,493.30	3,192,118.47	2,537,273.00	9,933.00	(2,527,340.00)	-	(9,933.00)
7610 COMPENSATED ABSENCES							
97610 Non-Dept Compensated Absences	-	-	500,000.00	-	(500,000.00)	-	-
	\$ 7,332,501	\$ 14,213,063	\$ 23,466,064	\$ 20,106,545	\$ (3,359,519)	\$ 11,915,579	\$ (8,190,966)

City of Moreno Valley
FY 2015/16 - FY 2016/17 Proposed Budget
Program Detail

PROGRAM NAME: General Liability FUND: 7010

PROGRAM NUMBER: 14020

PROGRAM OBJECTIVE: To administer the City's risk management program including insurance premiums, adjusting fees, legal expenses and reserves.

BUDGET SUMMARY:

	<u>2013/14</u>	<u>2014/15</u>	<u>2015/16</u>	% Increase/ (Decrease) over/(under) 2014/15 Amended	<u>2016/17</u>	% Increase/ (Decrease) over/(under) 2015/16 Proposed
	Actual	Amended	Proposed Budget		Proposed Budget	
<u>Operating Expenditures</u>						
Personnel Services	\$ 191,471	\$ 220,430	\$ 200,439	-9.1%	\$ 204,306	1.9%
Contractual Services	230,486	627,500	249,200	-60.3%	249,200	0.0%
Material & Supplies	668,901	1,409,700	1,039,700	-26.2%	1,039,700	0.0%
Debt Service	-	-	-	-	-	-
Fixed Charges	12,500	13,282	32,753	146.6%	32,935	0.6%
Transfers Out	-	-	-	-	-	-
Total Operating Expenditures	<u>\$ 1,103,357</u>	<u>\$ 2,270,912</u>	<u>\$ 1,522,092</u>	-33.0%	<u>\$ 1,526,141</u>	0.3%
<u>Capital Expenditures</u>						
Fixed Assets	\$ -	\$ -	\$ -	-	\$ -	-
Total Capital Expenditures	<u>\$ -</u>	<u>\$ -</u>	<u>\$ -</u>	-	<u>\$ -</u>	-
Total Program Budget	<u><u>\$ 1,103,357</u></u>	<u><u>\$ 2,270,912</u></u>	<u><u>\$ 1,522,092</u></u>	-33.0%	<u><u>\$ 1,526,141</u></u>	0.3%

**City of Moreno Valley
FY 2015/16 - FY 2016/17 Proposed Budget
Program Detail**

PROGRAM NAME: Non-Dept General Liability FUND: 7010

PROGRAM NUMBER: 97010

PROGRAM OBJECTIVE: To administer the City's risk management program including insurance premiums, adjusting fees, legal expenses and reserves.

BUDGET SUMMARY:

	2013/14	2014/15	2015/16	% Increase/ (Decrease) over/(under) 2014/15 Amended	2016/17	% Increase/ (Decrease) over/(under) 2015/16 Proposed
	Actual	Amended	Proposed Budget		Proposed Budget	
<u>Operating Expenditures</u>						
Personnel Services	\$ 1,001	\$ -	\$ -	-	\$ -	-
Contractual Services	-	-	-	-	-	-
Material & Supplies	-	-	-	-	-	-
Debt Service	-	-	-	-	-	-
Fixed Charges	-	-	-	-	-	-
Transfers Out	43,950	43,950	-	-100.0%	-	-
Total Operating Expenditures	<u>\$ 44,951</u>	<u>\$ 43,950</u>	<u>\$ -</u>	-100.0%	<u>\$ -</u>	-
<u>Capital Expenditures</u>						
Fixed Assets	\$ -	\$ -	\$ -	-	\$ -	-
Total Capital Expenditures	<u>\$ -</u>	<u>\$ -</u>	<u>\$ -</u>	-	<u>\$ -</u>	-
Total Program Budget	<u><u>\$ 44,951</u></u>	<u><u>\$ 43,950</u></u>	<u><u>\$ -</u></u>	-100.0%	<u><u>\$ -</u></u>	-

City of Moreno Valley
FY 2015/16 - FY 2016/17 Proposed Budget
Program Detail

PROGRAM NAME: Workers' Compensation FUND: 7110

PROGRAM NUMBER: 18120

PROGRAM OBJECTIVE: To manage and administer employee disability and injury costs with emphasis placed on employee training in occupational safety, safety awareness and employee health and fitness.

BUDGET SUMMARY:

	2013/14	2014/15	2015/16	% Increase/ (Decrease) over/(under) 2014/15 Amended	2016/17	% Increase/ (Decrease) over/(under) 2015/16 Proposed
	Actual	Amended	Proposed Budget		Proposed Budget	
<u>Operating Expenditures</u>						
Personnel Services	\$ 23,512	\$ 33,317	\$ 25,294	-24.1%	\$ 26,145	3.4%
Contractual Services	87,456	55,100	55,100	0.0%	55,100	0.0%
Material & Supplies	180,860	582,969	629,469	8.0%	629,469	0.0%
Debt Service	-	-	-	-	-	-
Fixed Charges	3,100	31,095	25,493	-18.0%	25,493	0.0%
Transfers Out	-	-	-	-	-	-
Total Operating Expenditures	<u>\$ 294,928</u>	<u>\$ 702,481</u>	<u>\$ 735,356</u>	4.7%	<u>\$ 736,207</u>	0.1%
<u>Capital Expenditures</u>						
Fixed Assets	\$ -	\$ -	\$ -	-	\$ -	-
Total Capital Expenditures	<u>\$ -</u>	<u>\$ -</u>	<u>\$ -</u>	-	<u>\$ -</u>	-
Total Program Budget	<u><u>\$ 294,928</u></u>	<u><u>\$ 702,481</u></u>	<u><u>\$ 735,356</u></u>	4.7%	<u><u>\$ 736,207</u></u>	0.1%

**City of Moreno Valley
FY 2015/16 - FY 2016/17 Proposed Budget
Program Detail**

PROGRAM NAME: Workers' Compensation Claims FUND: 7110
 PROGRAM NUMBER: 18130
 PROGRAM OBJECTIVE: To manage and administer employee disability and injury costs with emphasis placed on employee training in occupational safety, safety awareness and employee health and fitness.

BUDGET SUMMARY:

	<u>2013/14</u>	<u>2014/15</u>	<u>2015/16</u>		<u>2016/17</u>	
	Actual	Amended	Proposed Budget	% Increase/ (Decrease) over/(under) 2014/15 Amended	Proposed Budget	% Increase/ (Decrease) over/(under) 2015/16 Proposed
<u>Operating Expenditures</u>						
Personnel Services	\$ 21,194	\$ 30,183	\$ 25,290	-16.2%	\$ 26,145	3.4%
Contractual Services	-	-	-	-	-	-
Material & Supplies	-	-	-	-	-	-
Debt Service	-	-	-	-	-	-
Fixed Charges	-	-	-	-	-	-
Transfers Out	-	-	-	-	-	-
Total Operating Expenditures	\$ 21,194	\$ 30,183	\$ 25,290	-16.2%	\$ 26,145	3.4%
<u>Capital Expenditures</u>						
Fixed Assets	\$ -	\$ -	\$ -	-	\$ -	-
Total Capital Expenditures	\$ -	\$ -	\$ -	-	\$ -	-
Total Program Budget	\$ 21,194	\$ 30,183	\$ 25,290	-16.2%	\$ 26,145	3.4%

Attachment: Exhibit A - Proposed Budget Book [Revision 2] (1488 : PUBLIC HEARING ESTABLISHING APPROPRIATIONS (?GANN?) LIMIT FOR

City of Moreno Valley
FY 2015/16 - FY 2016/17 Proposed Budget
Program Detail

PROGRAM NAME: Non-Dept Worker's Compensation FUND: 7110

PROGRAM NUMBER: 97110

PROGRAM OBJECTIVE: To provide appropriate funds for activities that are not directly assignable to any one department or program.

BUDGET SUMMARY:

	2013/14	2014/15	2015/16	% Increase/ (Decrease) over/(under) 2014/15 Amended	2016/17	% Increase/ (Decrease) over/(under) 2015/16 Proposed
	Actual	Amended	Proposed Budget		Proposed Budget	
<u>Operating Expenditures</u>						
Personnel Services	\$ -	\$ -	\$ -	-	\$ -	-
Contractual Services	-	-	-	-	-	-
Material & Supplies	-	-	-	-	-	-
Debt Service	-	-	-	-	-	-
Fixed Charges	-	-	-	-	-	-
Transfers Out	4,500	604,500	-	-100.0%	-	-
Total Operating Expenditures	<u>\$ 4,500</u>	<u>\$ 604,500</u>	<u>\$ -</u>	-100.0%	<u>\$ -</u>	-
<u>Capital Expenditures</u>						
Fixed Assets	\$ -	\$ -	\$ -	-	\$ -	-
Total Capital Expenditures	<u>\$ -</u>	<u>\$ -</u>	<u>\$ -</u>	-	<u>\$ -</u>	-
Total Program Budget	<u><u>\$ 4,500</u></u>	<u><u>\$ 604,500</u></u>	<u><u>\$ -</u></u>	-100.0%	<u><u>\$ -</u></u>	-

City of Moreno Valley
FY 2015/16 - FY 2016/17 Proposed Budget
Program Detail

PROGRAM NAME: Enterprise Applications FUND: 7210
PROGRAM NUMBER: 25410
PROGRAM OBJECTIVE: To administer the City's enterprise software systems including programming and integration.

BUDGET SUMMARY:

	2013/14	2014/15	2015/16	% Increase/ (Decrease) over/(under) 2014/15 Amended	2016/17	% Increase/ (Decrease) over/(under) 2015/16 Proposed
	Actual	Amended	Proposed Budget		Proposed Budget	
<u>Operating Expenditures</u>						
Personnel Services	\$ 526,898	\$ 543,286	\$ -	-100.0%	\$ -	-
Contractual Services	561,201	766,173	-	-100.0%	-	-
Material & Supplies	5,830	50,950	-	-100.0%	-	-
Debt Service	-	-	-	-	-	-
Fixed Charges	268,650	329,453	-	-100.0%	-	-
Transfers Out	-	-	-	-	-	-
Total Operating Expenditures	<u>\$ 1,362,580</u>	<u>\$ 1,689,862</u>	<u>\$ -</u>	-100.0%	<u>\$ -</u>	-
<u>Capital Expenditures</u>						
Fixed Assets	\$ -	\$ -	\$ -	-	\$ -	-
Total Capital Expenditures	<u>\$ -</u>	<u>\$ -</u>	<u>\$ -</u>	-	<u>\$ -</u>	-
Total Program Budget	<u><u>\$ 1,362,580</u></u>	<u><u>\$ 1,689,862</u></u>	<u><u>\$ -</u></u>	-100.0%	<u><u>\$ -</u></u>	-

**City of Moreno Valley
FY 2015/16 - FY 2016/17 Proposed Budget
Program Detail**

PROGRAM NAME: Network Operations FUND: 7210

PROGRAM NUMBER: 25411

PROGRAM OBJECTIVE: To administer the City's wide area and local area network including desktop hardware and operating systems.

BUDGET SUMMARY:

	2013/14	2014/15	2015/16	% Increase/ (Decrease) over/(under) 2014/15 Amended	2016/17	% Increase/ (Decrease) over/(under) 2015/16 Proposed
	Actual	Amended	Proposed Budget		Proposed Budget	
<u>Operating Expenditures</u>						
Personnel Services	\$ 620,050	\$ 656,327	\$ -	-100.0%	\$ -	-
Contractual Services	130,397	197,149	-	-100.0%	-	-
Material & Supplies	311,979	176,300	-	-100.0%	-	-
Debt Service	-	-	-	-	-	-
Fixed Charges	272,850	75,072	-	-100.0%	-	-
Transfers Out	-	-	-	-	-	-
Total Operating Expenditures	<u>\$ 1,335,276</u>	<u>\$ 1,104,848</u>	<u>\$ -</u>	-100.0%	<u>\$ -</u>	-
<u>Capital Expenditures</u>						
Fixed Assets	\$ -	\$ -	\$ -	-	\$ -	-
Total Capital Expenditures	<u>\$ -</u>	<u>\$ -</u>	<u>\$ -</u>	-	<u>\$ -</u>	-
Total Program Budget	<u><u>\$ 1,335,276</u></u>	<u><u>\$ 1,104,848</u></u>	<u><u>\$ -</u></u>	-100.0%	<u><u>\$ -</u></u>	-

City of Moreno Valley
FY 2015/16 - FY 2016/17 Proposed Budget
Program Detail

PROGRAM NAME: Telecommunications FUND: 7210

PROGRAM NUMBER: 25412

PROGRAM OBJECTIVE: To provide and administer the City's comprehensive voice, data, video, and radio communications programs, including support of two City-owned amateur radio repeaters. This includes all services utilizing the common communications network that interconnects City facilities, offices, and end-users.

BUDGET SUMMARY:

	2013/14	2014/15	2015/16	% Increase/ (Decrease) over/(under) 2014/15 Amended	2016/17	% Increase/ (Decrease) over/(under) 2015/16 Proposed
	Actual	Amended	Proposed Budget		Proposed Budget	
<u>Operating Expenditures</u>						
Personnel Services	\$ 460,565	\$ 451,298	\$ -	-100.0%	\$ -	-
Contractual Services	105,039	152,792	-	-100.0%	-	-
Material & Supplies	42,755	56,499	-	-100.0%	-	-
Debt Service	-	-	-	-	-	-
Fixed Charges	82,152	73,740	-	-100.0%	-	-
Transfers Out	-	-	-	-	-	-
Total Operating Expenditures	<u>\$ 690,511</u>	<u>\$ 734,329</u>	<u>\$ -</u>	-100.0%	<u>\$ -</u>	-
<u>Capital Expenditures</u>						
Fixed Assets	\$ -	\$ -	\$ -	-	\$ -	-
Total Capital Expenditures	<u>\$ -</u>	<u>\$ -</u>	<u>\$ -</u>	-	<u>\$ -</u>	-
Total Program Budget	<u><u>\$ 690,511</u></u>	<u><u>\$ 734,329</u></u>	<u><u>\$ -</u></u>	-100.0%	<u><u>\$ -</u></u>	-

City of Moreno Valley
FY 2015/16 - FY 2016/17 Proposed Budget
Program Detail

PROGRAM NAME: Geographic Information Systems FUND: 7210

PROGRAM NUMBER: 25413

PROGRAM OBJECTIVE: To provide and administer the City's Geographic Information Systems for City staff as well as citizen access to GIS resources. This includes all resources necessary to provide for the timely updating of orthophotographic images, County Assessor parcel information, or any other information related to City-maintained geographic information.

BUDGET SUMMARY:

	2013/14	2014/15	2015/16	% Increase/ (Decrease) over/(under) 2014/15 Amended	2016/17	% Increase/ (Decrease) over/(under) 2015/16 Proposed
	Actual	Amended	Proposed Budget		Proposed Budget	
<u>Operating Expenditures</u>						
Personnel Services	\$ 404,074	\$ 488,930	\$ -	-100.0%	\$ -	-
Contractual Services	94,421	117,645	-	-100.0%	-	-
Material & Supplies	9,677	19,150	-	-100.0%	-	-
Debt Service	-	-	-	-	-	-
Fixed Charges	32,498	31,939	-	-100.0%	-	-
Transfers Out	-	-	-	-	-	-
Total Operating Expenditures	<u>\$ 540,669</u>	<u>\$ 657,664</u>	<u>\$ -</u>	-100.0%	<u>\$ -</u>	-
<u>Capital Expenditures</u>						
Fixed Assets	\$ -	\$ -	\$ -	-	\$ -	-
Total Capital Expenditures	<u>\$ -</u>	<u>\$ -</u>	<u>\$ -</u>	-	<u>\$ -</u>	-
Total Program Budget	<u><u>\$ 540,669</u></u>	<u><u>\$ 657,664</u></u>	<u><u>\$ -</u></u>	-100.0%	<u><u>\$ -</u></u>	-

City of Moreno Valley
FY 2015/16 - FY 2016/17 Proposed Budget
Program Detail

PROGRAM NAME: Records Management System FUND: 7210

PROGRAM NUMBER: 25452

PROGRAM OBJECTIVE: To implement a records management system by purchasing a high-end scanner, scanning workstations, DVD writer, file server, scanning licenses, OCR licenses, database licenses, and an internet search engine. The software includes: SIRE AgendaPlus to create Council meeting agendas, manage agenda items and post complete agenda packets on the internet; and Granicus to provide Web streaming videos of Council meetings and to facilitate the preparation of minutes.

BUDGET SUMMARY:

	2013/14	2014/15	2015/16	%	2016/17	%
	Actual	Amended	Proposed Budget	Increase/ (Decrease) over/(under) 2014/15 Amended	Proposed Budget	Increase/ (Decrease) over/(under) 2015/16 Proposed
<u>Operating Expenditures</u>						
Personnel Services	\$ -	\$ -	\$ -	-	\$ -	-
Contractual Services	-	-	-	-	-	-
Material & Supplies	1,451	-	-	-	-	-
Debt Service	-	-	-	-	-	-
Fixed Charges	-	-	-	-	-	-
Transfers Out	-	-	-	-	-	-
Total Operating Expenditures	<u>\$ 1,451</u>	<u>\$ -</u>	<u>\$ -</u>	-	<u>\$ -</u>	-
<u>Capital Expenditures</u>						
Fixed Assets	\$ 12,418	\$ -	\$ -	-	\$ -	-
Total Capital Expenditures	<u>\$ 12,418</u>	<u>\$ -</u>	<u>\$ -</u>	-	<u>\$ -</u>	-
Total Program Budget	<u><u>\$ 13,869</u></u>	<u><u>\$ -</u></u>	<u><u>\$ -</u></u>	-	<u><u>\$ -</u></u>	-

**City of Moreno Valley
FY 2015/16 - FY 2016/17 Proposed Budget
Program Detail**

PROGRAM NAME: ERP Replacement Project FUND: 7210

PROGRAM NUMBER: 25453

PROGRAM OBJECTIVE: These funds, allocated for Project Management, remain since the ERP Replacement Project was suspended in December 2007.

BUDGET SUMMARY:

	<u>2013/14</u>	<u>2014/15</u>	<u>2015/16</u>	% Increase/ (Decrease) over/(under) 2014/15 Amended	<u>2016/17</u>	% Increase/ (Decrease) over/(under) 2015/16 Proposed
	Actual	Amended	Proposed Budget		Proposed Budget	
<u>Operating Expenditures</u>						
Personnel Services	\$ 31,329	\$ -	\$ -	-	\$ -	-
Contractual Services	2,793	-	-	-	-	-
Material & Supplies	-	-	-	-	-	-
Debt Service	-	-	-	-	-	-
Fixed Charges	-	-	-	-	-	-
Transfers Out	-	-	-	-	-	-
Total Operating Expenditures	\$ 34,122	\$ -	\$ -	-	\$ -	-
<u>Capital Expenditures</u>						
Fixed Assets	\$ 124	\$ -	\$ -	-	\$ -	-
Total Capital Expenditures	\$ 124	\$ -	\$ -	-	\$ -	-
Total Program Budget	\$ 34,245	\$ -	\$ -	-	\$ -	-

Attachment: Exhibit A - Proposed Budget Book [Revision 2] (1488 : PUBLIC HEARING ESTABLISHING APPROPRIATIONS (?GANN?) LIMIT FOR

City of Moreno Valley
FY 2015/16 - FY 2016/17 Proposed Budget
Program Detail

PROGRAM NAME: Non-Dept Technology Services FUND: 7210

PROGRAM NUMBER: 97210

PROGRAM OBJECTIVE: To provide appropriate funds for activities that are not directly assignable to any one department or program.

BUDGET SUMMARY:

	2013/14	2014/15	2015/16	% Increase/ (Decrease) over/(under) 2014/15 Amended	2016/17	% Increase/ (Decrease) over/(under) 2015/16 Proposed
	Actual	Amended	Proposed Budget		Proposed Budget	
<u>Operating Expenditures</u>						
Personnel Services	\$ 2,986	\$ 131,899	\$ -	-100.0%	\$ -	-
Contractual Services	-	-	-	-	-	-
Material & Supplies	(22,259)	-	-	-	-	-
Debt Service	-	-	-	-	-	-
Fixed Charges	569,090	-	-	-	-	-
Transfers Out	-	-	-	-	-	-
Total Operating Expenditures	\$ 549,817	\$ 131,899	\$ -	-100.0%	\$ -	-
<u>Capital Expenditures</u>						
Fixed Assets	\$ -	\$ -	\$ -	-	\$ -	-
Total Capital Expenditures	\$ -	\$ -	\$ -	-	\$ -	-
Total Program Budget	\$ 549,817	\$ 131,899	\$ -	-100.0%	\$ -	-

**City of Moreno Valley
FY 2015/16 - FY 2016/17 Proposed Budget
Program Detail**

PROGRAM NAME: Enterprise Applications FUND: 7220
 PROGRAM NUMBER: 25410
 PROGRAM OBJECTIVE: To administer the City's enterprise software systems including programming and integration.

BUDGET SUMMARY:

	<u>2013/14</u>	<u>2014/15</u>	<u>2015/16</u>	% Increase/ (Decrease) over/(under) 2014/15 Amended	<u>2016/17</u>	% Increase/ (Decrease) over/(under) 2015/16 Proposed
	Actual	Amended	Proposed Budget		Proposed Budget	
<u>Operating Expenditures</u>						
Personnel Services	\$ -	\$ -	\$ -	-	\$ -	-
Contractual Services	-	-	-	-	-	-
Material & Supplies	-	79,691	-	-100.0%	-	-
Debt Service	-	-	-	-	-	-
Fixed Charges	-	-	-	-	-	-
Transfers Out	-	-	-	-	-	-
Total Operating Expenditures	\$ -	\$ 79,691	\$ -	-100.0%	\$ -	-
<u>Capital Expenditures</u>						
Fixed Assets	\$ -	\$ -	\$ -	-	\$ -	-
Total Capital Expenditures	\$ -	\$ -	\$ -	-	\$ -	-
Total Program Budget	\$ -	\$ 79,691	\$ -	-100.0%	\$ -	-

Attachment: Exhibit A - Proposed Budget Book [Revision 2] (1488 : PUBLIC HEARING ESTABLISHING APPROPRIATIONS (?GANN?) LIMIT FOR

City of Moreno Valley
FY 2015/16 - FY 2016/17 Proposed Budget
Program Detail

PROGRAM NAME: Network Operations FUND: 7220

PROGRAM NUMBER: 25411

PROGRAM OBJECTIVE: To administer the City's wide area and local area network including desktop hardware and operating systems.

BUDGET SUMMARY:

	<u>2013/14</u>	<u>2014/15</u>	<u>2015/16</u>	% Increase/ (Decrease) over/(under) 2014/15 Amended	<u>2016/17</u>	% Increase/ (Decrease) over/(under) 2015/16 Proposed
	Actual	Amended	Proposed Budget		Proposed Budget	
<u>Operating Expenditures</u>						
Personnel Services	\$ -	\$ -	\$ -	-	\$ -	-
Contractual Services	-	-	-	-	-	-
Material & Supplies	-	210,432	134,000	-36.3%	159,000	18.7%
Debt Service	-	-	-	-	-	-
Fixed Charges	-	-	-	-	-	-
Transfers Out	-	-	-	-	-	-
Total Operating Expenditures	\$ -	\$ 210,432	\$ 134,000	-36.3%	\$ 159,000	18.7%
<u>Capital Expenditures</u>						
Fixed Assets	\$ -	\$ -	\$ -	-	\$ -	-
Total Capital Expenditures	\$ -	\$ -	\$ -	-	\$ -	-
Total Program Budget	\$ -	\$ 210,432	\$ 134,000	-36.3%	\$ 159,000	18.7%

**City of Moreno Valley
FY 2015/16 - FY 2016/17 Proposed Budget
Program Detail**

PROGRAM NAME: Telecommunications FUND: 7220

PROGRAM NUMBER: 25412

PROGRAM OBJECTIVE: To provide and administer the City's comprehensive voice, data, video, and radio communications programs, including support of two City-owned amateur radio repeaters. This includes all services utilizing the common communications network that interconnects City facilities, offices, and end-users.

BUDGET SUMMARY:

	<u>2013/14</u>	<u>2014/15</u>	<u>2015/16</u>	% Increase/ (Decrease) over/(under) 2014/15 Amended	<u>2016/17</u>	% Increase/ (Decrease) over/(under) 2015/16 Proposed
	Actual	Amended	Proposed Budget		Proposed Budget	
<u>Operating Expenditures</u>						
Personnel Services	\$ -	\$ -	\$ -	-	\$ -	-
Contractual Services	-	-	-	-	-	-
Material & Supplies	-	152,548	85,000	-44.3%	85,000	0.0%
Debt Service	-	-	-	-	-	-
Fixed Charges	-	-	-	-	-	-
Transfers Out	-	-	-	-	-	-
Total Operating Expenditures	\$ -	\$ 152,548	\$ 85,000	-44.3%	\$ 85,000	0.0%
<u>Capital Expenditures</u>						
Fixed Assets	\$ -	\$ -	\$ -	-	\$ -	-
Total Capital Expenditures	\$ -	\$ -	\$ -	-	\$ -	-
Total Program Budget	\$ -	\$ 152,548	\$ 85,000	-44.3%	\$ 85,000	0.0%

Attachment: Exhibit A - Proposed Budget Book [Revision 2] (1488 : PUBLIC HEARING ESTABLISHING APPROPRIATIONS (?GANN?) LIMIT FOR

City of Moreno Valley
FY 2015/16 - FY 2016/17 Proposed Budget
Program Detail

PROGRAM NAME: Class Recreation Software Imp FUND: 7220
PROGRAM NUMBER: 25451
PROGRAM OBJECTIVE: To implement Class Recreation software improvements.

BUDGET SUMMARY:

	<u>2013/14</u>	<u>2014/15</u>	<u>2015/16</u>	% Increase/ (Decrease) over/(under) 2014/15 Amended	<u>2016/17</u>	% Increase/ (Decrease) over/(under) 2015/16 Proposed
	Actual	Amended	Proposed Budget		Proposed Budget	
<u>Operating Expenditures</u>						
Personnel Services	\$ -	\$ -	\$ -	-	\$ -	-
Contractual Services	-	-	-	-	-	-
Material & Supplies	-	-	-	-	-	-
Debt Service	-	-	-	-	-	-
Fixed Charges	-	-	-	-	-	-
Transfers Out	-	-	-	-	-	-
Total Operating Expenditures	<u>\$ -</u>	<u>\$ -</u>	<u>\$ -</u>	-	<u>\$ -</u>	-
<u>Capital Expenditures</u>						
Fixed Assets	\$ -	\$ 33,200	\$ 33,200	0.0%	\$ -	-100.0%
Total Capital Expenditures	<u>\$ -</u>	<u>\$ 33,200</u>	<u>\$ 33,200</u>	0.0%	<u>\$ -</u>	-100.0%
Total Program Budget	<u><u>\$ -</u></u>	<u><u>\$ 33,200</u></u>	<u><u>\$ 33,200</u></u>	0.0%	<u><u>\$ -</u></u>	-100.0%

City of Moreno Valley
FY 2015/16 - FY 2016/17 Proposed Budget
Program Detail

PROGRAM NAME: Records Management System FUND: 7220

PROGRAM NUMBER: 25452

PROGRAM OBJECTIVE: To implement a records management system by purchasing a high-end scanner, scanning workstations, DVD writer, file server, scanning licenses, OCR licenses, database licenses, and an internet search engine. The software includes: SIRE AgendaPlus to create Council meeting agendas, manage agenda items and post complete agenda packets on the internet; and Granicus to provide Web streaming videos of Council meetings and to facilitate the preparation of minutes.

BUDGET SUMMARY:

	2013/14	2014/15	2015/16	%	2016/17	%
	Actual	Amended	Proposed Budget	Increase/ (Decrease) over/(under) 2014/15 Amended	Proposed Budget	Increase/ (Decrease) over/(under) 2015/16 Proposed
<u>Operating Expenditures</u>						
Personnel Services	\$ -	\$ -	\$ -	-	\$ -	-
Contractual Services	-	-	-	-	-	-
Material & Supplies	-	-	-	-	-	-
Debt Service	-	-	-	-	-	-
Fixed Charges	-	-	-	-	-	-
Transfers Out	-	-	-	-	-	-
Total Operating Expenditures	<u>\$ -</u>	<u>\$ -</u>	<u>\$ -</u>	-	<u>\$ -</u>	-
<u>Capital Expenditures</u>						
Fixed Assets	\$ -	\$ 74,443	\$ 74,443	0.0%	\$ -	-100.0%
Total Capital Expenditures	<u>\$ -</u>	<u>\$ 74,443</u>	<u>\$ 74,443</u>	0.0%	<u>\$ -</u>	-100.0%
Total Program Budget	<u><u>\$ -</u></u>	<u><u>\$ 74,443</u></u>	<u><u>\$ 74,443</u></u>	0.0%	<u><u>\$ -</u></u>	-100.0%

City of Moreno Valley
FY 2015/16 - FY 2016/17 Proposed Budget
Program Detail

PROGRAM NAME: ERP Replacement Project FUND: 7220

PROGRAM NUMBER: 25453

PROGRAM OBJECTIVE: These funds, allocated for Project Management, remain since the ERP Replacement Project was suspended in December 2007.

BUDGET SUMMARY:

	<u>2013/14</u>	<u>2014/15</u>	<u>2015/16</u>		<u>2016/17</u>	
	Actual	Amended	Proposed Budget	% Increase/ (Decrease) over/(under) 2014/15 Amended	Proposed Budget	% Increase/ (Decrease) over/(under) 2015/16 Proposed
<u>Operating Expenditures</u>						
Personnel Services	\$ -	\$ -	\$ -	-	\$ -	-
Contractual Services	-	-	-	-	-	-
Material & Supplies	-	-	-	-	-	-
Debt Service	-	-	-	-	-	-
Fixed Charges	-	-	-	-	-	-
Transfers Out	-	-	-	-	-	-
Total Operating Expenditures	<u>\$ -</u>	<u>\$ -</u>	<u>\$ -</u>	-	<u>\$ -</u>	-
<u>Capital Expenditures</u>						
Fixed Assets	\$ -	\$ 432,274	\$ 20,000	-95.4%	\$ -	-100.0%
Total Capital Expenditures	<u>\$ -</u>	<u>\$ 432,274</u>	<u>\$ 20,000</u>	-95.4%	<u>\$ -</u>	-100.0%
Total Program Budget	<u><u>\$ -</u></u>	<u><u>\$ 432,274</u></u>	<u><u>\$ 20,000</u></u>	-95.4%	<u><u>\$ -</u></u>	-100.0%

**City of Moreno Valley
FY 2015/16 - FY 2016/17 Proposed Budget
Program Detail**

PROGRAM NAME: TS Application Projects FUND: 7220
 PROGRAM NUMBER: 25455
 PROGRAM OBJECTIVE: To implement technology application projects.

BUDGET SUMMARY:

	<u>2013/14</u>	<u>2014/15</u>	<u>2015/16</u>	% Increase/ (Decrease) over/(under) 2014/15 Amended	<u>2016/17</u>	% Increase/ (Decrease) over/(under) 2015/16 Proposed
	Actual	Amended	Proposed Budget		Proposed Budget	
<u>Operating Expenditures</u>						
Personnel Services	\$ -	\$ 400,816	\$ -	-100.0%	\$ -	-
Contractual Services	-	1,476,184	-	-100.0%	-	-
Material & Supplies	-	-	-	-	-	-
Debt Service	-	-	-	-	-	-
Fixed Charges	-	-	-	-	-	-
Transfers Out	-	-	-	-	-	-
Total Operating Expenditures	\$ -	\$ 1,877,000	\$ -	-100.0%	\$ -	-
<u>Capital Expenditures</u>						
Fixed Assets	\$ -	\$ 200,000	\$ -	-100.0%	\$ -	-
Total Capital Expenditures	\$ -	\$ 200,000	\$ -	-100.0%	\$ -	-
Total Program Budget	\$ -	\$ 2,077,000	\$ -	-100.0%	\$ -	-

Attachment: Exhibit A - Proposed Budget Book [Revision 2] (1488 : PUBLIC HEARING ESTABLISHING APPROPRIATIONS (?GANN?) LIMIT FOR

**City of Moreno Valley
FY 2015/16 - FY 2016/17 Proposed Budget
Program Detail**

PROGRAM NAME: Non-Dept Technology Services Assets FUND: 7220
 PROGRAM NUMBER: 97220
 PROGRAM OBJECTIVE: To provide appropriate funds for activities that are not directly assignable to any one department or program.

BUDGET SUMMARY:

	<u>2013/14</u>	<u>2014/15</u>	<u>2015/16</u>		<u>2016/17</u>	
	Actual	Amended	Proposed Budget	% Increase/ (Decrease) over/(under) 2014/15 Amended	Proposed Budget	% Increase/ (Decrease) over/(under) 2015/16 Proposed
<u>Operating Expenditures</u>						
Personnel Services	\$ -	\$ -	\$ -	-	\$ -	-
Contractual Services	-	-	-	-	-	-
Material & Supplies	(699,163)	-	-	-	-	-
Debt Service	-	-	-	-	-	-
Fixed Charges	-	-	725,000	-	725,000	0.0%
Transfers Out	-	-	-	-	-	-
Total Operating Expenditures	\$ (699,163)	\$ -	\$ 725,000	-	\$ 725,000	0.0%
<u>Capital Expenditures</u>						
Fixed Assets	\$ -	\$ -	\$ -	-	\$ -	-
Total Capital Expenditures	\$ -	\$ -	\$ -	-	\$ -	-
Total Program Budget	\$ (699,163)	\$ -	\$ 725,000	-	\$ 725,000	0.0%

Attachment: Exhibit A - Proposed Budget Book [Revision 2] (1488 : PUBLIC HEARING ESTABLISHING APPROPRIATIONS (?GANN?) LIMIT FOR

City of Moreno Valley
FY 2015/16 - FY 2016/17 Proposed Budget
Program Detail

PROGRAM NAME: Non-Dept TS Replacement Reserve FUND: 7230

PROGRAM NUMBER: 97230

PROGRAM OBJECTIVE: To provide appropriate funds for activities that are not directly assignable to any one department or program.

BUDGET SUMMARY:

	2013/14	2014/15	2015/16	% Increase/ (Decrease) over/(under) 2014/15 Amended	2016/17	% Increase/ (Decrease) over/(under) 2015/16 Proposed
	Actual	Amended	Proposed Budget		Proposed Budget	
<u>Operating Expenditures</u>						
Personnel Services	\$ -	\$ -	\$ -	-	\$ -	-
Contractual Services	-	-	-	-	-	-
Material & Supplies	-	-	-	-	-	-
Debt Service	-	-	-	-	-	-
Fixed Charges	-	715,000	-	-100.0%	-	-
Transfers Out	-	-	-	-	-	-
Total Operating Expenditures	\$ -	\$ 715,000	\$ -	-100.0%	\$ -	-
<u>Capital Expenditures</u>						
Fixed Assets	\$ -	\$ -	\$ -	-	\$ -	-
Total Capital Expenditures	\$ -	\$ -	\$ -	-	\$ -	-
Total Program Budget	\$ -	\$ 715,000	\$ -	-100.0%	\$ -	-

City of Moreno Valley
FY 2015/16 - FY 2016/17 Proposed Budget
Program Detail

PROGRAM NAME: Facilities General FUND: 7310
PROGRAM NUMBER: 18410
PROGRAM OBJECTIVE: To provide the maintenance program for the City owned general public facilities.

BUDGET SUMMARY:

	<u>2013/14</u>	<u>2014/15</u>	<u>2015/16</u>		<u>2016/17</u>	
	Actual	Amended	Proposed Budget	% Increase/ (Decrease) over/(under) 2014/15 Amended	Proposed Budget	% Increase/ (Decrease) over/(under) 2015/16 Proposed
<u>Operating Expenditures</u>						
Personnel Services	\$ 694,966	\$ 726,835	\$ 754,933	3.9%	\$ 773,453	2.5%
Contractual Services	68,933	48,075	629,942	1210.3%	585,944	-7.0%
Material & Supplies	28,166	43,926	15,000	-65.9%	15,000	0.0%
Debt Service	-	-	-	-	-	-
Fixed Charges	252,900	243,637	408,695	67.7%	410,006	0.3%
Transfers Out	-	-	-	-	-	-
Total Operating Expenditures	<u>\$ 1,044,964</u>	<u>\$ 1,062,473</u>	<u>\$ 1,808,570</u>	70.2%	<u>\$ 1,784,403</u>	-1.3%
<u>Capital Expenditures</u>						
Fixed Assets	\$ -	\$ -	\$ -	-	\$ -	-
Total Capital Expenditures	<u>\$ -</u>	<u>\$ -</u>	<u>\$ -</u>	-	<u>\$ -</u>	-
Total Program Budget	<u><u>\$ 1,044,964</u></u>	<u><u>\$ 1,062,473</u></u>	<u><u>\$ 1,808,570</u></u>	70.2%	<u><u>\$ 1,784,403</u></u>	-1.3%

Attachment: Exhibit A - Proposed Budget Book [Revision 2] (1488 : PUBLIC HEARING ESTABLISHING APPROPRIATIONS (?GANN?) LIMIT FOR

**City of Moreno Valley
FY 2015/16 - FY 2016/17 Proposed Budget
Program Detail**

PROGRAM NAME: City Hall FUND: 7310
 PROGRAM NUMBER: 18411
 PROGRAM OBJECTIVE: To provide the maintenance program for the City owned City Hall facility.

BUDGET SUMMARY:

	2013/14	2014/15	2015/16	% Increase/ (Decrease) over/(under) 2014/15 Amended	2016/17	% Increase/ (Decrease) over/(under) 2015/16 Proposed
	Actual	Amended	Proposed Budget		Proposed Budget	
<u>Operating Expenditures</u>						
Personnel Services	\$ 1,555	\$ 600	\$ -	-100.0%	\$ -	-
Contractual Services	317,084	537,280	301,900	-43.8%	301,900	0.0%
Material & Supplies	33,502	37,815	24,700	-34.7%	24,700	0.0%
Debt Service	-	-	-	-	-	-
Fixed Charges	35,000	30,009	29,439	-1.9%	29,439	0.0%
Transfers Out	-	-	-	-	-	-
Total Operating Expenditures	<u>\$ 387,142</u>	<u>\$ 605,704</u>	<u>\$ 356,039</u>	-41.2%	<u>\$ 356,039</u>	0.0%
<u>Capital Expenditures</u>						
Fixed Assets	\$ -	\$ -	\$ -	-	\$ -	-
Total Capital Expenditures	<u>\$ -</u>	<u>\$ -</u>	<u>\$ -</u>	-	<u>\$ -</u>	-
Total Program Budget	<u><u>\$ 387,142</u></u>	<u><u>\$ 605,704</u></u>	<u><u>\$ 356,039</u></u>	-41.2%	<u><u>\$ 356,039</u></u>	0.0%

City of Moreno Valley
FY 2015/16 - FY 2016/17 Proposed Budget
Program Detail

PROGRAM NAME: Corp. Yard FUND: 7310

PROGRAM NUMBER: 18412

PROGRAM OBJECTIVE: To provide the maintenance program for the City owned Corporate Yard facility.

BUDGET SUMMARY:

	2013/14	2014/15	2015/16	% Increase/ (Decrease) over/(under) 2014/15 Amended	2016/17	% Increase/ (Decrease) over/(under) 2015/16 Proposed
	Actual	Amended	Proposed Budget		Proposed Budget	
<u>Operating Expenditures</u>						
Personnel Services	\$ -	\$ 400	\$ 28,976	7144.0%	\$ 30,309	4.6%
Contractual Services	63,925	87,185	56,800	-34.9%	56,500	-0.5%
Material & Supplies	9,592	11,200	3,300	-70.5%	3,300	0.0%
Debt Service	-	-	-	-	-	-
Fixed Charges	-	-	10,923	-	10,923	0.0%
Transfers Out	-	-	-	-	-	-
Total Operating Expenditures	\$ 73,518	\$ 98,785	\$ 99,999	1.2%	\$ 101,032	1.0%
<u>Capital Expenditures</u>						
Fixed Assets	\$ -	\$ -	\$ -	-	\$ -	-
Total Capital Expenditures	\$ -	\$ -	\$ -	-	\$ -	-
Total Program Budget	\$ 73,518	\$ 98,785	\$ 99,999	1.2%	\$ 101,032	1.0%

City of Moreno Valley
FY 2015/16 - FY 2016/17 Proposed Budget
Program Detail

PROGRAM NAME: Transp. Trailer FUND: 7310

PROGRAM NUMBER: 18413

PROGRAM OBJECTIVE: To provide the maintenance program for the City owned Transportation Trailer.

BUDGET SUMMARY:

	<u>2013/14</u>	<u>2014/15</u>	<u>2015/16</u>	% Increase/ (Decrease) over/(under) 2014/15 Amended	<u>2016/17</u>	% Increase/ (Decrease) over/(under) 2015/16 Proposed
	Actual	Amended	Proposed Budget		Proposed Budget	
<u>Operating Expenditures</u>						
Personnel Services	\$ -	\$ -	\$ -	-	\$ -	-
Contractual Services	20,971	3,050	4,800	57.4%	4,800	0.0%
Material & Supplies	369	625	300	-52.0%	300	0.0%
Debt Service	-	-	-	-	-	-
Fixed Charges	-	-	-	-	-	-
Transfers Out	-	-	-	-	-	-
Total Operating Expenditures	<u>\$ 21,340</u>	<u>\$ 3,675</u>	<u>\$ 5,100</u>	38.8%	<u>\$ 5,100</u>	0.0%
<u>Capital Expenditures</u>						
Fixed Assets	\$ -	\$ -	\$ -	-	\$ -	-
Total Capital Expenditures	<u>\$ -</u>	<u>\$ -</u>	<u>\$ -</u>	-	<u>\$ -</u>	-
Total Program Budget	<u><u>\$ 21,340</u></u>	<u><u>\$ 3,675</u></u>	<u><u>\$ 5,100</u></u>	38.8%	<u><u>\$ 5,100</u></u>	0.0%

City of Moreno Valley
FY 2015/16 - FY 2016/17 Proposed Budget
Program Detail

PROGRAM NAME: Public Safety Building FUND: 7310
PROGRAM NUMBER: 18414
PROGRAM OBJECTIVE: To provide the maintenance program for the City owned Public Safety Building facility.

BUDGET SUMMARY:

	<u>2013/14</u>	<u>2014/15</u>	<u>2015/16</u>	% Increase/ (Decrease) over/(under) 2014/15 Amended	<u>2016/17</u>	% Increase/ (Decrease) over/(under) 2015/16 Proposed
	Actual	Amended	Proposed Budget		Proposed Budget	
<u>Operating Expenditures</u>						
Personnel Services	\$ 1,229	\$ 400	\$ -	-100.0%	\$ -	-
Contractual Services	316,553	344,180	288,500	-16.2%	288,500	0.0%
Material & Supplies	4,800	6,435	800	-87.6%	800	0.0%
Debt Service	-	-	-	-	-	-
Fixed Charges	-	-	-	-	-	-
Transfers Out	-	-	-	-	-	-
Total Operating Expenditures	<u>\$ 322,582</u>	<u>\$ 351,015</u>	<u>\$ 289,300</u>	-17.6%	<u>\$ 289,300</u>	0.0%
<u>Capital Expenditures</u>						
Fixed Assets	\$ -	\$ -	\$ -	-	\$ -	-
Total Capital Expenditures	<u>\$ -</u>	<u>\$ -</u>	<u>\$ -</u>	-	<u>\$ -</u>	-
Total Program Budget	<u><u>\$ 322,582</u></u>	<u><u>\$ 351,015</u></u>	<u><u>\$ 289,300</u></u>	-17.6%	<u><u>\$ 289,300</u></u>	0.0%

City of Moreno Valley
FY 2015/16 - FY 2016/17 Proposed Budget
Program Detail

PROGRAM NAME: Library - Facilities Maint FUND: 7310
PROGRAM NUMBER: 18415
PROGRAM OBJECTIVE: To provide the maintenance program for the City owned and leased Library facilities.

BUDGET SUMMARY:

	2013/14	2014/15	2015/16	% Increase/ (Decrease) over/(under) 2014/15 Amended	2016/17	% Increase/ (Decrease) over/(under) 2015/16 Proposed
	Actual	Amended	Proposed Budget		Proposed Budget	
<u>Operating Expenditures</u>						
Personnel Services	\$ -	\$ 300	\$ 67,526	22408.7%	\$ 69,005	2.2%
Contractual Services	136,469	82,740	89,200	7.8%	89,200	0.0%
Material & Supplies	4,689	2,600	7,600	192.3%	7,600	0.0%
Debt Service	-	-	-	-	-	-
Fixed Charges	-	-	21,887	-	21,887	0.0%
Transfers Out	-	-	-	-	-	-
Total Operating Expenditures	\$ 141,159	\$ 85,640	\$ 186,213	117.4%	\$ 187,692	0.8%
<u>Capital Expenditures</u>						
Fixed Assets	\$ -	\$ -	\$ -	-	\$ -	-
Total Capital Expenditures	\$ -	\$ -	\$ -	-	\$ -	-
Total Program Budget	\$ 141,159	\$ 85,640	\$ 186,213	117.4%	\$ 187,692	0.8%

**City of Moreno Valley
FY 2015/16 - FY 2016/17 Proposed Budget
Program Detail**

PROGRAM NAME: Pro Shop FUND: 7310
 PROGRAM NUMBER: 18416
 PROGRAM OBJECTIVE: To provide the maintenance program for the City owned Pro Shop facility.

BUDGET SUMMARY:

	<u>2013/14</u>	<u>2014/15</u>	<u>2015/16</u>	% Increase/ (Decrease) over/(under) 2014/15 Amended	<u>2016/17</u>	% Increase/ (Decrease) over/(under) 2015/16 Proposed
	Actual	Amended	Proposed Budget		Proposed Budget	
<u>Operating Expenditures</u>						
Personnel Services	\$ 152	\$ 300	\$ -	-100.0%	\$ -	-
Contractual Services	21,099	38,225	22,500	-41.1%	22,500	0.0%
Material & Supplies	539	1,100	-	-100.0%	-	-
Debt Service	-	-	-	-	-	-
Fixed Charges	-	-	-	-	-	-
Transfers Out	-	-	-	-	-	-
Total Operating Expenditures	\$ 21,790	\$ 39,625	\$ 22,500	-43.2%	\$ 22,500	0.0%
<u>Capital Expenditures</u>						
Fixed Assets	\$ -	\$ -	\$ -	-	\$ -	-
Total Capital Expenditures	\$ -	\$ -	\$ -	-	\$ -	-
Total Program Budget	\$ 21,790	\$ 39,625	\$ 22,500	-43.2%	\$ 22,500	0.0%

Attachment: Exhibit A - Proposed Budget Book [Revision 2] (1488 : PUBLIC HEARING ESTABLISHING APPROPRIATIONS (?GANN?) LIMIT FOR

**City of Moreno Valley
FY 2015/16 - FY 2016/17 Proposed Budget
Program Detail**

PROGRAM NAME: MVTV Studio FUND: 7310
 PROGRAM NUMBER: 18417
 PROGRAM OBJECTIVE: To provide the maintenance program for the City owned MVTV Studio facility.

BUDGET SUMMARY:

	<u>2013/14</u>	<u>2014/15</u>	<u>2015/16</u>	% Increase/ (Decrease) over/(under) 2014/15 Amended	<u>2016/17</u>	% Increase/ (Decrease) over/(under) 2015/16 Proposed
	Actual	Amended	Proposed Budget		Proposed Budget	
<u>Operating Expenditures</u>						
Personnel Services	\$ -	\$ -	\$ -	-	\$ -	-
Contractual Services	4,584	-	-	-	-	-
Material & Supplies	-	-	-	-	-	-
Debt Service	-	-	-	-	-	-
Fixed Charges	-	-	-	-	-	-
Transfers Out	-	-	-	-	-	-
Total Operating Expenditures	\$ 4,584	\$ -	\$ -	-	\$ -	-
<u>Capital Expenditures</u>						
Fixed Assets	\$ -	\$ -	\$ -	-	\$ -	-
Total Capital Expenditures	\$ -	\$ -	\$ -	-	\$ -	-
Total Program Budget	\$ 4,584	\$ -	\$ -	-	\$ -	-

Attachment: Exhibit A - Proposed Budget Book [Revision 2] (1488 : PUBLIC HEARING ESTABLISHING APPROPRIATIONS (?GANN?) LIMIT FOR

**City of Moreno Valley
FY 2015/16 - FY 2016/17 Proposed Budget
Program Detail**

PROGRAM NAME: Animal Shelter FUND: 7310
PROGRAM NUMBER: 18418
PROGRAM OBJECTIVE: To provide the maintenance program for the City owned Animal Shelter facility.

BUDGET SUMMARY:

	<u>2013/14</u>	<u>2014/15</u>	<u>2015/16</u>	% Increase/ (Decrease) over/(under) 2014/15 Amended	<u>2016/17</u>	% Increase/ (Decrease) over/(under) 2015/16 Proposed
	Actual	Amended	Proposed Budget		Proposed Budget	
<u>Operating Expenditures</u>						
Personnel Services	\$ 1,254	\$ 300	\$ -	-100.0%	\$ -	-
Contractual Services	102,880	103,800	85,300	-17.8%	85,300	0.0%
Material & Supplies	5,134	6,000	1,500	-75.0%	1,500	0.0%
Debt Service	-	-	-	-	-	-
Fixed Charges	-	-	-	-	-	-
Transfers Out	-	-	-	-	-	-
Total Operating Expenditures	<u>\$ 109,268</u>	<u>\$ 110,100</u>	<u>\$ 86,800</u>	-21.2%	<u>\$ 86,800</u>	0.0%
<u>Capital Expenditures</u>						
Fixed Assets	\$ -	\$ -	\$ -	-	\$ -	-
Total Capital Expenditures	<u>\$ -</u>	<u>\$ -</u>	<u>\$ -</u>	-	<u>\$ -</u>	-
Total Program Budget	<u><u>\$ 109,268</u></u>	<u><u>\$ 110,100</u></u>	<u><u>\$ 86,800</u></u>	-21.2%	<u><u>\$ 86,800</u></u>	0.0%

City of Moreno Valley
FY 2015/16 - FY 2016/17 Proposed Budget
Program Detail

PROGRAM NAME: Senior Center FUND: 7310

PROGRAM NUMBER: 18419

PROGRAM OBJECTIVE: To provide the maintenance program for the City owned Senior Center facility.

BUDGET SUMMARY:

	2013/14	2014/15	2015/16	% Increase/ (Decrease) over/(under) 2014/15 Amended	2016/17	% Increase/ (Decrease) over/(under) 2015/16 Proposed
	Actual	Amended	Proposed Budget		Proposed Budget	
<u>Operating Expenditures</u>						
Personnel Services	\$ 59	\$ 200	\$ -	-100.0%	\$ -	-
Contractual Services	106,916	82,625	72,100	-12.7%	72,100	0.0%
Material & Supplies	2,967	3,000	300	-90.0%	300	0.0%
Debt Service	-	-	-	-	-	-
Fixed Charges	1,200	1,200	-	-100.0%	-	-
Transfers Out	-	-	-	-	-	-
Total Operating Expenditures	\$ 111,142	\$ 87,025	\$ 72,400	-16.8%	\$ 72,400	0.0%
<u>Capital Expenditures</u>						
Fixed Assets	\$ -	\$ -	\$ -	-	\$ -	-
Total Capital Expenditures	\$ -	\$ -	\$ -	-	\$ -	-
Total Program Budget	\$ 111,142	\$ 87,025	\$ 72,400	-16.8%	\$ 72,400	0.0%

**City of Moreno Valley
FY 2015/16 - FY 2016/17 Proposed Budget
Program Detail**

PROGRAM NAME: Towngate Community Center FUND: 7310
 PROGRAM NUMBER: 18420
 PROGRAM OBJECTIVE: To provide the maintenance program for the City owned Towngate Community Center facility.

BUDGET SUMMARY:

	<u>2013/14</u>	<u>2014/15</u>	<u>2015/16</u>	% Increase/ (Decrease) over/(under) 2014/15 Amended	<u>2016/17</u>	% Increase/ (Decrease) over/(under) 2015/16 Proposed
	<u>Actual</u>	<u>Amended</u>	<u>Proposed Budget</u>		<u>Proposed Budget</u>	
<u>Operating Expenditures</u>						
Personnel Services	\$ 174	\$ 200	\$ -	-100.0%	\$ -	-
Contractual Services	29,798	35,550	26,100	-26.6%	26,100	0.0%
Material & Supplies	2,311	2,100	-	-100.0%	-	-
Debt Service	-	-	-	-	-	-
Fixed Charges	-	-	-	-	-	-
Transfers Out	-	-	-	-	-	-
Total Operating Expenditures	\$ 32,282	\$ 37,850	\$ 26,100	-31.0%	\$ 26,100	0.0%
<u>Capital Expenditures</u>						
Fixed Assets	\$ -	\$ -	\$ -	-	\$ -	-
Total Capital Expenditures	\$ -	\$ -	\$ -	-	\$ -	-
Total Program Budget	\$ 32,282	\$ 37,850	\$ 26,100	-31.0%	\$ 26,100	0.0%

Attachment: Exhibit A - Proposed Budget Book [Revision 2] (1488 : PUBLIC HEARING ESTABLISHING APPROPRIATIONS (?GANN?) LIMIT FOR

City of Moreno Valley
FY 2015/16 - FY 2016/17 Proposed Budget
Program Detail

PROGRAM NAME: March Field Community Center FUND: 7310
PROGRAM NUMBER: 18421
PROGRAM OBJECTIVE: To provide the maintenance program for the March Field Community Center facility.

BUDGET SUMMARY:

	2013/14	2014/15	2015/16	% Increase/ (Decrease) over/(under) 2014/15 Amended	2016/17	% Increase/ (Decrease) over/(under) 2015/16 Proposed
	Actual	Amended	Proposed Budget		Proposed Budget	
<u>Operating Expenditures</u>						
Personnel Services	\$ 133	\$ 200	\$ -	-100.0%	\$ -	-
Contractual Services	62,689	38,910	29,200	-25.0%	29,200	0.0%
Material & Supplies	1,832	700	-	-100.0%	-	-
Debt Service	-	-	-	-	-	-
Fixed Charges	-	-	-	-	-	-
Transfers Out	-	-	-	-	-	-
Total Operating Expenditures	<u>\$ 64,654</u>	<u>\$ 39,810</u>	<u>\$ 29,200</u>	-26.7%	<u>\$ 29,200</u>	0.0%
<u>Capital Expenditures</u>						
Fixed Assets	\$ -	\$ -	\$ -	-	\$ -	-
Total Capital Expenditures	<u>\$ -</u>	<u>\$ -</u>	<u>\$ -</u>	-	<u>\$ -</u>	-
Total Program Budget	<u><u>\$ 64,654</u></u>	<u><u>\$ 39,810</u></u>	<u><u>\$ 29,200</u></u>	-26.7%	<u><u>\$ 29,200</u></u>	0.0%

City of Moreno Valley
FY 2015/16 - FY 2016/17 Proposed Budget
Program Detail

PROGRAM NAME: Recreation & Conference Center FUND: 7310

PROGRAM NUMBER: 18423

PROGRAM OBJECTIVE: To provide the maintenance program for the City owned Conference and Recreation Center facility.

BUDGET SUMMARY:

	<u>2013/14</u>	<u>2014/15</u>	<u>2015/16</u>	% Increase/ (Decrease) over/(under) 2014/15 Amended	<u>2016/17</u>	% Increase/ (Decrease) over/(under) 2015/16 Proposed
	Actual	Amended	Proposed Budget		Proposed Budget	
<u>Operating Expenditures</u>						
Personnel Services	\$ 258	\$ 500	\$ -	-100.0%	\$ -	-
Contractual Services	226,185	251,970	246,800	-2.1%	246,800	0.0%
Material & Supplies	3,874	12,100	500	-95.9%	500	0.0%
Debt Service	-	-	-	-	-	-
Fixed Charges	-	-	-	-	-	-
Transfers Out	-	-	-	-	-	-
Total Operating Expenditures	<u>\$ 230,317</u>	<u>\$ 264,570</u>	<u>\$ 247,300</u>	-6.5%	<u>\$ 247,300</u>	0.0%
<u>Capital Expenditures</u>						
Fixed Assets	\$ -	\$ -	\$ -	-	\$ -	-
Total Capital Expenditures	<u>\$ -</u>	<u>\$ -</u>	<u>\$ -</u>	-	<u>\$ -</u>	-
Total Program Budget	<u><u>\$ 230,317</u></u>	<u><u>\$ 264,570</u></u>	<u><u>\$ 247,300</u></u>	-6.5%	<u><u>\$ 247,300</u></u>	0.0%

City of Moreno Valley
FY 2015/16 - FY 2016/17 Proposed Budget
Program Detail

PROGRAM NAME: Annex 1 FUND: 7310

PROGRAM NUMBER: 18428

PROGRAM OBJECTIVE: To provide the maintenance program for the City owned Annex 1 facility.

BUDGET SUMMARY:

	<u>2013/14</u>	<u>2014/15</u>	<u>2015/16</u>	% Increase/ (Decrease) over/(under) 2014/15 Amended	<u>2016/17</u>	% Increase/ (Decrease) over/(under) 2015/16 Proposed
	Actual	Amended	Proposed Budget		Proposed Budget	
<u>Operating Expenditures</u>						
Personnel Services	\$ -	\$ 200	\$ -	-100.0%	\$ -	-
Contractual Services	43,083	58,200	37,300	-35.9%	37,300	0.0%
Material & Supplies	1,661	4,900	5,700	16.3%	5,700	0.0%
Debt Service	-	-	-	-	-	-
Fixed Charges	69,500	59,588	58,456	-1.9%	58,456	0.0%
Transfers Out	-	-	-	-	-	-
Total Operating Expenditures	<u>\$ 114,244</u>	<u>\$ 122,888</u>	<u>\$ 101,456</u>	-17.4%	<u>\$ 101,456</u>	0.0%
<u>Capital Expenditures</u>						
Fixed Assets	\$ -	\$ -	\$ -	-	\$ -	-
Total Capital Expenditures	<u>\$ -</u>	<u>\$ -</u>	<u>\$ -</u>	-	<u>\$ -</u>	-
Total Program Budget	<u><u>\$ 114,244</u></u>	<u><u>\$ 122,888</u></u>	<u><u>\$ 101,456</u></u>	-17.4%	<u><u>\$ 101,456</u></u>	0.0%

**City of Moreno Valley
FY 2015/16 - FY 2016/17 Proposed Budget
Program Detail**

PROGRAM NAME: Fire Station #2 (Hemlock) FUND: 7310
 PROGRAM NUMBER: 18429
 PROGRAM OBJECTIVE: To provide the maintenance program for Fire Station #2.

BUDGET SUMMARY:

	<u>2013/14</u>	<u>2014/15</u>	<u>2015/16</u>		<u>2016/17</u>	
	Actual	Amended	Proposed Budget	% Increase/ (Decrease) over/(under) 2014/15 Amended	Proposed Budget	% Increase/ (Decrease) over/(under) 2015/16 Proposed
<u>Operating Expenditures</u>						
Personnel Services	\$ 93	\$ 200	\$ -	-100.0%	\$ -	-
Contractual Services	38,641	35,890	31,100	-13.3%	31,100	0.0%
Material & Supplies	2,479	3,300	300	-90.9%	300	0.0%
Debt Service	-	-	-	-	-	-
Fixed Charges	-	-	-	-	-	-
Transfers Out	-	-	-	-	-	-
Total Operating Expenditures	\$ 41,213	\$ 39,390	\$ 31,400	-20.3%	\$ 31,400	0.0%
<u>Capital Expenditures</u>						
Fixed Assets	\$ -	\$ -	\$ -	-	\$ -	-
Total Capital Expenditures	\$ -	\$ -	\$ -	-	\$ -	-
Total Program Budget	\$ 41,213	\$ 39,390	\$ 31,400	-20.3%	\$ 31,400	0.0%

Attachment: Exhibit A - Proposed Budget Book [Revision 2] (1488 : PUBLIC HEARING ESTABLISHING APPROPRIATIONS (?GANN?) LIMIT FOR

City of Moreno Valley
FY 2015/16 - FY 2016/17 Proposed Budget
Program Detail

PROGRAM NAME: Fire Station #6 (TownGate) FUND: 7310
PROGRAM NUMBER: 18430
PROGRAM OBJECTIVE: To provide the maintenance program for Fire Station #6.

BUDGET SUMMARY:

	2013/14	2014/15	2015/16	% Increase/ (Decrease) over/(under) 2014/15 Amended	2016/17	% Increase/ (Decrease) over/(under) 2015/16 Proposed
	Actual	Amended	Proposed Budget		Proposed Budget	
<u>Operating Expenditures</u>						
Personnel Services	\$ -	\$ 200	\$ -	-100.0%	\$ -	-
Contractual Services	37,792	38,550	30,100	-21.9%	30,100	0.0%
Material & Supplies	684	3,300	300	-90.9%	300	0.0%
Debt Service	-	-	-	-	-	-
Fixed Charges	-	-	-	-	-	-
Transfers Out	-	-	-	-	-	-
Total Operating Expenditures	<u>\$ 38,476</u>	<u>\$ 42,050</u>	<u>\$ 30,400</u>	-27.7%	<u>\$ 30,400</u>	0.0%
<u>Capital Expenditures</u>						
Fixed Assets	\$ -	\$ -	\$ -	-	\$ -	-
Total Capital Expenditures	<u>\$ -</u>	<u>\$ -</u>	<u>\$ -</u>	-	<u>\$ -</u>	-
Total Program Budget	<u><u>\$ 38,476</u></u>	<u><u>\$ 42,050</u></u>	<u><u>\$ 30,400</u></u>	-27.7%	<u><u>\$ 30,400</u></u>	0.0%

**City of Moreno Valley
FY 2015/16 - FY 2016/17 Proposed Budget
Program Detail**

PROGRAM NAME: Fire Station #48 (Sunnymead Ranch) FUND: 7310
PROGRAM NUMBER: 18431
PROGRAM OBJECTIVE: To provide the maintenance program for Fire Station #48.

BUDGET SUMMARY:

	2013/14	2014/15	2015/16	% Increase/ (Decrease) over/(under) 2014/15 Amended	2016/17	% Increase/ (Decrease) over/(under) 2015/16 Proposed
	Actual	Amended	Proposed Budget		Proposed Budget	
<u>Operating Expenditures</u>						
Personnel Services	\$ -	\$ 200	\$ -	-100.0%	\$ -	-
Contractual Services	24,939	29,440	18,300	-37.8%	18,300	0.0%
Material & Supplies	1,180	3,300	300	-90.9%	300	0.0%
Debt Service	-	-	-	-	-	-
Fixed Charges	-	-	-	-	-	-
Transfers Out	-	-	-	-	-	-
Total Operating Expenditures	\$ 26,119	\$ 32,940	\$ 18,600	-43.5%	\$ 18,600	0.0%
<u>Capital Expenditures</u>						
Fixed Assets	\$ -	\$ -	\$ -	-	\$ -	-
Total Capital Expenditures	\$ -	\$ -	\$ -	-	\$ -	-
Total Program Budget	\$ 26,119	\$ 32,940	\$ 18,600	-43.5%	\$ 18,600	0.0%

City of Moreno Valley
FY 2015/16 - FY 2016/17 Proposed Budget
Program Detail

PROGRAM NAME: Fire Station #58 (Eucalyptus) FUND: 7310
PROGRAM NUMBER: 18432
PROGRAM OBJECTIVE: To provide the maintenance program for Fire Station #58.

BUDGET SUMMARY:

	2013/14	2014/15	2015/16	%	2016/17	%
	Actual	Amended	Proposed Budget	Increase/ (Decrease) over/(under) 2014/15 Amended	Proposed Budget	Increase/ (Decrease) over/(under) 2015/16 Proposed
<u>Operating Expenditures</u>						
Personnel Services	\$ -	\$ 200	\$ -	-100.0%	\$ -	-
Contractual Services	34,427	43,690	26,300	-39.8%	26,300	0.0%
Material & Supplies	707	2,300	300	-87.0%	300	0.0%
Debt Service	-	-	-	-	-	-
Fixed Charges	-	-	-	-	-	-
Transfers Out	-	-	-	-	-	-
Total Operating Expenditures	\$ 35,133	\$ 46,190	\$ 26,600	-42.4%	\$ 26,600	0.0%
<u>Capital Expenditures</u>						
Fixed Assets	\$ -	\$ -	\$ -	-	\$ -	-
Total Capital Expenditures	\$ -	\$ -	\$ -	-	\$ -	-
Total Program Budget	\$ 35,133	\$ 46,190	\$ 26,600	-42.4%	\$ 26,600	0.0%

**City of Moreno Valley
FY 2015/16 - FY 2016/17 Proposed Budget
Program Detail**

PROGRAM NAME: Fire Station #65 (JFK) FUND: 7310
PROGRAM NUMBER: 18433
PROGRAM OBJECTIVE: To provide the maintenance program for Fire Station #65.

BUDGET SUMMARY:

	2013/14	2014/15	2015/16	% Increase/ (Decrease) over/(under) 2014/15 Amended	2016/17	% Increase/ (Decrease) over/(under) 2015/16 Proposed
	Actual	Amended	Proposed Budget		Proposed Budget	
<u>Operating Expenditures</u>						
Personnel Services	\$ 30	\$ 200	\$ -	-100.0%	\$ -	-
Contractual Services	26,017	28,140	17,100	-39.2%	17,100	0.0%
Material & Supplies	639	3,300	300	-90.9%	300	0.0%
Debt Service	-	-	-	-	-	-
Fixed Charges	-	-	-	-	-	-
Transfers Out	-	-	-	-	-	-
Total Operating Expenditures	<u>\$ 26,686</u>	<u>\$ 31,640</u>	<u>\$ 17,400</u>	-45.0%	<u>\$ 17,400</u>	0.0%
<u>Capital Expenditures</u>						
Fixed Assets	\$ -	\$ -	\$ -	-	\$ -	-
Total Capital Expenditures	<u>\$ -</u>	<u>\$ -</u>	<u>\$ -</u>	-	<u>\$ -</u>	-
Total Program Budget	<u><u>\$ 26,686</u></u>	<u><u>\$ 31,640</u></u>	<u><u>\$ 17,400</u></u>	-45.0%	<u><u>\$ 17,400</u></u>	0.0%

City of Moreno Valley
FY 2015/16 - FY 2016/17 Proposed Budget
Program Detail

PROGRAM NAME: Fire Station #91 (College Park) FUND: 7310
PROGRAM NUMBER: 18434
PROGRAM OBJECTIVE: To provide the maintenance program for Fire Station #91.

BUDGET SUMMARY:

	<u>2013/14</u>	<u>2014/15</u>	<u>2015/16</u>	% Increase/ (Decrease) over/(under) 2014/15 Amended	<u>2016/17</u>	% Increase/ (Decrease) over/(under) 2015/16 Proposed
	Actual	Amended	Proposed Budget		Proposed Budget	
<u>Operating Expenditures</u>						
Personnel Services	\$ -	\$ 200	\$ -	-100.0%	\$ -	-
Contractual Services	42,762	40,240	32,900	-18.2%	32,900	0.0%
Material & Supplies	1,558	2,300	300	-87.0%	300	0.0%
Debt Service	-	-	-	-	-	-
Fixed Charges	-	-	-	-	-	-
Transfers Out	-	-	-	-	-	-
Total Operating Expenditures	<u>\$ 44,321</u>	<u>\$ 42,740</u>	<u>\$ 33,200</u>	-22.3%	<u>\$ 33,200</u>	0.0%
<u>Capital Expenditures</u>						
Fixed Assets	\$ -	\$ -	\$ -	-	\$ -	-
Total Capital Expenditures	<u>\$ -</u>	<u>\$ -</u>	<u>\$ -</u>	-	<u>\$ -</u>	-
Total Program Budget	<u><u>\$ 44,321</u></u>	<u><u>\$ 42,740</u></u>	<u><u>\$ 33,200</u></u>	-22.3%	<u><u>\$ 33,200</u></u>	0.0%

**City of Moreno Valley
FY 2015/16 - FY 2016/17 Proposed Budget
Program Detail**

PROGRAM NAME: Utilities Field Office FUND: 7310
 PROGRAM NUMBER: 18435
 PROGRAM OBJECTIVE: To provide the maintenance program for the Utilities Field Office.

BUDGET SUMMARY:

	<u>2013/14</u>	<u>2014/15</u>	<u>2015/16</u>	% Increase/ (Decrease) over/(under) 2014/15 Amended	<u>2016/17</u>	% Increase/ (Decrease) over/(under) 2015/16 Proposed
	Actual	Amended	Proposed Budget		Proposed Budget	
<u>Operating Expenditures</u>						
Personnel Services	\$ -	\$ 200	\$ -	-100.0%	\$ -	-
Contractual Services	711	6,540	900	-86.2%	900	0.0%
Material & Supplies	144	1,000	-	-100.0%	-	-
Debt Service	-	-	-	-	-	-
Fixed Charges	-	-	-	-	-	-
Transfers Out	-	-	-	-	-	-
Total Operating Expenditures	<u>\$ 855</u>	<u>\$ 7,740</u>	<u>\$ 900</u>	-88.4%	<u>\$ 900</u>	0.0%
<u>Capital Expenditures</u>						
Fixed Assets	\$ -	\$ -	\$ -	-	\$ -	-
Total Capital Expenditures	<u>\$ -</u>	<u>\$ -</u>	<u>\$ -</u>	-	<u>\$ -</u>	-
Total Program Budget	<u><u>\$ 855</u></u>	<u><u>\$ 7,740</u></u>	<u><u>\$ 900</u></u>	-88.4%	<u><u>\$ 900</u></u>	0.0%

City of Moreno Valley
FY 2015/16 - FY 2016/17 Proposed Budget
Program Detail

PROGRAM NAME: Veterans Memorial FUND: 7310
PROGRAM NUMBER: 18436
PROGRAM OBJECTIVE: To provide the maintenance program for the Veterans Memorial.

BUDGET SUMMARY:

	<u>2013/14</u>	<u>2014/15</u>	<u>2015/16</u>	% Increase/ (Decrease) over/(under) 2014/15 Amended	<u>2016/17</u>	% Increase/ (Decrease) over/(under) 2015/16 Proposed
	Actual	Amended	Proposed Budget		Proposed Budget	
<u>Operating Expenditures</u>						
Personnel Services	\$ -	\$ -	\$ -	-	\$ -	-
Contractual Services	5,672	5,000	3,000	-40.0%	3,000	0.0%
Material & Supplies	2,863	3,000	-	-100.0%	-	-
Debt Service	-	-	-	-	-	-
Fixed Charges	-	-	-	-	-	-
Transfers Out	-	-	-	-	-	-
Total Operating Expenditures	<u>\$ 8,535</u>	<u>\$ 8,000</u>	<u>\$ 3,000</u>	-62.5%	<u>\$ 3,000</u>	0.0%
<u>Capital Expenditures</u>						
Fixed Assets	\$ -	\$ -	\$ -	-	\$ -	-
Total Capital Expenditures	<u>\$ -</u>	<u>\$ -</u>	<u>\$ -</u>	-	<u>\$ -</u>	-
Total Program Budget	<u><u>\$ 8,535</u></u>	<u><u>\$ 8,000</u></u>	<u><u>\$ 3,000</u></u>	-62.5%	<u><u>\$ 3,000</u></u>	0.0%

City of Moreno Valley
FY 2015/16 - FY 2016/17 Proposed Budget
Program Detail

PROGRAM NAME: Emergency Operations Center FUND: 7310
PROGRAM NUMBER: 18437
PROGRAM OBJECTIVE: To provide the maintenance program for the City owned Emergency Operations Center.

BUDGET SUMMARY:

	2013/14	2014/15	2015/16	% Increase/ (Decrease) over/(under) 2014/15 Amended	2016/17	% Increase/ (Decrease) over/(under) 2015/16 Proposed
	Actual	Amended	Proposed Budget		Proposed Budget	
<u>Operating Expenditures</u>						
Personnel Services	\$ 230	\$ 200	\$ -	-100.0%	\$ -	-
Contractual Services	52,615	54,550	50,500	-7.4%	50,500	0.0%
Material & Supplies	906	6,300	800	-87.3%	800	0.0%
Debt Service	-	-	-	-	-	-
Fixed Charges	-	-	-	-	-	-
Transfers Out	-	-	-	-	-	-
Total Operating Expenditures	<u>\$ 53,750</u>	<u>\$ 61,050</u>	<u>\$ 51,300</u>	-16.0%	<u>\$ 51,300</u>	0.0%
<u>Capital Expenditures</u>						
Fixed Assets	\$ -	\$ -	\$ -	-	\$ -	-
Total Capital Expenditures	<u>\$ -</u>	<u>\$ -</u>	<u>\$ -</u>	-	<u>\$ -</u>	-
Total Program Budget	<u><u>\$ 53,750</u></u>	<u><u>\$ 61,050</u></u>	<u><u>\$ 51,300</u></u>	-16.0%	<u><u>\$ 51,300</u></u>	0.0%

**City of Moreno Valley
FY 2015/16 - FY 2016/17 Proposed Budget
Program Detail**

PROGRAM NAME: In-house Copier FUND: 7310
 PROGRAM NUMBER: 18438
 PROGRAM OBJECTIVE: To administer the City's in-house copier services.

BUDGET SUMMARY:

	<u>2013/14</u>	<u>2014/15</u>	<u>2015/16</u>		<u>2016/17</u>	
	Actual	Amended	Proposed Budget	% Increase/ (Decrease) over/(under) 2014/15 Amended	Proposed Budget	% Increase/ (Decrease) over/(under) 2015/16 Proposed
<u>Operating Expenditures</u>						
Personnel Services	\$ -	\$ -	\$ -	-	\$ -	-
Contractual Services	99,165	125,000	-	-100.0%	-	-
Material & Supplies	14,563	25,000	25,000	0.0%	25,000	0.0%
Debt Service	-	-	-	-	-	-
Fixed Charges	-	-	-	-	-	-
Transfers Out	-	-	-	-	-	-
Total Operating Expenditures	\$ 113,728	\$ 150,000	\$ 25,000	-83.3%	\$ 25,000	0.0%
<u>Capital Expenditures</u>						
Fixed Assets	\$ -	\$ -	\$ -	-	\$ -	-
Total Capital Expenditures	\$ -	\$ -	\$ -	-	\$ -	-
Total Program Budget	\$ 113,728	\$ 150,000	\$ 25,000	-83.3%	\$ 25,000	0.0%

Attachment: Exhibit A - Proposed Budget Book [Revision 2] (1488 : PUBLIC HEARING ESTABLISHING APPROPRIATIONS (?GANN?) LIMIT FOR

City of Moreno Valley
FY 2015/16 - FY 2016/17 Proposed Budget
Program Detail

PROGRAM NAME: Faire Station #99 (Morrison Park) FUND: 7310
PROGRAM NUMBER: 18439
PROGRAM OBJECTIVE: To provide the maintenance program for Fire Station #99.

BUDGET SUMMARY:

	2013/14	2014/15	2015/16	% Increase/ (Decrease) over/(under) 2014/15 Amended	2016/17	% Increase/ (Decrease) over/(under) 2015/16 Proposed
	Actual	Amended	Proposed Budget		Proposed Budget	
<u>Operating Expenditures</u>						
Personnel Services	\$ -	\$ 200	\$ -	-100.0%	\$ -	-
Contractual Services	19,492	27,290	19,400	-28.9%	19,400	0.0%
Material & Supplies	312	3,300	300	-90.9%	300	0.0%
Debt Service	-	-	-	-	-	-
Fixed Charges	-	-	-	-	-	-
Transfers Out	-	-	-	-	-	-
Total Operating Expenditures	<u>\$ 19,804</u>	<u>\$ 30,790</u>	<u>\$ 19,700</u>	-36.0%	<u>\$ 19,700</u>	0.0%
<u>Capital Expenditures</u>						
Fixed Assets	\$ -	\$ -	\$ -	-	\$ -	-
Total Capital Expenditures	<u>\$ -</u>	<u>\$ -</u>	<u>\$ -</u>	-	<u>\$ -</u>	-
Total Program Budget	<u><u>\$ 19,804</u></u>	<u><u>\$ 30,790</u></u>	<u><u>\$ 19,700</u></u>	-36.0%	<u><u>\$ 19,700</u></u>	0.0%

**City of Moreno Valley
FY 2015/16 - FY 2016/17 Proposed Budget
Program Detail**

PROGRAM NAME: Security Guards FUND: 7310

PROGRAM NUMBER: 18440

PROGRAM OBJECTIVE: To provide a visible deterrent in areas where a high volume of foot traffic and resident interaction takes place, primarily to observe and assist staff as the need arises; patrol the perimeter of buildings; patrol the parking lots; and assist residents as requested.

BUDGET SUMMARY:

	2013/14	2014/15	2015/16	% Increase/ (Decrease) over/(under) 2014/15 Amended	2016/17	% Increase/ (Decrease) over/(under) 2015/16 Proposed
	Actual	Amended	Proposed Budget		Proposed Budget	
<u>Operating Expenditures</u>						
Personnel Services	\$ 93,228	\$ 173,860	\$ -	-100.0%	\$ -	-
Contractual Services	27,340	36,350	-	-100.0%	-	-
Material & Supplies	293	450	-	-100.0%	-	-
Debt Service	-	-	-	-	-	-
Fixed Charges	33,600	32,895	4,170	-87.3%	4,231	1.5%
Transfers Out	-	-	-	-	-	-
Total Operating Expenditures	<u>\$ 154,461</u>	<u>\$ 243,555</u>	<u>\$ 4,170</u>	-98.3%	<u>\$ 4,231</u>	1.5%
<u>Capital Expenditures</u>						
Fixed Assets	\$ -	\$ -	\$ -	-	\$ -	-
Total Capital Expenditures	<u>\$ -</u>	<u>\$ -</u>	<u>\$ -</u>	-	<u>\$ -</u>	-
Total Program Budget	<u><u>\$ 154,461</u></u>	<u><u>\$ 243,555</u></u>	<u><u>\$ 4,170</u></u>	-98.3%	<u><u>\$ 4,231</u></u>	1.5%

City of Moreno Valley
FY 2015/16 - FY 2016/17 Proposed Budget
Program Detail

PROGRAM NAME: Non-Dept Facilities FUND: 7310

PROGRAM NUMBER: 97310

PROGRAM OBJECTIVE: To provide appropriate funds for activities that are not directly assignable to any one department or program.

BUDGET SUMMARY:

	2013/14	2014/15	2015/16	% Increase/ (Decrease) over/(under) 2014/15 Amended	2016/17	% Increase/ (Decrease) over/(under) 2015/16 Proposed
	Actual	Amended	Proposed Budget		Proposed Budget	
<u>Operating Expenditures</u>						
Personnel Services	\$ 11,278	\$ -	\$ -	-	\$ 70,000	-
Contractual Services	-	-	-	-	-	-
Material & Supplies	10,409	-	-	-	-	-
Debt Service	-	-	-	-	-	-
Fixed Charges	147,855	-	-	-	-	-
Transfers Out	915,972	816,563	788,000	-3.5%	788,000	0.0%
Total Operating Expenditures	<u>\$ 1,085,514</u>	<u>\$ 816,563</u>	<u>\$ 788,000</u>	-3.5%	<u>\$ 858,000</u>	8.9%
<u>Capital Expenditures</u>						
Fixed Assets	\$ -	\$ -	\$ -	-	\$ -	-
Total Capital Expenditures	<u>\$ -</u>	<u>\$ -</u>	<u>\$ -</u>	-	<u>\$ -</u>	-
Total Program Budget	<u><u>\$ 1,085,514</u></u>	<u><u>\$ 816,563</u></u>	<u><u>\$ 788,000</u></u>	-3.5%	<u><u>\$ 858,000</u></u>	8.9%

**City of Moreno Valley
FY 2015/16 - FY 2016/17 Proposed Budget
Program Detail**

PROGRAM NAME: Non-Dept Facilities Assets FUND: 7320
 PROGRAM NUMBER: 97320
 PROGRAM OBJECTIVE: To provide appropriate funds for activities that are not directly assignable to any one department or program.

BUDGET SUMMARY:

	<u>2013/14</u>	<u>2014/15</u>	<u>2015/16</u>		<u>2016/17</u>	
	Actual	Amended	Proposed Budget	% Increase/ (Decrease) over/(under) 2014/15 Amended	Proposed Budget	% Increase/ (Decrease) over/(under) 2015/16 Proposed
<u>Operating Expenditures</u>						
Personnel Services	\$ -	\$ -	\$ -	-	\$ -	-
Contractual Services	-	-	-	-	-	-
Material & Supplies	(596,522)	-	-	-	-	-
Debt Service	-	-	-	-	-	-
Fixed Charges	150,680	353,005	360,000	2.0%	360,000	0.0%
Transfers Out	-	-	-	-	-	-
Total Operating Expenditures	\$ (445,842)	\$ 353,005	\$ 360,000	2.0%	\$ 360,000	0.0%
<u>Capital Expenditures</u>						
Fixed Assets	\$ -	\$ -	\$ -	-	\$ -	-
Total Capital Expenditures	\$ -	\$ -	\$ -	-	\$ -	-
Total Program Budget	\$ (445,842)	\$ 353,005	\$ 360,000	2.0%	\$ 360,000	0.0%

Attachment: Exhibit A - Proposed Budget Book [Revision 2] (1488 : PUBLIC HEARING ESTABLISHING APPROPRIATIONS (?GANN?) LIMIT FOR

City of Moreno Valley
FY 2015/16 - FY 2016/17 Proposed Budget
Program Detail

PROGRAM NAME: Equipment Maintenance FUND: 7410

PROGRAM NUMBER: 45360

PROGRAM OBJECTIVE: To maintain the City's inventory of vehicles and equipment in such a fashion so as to ensure full operational life, minimal breakdowns, and operator safety.

BUDGET SUMMARY:

	2013/14	2014/15	2015/16	% Increase/ (Decrease) over/(under) 2014/15 Amended	2016/17	% Increase/ (Decrease) over/(under) 2015/16 Proposed
	Actual	Amended	Proposed Budget		Proposed Budget	
<u>Operating Expenditures</u>						
Personnel Services	\$ 213,608	\$ 283,758	\$ -	-100.0%	\$ -	-
Contractual Services	22,929	281,500	-	-100.0%	-	-
Material & Supplies	458,407	1,181,766	-	-100.0%	-	-
Debt Service	-	-	-	-	-	-
Fixed Charges	59,600	63,760	-	-100.0%	-	-
Transfers Out	-	-	-	-	-	-
Total Operating Expenditures	<u>\$ 754,544</u>	<u>\$ 1,810,784</u>	<u>\$ -</u>	-100.0%	<u>\$ -</u>	-
<u>Capital Expenditures</u>						
Fixed Assets	\$ -	\$ -	\$ -	-	\$ -	-
Total Capital Expenditures	<u>\$ -</u>	<u>\$ -</u>	<u>\$ -</u>	-	<u>\$ -</u>	-
Total Program Budget	<u><u>\$ 754,544</u></u>	<u><u>\$ 1,810,784</u></u>	<u><u>\$ -</u></u>	-100.0%	<u><u>\$ -</u></u>	-

City of Moreno Valley
FY 2015/16 - FY 2016/17 Proposed Budget
Program Detail

PROGRAM NAME: 45370 Fleet Operations FUND: 7410

PROGRAM NUMBER: 45370

PROGRAM OBJECTIVE: To maintain the City's inventory of vehicles and equipment in such a fashion so as to ensure full operational life, minimal breakdowns, and operator safety.

BUDGET SUMMARY:

	2013/14	2014/15	2015/16	%	2016/17	%
	Actual	Amended	Proposed Budget	Increase/ (Decrease) over/(under) 2014/15 Amended	Proposed Budget	Increase/ (Decrease) over/(under) 2015/16 Proposed
<u>Operating Expenditures</u>						
Personnel Services	\$ -	\$ -	\$ 267,925	-	\$ 270,310	0.9%
Contractual Services	-	-	98,700	-	98,700	0.0%
Material & Supplies	-	-	876,600	-	876,600	0.0%
Debt Service	-	-	-	-	-	-
Fixed Charges	-	-	72,450	-	72,773	0.4%
Transfers Out	-	-	-	-	-	-
Total Operating Expenditures	<u>\$ -</u>	<u>\$ -</u>	<u>\$ 1,315,675</u>	-	<u>\$ 1,318,383</u>	0.2%
<u>Capital Expenditures</u>						
Fixed Assets	\$ -	\$ -	\$ -	-	\$ -	-
Total Capital Expenditures	<u>\$ -</u>	<u>\$ -</u>	<u>\$ -</u>	-	<u>\$ -</u>	-
Total Program Budget	<u><u>\$ -</u></u>	<u><u>\$ -</u></u>	<u><u>\$ 1,315,675</u></u>	-	<u><u>\$ 1,318,383</u></u>	0.2%

**City of Moreno Valley
FY 2015/16 - FY 2016/17 Proposed Budget
Program Detail**

PROGRAM NAME: Non-Dept Equipment Maintenance FUND: 7410
 PROGRAM NUMBER: 97410
 PROGRAM OBJECTIVE: To provide appropriate funds for activities that are not directly assignable to any one department or program.

BUDGET SUMMARY:

	<u>2013/14</u>	<u>2014/15</u>	<u>2015/16</u>		<u>2016/17</u>	
	Actual	Amended	Proposed Budget	% Increase/ (Decrease) over/(under) 2014/15 Amended	Proposed Budget	% Increase/ (Decrease) over/(under) 2015/16 Proposed
<u>Operating Expenditures</u>						
Personnel Services	\$ -	\$ -	\$ -	-	\$ -	-
Contractual Services	-	-	-	-	-	-
Material & Supplies	-	-	-	-	-	-
Debt Service	-	-	-	-	-	-
Fixed Charges	2,948	6,500	3,000	-53.8%	3,000	0.0%
Transfers Out	-	-	-	-	-	-
Total Operating Expenditures	\$ 2,948	\$ 6,500	\$ 3,000	-53.8%	\$ 3,000	0.0%
<u>Capital Expenditures</u>						
Fixed Assets	\$ -	\$ -	\$ -	-	\$ -	-
Total Capital Expenditures	\$ -	\$ -	\$ -	-	\$ -	-
Total Program Budget	\$ 2,948	\$ 6,500	\$ 3,000	-53.8%	\$ 3,000	0.0%

Attachment: Exhibit A - Proposed Budget Book [Revision 2] (1488 : PUBLIC HEARING ESTABLISHING APPROPRIATIONS (?GANN?) LIMIT FOR

**City of Moreno Valley
FY 2015/16 - FY 2016/17 Proposed Budget
Program Detail**

PROGRAM NAME: Non-Dept Fleet Replace Reserve FUND: 7430
 PROGRAM NUMBER: 97430
 PROGRAM OBJECTIVE: To provide appropriate funds for activities that are not directly assignable to any one department or program.

BUDGET SUMMARY:

	<u>2013/14</u>	<u>2014/15</u>	<u>2015/16</u>		<u>2016/17</u>	
	Actual	Amended	Proposed Budget	% Increase/ (Decrease) over/(under) 2014/15 Amended	Proposed Budget	% Increase/ (Decrease) over/(under) 2015/16 Proposed
<u>Operating Expenditures</u>						
Personnel Services	\$ -	\$ -	\$ -	-	\$ -	-
Contractual Services	-	-	-	-	-	-
Material & Supplies	-	-	-	-	-	-
Debt Service	-	-	-	-	-	-
Fixed Charges	-	-	-	-	-	-
Transfers Out	-	-	2,482,909	-	2,547,650	2.6%
Total Operating Expenditures	\$ -	\$ -	\$ 2,482,909	-	\$ 2,547,650	2.6%
<u>Capital Expenditures</u>						
Fixed Assets	\$ -	\$ -	\$ -	-	\$ -	-
Total Capital Expenditures	\$ -	\$ -	\$ -	-	\$ -	-
Total Program Budget	\$ -	\$ -	\$ 2,482,909	-	\$ 2,547,650	2.6%

Attachment: Exhibit A - Proposed Budget Book [Revision 2] (1488 : PUBLIC HEARING ESTABLISHING APPROPRIATIONS (?GANN?) LIMIT FOR

City of Moreno Valley
FY 2015/16 - FY 2016/17 Proposed Budget
Program Detail

PROGRAM NAME: Non-Dept Vehicles FUND: 7510

PROGRAM NUMBER: 88110

PROGRAM OBJECTIVE: To provide appropriate funds for activities that are not directly assignable to any one department or program.

BUDGET SUMMARY:

	2013/14	2014/15	2015/16	% Increase/ (Decrease) over/(under) 2014/15 Amended	2016/17	% Increase/ (Decrease) over/(under) 2015/16 Proposed
	Actual	Amended	Proposed Budget		Proposed Budget	
<u>Operating Expenditures</u>						
Personnel Services	\$ -	\$ -	\$ -	-	\$ -	-
Contractual Services	-	-	-	-	-	-
Material & Supplies	-	-	-	-	-	-
Debt Service	-	-	-	-	-	-
Fixed Charges	-	-	-	-	-	-
Transfers Out	-	1,310,361	8,200,000	525.8%	-	-100.0%
Total Operating Expenditures	\$ -	\$ 1,310,361	\$ 8,200,000	525.8%	\$ -	-100.0%
<u>Capital Expenditures</u>						
Fixed Assets	\$ -	\$ -	\$ -	-	\$ -	-
Total Capital Expenditures	\$ -	\$ -	\$ -	-	\$ -	-
Total Program Budget	\$ -	\$ 1,310,361	\$ 8,200,000	525.8%	\$ -	-100.0%

**City of Moreno Valley
FY 2015/16 - FY 2016/17 Proposed Budget
Program Detail**

PROGRAM NAME: Non-Dept Other FUND: 7510
PROGRAM NUMBER: 88190
PROGRAM OBJECTIVE: To provide appropriate funds for activities that are not directly assignable to any one department or program.

BUDGET SUMMARY:

	2013/14	2014/15	2015/16	% Increase/ (Decrease) over/(under) 2014/15 Amended	2016/17	% Increase/ (Decrease) over/(under) 2015/16 Proposed
	Actual	Amended	Proposed Budget		Proposed Budget	
<u>Operating Expenditures</u>						
Personnel Services	\$ -	\$ -	\$ -	-	\$ -	-
Contractual Services	-	-	-	-	-	-
Material & Supplies	-	-	-	-	-	-
Debt Service	-	-	-	-	-	-
Fixed Charges	45,030	40,000	-	-100.0%	-	-
Transfers Out	3,147,088	2,497,273	9,933	-99.6%	-	-100.0%
Total Operating Expenditures	\$ 3,192,118	\$ 2,537,273	\$ 9,933	-99.6%	\$ -	-100.0%
<u>Capital Expenditures</u>						
Fixed Assets	\$ -	\$ -	\$ -	-	\$ -	-
Total Capital Expenditures	\$ -	\$ -	\$ -	-	\$ -	-
Total Program Budget	\$ 3,192,118	\$ 2,537,273	\$ 9,933	-99.6%	\$ -	-100.0%

**City of Moreno Valley
FY 2015/16 - FY 2016/17 Proposed Budget
Program Detail**

PROGRAM NAME: Non-Dept Compensated Absences FUND: 7610

PROGRAM NUMBER: 97610

PROGRAM OBJECTIVE: To provide appropriate funds for activities that are not directly assignable to any one department or program.

BUDGET SUMMARY:

	<u>2013/14</u>	<u>2014/15</u>	<u>2015/16</u>		<u>2016/17</u>	
	Actual	Amended	Proposed Budget	% Increase/ (Decrease) over/(under) 2014/15 Amended	Proposed Budget	% Increase/ (Decrease) over/(under) 2015/16 Proposed
<u>Operating Expenditures</u>						
Personnel Services	\$ -	\$ 500,000	\$ -	-100.0%	\$ -	-
Contractual Services	-	-	-	-	-	-
Material & Supplies	-	-	-	-	-	-
Debt Service	-	-	-	-	-	-
Fixed Charges	-	-	-	-	-	-
Transfers Out	-	-	-	-	-	-
Total Operating Expenditures	<u>\$ -</u>	<u>\$ 500,000</u>	<u>\$ -</u>	-100.0%	<u>\$ -</u>	-
<u>Capital Expenditures</u>						
Fixed Assets	\$ -	\$ -	\$ -	-	\$ -	-
Total Capital Expenditures	<u>\$ -</u>	<u>\$ -</u>	<u>\$ -</u>	-	<u>\$ -</u>	-
Total Program Budget	<u><u>\$ -</u></u>	<u><u>\$ 500,000</u></u>	<u><u>\$ -</u></u>	-100.0%	<u><u>\$ -</u></u>	-

City of Moreno Valley
2015/16 Proposed Budget
Revenue Expense Summary
Debt Service Funds

	3705 Towngate Impr Spcl Tax Ref Debts	3706 Towngate Spcl Tax Ref Debt Serv	3711 Trip Cop 13A Debt Fund	3712 2013 Refunding 2005 Lrb
Revenues:				
Taxes:				
Property Tax	\$ -	\$ -	\$ -	\$ -
Property Tax in-lieu	-	-	-	-
Utility Users Tax	-	-	-	-
Sales Tax	-	-	-	-
Other Taxes	114,500	-	-	-
State Gasoline Tax	-	-	-	-
Licenses & Permits	-	-	-	-
Intergovernmental	-	-	-	-
Charges for Services	-	-	-	-
Use of Money & Property	100	300	-	-
Fines & Forfeitures	-	-	-	-
Miscellaneous	-	-	-	-
Total Revenues	114,600	300	-	-
Expenditures:				
Personnel Services	\$ -	\$ -	\$ -	\$ -
Contractual Services	-	-	7,000	3,300
Material & Supplies	-	-	-	-
Debt Service	355,800	1,013,400	992,000	1,493,000
Fixed Charges	-	-	-	-
Fixed Assets	-	-	-	-
Total Expenditures	355,800	1,013,400	999,000	1,496,300
<i>Excess (Deficiency) of Revenues Over (Under) Expenditures</i>	(241,200)	(1,013,100)	(999,000)	(1,496,300)
Transfers:				
Transfers In	\$ 280,000	\$ 1,190,000	\$ 999,000	\$ 1,497,000
Transfers Out	(33,900)	(146,600)	-	-
Net Transfers	246,100	1,043,400	999,000	1,497,000
Total Revenues & Transfers In	394,600	1,190,300	999,000	1,497,000
Total Expenditures & Transfers Out	(389,700)	(1,160,000)	(999,000)	(1,496,300)
Net Change or Adopted Use of Fund Balance	\$ 4,900	\$ 30,300	\$ -	\$ 700

Attachment: Exhibit A - Proposed Budget Book [Revision 2] (1488 : PUBLIC HEARING ESTABLISHING APPROPRIATIONS (?GANN?) LIMIT FOR

**City of Moreno Valley
2015/16 Proposed Budget
Revenue Expense Summary
Debt Service Funds**

	3713 2014 Refunding Of 2005 Lrb	3751 2011 Priv Place Ref 97 Lrbs	3753 2011 Priv Plmt Ref 97 Var Cops	Grand Total
Revenues:				
Taxes:				
Property Tax	\$ -	\$ -	\$ -	\$ -
Property Tax in-lieu	-	-	-	-
Utility Users Tax	-	-	-	-
Sales Tax	-	-	-	-
Other Taxes	-	-	-	114,500
State Gasoline Tax	-	-	-	-
Licenses & Permits	-	-	-	-
Intergovernmental	-	-	-	-
Charges for Services	-	-	-	-
Use of Money & Property	-	-	-	400
Fines & Forfeitures	-	-	-	-
Miscellaneous	-	-	-	-
Total Revenues	-	-	-	114,900
Expenditures:				
Personnel Services	\$ -	\$ -	\$ -	\$ -
Contractual Services	3,300	-	-	13,600
Material & Supplies	-	-	-	-
Debt Service	1,061,000	340,000	788,000	6,043,200
Fixed Charges	-	-	-	-
Fixed Assets	-	-	-	-
Total Expenditures	1,064,300	340,000	788,000	6,056,800
<i>Excess (Deficiency) of Revenues Over (Under) Expenditures</i>	<i>(1,064,300)</i>	<i>(340,000)</i>	<i>(788,000)</i>	<i>(5,941,900)</i>
Transfers:				
Transfers In	\$ 1,066,000	\$ 340,000	\$ 788,000	\$ 6,160,000
Transfers Out	-	-	-	(180,500)
Net Transfers	1,066,000	340,000	788,000	5,979,500
Total Revenues & Transfers In	1,066,000	340,000	788,000	6,274,900
Total Expenditures & Transfers Out	(1,064,300)	(340,000)	(788,000)	(6,237,300)
Net Change or Adopted Use of Fund Balance	\$ 1,700	\$ -	\$ -	\$ 37,600

Attachment: Exhibit A - Proposed Budget Book [Revision 2] (1488 : PUBLIC HEARING ESTABLISHING APPROPRIATIONS (?GANN?) LIMIT FOR

**City of Moreno Valley
2016/17 Proposed Budget
Revenue Expense Summary
Debt Service Funds**

	3705 Towngate Impr Spcl Tax Ref Debts	3706 Towngate Spcl Tax Ref Debt Serv	3711 Trip Cop 13A Debt Fund	3712 2013 Refunding 2005 Lrb
Revenues:				
Taxes:				
Property Tax	\$ -	\$ -	\$ -	\$ -
Property Tax in-lieu	-	-	-	-
Utility Users Tax	-	-	-	-
Sales Tax	-	-	-	-
Other Taxes	114,500	-	-	-
State Gasoline Tax	-	-	-	-
Licenses & Permits	-	-	-	-
Intergovernmental	-	-	-	-
Charges for Services	-	-	-	-
Use of Money & Property	100	300	-	-
Fines & Forfeitures	-	-	-	-
Miscellaneous	-	-	-	-
Total Revenues	114,600	300	-	-
Expenditures:				
Personnel Services	\$ -	\$ -	\$ -	\$ -
Contractual Services	-	-	7,000	3,300
Material & Supplies	-	-	-	-
Debt Service	355,200	1,008,500	1,482,000	1,497,000
Fixed Charges	-	-	-	-
Fixed Assets	-	-	-	-
Total Expenditures	355,200	1,008,500	1,489,000	1,500,300
<i>Excess (Deficiency) of Revenues Over (Under) Expenditures</i>	(240,600)	(1,008,200)	(1,489,000)	(1,500,300)
Transfers:				
Transfers In	\$ 280,000	\$ 1,190,000	\$ 1,489,000	\$ 1,503,000
Transfers Out	(33,900)	(146,600)	-	-
Net Transfers	246,100	1,043,400	1,489,000	1,503,000
Total Revenues & Transfers In	394,600	1,190,300	1,489,000	1,503,000
Total Expenditures & Transfers Out	(389,100)	(1,155,100)	(1,489,000)	(1,500,300)
Net Change or Adopted Use of Fund Balance	\$ 5,500	\$ 35,200	\$ -	\$ 2,700

Attachment: Exhibit A - Proposed Budget Book [Revision 2] (1488 : PUBLIC HEARING ESTABLISHING APPROPRIATIONS (?GANN?) LIMIT FOR

**City of Moreno Valley
2016/17 Proposed Budget
Revenue Expense Summary
Debt Service Funds**

	3713 2014 Refunding Of 2005 Lrb	3751 2011 Priv Place Ref 97 Lrbs	3753 2011 Priv Plmt Ref 97 Var Cops	Grand Total
Revenues:				
Taxes:				
Property Tax	\$ -	\$ -	\$ -	\$ -
Property Tax in-lieu	-	-	-	-
Utility Users Tax	-	-	-	-
Sales Tax	-	-	-	-
Other Taxes	-	-	-	114,500
State Gasoline Tax	-	-	-	-
Licenses & Permits	-	-	-	-
Intergovernmental	-	-	-	-
Charges for Services	-	-	-	-
Use of Money & Property	-	-	-	400
Fines & Forfeitures	-	-	-	-
Miscellaneous	-	-	-	-
Total Revenues	-	-	-	114,900
Expenditures:				
Personnel Services	\$ -	\$ -	\$ -	\$ -
Contractual Services	3,300	-	-	13,600
Material & Supplies	-	-	-	-
Debt Service	1,007,000	339,000	788,000	6,476,700
Fixed Charges	-	-	-	-
Fixed Assets	-	-	-	-
Total Expenditures	1,010,300	339,000	788,000	6,490,300
<i>Excess (Deficiency) of Revenues Over (Under) Expenditures</i>	<i>(1,010,300)</i>	<i>(339,000)</i>	<i>(788,000)</i>	<i>(6,375,400)</i>
Transfers:				
Transfers In	\$ 1,012,000	\$ 339,000	\$ 788,000	\$ 6,601,000
Transfers Out	-	-	-	(180,500)
Net Transfers	1,012,000	339,000	788,000	6,420,500
Total Revenues & Transfers In	1,012,000	339,000	788,000	6,715,900
Total Expenditures & Transfers Out	(1,010,300)	(339,000)	(788,000)	(6,670,800)
Net Change or Adopted Use of Fund Balance	\$ 1,700	\$ -	\$ -	\$ 45,100

Attachment: Exhibit A - Proposed Budget Book [Revision 2] (1488 : PUBLIC HEARING ESTABLISHING APPROPRIATIONS (?GANN?) LIMIT FOR

**City of Moreno Valley
2015/16 - 2016/17 Proposed Budget
DEBT SERVICE FUNDS PROGRAM SUMMARY**

	2012/13	2013/14	2014/15	2015/16	Increase (Decrease) over/(under) 2014/15 Amended	2016/17	Increase (Decrease) over/(under) 2015/16 Proposed		
	Actual	Actual	Amended Budget	Proposed Budget		Proposed Budget			
3701 2005 LEASE REV BONDS- DEBT SVC		93701 Non-Dept 2005 Lease Rev Bonds- Debt Svc	2,638,490.00	13,641,565.06	26,900,858.00	-	(26,900,858.00)	-	-
3705 TOWNGATE IMPR SPCL TAX REF DEBTS		93705 Non-Dept Towngate Impr Spcl Tax Ref Debts	383,902.10	385,980.75	390,200.00	389,700.00	(500.00)	389,100.00	(600.00)
3706 TOWNGATE SPCL TAX REF DEBT SERV		93706 Non-Dept Towngate Spcl Tax Ref Debt Serv	1,154,620.30	1,157,470.25	1,170,900.00	1,160,000.00	(10,900.00)	1,155,100.00	(4,900.00)
3707 AUTOMALL REFIN-CFD#3 DEBT SERV		93707 Non-Dept Automall Refin-CFD#3 Debt Serv	380,099.92	115,328.76	-	-	-	-	-
3711 TRIP COP 13A DEBT FUND		93711 Non-Dept TRIP Debt Service	-	1,543,159.44	991,313.00	999,000.00	7,687.00	1,489,000.00	490,000.00
3712 2013 REFUNDING 2005 LRB		93712 Non-Dept 2013 Refunding 2005 LRB	-	11,494,345.04	1,112,772.00	1,496,300.00	383,528.00	1,500,300.00	4,000.00
3713 2014 REFUNDING OF 2005 LRB		93713 Non-Dept 2014 Refunding 2005 LRB	-	-	24,669,500.00	1,064,300.00	(23,605,200.00)	1,010,300.00	(54,000.00)
3751 2011 PRIV PLACE REF 97 LRBS		93751 Non-Dept 2011 Priv Place Ref. 97 LRBS	337,420.00	340,345.60	338,000.00	340,000.00	2,000.00	339,000.00	(1,000.00)
3753 2011 PRIV PLMT REF 97 VAR COPS		93753 Non-Dept 2011 Priv Plmt Ref 97 Var Cops	787,363.70	786,909.10	787,500.00	788,000.00	500.00	788,000.00	-
	\$ 5,681,896	\$ 29,465,104	\$ 56,361,043	\$ 6,237,300	\$ (50,123,743)	\$ 6,670,800	\$ 433,500		

City of Moreno Valley
FY 2015/16 - FY 2016/17 Proposed Budget
Program Detail

PROGRAM NAME: Non-Dept 2005 Lease Revenue Bonds FUND: 3701

PROGRAM NUMBER: 93701

PROGRAM OBJECTIVE: To provide resources to finance the following capital improvements: Sunnymead Boulevard, Public Safety Building Expansion, Kitching Street, Electric Utility Infrastructure, Ironwood/Heacock, Ironwood/Box Springs, Laselle Street and Fire Station No. 58.

BUDGET SUMMARY:

	<u>2013/14</u>	<u>2014/15</u>	<u>2015/16</u>		<u>2016/17</u>	
	Actual	Amended	Proposed Budget	% Increase/ (Decrease) over/(under) 2014/15 Amended	Proposed Budget	% Increase/ (Decrease) over/(under) 2015/16 Proposed
<u>Operating Expenditures</u>						
Personnel Services	\$ -	\$ -	\$ -	-	\$ -	-
Contractual Services	2,525	4,200	-	-100.0%	-	-
Material & Supplies	-	-	-	-	-	-
Debt Service	13,639,040	26,896,658	-	-100.0%	-	-
Fixed Charges	-	-	-	-	-	-
Transfers Out	-	-	-	-	-	-
Total Operating Expenditures	\$ 13,641,565	\$ 26,900,858	\$ -	-100.0%	\$ -	-
<u>Capital Expenditures</u>						
Fixed Assets	\$ -	\$ -	\$ -	-	\$ -	-
Total Capital Expenditures	\$ -	\$ -	\$ -	-	\$ -	-
Total Program Budget	\$ 13,641,565	\$ 26,900,858	\$ -	-100.0%	\$ -	-

City of Moreno Valley
FY 2015/16 - FY 2016/17 Proposed Budget
Program Detail

PROGRAM NAME: Non-Dept 2007 Towngate Improvement Special Tax Refunding Debt Service FUND: 3705

PROGRAM NUMBER: 93705

PROGRAM OBJECTIVE: To account for the accumulation of resources for and the payment of principal and interest related to CFD No. 87-1 (Towngate) Improvement Area No. 1 Special Tax Refunding Bonds issued December, 2007.

BUDGET SUMMARY:

	<u>2013/14</u>	<u>2014/15</u>	<u>2015/16</u>		<u>2016/17</u>	
	Actual	Amended	Proposed Budget	% Increase/ (Decrease) over/(under) 2014/15 Amended	Proposed Budget	% Increase/ (Decrease) over/(under) 2015/16 Proposed
<u>Operating Expenditures</u>						
Personnel Services	\$ -	\$ -	\$ -	-	\$ -	-
Contractual Services	-	-	-	-	-	-
Material & Supplies	-	-	-	-	-	-
Debt Service	355,009	355,700	355,800	0.0%	355,200	-0.2%
Fixed Charges	-	-	-	-	-	-
Transfers Out	30,972	34,500	33,900	-1.7%	33,900	0.0%
Total Operating Expenditures	<u>\$ 385,981</u>	<u>\$ 390,200</u>	<u>\$ 389,700</u>	-0.1%	<u>\$ 389,100</u>	-0.2%
<u>Capital Expenditures</u>						
Fixed Assets	\$ -	\$ -	\$ -	-	\$ -	-
Total Capital Expenditures	<u>\$ -</u>	<u>\$ -</u>	<u>\$ -</u>	-	<u>\$ -</u>	-
Total Program Budget	<u><u>\$ 385,981</u></u>	<u><u>\$ 390,200</u></u>	<u><u>\$ 389,700</u></u>	-0.1%	<u><u>\$ 389,100</u></u>	-0.2%

City of Moreno Valley
FY 2015/16 - FY 2016/17 Proposed Budget
Program Detail

PROGRAM NAME: Non-Dept 2007 Towngate Special Tax Refunding Debt Service FUND: 3706

PROGRAM NUMBER: 93706

PROGRAM OBJECTIVE: To account for the accumulation of resources for and the payment of principal and interest related to Towngate Community Facilities District 87-1 2007 Special Tax Refunding Bonds issued December, 2007.

BUDGET SUMMARY:

	<u>2013/14</u>	<u>2014/15</u>	<u>2015/16</u>		<u>2016/17</u>	
	Actual	Amended	Proposed Budget	% Increase/ (Decrease) over/(under) 2014/15 Amended	Proposed Budget	% Increase/ (Decrease) over/(under) 2015/16 Proposed
<u>Operating Expenditures</u>						
Personnel Services	\$ -	\$ -	\$ -	-	\$ -	-
Contractual Services	-	-	-	-	-	-
Material & Supplies	-	-	-	-	-	-
Debt Service	1,010,906	1,013,200	1,013,400	0.0%	1,008,500	-0.5%
Fixed Charges	-	-	-	-	-	-
Transfers Out	146,564	157,700	146,600	-7.0%	146,600	0.0%
Total Operating Expenditures	<u>\$ 1,157,470</u>	<u>\$ 1,170,900</u>	<u>\$ 1,160,000</u>	-0.9%	<u>\$ 1,155,100</u>	-0.4%
<u>Capital Expenditures</u>						
Fixed Assets	\$ -	\$ -	\$ -	-	\$ -	-
Total Capital Expenditures	<u>\$ -</u>	<u>\$ -</u>	<u>\$ -</u>	-	<u>\$ -</u>	-
Total Program Budget	<u><u>\$ 1,157,470</u></u>	<u><u>\$ 1,170,900</u></u>	<u><u>\$ 1,160,000</u></u>	-0.9%	<u><u>\$ 1,155,100</u></u>	-0.4%

Attachment: Exhibit A - Proposed Budget Book [Revision 2] (1488 : PUBLIC HEARING ESTABLISHING APPROPRIATIONS (?GANN?) LIMIT FOR

**City of Moreno Valley
FY 2015/16 - FY 2016/17 Proposed Budget
Program Detail**

PROGRAM NAME: Non-Dept Automall Refinancing CFD 3 Debt Service FUND: 3707
 PROGRAM NUMBER: 93707
 PROGRAM OBJECTIVE: To account for the accumulation of resources for and the payment of principal and interest related to the refinancing Auto Mall Special Tax Bonds issued.

BUDGET SUMMARY:

	<u>2013/14</u>	<u>2014/15</u>	<u>2015/16</u>		<u>2016/17</u>	
	Actual	Amended	Proposed Budget	% Increase/ (Decrease) over/(under) 2014/15 Amended	Proposed Budget	% Increase/ (Decrease) over/(under) 2015/16 Proposed
<u>Operating Expenditures</u>						
Personnel Services	\$ -	\$ -	\$ -	-	\$ -	-
Contractual Services	-	-	-	-	-	-
Material & Supplies	-	-	-	-	-	-
Debt Service	108,938	-	-	-	-	-
Fixed Charges	-	-	-	-	-	-
Transfers Out	6,391	-	-	-	-	-
Total Operating Expenditures	\$ 115,329	\$ -	\$ -	-	\$ -	-
<u>Capital Expenditures</u>						
Fixed Assets	\$ -	\$ -	\$ -	-	\$ -	-
Total Capital Expenditures	\$ -	\$ -	\$ -	-	\$ -	-
Total Program Budget	\$ 115,329	\$ -	\$ -	-	\$ -	-

Attachment: Exhibit A - Proposed Budget Book [Revision 2] (1488 : PUBLIC HEARING ESTABLISHING APPROPRIATIONS (?GANN?) LIMIT FOR

**City of Moreno Valley
FY 2015/16 - FY 2016/17 Proposed Budget
Program Detail**

PROGRAM NAME: Non-Dept TRIP Debt Service FUND: 3711
 PROGRAM NUMBER: 93711
 PROGRAM OBJECTIVE: To account for the accumulation of resources for and the payment of principal and interest.

BUDGET SUMMARY:

	<u>2013/14</u>	<u>2014/15</u>	<u>2015/16</u>		<u>2016/17</u>	
	Actual	Amended	Proposed Budget	% Increase/ (Decrease) over/(under) 2014/15 Amended	Proposed Budget	% Increase/ (Decrease) over/(under) 2015/16 Proposed
<u>Operating Expenditures</u>						
Personnel Services	\$ -	\$ -	\$ -	-	\$ -	-
Contractual Services	2,268	-	7,000	-	7,000	0.0%
Material & Supplies	-	-	-	-	-	-
Debt Service	1,405,942	991,313	992,000	0.1%	1,482,000	49.4%
Fixed Charges	-	-	-	-	-	-
Transfers Out	-	-	-	-	-	-
Total Operating Expenditures	<u>\$ 1,408,210</u>	<u>\$ 991,313</u>	<u>\$ 999,000</u>	0.8%	<u>\$ 1,489,000</u>	49.0%
<u>Capital Expenditures</u>						
Fixed Assets	\$ -	\$ -	\$ -	-	\$ -	-
Total Capital Expenditures	<u>\$ -</u>	<u>\$ -</u>	<u>\$ -</u>	-	<u>\$ -</u>	-
Total Program Budget	<u>\$ 1,408,210</u>	<u>\$ 991,313</u>	<u>\$ 999,000</u>	0.8%	<u>\$ 1,489,000</u>	49.0%

Attachment: Exhibit A - Proposed Budget Book [Revision 2] (1488 : PUBLIC HEARING ESTABLISHING APPROPRIATIONS (?GANN?) LIMIT FOR

City of Moreno Valley
FY 2015/16 - FY 2016/17 Proposed Budget
Program Detail

PROGRAM NAME: Non-Dept 2013 Refunding 2005 LRB FUND: 3712

PROGRAM NUMBER: 93712

PROGRAM OBJECTIVE: To account for the accumulation of resources for and the payment of principal and interest.

BUDGET SUMMARY:

	<u>2013/14</u>	<u>2014/15</u>	<u>2015/16</u>		<u>2016/17</u>	
	Actual	Amended	Proposed Budget	% Increase/ (Decrease) over/(under) 2014/15 Amended	Proposed Budget	% Increase/ (Decrease) over/(under) 2015/16 Proposed
<u>Operating Expenditures</u>						
Personnel Services	\$ -	\$ -	\$ -	-	\$ -	-
Contractual Services	-	-	3,300	-	3,300	0.0%
Material & Supplies	-	-	-	-	-	-
Debt Service	406,675	1,112,772	1,493,000	34.2%	1,497,000	0.3%
Fixed Charges	-	-	-	-	-	-
Transfers Out	11,087,670	-	-	-	-	-
Total Operating Expenditures	<u>\$ 11,494,345</u>	<u>\$ 1,112,772</u>	<u>\$ 1,496,300</u>	34.5%	<u>\$ 1,500,300</u>	0.3%
<u>Capital Expenditures</u>						
Fixed Assets	\$ -	\$ -	\$ -	-	\$ -	-
Total Capital Expenditures	<u>\$ -</u>	<u>\$ -</u>	<u>\$ -</u>	-	<u>\$ -</u>	-
Total Program Budget	<u><u>\$ 11,494,345</u></u>	<u><u>\$ 1,112,772</u></u>	<u><u>\$ 1,496,300</u></u>	34.5%	<u><u>\$ 1,500,300</u></u>	0.3%

City of Moreno Valley
FY 2015/16 - FY 2016/17 Proposed Budget
Program Detail

PROGRAM NAME: Non-Dept 2014 Refunding 2005 LRB FUND: 3713
PROGRAM NUMBER: 93713
PROGRAM OBJECTIVE: To account for the accumulation of resources for and the payment of principal and interest.

BUDGET SUMMARY:

	<u>2013/14</u>	<u>2014/15</u>	<u>2015/16</u>		<u>2016/17</u>	
	Actual	Amended	Proposed Budget	% Increase/ (Decrease) over/(under) 2014/15 Amended	Proposed Budget	% Increase/ (Decrease) over/(under) 2015/16 Proposed
<u>Operating Expenditures</u>						
Personnel Services	\$ -	\$ -	\$ -	-	\$ -	-
Contractual Services	-	2,500	3,300	32.0%	3,300	0.0%
Material & Supplies	-	-	-	-	-	-
Debt Service	-	867,000	1,061,000	22.4%	1,007,000	-5.1%
Fixed Charges	-	-	-	-	-	-
Transfers Out	-	23,800,000	-	-100.0%	-	-
Total Operating Expenditures	<u>\$ -</u>	<u>\$ 24,669,500</u>	<u>\$ 1,064,300</u>	-95.7%	<u>\$ 1,010,300</u>	-5.1%
<u>Capital Expenditures</u>						
Fixed Assets	\$ -	\$ -	\$ -	-	\$ -	-
Total Capital Expenditures	<u>\$ -</u>	<u>\$ -</u>	<u>\$ -</u>	-	<u>\$ -</u>	-
Total Program Budget	<u><u>\$ -</u></u>	<u><u>\$ 24,669,500</u></u>	<u><u>\$ 1,064,300</u></u>	-95.7%	<u><u>\$ 1,010,300</u></u>	-5.1%

City of Moreno Valley
FY 2015/16 - FY 2016/17 Proposed Budget
Program Detail

PROGRAM NAME: Non-Dept 2011 PRIV PLACE REF. 97 LRBS FUND: 3751

PROGRAM NUMBER: 93751

PROGRAM OBJECTIVE: To account for the accumulation of resources and the payment of the refinancing of the 97 Lease Revenue Bonds.

BUDGET SUMMARY:

	<u>2013/14</u>	<u>2014/15</u>	<u>2015/16</u>		<u>2016/17</u>	
	Actual	Amended	Proposed Budget	% Increase/ (Decrease) over/(under) 2014/15 Amended	Proposed Budget	% Increase/ (Decrease) over/(under) 2015/16 Proposed
<u>Operating Expenditures</u>						
Personnel Services	\$ -	\$ -	\$ -	-	\$ -	-
Contractual Services	-	-	-	-	-	-
Material & Supplies	-	-	-	-	-	-
Debt Service	340,346	338,000	340,000	0.6%	339,000	-0.3%
Fixed Charges	-	-	-	-	-	-
Transfers Out	-	-	-	-	-	-
Total Operating Expenditures	\$ 340,346	\$ 338,000	\$ 340,000	0.6%	\$ 339,000	-0.3%
<u>Capital Expenditures</u>						
Fixed Assets	\$ -	\$ -	\$ -	-	\$ -	-
Total Capital Expenditures	\$ -	\$ -	\$ -	-	\$ -	-
Total Program Budget	\$ 340,346	\$ 338,000	\$ 340,000	0.6%	\$ 339,000	-0.3%

**City of Moreno Valley
FY 2015/16 - FY 2016/17 Proposed Budget
Program Detail**

PROGRAM NAME: Non-Dept 2011 PRIV PLMT REF 97 VAR COPS FUND: 3753
 PROGRAM NUMBER: 93753
 PROGRAM OBJECTIVE: To account for the accumulation of resources and the payment of the refinancing of the 97 Certificates of Participation.

BUDGET SUMMARY:

	<u>2013/14</u>	<u>2014/15</u>	<u>2015/16</u>		<u>2016/17</u>	
	Actual	Amended	Proposed Budget	% Increase/ (Decrease) over/(under) 2014/15 Amended	Proposed Budget	% Increase/ (Decrease) over/(under) 2015/16 Proposed
<u>Operating Expenditures</u>						
Personnel Services	\$ -	\$ -	\$ -	-	\$ -	-
Contractual Services	-	-	-	-	-	-
Material & Supplies	-	-	-	-	-	-
Debt Service	786,909	787,500	788,000	0.1%	788,000	0.0%
Fixed Charges	-	-	-	-	-	-
Transfers Out	-	-	-	-	-	-
Total Operating Expenditures	\$ 786,909	\$ 787,500	\$ 788,000	0.1%	\$ 788,000	0.0%
<u>Capital Expenditures</u>						
Fixed Assets	\$ -	\$ -	\$ -	-	\$ -	-
Total Capital Expenditures	\$ -	\$ -	\$ -	-	\$ -	-
Total Program Budget	\$ 786,909	\$ 787,500	\$ 788,000	0.1%	\$ 788,000	0.0%

Attachment: Exhibit A - Proposed Budget Book [Revision 2] (1488 : PUBLIC HEARING ESTABLISHING APPROPRIATIONS (?GANN?) LIMIT FOR

Introduction

The Capital Improvement Plan (CIP) is a long-range fiscal forecast which identifies major public improvements to the City's infrastructure over the next five years. The CIP is important for planning and managing Moreno Valley's growth and development, as well as maintaining existing infrastructure.

Planning for capital improvements is an ongoing process. As the City's infrastructure conditions and needs change, capital programs and priorities must be adjusted. New construction may be required to accommodate increased demand or replace aging facilities, while existing infrastructure requires periodic rehabilitation, replacement, or other improvements to protect the City's investments.

Each year the CIP is updated allowing the City to re-evaluate its priorities and needs each subsequent year based upon the most current revenue projections and project priorities. During the development of the CIP, capital projects affecting public health and safety, and/or legal mandates may receive the highest priority. Emphasis is also placed on capital projects maintaining service levels or preventing deterioration of facilities.

CIP projects are proposed by the departments (primarily Public Works), reviewed by the City Manager's Office to ensure the City's priorities are addressed and adequate funds are available to complete projects, and funding is ultimately approved by the City Council as part of the budget.

Although the CIP spans five years, funds for only the first year are appropriated within the FY 2015/16-2016/17 Budget. In general, the CIP Budget provides funding for infrastructure construction and rehabilitation, while the operating budget and other special funds provide funding for routine infrastructure maintenance.

The City places a high priority on infrastructure construction, rehabilitation, and maintenance efforts to ensure its streets, landscaping, and facilities are built, maintained, and rehabilitated according to best practices and promote environmental sustainability. Emphasizing rehabilitation and effective maintenance practices minimizes deterioration and costly remediation efforts, thereby extending the useful life of infrastructure improvements and providing long-term savings.

Capital Improvement Projects

Capital improvements are the construction, upgrading, or replacement of City infrastructure, such as residential and arterial streets, bridges, traffic signals, storm drain systems and drainage channels, parks, and public service providing facilities.

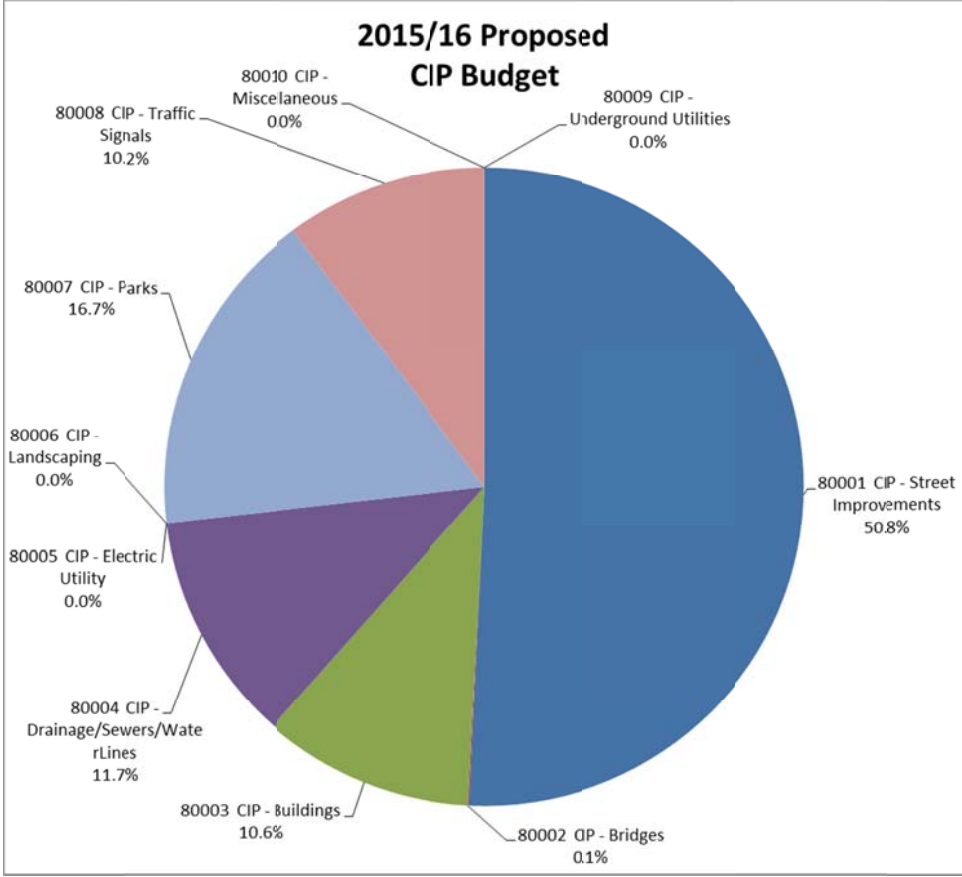
Infrastructure improvements are considered capital improvement projects when the expected life of the asset spans multiple years (in excess of two years) and expenditures are at least \$25,000. These significant non-routine capital expenditures

are accounted for as capital projects within the CIP. Equipment, operating, and maintenance costs are identified for inclusion in future operating budgets.

In contrast, routine capital purchases of new vehicles, computer hardware, and other equipment are largely accounted for in special funds, such as the Maintenance & Operations Funds and Technology Services Funds. These assets are capitalized when the initial individual cost is \$5,000 or more, with an estimated useful life greater than two years.

The CIP requires Council approval for the annual expenditures to construct or implement all capital improvements for the year. The CIP also includes expenditure estimates for all future projects. The historical expenditures along with the proposed new budget requests are summarized by category as follows.

	2012/13	2013/14	2014/15	2015/16	Increase	2016/17	Increase
	Actual	Actual	Amended Budget	Proposed Budget	(Decrease) over/(under)	Proposed Budget	(Decrease) over/(under)
80001 CIP - Street Improvements	\$ 32,548,679	\$ 8,775,800	\$ 46,824,772	\$ 2,240,570	\$ (44,584,202)	\$ 3,585,000	\$ 1,344,430
80002 CIP - Bridges	8,500,448	10,321,916	2,509,833	3,000	(2,506,833.00)	360,000	357,000.00
80003 CIP - Buildings	5,533,971	2,064,616	5,281,231	470,000	(4,811,231.00)	-	(470,000.00)
80004 CIP - Drainage/Sewers/WaterLines	521,798	4,105,457	4,459,434	517,054	(3,942,380.00)	-	(517,054.00)
80005 CIP - Electric Utility	129,525	1,014,363	1,791,748	-	(1,791,748.00)	-	-
80006 CIP - Landscaping	-	-	-	-	-	-	-
80007 CIP - Parks	433,717	918,922	2,620,136	735,192	(1,884,944.00)	352,000	(383,192.00)
80008 CIP - Traffic Signals	728,939	1,104,810	5,296,462	449,000	(4,847,462.00)	110,000	(339,000.00)
80009 CIP - Underground Utilities	26,800	-	114,940	-	(114,940.00)	-	-
80010 CIP - Miscellaneous	1,329,230	544,655	-	-	-	-	-
Grant Total	\$ 49,753,108	\$ 28,850,539	\$ 68,898,556	\$ 4,414,816	\$ (64,483,740)	\$ 4,407,000	\$ (7,816)



Revenue Sources and Categories

The CIP outlines planned capital improvements, given available financial resources. Funding for capital projects is received from a variety of sources, including Federal, State, regional, and local funds resources.

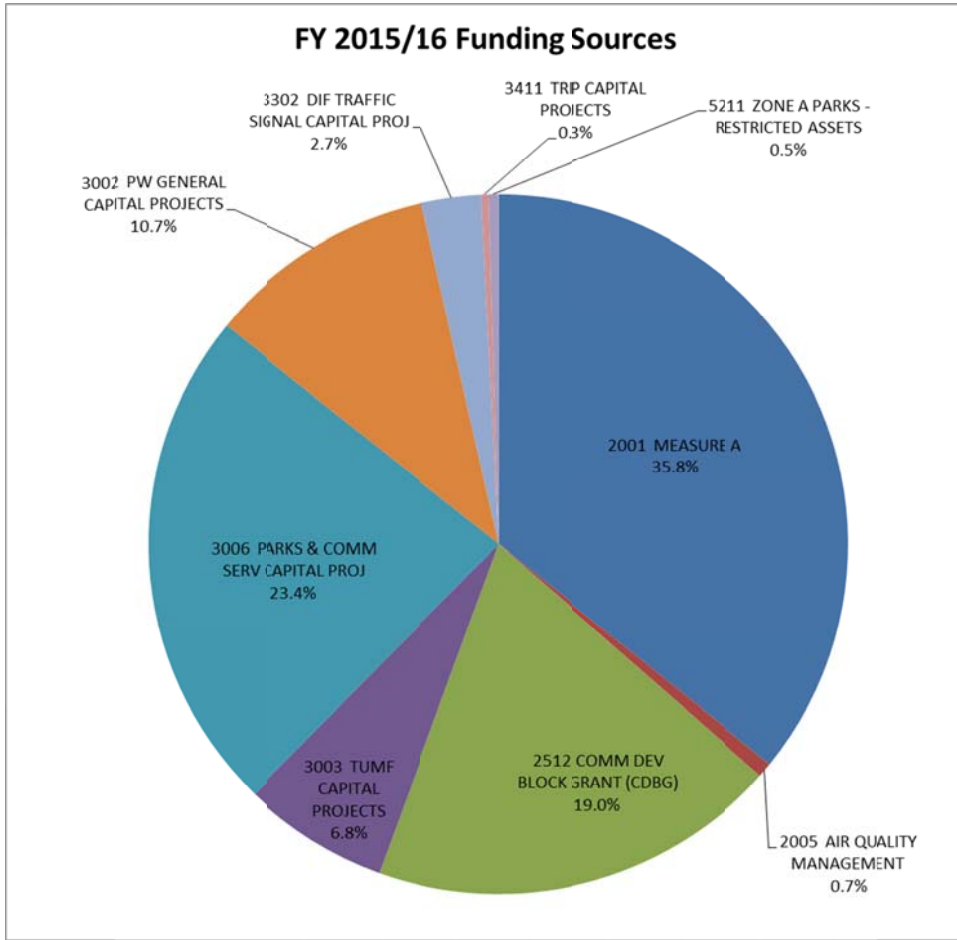
The FY 2015/16 CIP budget is derived from grants, developer contributions to build specific projects, and other one-time revenue sources, while the rest of the budget originates from recurring City revenues. In addition, certain revenue sources are restricted to specific kinds of projects (circulation versus non-circulation), geographic areas, or construction types (new construction versus rehabilitation).

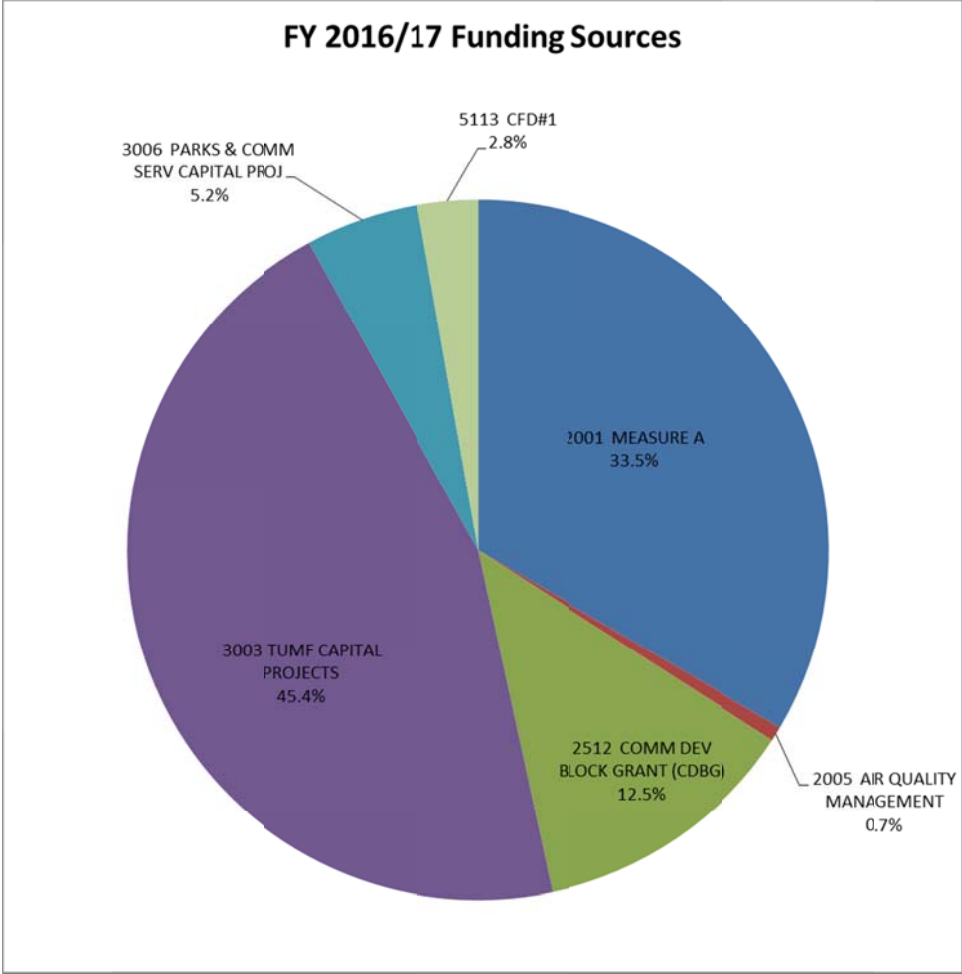
These funding sources are budgeted within the applicable special fund group. Fund summaries and descriptions are located in the separate special fund sections of this budget book.

Future capital improvement projects are limited based on the available funding sources identified in the following table.

Attachment: Exhibit A - Proposed Budget Book [Revision 2] (1488 : PUBLIC HEARING ESTABLISHING APPROPRIATIONS (?GANN?) LIMIT FOR

	FY 2015/16 Proposed Budget	FY 2016/17 Proposed Budget
2001 MEASURE A	\$ 1,582,000	\$ 1,475,000
2005 AIR QUALITY MANAGEMENT	30,000	30,000
2512 COMM DEV BLOCK GRANT (CDBG)	840,000	550,000
3003 TUMF CAPITAL PROJECTS	300,000	2,000,000
3006 PARKS & COMM SERV CAPITAL PROJ	1,035,000	230,000
3002 PW GENERAL CAPITAL PROJECTS	472,754	-
3302 DIF TRAFFIC SIGNAL CAPITAL PROJ	120,000	-
3411 TRIP CAPITAL PROJECTS	14,870	-
5113 CFD#1	-	122,000
5211 ZONE A PARKS - RESTRICTED ASSETS	20,192	-
Total Sources	\$ 4,414,816	\$ 4,407,000





City of Moreno Valley
2015/16 - 2016/17 Proposed Budget
CAPITAL IMPROVEMENT PROGRAM SUMMARY

		2012/13	2013/14	2014/15	2015/16	Increase (Decrease) over/(under) 2014/15	2016/17	Increase (Decrease) over/(under) 2015/16
		Actual	Actual	Amended Budget	Proposed Budget	Amended	Proposed Budget	Proposed
1010 GENERAL FUND	80001 CIP - Street Improvements	41,028.84	120,442.23	28,997.00	-	(28,997.00)	-	-
	80004 CIP - Drainage/Sewers/WaterLines	38,329.50	8,468.95	3,201.00	-	(3,201.00)	-	-
	80010 CIP - Miscellaneous	(0.86)	-	-	-	-	-	-
2000 STATE GAS TAX	80001 CIP - Street Improvements	1,329,948.44	87,576.83	-	-	-	-	-
	80004 CIP - Drainage/Sewers/WaterLines	10,700.11	15,267.59	24,032.00	-	(24,032.00)	-	-
2001 MEASURE A	80001 CIP - Street Improvements	3,604,757.18	2,217,757.70	9,938,254.00	1,210,000.00	(8,728,254.00)	1,035,000.00	(175,000.00)
	80002 CIP - Bridges	1,482,444.59	1,011,534.37	85,186.00	3,000.00	(82,186.00)	360,000.00	357,000.00
	80004 CIP - Drainage/Sewers/WaterLines	-	57,894.75	1,442,106.00	70,000.00	(1,372,106.00)	-	(70,000.00)
	80008 CIP - Traffic Signals	114,740.92	120,945.60	190,225.00	299,000.00	108,775.00	80,000.00	(219,000.00)
2002 PROP 42 REPLACEMENT FUND	80001 CIP - Street Improvements	286,132.55	843,309.87	-	-	-	-	-
2004 PROP 1B	80001 CIP - Street Improvements	76,042.46	-	-	-	-	-	-
	80002 CIP - Bridges	589.08	-	-	-	-	-	-
2005 AIR QUALITY MANAGEMENT	80008 CIP - Traffic Signals	117,742.21	108,663.36	74,846.00	30,000.00	(44,846.00)	30,000.00	-
2011 PUB/EDUC/GOVT ACCESS PROG FD	80003 CIP - Buildings	111.10	500,343.70	-	-	-	-	-
2301 CAPITAL PROJECTS GRANTS	80001 CIP - Street Improvements	-	-	6,483,600.00	-	(6,483,600.00)	-	-
	80002 CIP - Bridges	-	-	50,000.00	-	(50,000.00)	-	-
	80008 CIP - Traffic Signals	-	-	2,580,000.00	-	(2,580,000.00)	-	-
2511 FY10 EOC GRANT	80003 CIP - Buildings	314,720.30	-	-	-	-	-	-
2512 COMM DEV BLOCK GRANT (CDBG)	80001 CIP - Street Improvements	516,097.51	528,952.73	1,123,067.00	690,000.00	(433,067.00)	550,000.00	(140,000.00)
	80003 CIP - Buildings	-	90,445.75	-	-	-	-	-
	80004 CIP - Drainage/Sewers/WaterLines	-	45,175.97	1,529,824.00	-	(1,529,824.00)	-	-
	80007 CIP - Parks	-	144,792.78	14,534.00	150,000.00	135,466.00	-	(150,000.00)
2800 SCAG ARTICLE 3 FUND	80001 CIP - Street Improvements	-	216,283.87	250,000.00	-	(250,000.00)	-	-
3000 FACILITY CONSTRUCTION	80001 CIP - Street Improvements	6,736,884.06	20,320.00	-	-	-	-	-
	80003 CIP - Buildings	1,636,886.91	384,875.20	3,781,952.00	-	(3,781,952.00)	-	-
	80004 CIP - Drainage/Sewers/WaterLines	-	361,628.80	887,730.00	-	(887,730.00)	-	-
3002 PW GENERAL CAPITAL PROJECTS	80001 CIP - Street Improvements	3,478,145.25	2,319.37	1,564,659.00	25,700.00	(1,538,959.00)	-	(25,700.00)
	80004 CIP - Drainage/Sewers/WaterLines	315,437.57	3,616,851.49	567,711.00	447,054.00	(120,657.00)	-	(447,054.00)
	80008 CIP - Traffic Signals	56,921.96	26,803.51	-	-	-	-	-
3003 TUMF CAPITAL PROJECTS	80001 CIP - Street Improvements	7,177,105.25	378,329.57	6,089,701.00	300,000.00	(5,789,701.00)	2,000,000.00	1,700,000.00
	80002 CIP - Bridges	-	-	-	-	-	-	-
3005 FIRE SERVICES CAPITAL	80003 CIP - Buildings	76,679.50	287,870.05	669,496.00	-	(669,496.00)	-	-

**City of Moreno Valley
2015/16 - 2016/17 Proposed Budget
CAPITAL IMPROVEMENT PROGRAM SUMMARY**

		2012/13	2013/14	2014/15	2015/16	Increase (Decrease) over/(under) 2014/15	2016/17	Increase (Decrease) over/(under) 2015/16	
		Actual	Actual	Amended Budget	Proposed Budget	Amended	Proposed Budget	Proposed	
3006	PARKS & COMM SERV CAPITAL PROJ	80003 CIP - Buildings	18,684.63	(5,818.22)	134,132.00	470,000.00	335,868.00	-	(470,000.00)
		80007 CIP - Parks	433,717.26	487,231.07	2,172,238.00	565,000.00	(1,607,238.00)	230,000.00	(335,000.00)
3008	CAPITAL PROJECTS REIMBURSEMENTS	80001 CIP - Street Improvements	127.27	452,678.42	4,352,353.00	-	(4,352,353.00)	-	-
		80002 CIP - Bridges	-	849,496.14	2,231,651.00	-	(2,231,651.00)	-	-
		80003 CIP - Buildings	180.31	45,931.69	10,000.00	-	(10,000.00)	-	-
		80004 CIP - Drainage/Sewers/WaterLines	-	65,600.95	4,830.00	-	(4,830.00)	-	-
3301	DIF ARTERIAL STREETS CAPITAL PROJ	80001 CIP - Street Improvements	1,836,754.71	662,191.63	1,330.00	-	(1,330.00)	-	-
3302	DIF TRAFFIC SIGNAL CAPITAL PROJ	80001 CIP - Street Improvements	292,432.97	-	-	-	-	-	-
		80008 CIP - Traffic Signals	439,534.33	848,397.16	2,451,391.00	120,000.00	(2,331,391.00)	-	(120,000.00)
3311	DIF INTERCHANGE IMPROV CAP PROJ	80001 CIP - Street Improvements	181,682.95	18,338.74	361,305.00	-	(361,305.00)	-	-
		80002 CIP - Bridges	-	974,480.00	142,996.00	-	(142,996.00)	-	-
3401	2005 LEASE REV BONDS- CAP ADMIN	80001 CIP - Street Improvements	64,088.94	1,701.79	3,298.00	-	(3,298.00)	-	-
		80003 CIP - Buildings	695,052.61	220,641.47	59,474.00	-	(59,474.00)	-	-
3411	TRIP CAPITAL PROJECTS	80001 CIP - Street Improvements	-	1,439,488.89	16,628,208.00	14,870.00	(16,613,338.00)	-	(14,870.00)
3412	2007 TABS A CAPITAL PROJECTS	80001 CIP - Street Improvements	6,536,238.07	1,847,522.08	-	-	-	-	-
		80002 CIP - Bridges	7,383,775.77	7,486,405.50	-	-	-	-	-
		80003 CIP - Buildings	158,577.31	-	-	-	-	-	-
		80004 CIP - Drainage/Sewers/WaterLines	8,393.76	-	-	-	-	-	-
4820	SUCCESSOR AGENCY CAP PROJ	80001 CIP - Street Improvements	(526,449.35)	(63,168.17)	-	-	-	-	-
		80004 CIP - Drainage/Sewers/WaterLines	54,659.38	(65,431.60)	-	-	-	-	-
4821	SUCCESSOR AGENCY 2007 TABS A CAP	80001 CIP - Street Improvements	82,066.66	-	-	-	-	-	-
		80002 CIP - Bridges	(366,361.52)	-	-	-	-	-	-
		80003 CIP - Buildings	1,451,835.76	-	-	-	-	-	-
		80004 CIP - Drainage/Sewers/WaterLines	94,278.04	-	-	-	-	-	-
5113	CFD#1	80007 CIP - Parks	-	286,897.86	433,364.00	-	(433,364.00)	122,000.00	122,000.00
5211	ZONE A PARKS - RESTRICTED ASSETS	80007 CIP - Parks	-	-	-	20,192.00	20,192.00	-	(20,192.00)
6010	ELECTRIC	80005 CIP - Electric Utility	-	-	37,300.00	-	(37,300.00)	-	-
6011	ELECTRIC - RESTRICTED ASSETS	80005 CIP - Electric Utility	-	-	30,000.00	-	(30,000.00)	-	-
6020	2007 TAXABLE LEASE REVENUE BONDS	80001 CIP - Street Improvements	835,594.89	1,754.79	-	-	-	-	-
		80003 CIP - Buildings	-	-	-	-	-	-	-
		80005 CIP - Electric Utility	129,524.79	1,014,363.33	1,724,448.00	-	(1,724,448.00)	-	-
7210	TECHNOLOGY SERVICES	80003 CIP - Buildings	-	16,823.17	-	-	-	-	-
		80009 CIP - Underground Utilities	26,800.40	-	-	-	-	-	-

**City of Moreno Valley
2015/16 - 2016/17 Proposed Budget
CAPITAL IMPROVEMENT PROGRAM SUMMARY**

		2012/13	2013/14	2014/15	2015/16	Increase (Decrease) over/(under) 2014/15	2016/17	Increase (Decrease) over/(under) 2015/16
		Actual	Actual	Amended Budget	Proposed Budget	Amended	Proposed Budget	Proposed
7220 TECHNOLOGY SERVICES ASSET FUND	80010 CIP - Miscellaneous	1,329,231.01	544,655.00	-	-	-	-	-
	80003 CIP - Buildings	-	-	623,177.00	-	(623,177.00)	-	-
	80009 CIP - Underground Utilities	-	-	114,940.00	-	(114,940.00)	-	-
7310 FACILITIES MAINTENANCE	80003 CIP - Buildings	1,181,242.47	523,502.91	3,000.00	-	(3,000.00)	-	-
Grant Total		\$ 49,753,108	\$ 28,850,539	\$ 68,898,556	\$ 4,414,816	\$ (64,483,740)	\$ 4,407,000	\$ (7,816)

City of Moreno Valley
FY 2015/16 - FY 2016/17 Proposed Operating Budget
Program Detail

PROGRAM NAME: CIP - Street Improvements

PROGRAM NUMBER: 80001

PROGRAM OBJECTIVE: To account for the activities related to the capital improvement program items categorized as street improvements. CIP activities may include activities across multiple funds.

BUDGET SUMMARY:

	<u>2013/14</u>	<u>2014/15</u>	<u>2015/16</u>		<u>2016/17</u>	
	Actual	Amended	Proposed Budget	% Increase/ (Decrease) over/(under) 2014/15 Amended	Proposed Budget	% Increase/ (Decrease) over/(under) 2015/16 Proposed
<u>Operating Expenditures</u>						
Personnel Services	\$ 861,421	\$ -	\$ -	-	\$ -	-
Contractual Services	288,931	-	-	-	-	-
Material & Supplies	27,621	-	-	-	-	-
Debt Service	-	-	-	-	-	-
Fixed Charges	-	-	-	-	-	-
Transfers Out	-	-	-	-	-	-
Total Operating Expenditures	<u>\$ 1,177,973</u>	<u>\$ -</u>	<u>\$ -</u>	-	<u>\$ -</u>	-
<u>Capital Expenditures</u>						
Fixed Assets	\$ 7,597,827	\$ 46,824,772	\$ 2,240,570	-95.2%	\$ 3,585,000	60.0%
Total Capital Expenditures	<u>\$ 7,597,827</u>	<u>\$ 46,824,772</u>	<u>\$ 2,240,570</u>	-95.2%	<u>\$ 3,585,000</u>	60.0%
Total Program Budget	<u>\$ 8,775,800</u>	<u>\$ 46,824,772</u>	<u>\$ 2,240,570</u>	-95.2%	<u>\$ 3,585,000</u>	60.0%

**City of Moreno Valley
 FY 2015/16 - FY 2016/17 Proposed Operating Budget
 Program Detail**

PROGRAM NAME: CIP - Bridges
 PROGRAM NUMBER: 80002
 PROGRAM OBJECTIVE: To account for the activities related to the capital improvement program items categorized as bridges. CIP activities may include activities across multiple funds.

BUDGET SUMMARY:

	<u>2013/14</u>	<u>2014/15</u>	<u>2015/16</u>		<u>2016/17</u>	
	Actual	Amended	Proposed Budget	% Increase/ (Decrease) over/(under) 2014/15 Amended	Proposed Budget	% Increase/ (Decrease) over/(under) 2015/16 Proposed
<u>Operating Expenditures</u>						
Personnel Services	\$ 124,989	\$ -	\$ -	-	\$ -	-
Contractual Services	1,227	-	-	-	-	-
Material & Supplies	80	-	-	-	-	-
Debt Service	-	-	-	-	-	-
Fixed Charges	-	-	-	-	-	-
Transfers Out	-	-	-	-	-	-
Total Operating Expenditures	\$ 126,297	\$ -	\$ -	-	\$ -	-
<u>Capital Expenditures</u>						
Fixed Assets	\$ 10,195,619	\$ 2,509,833	\$ 3,000	-99.9%	\$ 360,000	11900.0%
Total Capital Expenditures	\$ 10,195,619	\$ 2,509,833	\$ 3,000	-99.9%	\$ 360,000	11900.0%
Total Program Budget	\$ 10,321,916	\$ 2,509,833	\$ 3,000	-99.9%	\$ 360,000	11900.0%

Attachment: Exhibit A - Proposed Budget Book [Revision 2] (1488 : PUBLIC HEARING ESTABLISHING APPROPRIATIONS (?GANN?) LIMIT FOR

City of Moreno Valley
FY 2015/16 - FY 2016/17 Proposed Operating Budget
Program Detail

PROGRAM NAME: CIP - Buildings

PROGRAM NUMBER: 80003

PROGRAM OBJECTIVE: To account for the activities related to the capital improvement program items categorized as buildings. CIP activities may include activities across multiple funds.

BUDGET SUMMARY:

	<u>2013/14</u>	<u>2014/15</u>	<u>2015/16</u>		<u>2016/17</u>	
	Actual	Amended	Proposed Budget	% Increase/ (Decrease) over/(under) 2014/15 Amended	Proposed Budget	% Increase/ (Decrease) over/(under) 2015/16 Proposed
<u>Operating Expenditures</u>						
Personnel Services	\$ 197,443	\$ -	\$ -	-	\$ -	-
Contractual Services	157,658	-	-	-	-	-
Material & Supplies	244	-	-	-	-	-
Debt Service	-	-	-	-	-	-
Fixed Charges	-	-	-	-	-	-
Transfers Out	-	-	-	-	-	-
Total Operating Expenditures	<u>\$ 355,344</u>	<u>\$ -</u>	<u>\$ -</u>	-	<u>\$ -</u>	-
<u>Capital Expenditures</u>						
Fixed Assets	\$ 1,709,272	\$ 5,281,231	\$ 470,000	-91.1%	\$ -	-100.0%
Total Capital Expenditures	<u>\$ 1,709,272</u>	<u>\$ 5,281,231</u>	<u>\$ 470,000</u>	-91.1%	<u>\$ -</u>	-100.0%
Total Program Budget	<u><u>\$ 2,064,616</u></u>	<u><u>\$ 5,281,231</u></u>	<u><u>\$ 470,000</u></u>	-91.1%	<u><u>\$ -</u></u>	-100.0%

**City of Moreno Valley
 FY 2015/16 - FY 2016/17 Proposed Operating Budget
 Program Detail**

PROGRAM NAME: CIP - Drainage/Sewers/WaterLines
 PROGRAM NUMBER: 80004
 PROGRAM OBJECTIVE: To account for the activities related to the capital improvement program items categorized as drainage/sewers/water lines. CIP activities may include activities across multiple funds.

BUDGET SUMMARY:

	<u>2013/14</u>	<u>2014/15</u>	<u>2015/16</u>		<u>2016/17</u>	
	Actual	Amended	Proposed Budget	% Increase/ (Decrease) over/(under) 2014/15 Amended	Proposed Budget	% Increase/ (Decrease) over/(under) 2015/16 Proposed
<u>Operating Expenditures</u>						
Personnel Services	\$ 95,424	\$ -	\$ -	-	\$ -	-
Contractual Services	1,730	-	-	-	-	-
Material & Supplies	48	-	-	-	-	-
Debt Service	-	-	-	-	-	-
Fixed Charges	-	-	-	-	-	-
Transfers Out	-	-	-	-	-	-
Total Operating Expenditures	\$ 97,202	\$ -	\$ -	-	\$ -	-
<u>Capital Expenditures</u>						
Fixed Assets	\$ 4,008,255	\$ 4,459,434	\$ 517,054	-88.4%	\$ -	-100.0%
Total Capital Expenditures	\$ 4,008,255	\$ 4,459,434	\$ 517,054	-88.4%	\$ -	-100.0%
Total Program Budget	\$ 4,105,457	\$ 4,459,434	\$ 517,054	-88.4%	\$ -	-100.0%

Attachment: Exhibit A - Proposed Budget Book [Revision 2] (1488 : PUBLIC HEARING ESTABLISHING APPROPRIATIONS (?GANN?) LIMIT FOR

City of Moreno Valley
FY 2015/16 - FY 2016/17 Proposed Operating Budget
Program Detail

PROGRAM NAME: CIP - Electric Utility

PROGRAM NUMBER: 80005

PROGRAM OBJECTIVE: To account for the activities related to the capital improvement program items categorized as electric utility. CIP activities may include activities across multiple funds.

BUDGET SUMMARY:

	<u>2013/14</u>	<u>2014/15</u>	<u>2015/16</u>		<u>2016/17</u>	
	Actual	Amended	Proposed Budget	% Increase/ (Decrease) over/(under) 2014/15 Amended	Proposed Budget	% Increase/ (Decrease) over/(under) 2015/16 Proposed
<u>Operating Expenditures</u>						
Personnel Services	\$ 302	\$ -	\$ -	-	\$ -	-
Contractual Services	4,043	-	-	-	-	-
Material & Supplies	-	-	-	-	-	-
Debt Service	-	-	-	-	-	-
Fixed Charges	-	-	-	-	-	-
Transfers Out	-	-	-	-	-	-
Total Operating Expenditures	\$ 4,344	\$ -	\$ -	-	\$ -	-
<u>Capital Expenditures</u>						
Fixed Assets	\$ 1,010,019	\$ 1,791,748	\$ -	-100.0%	\$ -	-
Total Capital Expenditures	\$ 1,010,019	\$ 1,791,748	\$ -	-100.0%	\$ -	-
Total Program Budget	\$ 1,014,363	\$ 1,791,748	\$ -	-100.0%	\$ -	-

**City of Moreno Valley
FY 2015/16 - FY 2016/17 Proposed Operating Budget
Program Detail**

PROGRAM NAME: CIP - Landscaping
 PROGRAM NUMBER: 80006
 PROGRAM OBJECTIVE: To account for the activities related to the capital improvement program items categorized as landscaping. CIP activities may include activities across multiple funds.

BUDGET SUMMARY:

	<u>2013/14</u>	<u>2014/15</u>	<u>2015/16</u>		<u>2016/17</u>	
	Actual	Amended	Proposed Budget	% Increase/ (Decrease) over/(under) 2014/15 Amended	Proposed Budget	% Increase/ (Decrease) over/(under) 2015/16 Proposed
<u>Operating Expenditures</u>						
Personnel Services	\$ -	\$ -	\$ -	-	\$ -	-
Contractual Services	-	-	-	-	-	-
Material & Supplies	-	-	-	-	-	-
Debt Service	-	-	-	-	-	-
Fixed Charges	-	-	-	-	-	-
Transfers Out	-	-	-	-	-	-
Total Operating Expenditures	\$ -	\$ -	\$ -	-	\$ -	-
<u>Capital Expenditures</u>						
Fixed Assets	\$ -	\$ -	\$ -	-	\$ -	-
Total Capital Expenditures	\$ -	\$ -	\$ -	-	\$ -	-
Total Program Budget	\$ -	\$ -	\$ -	-	\$ -	-

Attachment: Exhibit A - Proposed Budget Book [Revision 2] (1488 : PUBLIC HEARING ESTABLISHING APPROPRIATIONS (?GANN?) LIMIT FOR

City of Moreno Valley
FY 2015/16 - FY 2016/17 Proposed Operating Budget
Program Detail

PROGRAM NAME: CIP - Parks

PROGRAM NUMBER: 80007

PROGRAM OBJECTIVE: To account for the activities related to the capital improvement program items categorized as parks. CIP activities may include activities across multiple funds.

BUDGET SUMMARY:

	<u>2013/14</u>	<u>2014/15</u>	<u>2015/16</u>		<u>2016/17</u>	
	Actual	Amended	Proposed Budget	% Increase/ (Decrease) over/(under) 2014/15 Amended	Proposed Budget	% Increase/ (Decrease) over/(under) 2015/16 Proposed
<u>Operating Expenditures</u>						
Personnel Services	\$ 675	\$ -	\$ -	-	\$ -	-
Contractual Services	-	-	-	-	-	-
Material & Supplies	-	-	-	-	-	-
Debt Service	-	-	-	-	-	-
Fixed Charges	-	-	-	-	-	-
Transfers Out	-	-	-	-	-	-
Total Operating Expenditures	<u>\$ 675</u>	<u>\$ -</u>	<u>\$ -</u>	-	<u>\$ -</u>	-
<u>Capital Expenditures</u>						
Fixed Assets	\$ 918,246	\$ 2,620,136	\$ 735,192	-71.9%	\$ 352,000	-52.1%
Total Capital Expenditures	<u>\$ 918,246</u>	<u>\$ 2,620,136</u>	<u>\$ 735,192</u>	-71.9%	<u>\$ 352,000</u>	-52.1%
Total Program Budget	<u><u>\$ 918,922</u></u>	<u><u>\$ 2,620,136</u></u>	<u><u>\$ 735,192</u></u>	-71.9%	<u><u>\$ 352,000</u></u>	-52.1%

City of Moreno Valley
FY 2015/16 - FY 2016/17 Proposed Operating Budget
Program Detail

PROGRAM NAME: CIP - Traffic Signals

PROGRAM NUMBER: 80008

PROGRAM OBJECTIVE: To account for the activities related to the capital improvement program items categorized as traffic signals. CIP activities may include activities across multiple funds.

BUDGET SUMMARY:

	<u>2013/14</u>	<u>2014/15</u>	<u>2015/16</u>		<u>2016/17</u>	
	Actual	Amended	Proposed Budget	% Increase/ (Decrease) over/(under) 2014/15 Amended	Proposed Budget	% Increase/ (Decrease) over/(under) 2015/16 Proposed
<u>Operating Expenditures</u>						
Personnel Services	\$ 120,261	\$ -	\$ -	-	\$ -	-
Contractual Services	3,908	-	-	-	-	-
Material & Supplies	1,579	-	-	-	-	-
Debt Service	-	-	-	-	-	-
Fixed Charges	-	-	-	-	-	-
Transfers Out	-	-	-	-	-	-
Total Operating Expenditures	<u>\$ 125,748</u>	<u>\$ -</u>	<u>\$ -</u>	-	<u>\$ -</u>	-
<u>Capital Expenditures</u>						
Fixed Assets	\$ 979,062	\$ 5,296,462	\$ 449,000	-91.5%	\$ 110,000	-75.5%
Total Capital Expenditures	<u>\$ 979,062</u>	<u>\$ 5,296,462</u>	<u>\$ 449,000</u>	-91.5%	<u>\$ 110,000</u>	-75.5%
Total Program Budget	<u><u>\$ 1,104,810</u></u>	<u><u>\$ 5,296,462</u></u>	<u><u>\$ 449,000</u></u>	-91.5%	<u><u>\$ 110,000</u></u>	-75.5%

**City of Moreno Valley
 FY 2015/16 - FY 2016/17 Proposed Operating Budget
 Program Detail**

PROGRAM NAME: CIP - Underground Utilities

PROGRAM NUMBER: 80009

PROGRAM OBJECTIVE: To account for the activities related to the capital improvement program items categorized as underground utilities. CIP activities may include activities across multiple funds.

BUDGET SUMMARY:

	<u>2013/14</u>	<u>2014/15</u>	<u>2015/16</u>		<u>2016/17</u>	
	Actual	Amended	Proposed Budget	% Increase/ (Decrease) over/(under) 2014/15 Amended	Proposed Budget	% Increase/ (Decrease) over/(under) 2015/16 Proposed
<u>Operating Expenditures</u>						
Personnel Services	\$ -	\$ -	\$ -	-	\$ -	-
Contractual Services	-	-	-	-	-	-
Material & Supplies	-	-	-	-	-	-
Debt Service	-	-	-	-	-	-
Fixed Charges	-	-	-	-	-	-
Transfers Out	-	-	-	-	-	-
Total Operating Expenditures	\$ -	\$ -	\$ -	-	\$ -	-
<u>Capital Expenditures</u>						
Fixed Assets	\$ -	\$ 114,940	\$ -	-100.0%	\$ -	-
Total Capital Expenditures	\$ -	\$ 114,940	\$ -	-100.0%	\$ -	-
Total Program Budget	\$ -	\$ 114,940	\$ -	-100.0%	\$ -	-

Attachment: Exhibit A - Proposed Budget Book [Revision 2] (1488 : PUBLIC HEARING ESTABLISHING APPROPRIATIONS (?GANN?) LIMIT FOR

**City of Moreno Valley
 FY 2015/16 - FY 2016/17 Proposed Operating Budget
 Program Detail**

PROGRAM NAME: 80010 CIP - Miscellaneous


PROGRAM NUMBER: 80010

PROGRAM OBJECTIVE: To account for the activities related to the capital improvement program items categorized as miscellaneous. CIP activities may include activities across multiple funds.

BUDGET SUMMARY:

	<u>2013/14</u>	<u>2014/15</u>	<u>2015/16</u>		<u>2016/17</u>	
	Actual	Amended	Proposed Budget	% Increase/ (Decrease) over/(under) 2014/15 Amended	Proposed Budget	% Increase/ (Decrease) over/(under) 2015/16 Proposed
<u>Operating Expenditures</u>						
Personnel Services	\$ -	\$ -	\$ -	-	\$ -	-
Contractual Services	4,655	-	-	-	-	-
Material & Supplies	-	-	-	-	-	-
Debt Service	-	-	-	-	-	-
Fixed Charges	-	-	-	-	-	-
Transfers Out	-	-	-	-	-	-
Total Operating Expenditures	\$ 4,655	\$ -	\$ -	-	\$ -	-
<u>Capital Expenditures</u>						
Fixed Assets	\$ 540,000	\$ -	\$ -	-	\$ -	-
Total Capital Expenditures	\$ 540,000	\$ -	\$ -	-	\$ -	-
Total Program Budget	\$ 544,655	\$ -	\$ -	-	\$ -	-

Attachment: Exhibit A - Proposed Budget Book [Revision 2] (1488 : PUBLIC HEARING ESTABLISHING APPROPRIATIONS (?GANN?) LIMIT FOR



APPROVALS	
BUDGET OFFICER	<i>me</i>
CITY ATTORNEY	<i>SMB</i>
CITY MANAGER	<i>D</i>

Report to City Council

TO: Mayor and City Council

FROM: Rick Teichert, Chief Financial Officer

AGENDA DATE: February 3, 2015

TITLE: GENERAL FUND LONG RANGE BUSINESS PROJECTIONS FOR THE PERIOD FY 2015/16 THROUGH FY 2024/25

RECOMMENDED ACTION

Recommendations: That the City Council:

1. Receive and file the General Fund Long Range Business Projections for the period FY 2015/16 through FY 2024/25.

SUMMARY

The City of Moreno Valley incorporated on December 3, 1984 during a significant housing boom in California. The City’s population has grown from 58,300 in January 1985 to a current population of 199,258 as of January 2014.

The City of Moreno Valley, the second largest city in Riverside County, is on a path to remain fiscally sound and continues to maintain a good credit rating. The City’s credit rating by Standard & Poor’s was raised to A+ on October 30, 2014. The City needs to plan for the financial future to take advantage of opportunities and manage the many financial challenges affecting the community today and in the future. It is appropriate to review the recently established City Council goals and approved plans, such as the Economic Development Action Plan and the Two-Year Budget, to ensure they work in concert together, along with the appropriate financial policies to direct the City toward a strong and prosperous financial future.

In the wake of the Great Recession, the City had substantially reduced the General Fund expenditures and staffing levels in an effort to successfully manage the City’s General Fund finances and achieve a balanced budget while faced with rapidly declining revenues. As revenues stabilized and with the end of the recession, the City

Attachment: Exhibit A - Proposed Budget Book [Revision 2] (1488 : PUBLIC HEARING ESTABLISHING APPROPRIATIONS (?GANN?) LIMIT FOR

Council and Executive Management team remain focused on the strategic use of revenues and fund balances to maintain a balanced budget.

DISCUSSION

The stabilization of the General Fund revenues presents an opportunity to look into the future to review and establish the City's long term financial direction and potential. Long range financial planning is an integral step in the visioning and goal setting process of a well-run government agency. This report discusses the goals and strategies of the organization and translates them into a financial context, using financial modeling to frame the fiscal policies and potential for the City's future. These Long Rang Business Projections (LRBP) look at the financial impacts of the current direction and policies of the organization over a longer duration of time. This document will provide the baseline that allows policymakers to test and model the impacts to the organization of various choices and decisions that will be faced in the near term and well into the future.

The foundation of the projections include the City Council Goals and Action Plan resulting from the Council's goal setting workshops in 2011 and 2013, the Economic Development Action Plan covering the three-year period of FY 2013/14 and FY 2015/16, and the two-year Budget for FY 2013/14 and FY 2014/15. These planning documents were relatively short-term focused to navigate the City through the recent years. The LRBP takes these documents and plans as the foundation and projects the City's economic development efforts and related estimated results through 2025. The report results in the following conclusions and/or recommendations:

- City Council has established a vision and direction for the City to implement its Economic Development Action Plan with a focus to bring in jobs and tax base growth.
- The LRBP brings life to that vision by being able to dynamically model revenues and expenditures resulting from the Economic Development Action Plan.
- The LRBP translates that revenue and tax base growth into services and programs based on Council's expenditure priorities that will continue to improve and enhance the quality of life for our residents.
 - The City is financially stable and the current vision and direction results in more stability and a better quality of life.
 - The needs are significant and the new revenue growth provides an opportunity to begin to meet these needs.
- The LRBP currently identifies the FY 2015/16 and FY 2016/17 budgets as balanced. It does not, however, address unfunded liabilities, support increased services, or re-establish any services which have been previously reduced. These items may include, but are not limited to, the following:
 - Any staffing increases for positions previously lost, including Police, Fire, and other City staff
 - Fire Stations, equipment and staffing to address commercial and retail growth
 - The restoration of funding for deferred infrastructure maintenance during the fiscal downturn

- Stay on Course with the adopted budget, but adjust the services and positions as new revenues allow.
- Update the Economic Development Action Plan for an additional three-year period.
- Establish a two-year budget, for period FY 2015/16 through 2016/17, based on a current stable economy and steady revenue growth. Remain dynamic, through the priorities set in this plan, to quickly allocate economic growth to appropriate uses.

ALTERNATIVES

1. Receive and file the General Fund Long Range Business Projections for the period FY 2015/16 through FY 2024/25.
2. Do not receive and file the General Fund Long Range Business Projections for the period FY 2015/16 through FY 2024/25.

FISCAL IMPACT

There is no fiscal impact for the Long Range Business Projections. Any fiscal impacts will be reflected in later staff reports to the City Council.

CITY COUNCIL GOALS

Revenue Diversification and Preservation. Develop a variety of City revenue sources and policies to create a stable revenue base and fiscal policies to support essential City services, regardless of economic climate.

NOTIFICATION

Publication of the agenda.

ATTACHMENTS

Attachment 1: Presentation

Prepared By:
Marshall Eyerman
Financial Resources Division Manager

Department Head Approval:
Richard Teichert
Chief Financial Officer

CITY OF MORENO VALLEY: LONG RANGE BUSINESS PROJECTIONS 2015/16-2024/25

PRESENTATION BY: Rick Teichert, Chief Financial Officer

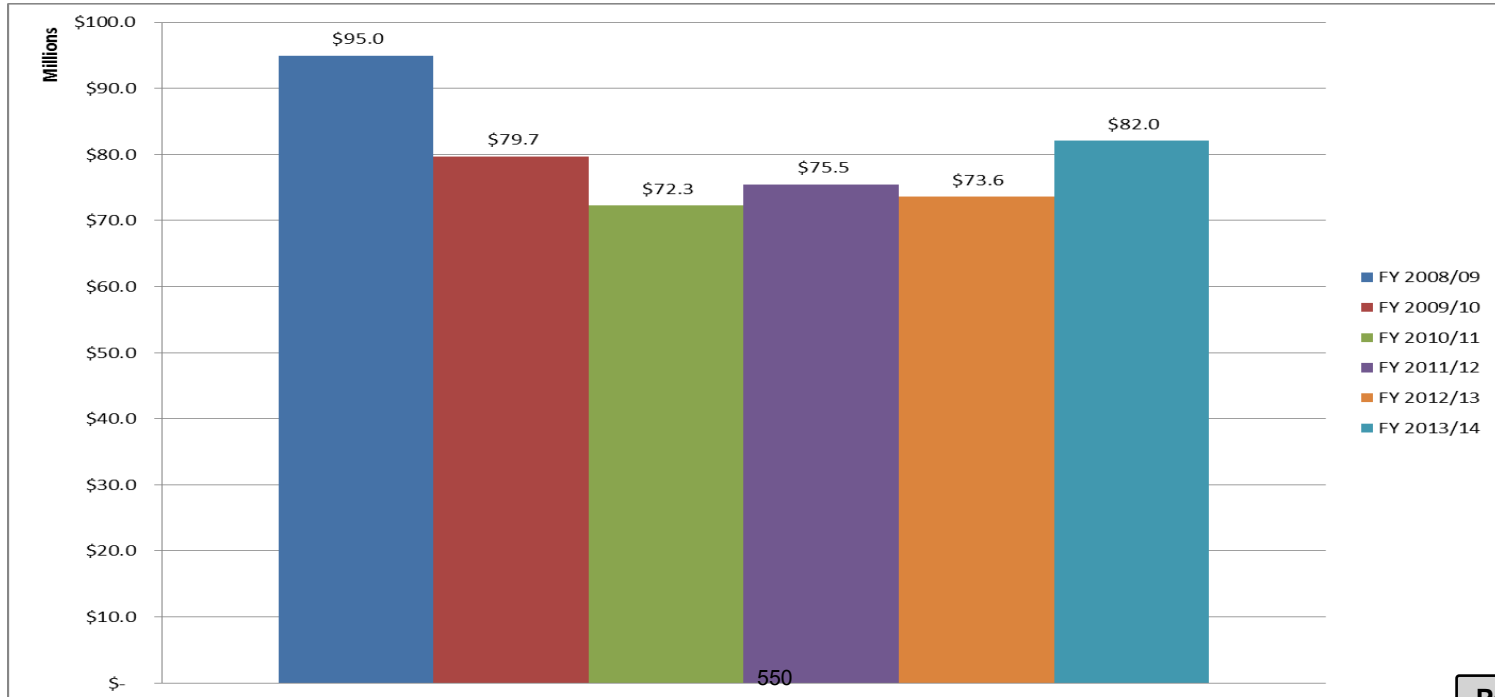
Marshall Eyerman, Financial Resources Division Manager

Presentation Overview

- General Fund (GF) Operating Results
- Economic Projections
- Fund Balances
- Model Inputs
- Fiscal Challenges/Unfunded Needs
- Future Revenues

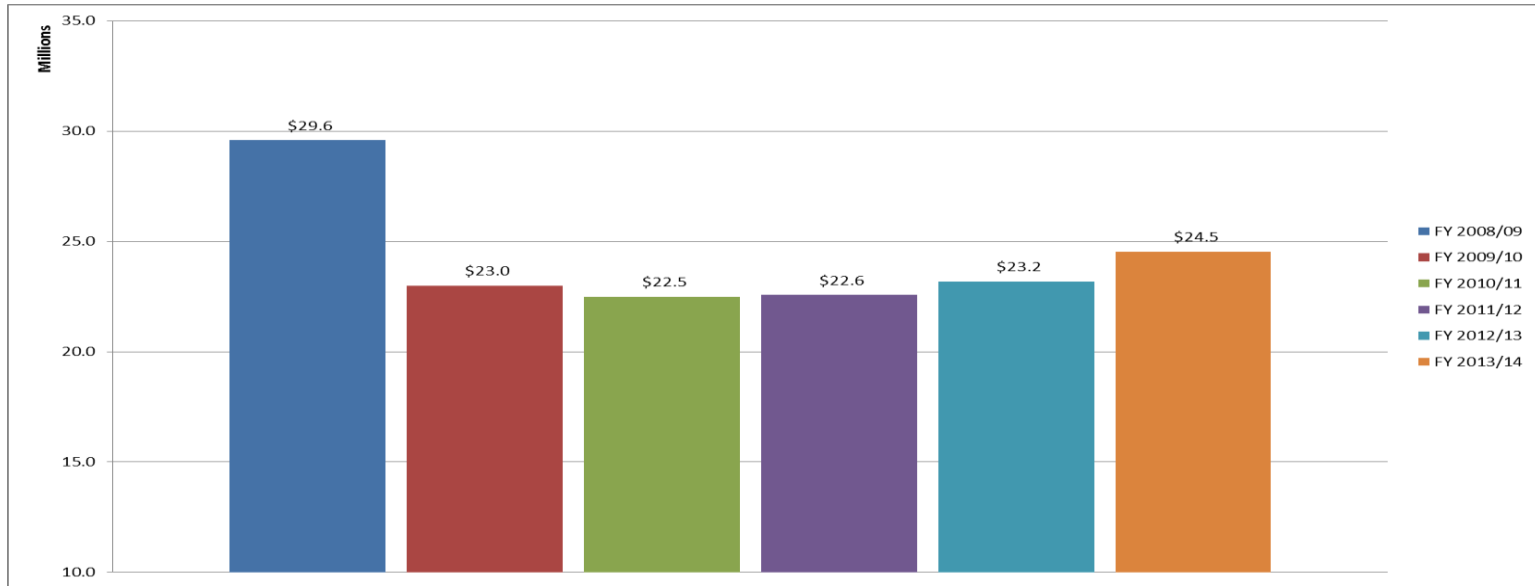
Historical General Fund Operating Results - Revenues

- Still recovering from recession
- Beginning to see modest growth



Historical General Fund Operating Results – Property Taxes

- Property Tax Revenues
 - An ad valorem tax on real property (City gets 11% of the 1% levy)

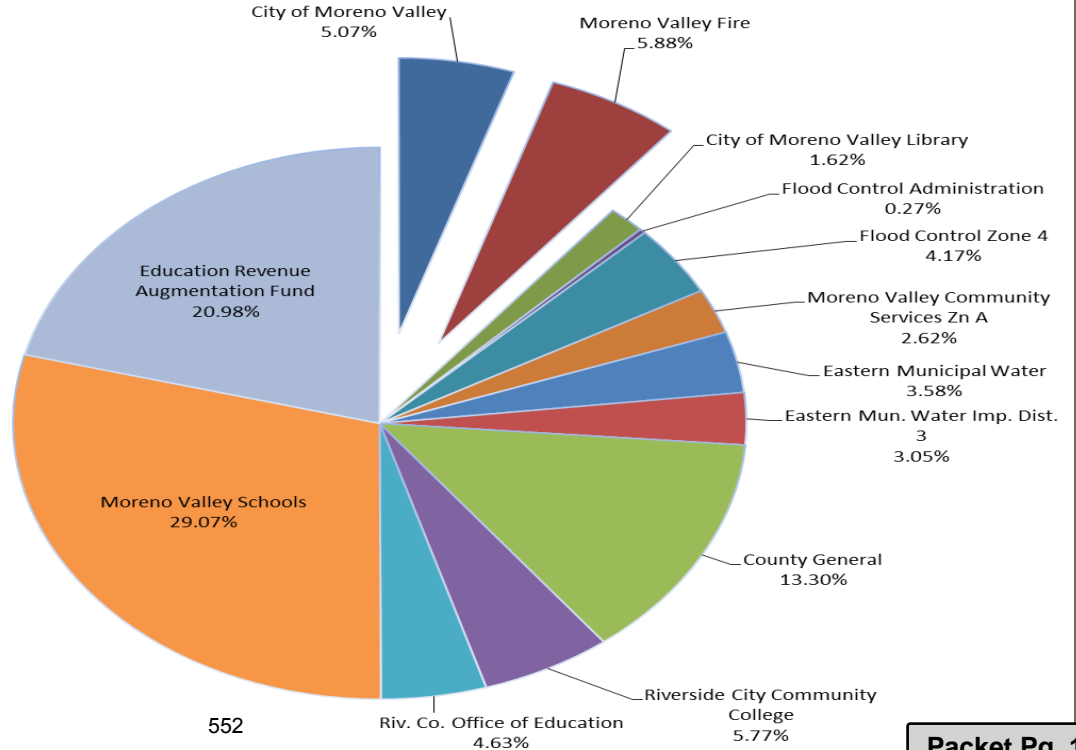


Average Residential Property Tax and Tax Distribution

Average Property Tax Revenues

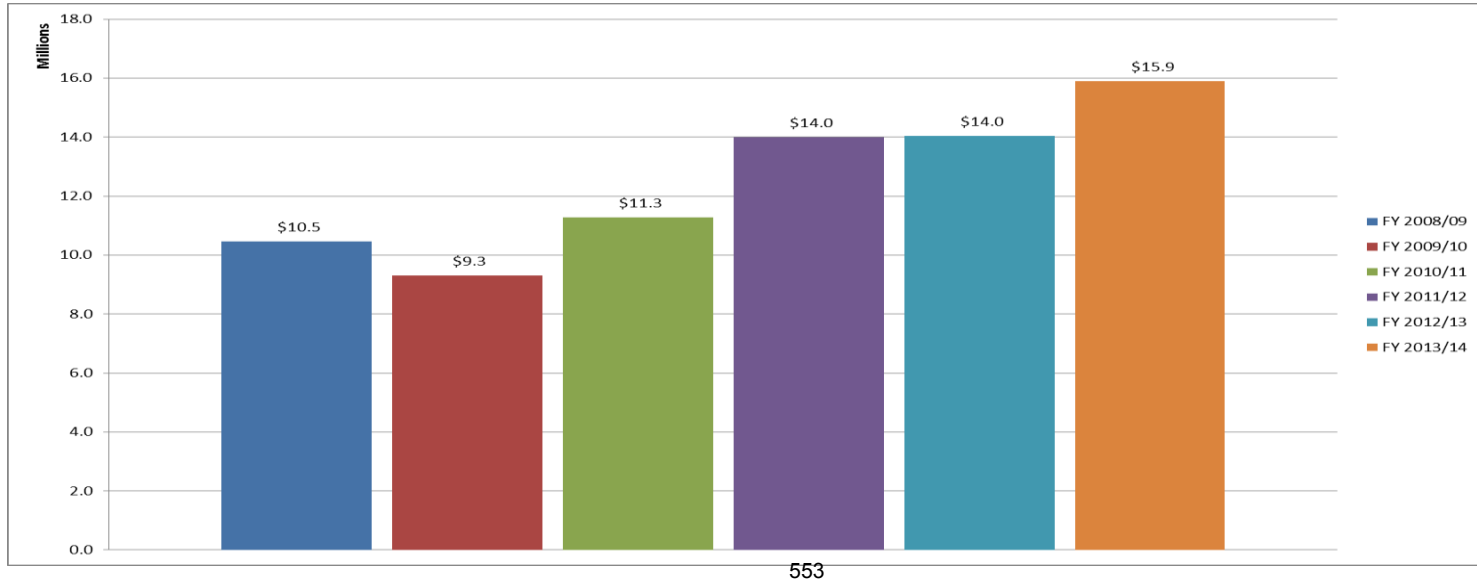
Taxable Assessed Value	\$	250,000
General Property Tax		1.00%
<hr/>		
Total Property Taxes		2,500
City of Moreno Valley		5.07%
Moreno Valley Fire		5.88%
<hr/>		
Total Moreno Valley		10.95%

Total City GF Share of Property Taxes **\$** **274**



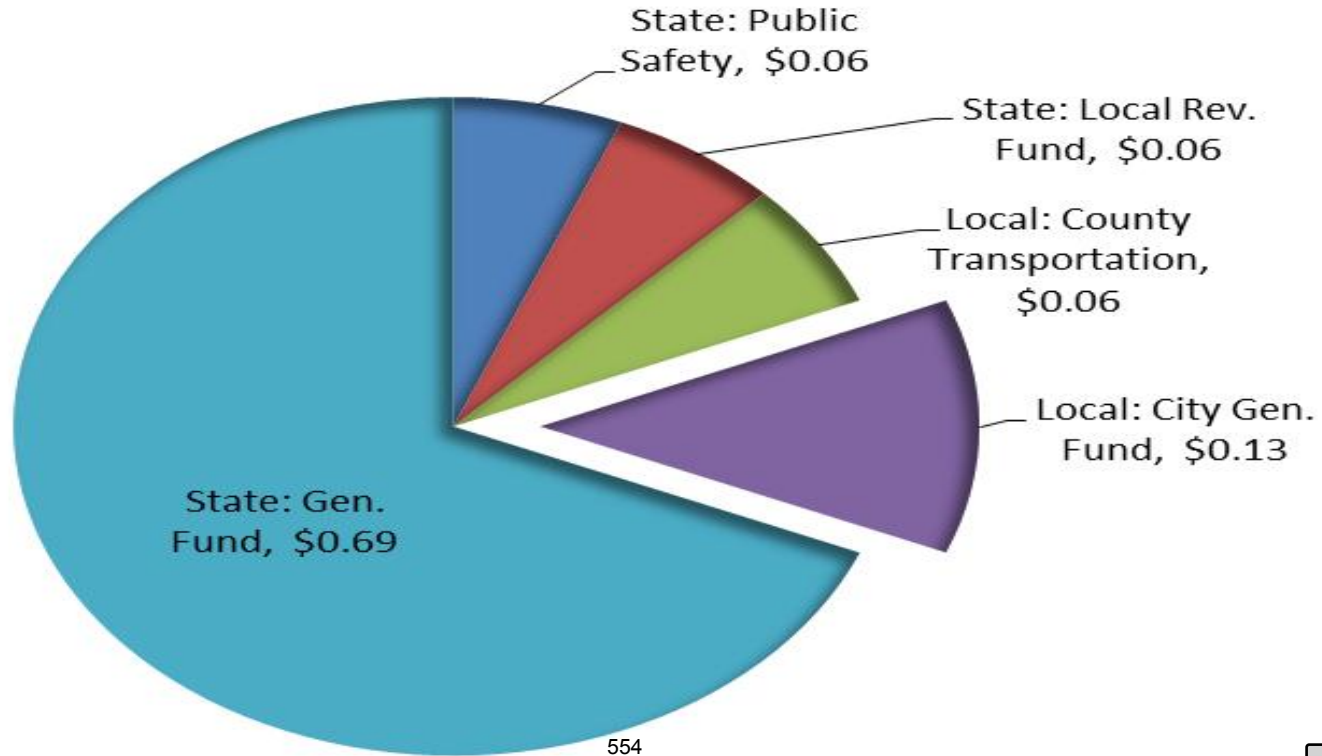
Historical General Fund Operating Results – Sales Tax

- Sales Tax Revenues
 - State and local tax on total retail price of tangible personal property
 - City's 1% share of the cumulative 8%



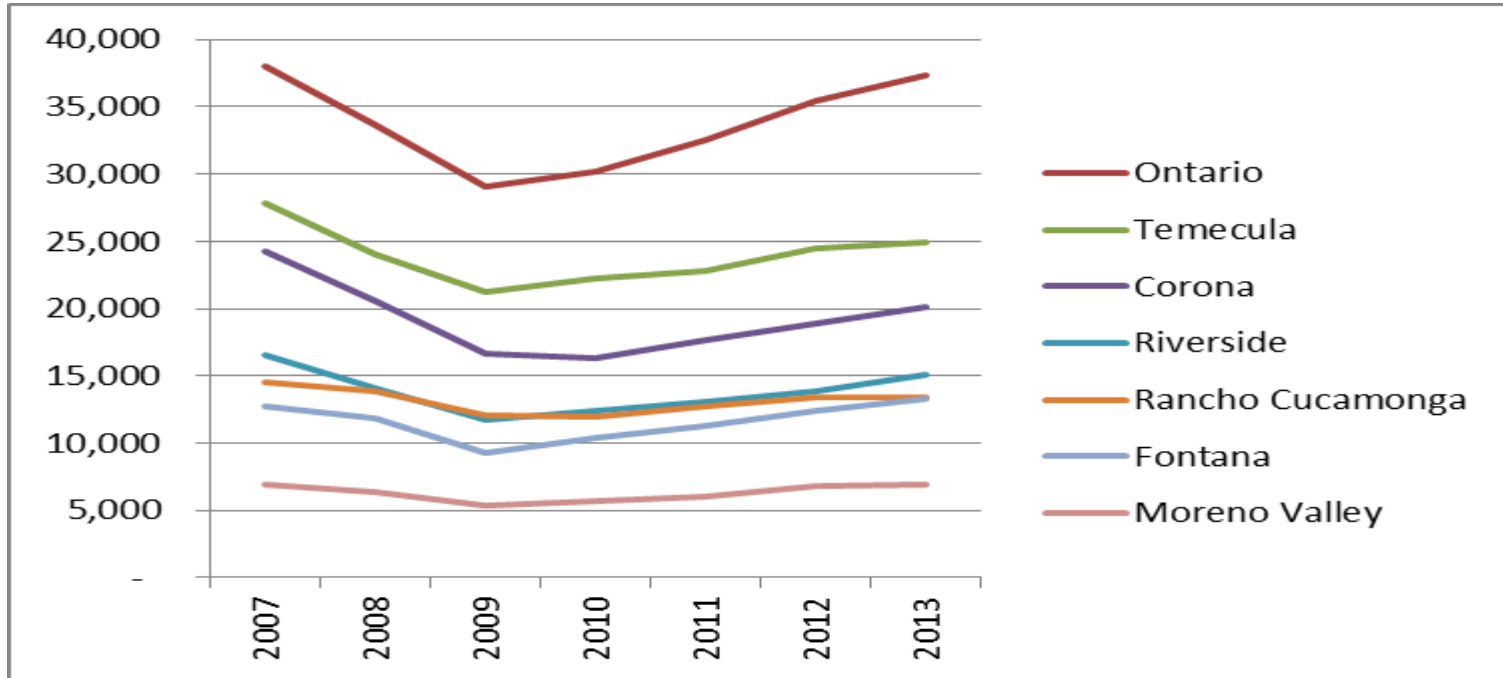
Sales Tax Rate Allocation

- Breakout of each \$1 of sales tax



Historical Sales Tax Comparison

- Average sales tax per capita

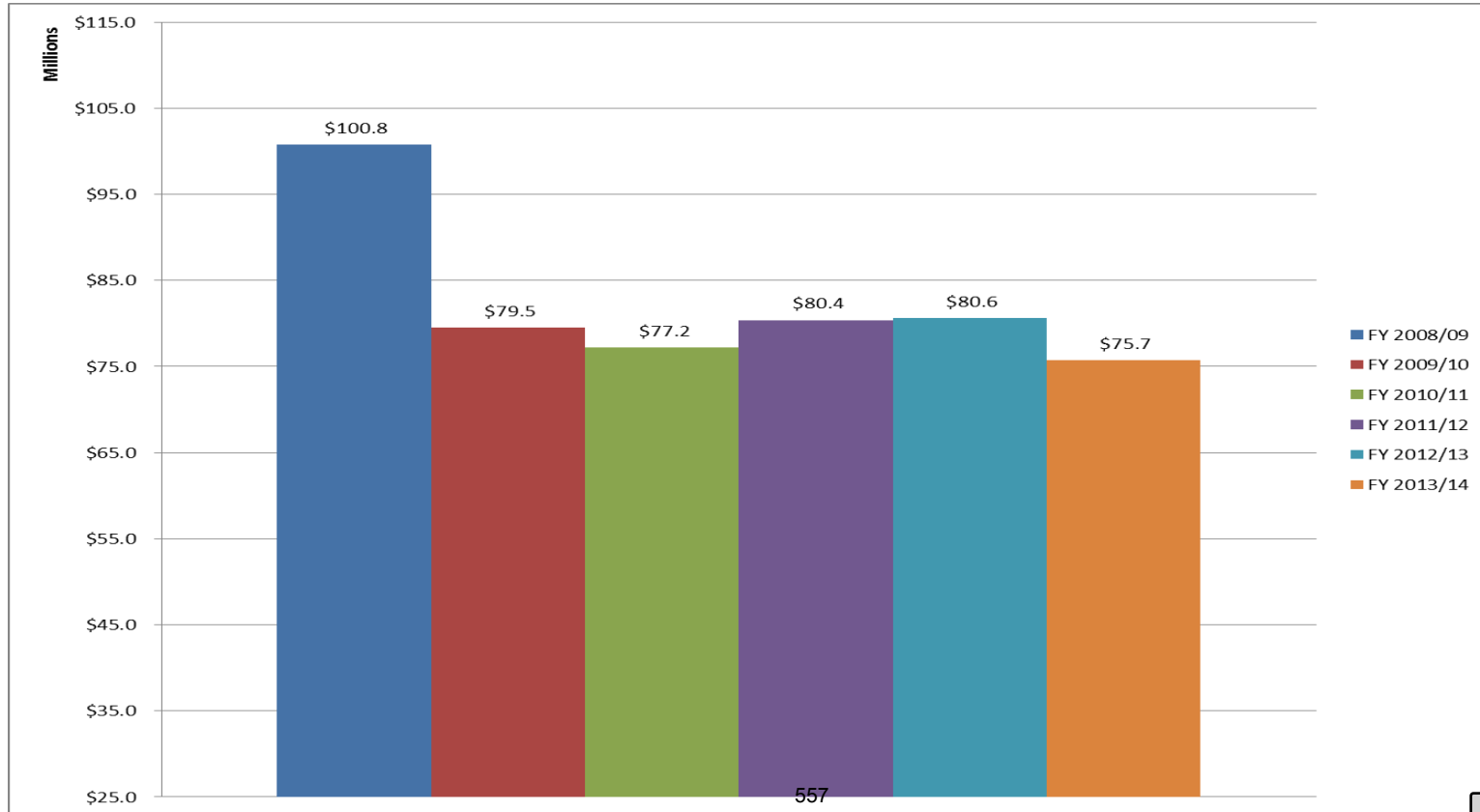


Historical General Fund Operating Results – Utility Users Tax

- Utility Users Tax Revenues
 - City tax on use of utility services (5.75%)

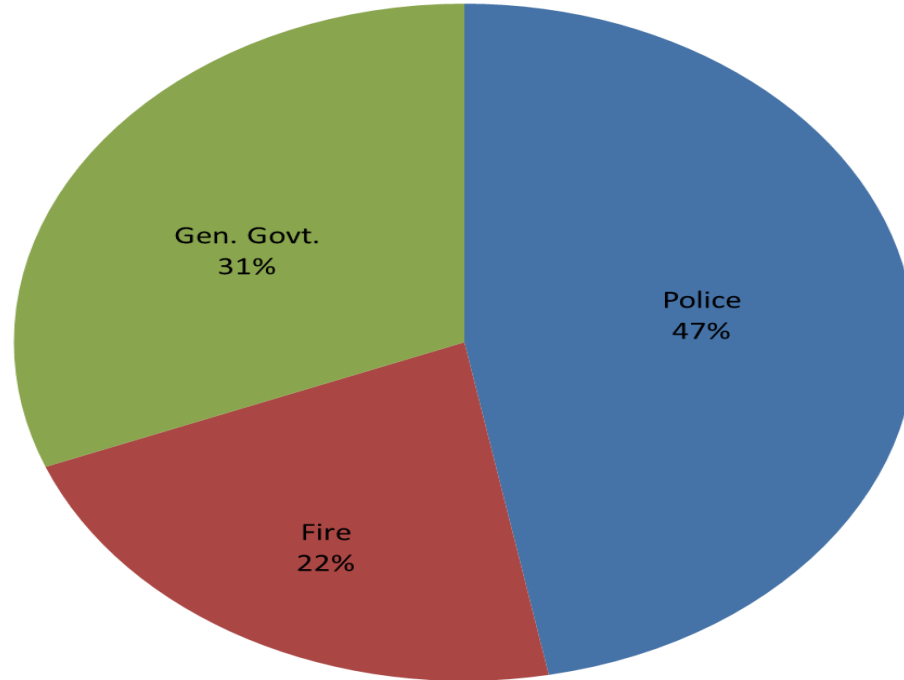


Historical General Fund Operating Results - Expenses



Historical General Fund Operating Results - Expenses

E.5.b

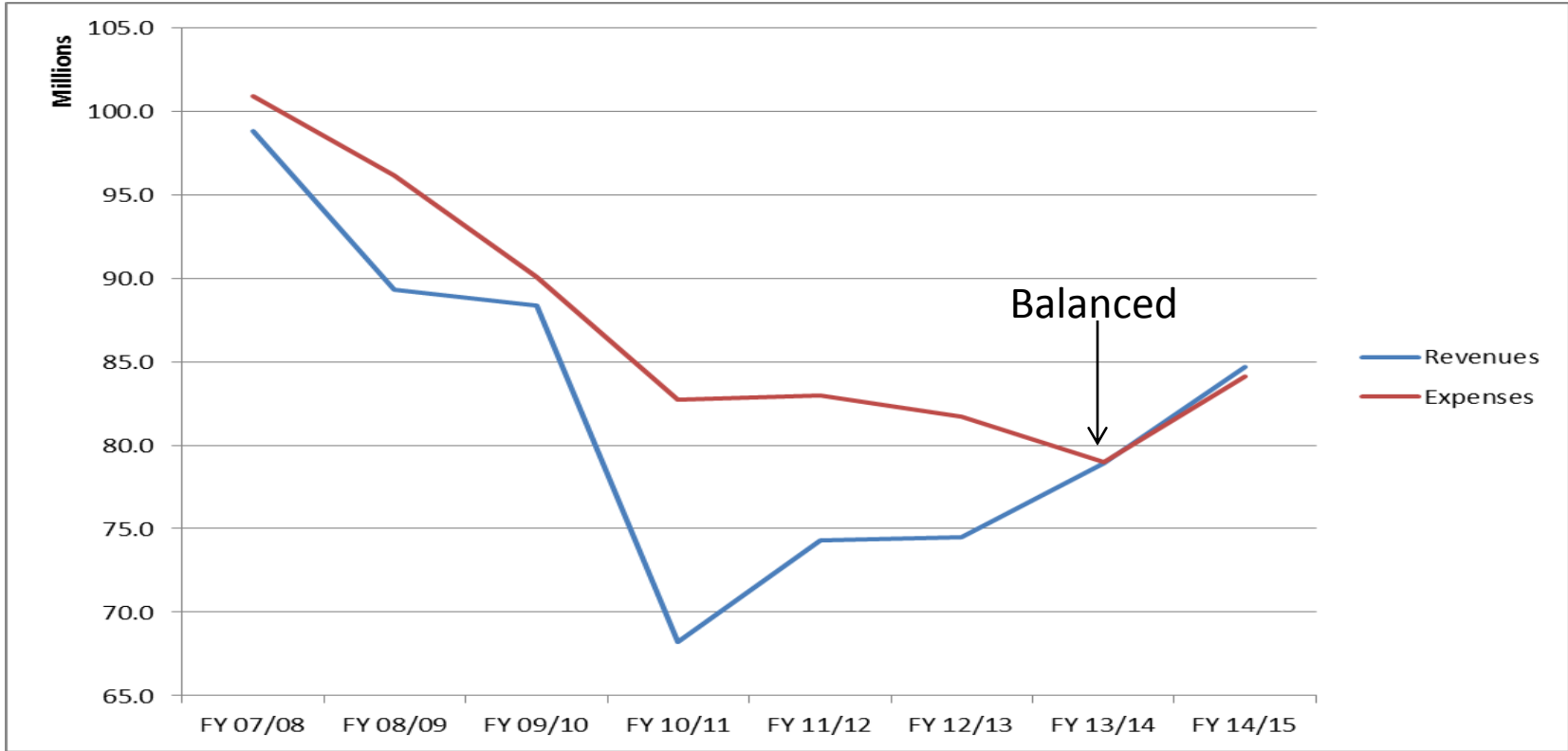


558

Attachment: Exhibit A - Proposed Budget Book [Revision 2]

Packet Pg. 1144

Historical General Fund Operating Results

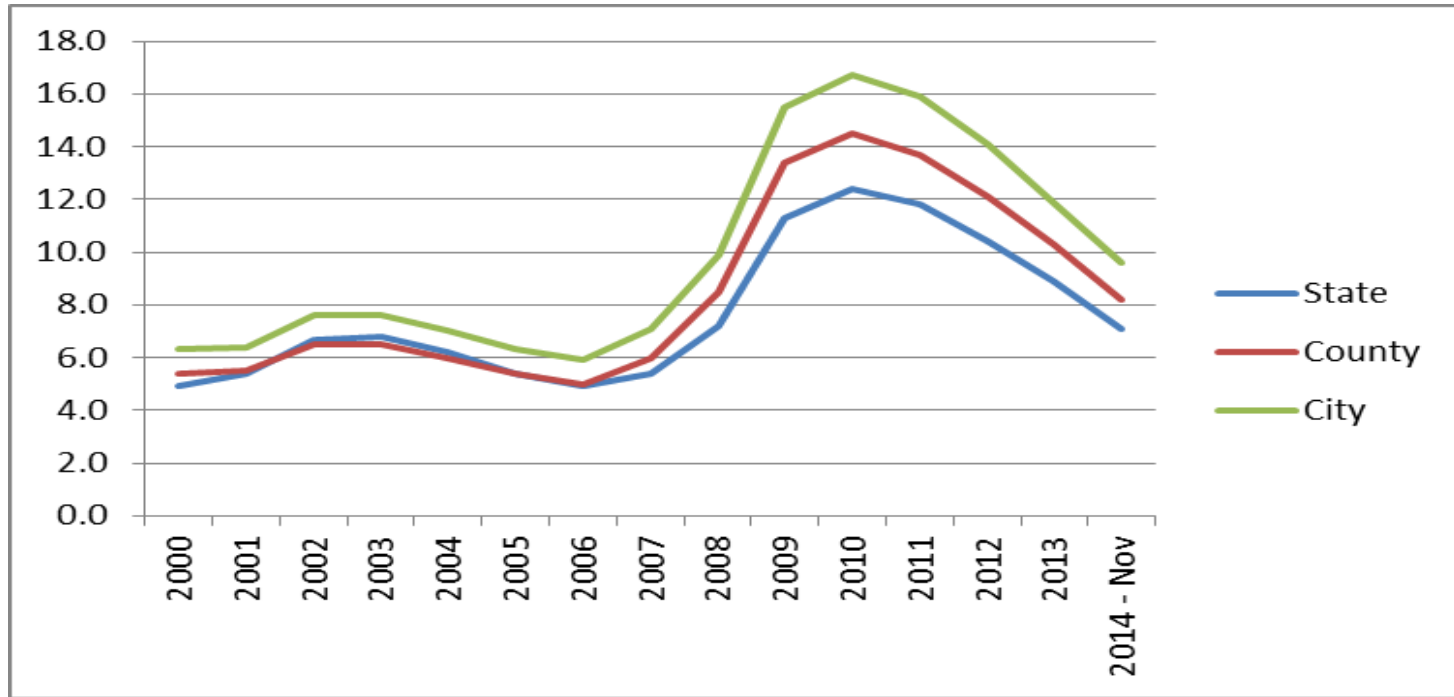


Economic Projections

- Economic factors used for forecasting
 - Unemployment Rates
 - General indicator of income stability
 - Consumer Price Index
 - Identifies future cost of goods and contracts
 - Historically averages approximately 2%
 - Home Values/Property Values
 - Indicator of property taxes

Economic Projections - Unemployment

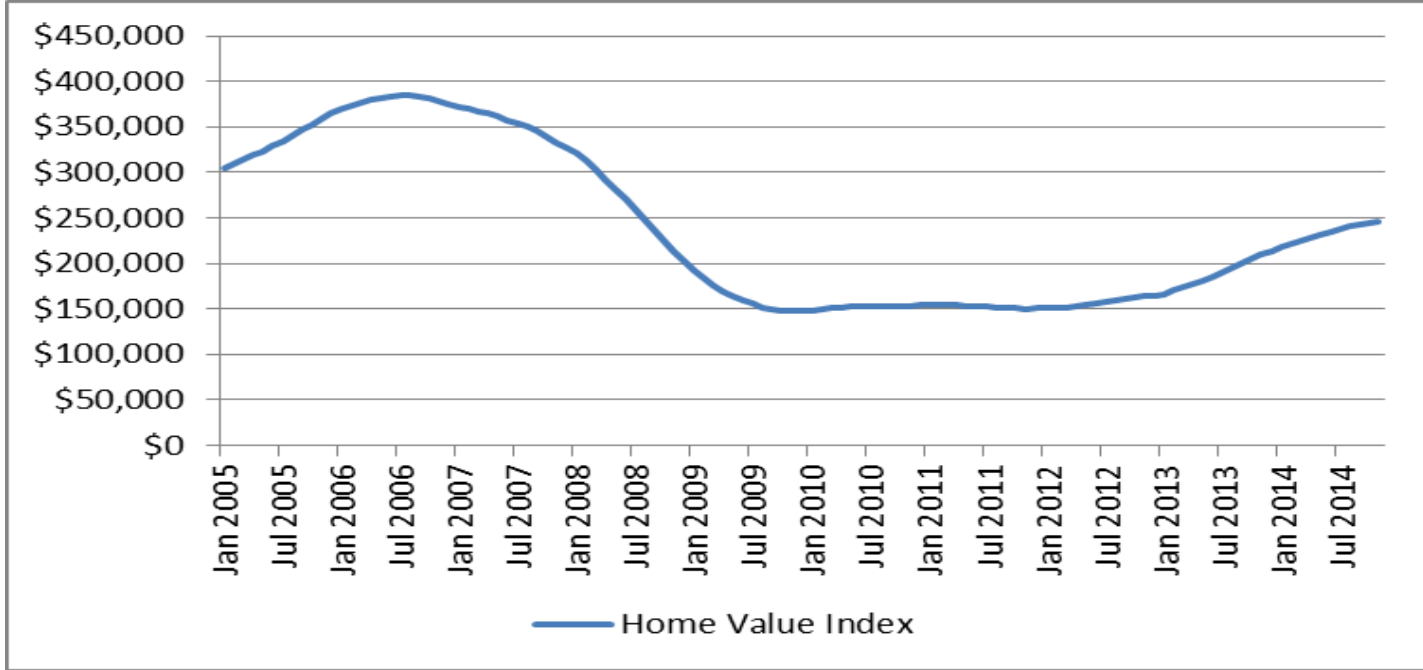
- Unemployment rates



Attachment: Exhibit A - Proposed Budget Book [Revision 2]

Economic Projections – Property Values

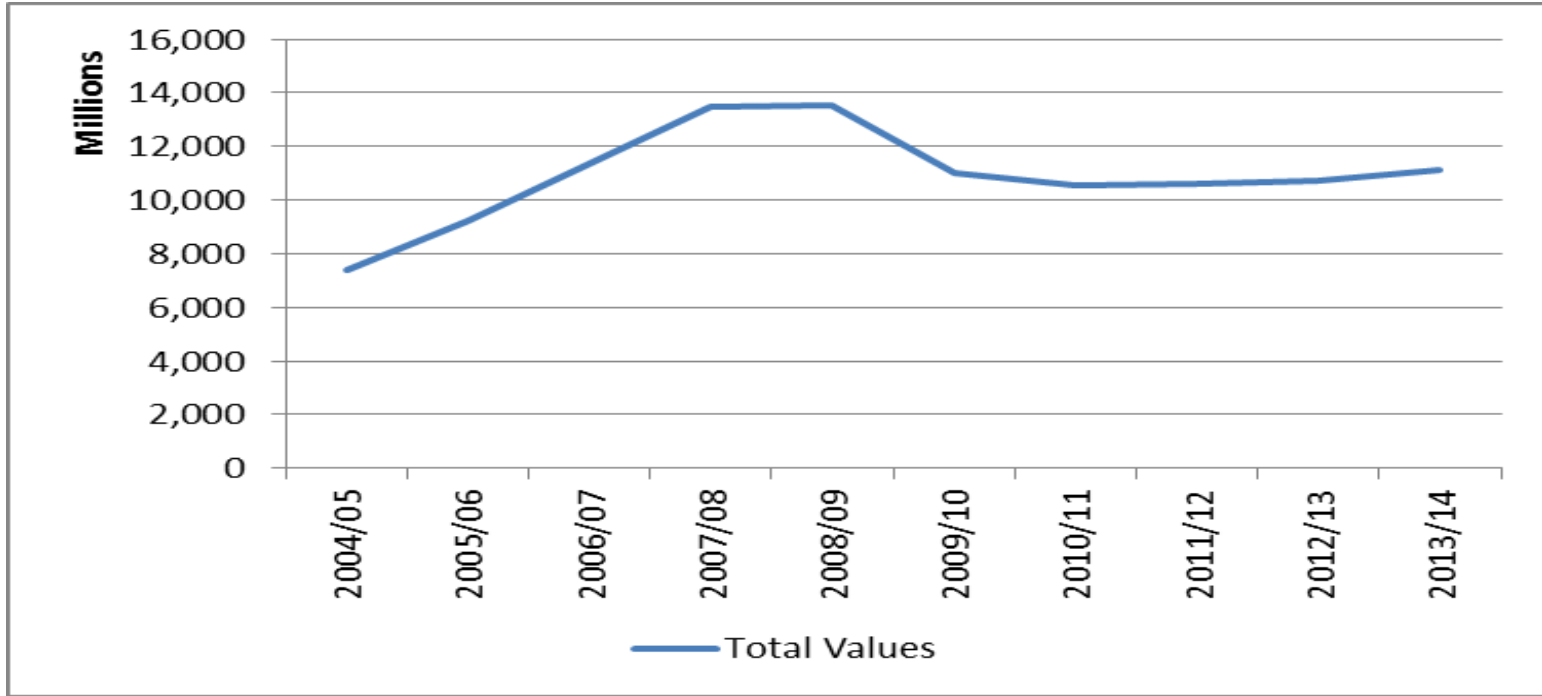
- Average Home Values



Attachment: Exhibit A - Proposed Budget Book [Revision 2]

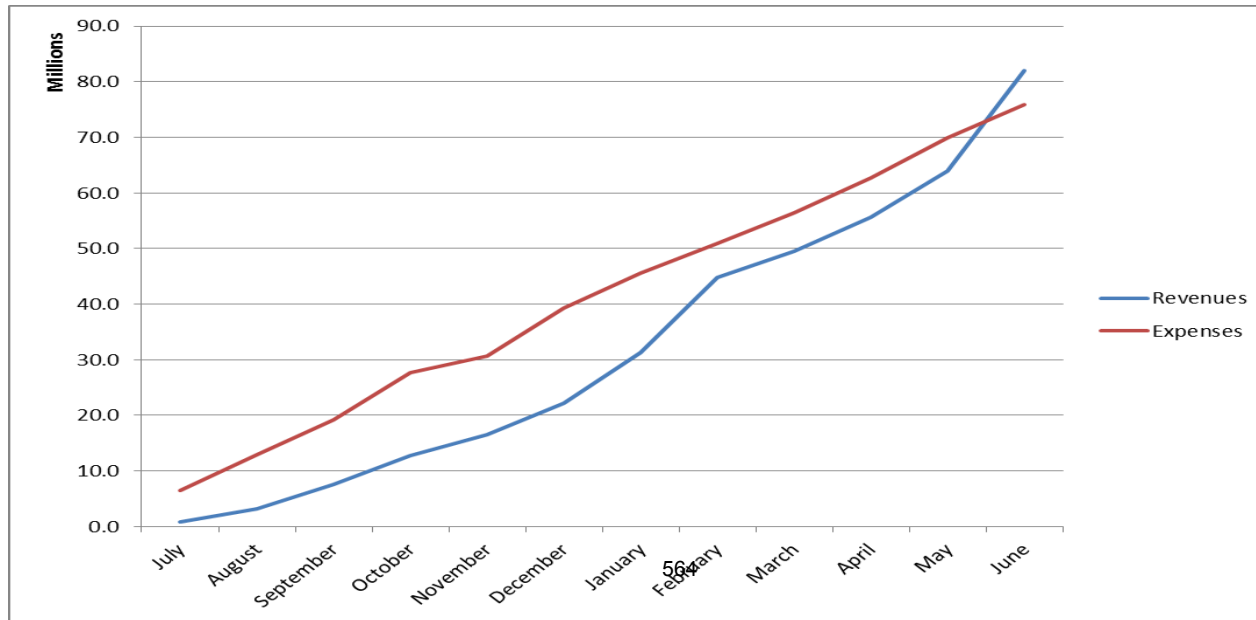
Economic Projections – Property Values

- Total property values



Fund Balances

- FY 2013/14 Unassigned Fund Balance \$27.5M
- Unassigned funds may be used to cover annual cash flow requirements and reserves.
- Cash flow – Largest variance between revenues and expenses \$17M or 20.4% requirement



Fund Balances

- Reserve Requirements
 - Based on experience
 - May be set by policy

Cash Flow	20.4%	17,000,000
Economic Uncertainty	14.0%	11,700,000
	34.4%	28,700,000
Emergency	8.3%	6,900,000
	42.7%	35,600,000

- Additional resources for Economic Uncertainty and Emergency Reserves may be funded through future General Funds savings.

Model Assumptions - Included

Fiscal Challenges and Assumptions – Addressed in Baseline Model 1:

- Contractual service cost estimated at 2% cost increase
- Vacancy factor of \$1.5 million (M) for Police, Fire and staff vacancies for FY 15/16, increased to \$2.25M for FY 16/17
- Fund the accrued leave balance of \$6.5 million, transfer out \$500,000 in FY 15/16 (not include in later years)
- Annual Public Safety Contract Increases – Police and Fire
 - Assume a 10% annual Police contract increase and a 5% Fire contract increase
 - Each additional 1% adds about \$360,000 annually for Police and \$145,000 annually for Fire
- General Fund subsidy for street lights
 - Approximately \$.5 million for next two years, then increasing to approx. \$1M
 - Southern California Edison requesting rate increase of approx. 17% or approx. \$210,000
- Anticipated City pension cost increases
 - Beginning FY 15/16 additional 3.756%, FY 16/17 - 6.6%; 5% compounded annually thereafter (\$22.6M salaries = \$849,000 - \$1,491,000)

Model Assumptions – Not Included

Fiscal Challenges – Not Addressed in Baseline Model 1:

- Any staffing increases for positions previously lost, including Police, Fire, and City staff.
- Funding for any additional staff or services
 - Increasing Animal Services operations to six days a week
 - Position for the implementation and ongoing operation of the new CEDD software
 - Library Capital and Operating for new Library facility
- Fire Stations, equipment and staffing to address commercial and retail growth
 - Add fire station and equipment in the south industrial area to meet current demands
 - Annual operating costs estimated at \$2,000,000
 - Add fire station and equipment in the east end based on development requirements
- Police services:
 - Funding for the establishment of a reverse 911 system
 - The addition of any new officers or reclassification of Community Service Officers I to CSO II

Model Assumptions – Not Included

Fiscal Challenges – Not Addressed in Baseline Model 1:

- The restoration of funding for deferred infrastructure maintenance during the fiscal downturn
 - \$2M of cost allocated to Gas Tax fund (Crossing Guards and Staff)
 - Measure A dedicated to debt service payments
 - Street Arterial Development Impact Fees (DIF) debt - \$1.1M annually (matures 11/35)
 - Cert. of Participation debt - \$1.4M annually (matures 6/39)
- The General Fund's annual obligation to guarantee debt service payments on the 05 Lease Revenue Bonds
 - Police DIF payment allocation \$670,000 annually (matures 11/35)
 - Fire DIF payment allocation \$250,000 annually. FY 14/15 first year of shortfall (matures 11/35)
- New cost increases to meet increasing demands of the National Pollutant Discharge Elimination System (NPDES)
- Restore Funding for Technology Services
 - Collect additional cost allocation to fully fund \$500,000 annually to GF (\$900,000 annually City-wide)
- Need to rebuild and re-establish reserves

Model Results – Revenues and Expenses

	FY 15-16	FY 16-17	FY 17-18	FY 18-19	FY 19-20
	Estimated	Estimated	Estimated	Estimated	Estimated
Total General Revenues	\$ 87,138,796	\$ 91,222,463	\$ 93,945,315	\$ 96,410,188	\$ 98,950,935
Total General Government Exp.	86,994,201	91,147,515	96,541,650	101,829,256	107,485,607
Variance	\$ 144,595	\$ 74,948	\$ (2,596,335)	\$ (5,419,068)	\$ (8,534,672)

Model Results – Revenues and Expenses

	FY 20-21	FY 21-22	FY 22-23	FY 23-24	FY 24-25
	Estimated	Estimated	Estimated	Estimated	Estimated
Total General Revenues	\$ 101,396,164	\$ 103,917,262	\$ 106,516,853	\$ 109,197,656	\$ 111,962,493
Total General Government Exp.	111,892,846	116,511,440	121,351,672	126,424,330	131,740,731
Variance	\$ (10,496,682)	\$ (12,594,177)	\$ (14,834,819)	\$ (17,226,674)	\$ (19,778,239)

Model Results - Revenues

	FY 15-16	FY 16-17	FY 17-18	FY 18-19	FY 19-20
	Estimated	Estimated	Estimated	Estimated	Estimated
<u>General Fund Revenues</u>					
Taxes:					
Property Tax	\$ 12,054,599	\$ 13,109,321	\$ 13,877,932	\$ 14,209,880	\$ 14,550,127
Property Tax in-lieu	15,359,500	15,820,285	16,215,792	16,621,187	17,036,717
Utility Users Tax	15,771,120	16,092,542	16,420,393	16,754,801	17,095,897
Sales Tax	19,269,321	20,886,866	21,677,460	22,513,570	23,383,113
Other Taxes	8,757,905	9,076,155	9,401,349	9,739,028	10,089,707
Licenses & Permits	1,554,584	1,585,576	1,617,187	1,649,431	1,682,320
Intergovernmental	280,350	280,704	281,061	281,421	281,785
Charges for Services	9,217,339	9,490,810	9,567,750	9,748,229	9,932,318
Use of Money & Property	3,964,600	3,964,600	3,964,600	3,964,600	3,964,600
Fines & Forfeitures	612,565	618,691	624,878	631,126	637,438
Miscellaneous	219,400	219,400	219,400	219,400	219,400
Transfers In	77,513	77,513	77,513	77,513	77,513
Total General Revenues	\$ 87,138,796	\$ 91,222,463	\$ 93,945,315	\$ 96,410,188	\$ 98,950,935
	\$ 4,009,129	\$ 4,083,667	\$ 2,722,852	\$ 2,464,873	\$ 2,540,747
	4.8%	4.7%	3.0%	2.6%	2.6%

Model Results - Revenues

	FY 20-21	FY 21-22	FY 22-23	FY 23-24	FY 24-25
	Estimated	Estimated	Estimated	Estimated	Estimated
<u>General Fund Revenues</u>					
Taxes:					
Property Tax	\$ 14,898,880	\$ 15,256,352	\$ 15,622,761	\$ 15,998,330	\$ 16,383,288
Property Tax in-lieu	17,462,635	17,899,200	18,346,680	18,805,347	19,275,481
Utility Users Tax	17,269,856	17,445,555	17,623,010	17,802,240	17,983,263
Sales Tax	24,287,438	25,227,935	26,206,053	27,223,295	28,281,227
Other Taxes	10,453,923	10,832,235	11,225,228	11,633,513	12,057,727
Licenses & Permits	1,715,866	1,750,083	1,784,985	1,820,585	1,856,896
Intergovernmental	282,153	282,525	282,900	283,279	283,662
Charges for Services	10,120,088	10,311,614	10,506,970	10,706,234	10,909,482
Use of Money & Property	3,964,600	3,964,600	3,964,600	3,964,600	3,964,600
Fines & Forfeitures	643,812	650,250	656,753	663,320	669,953
Miscellaneous	219,400	219,400	219,400	219,400	219,400
Transfers In	77,513	77,513	77,513	77,513	77,513
Total General Revenues	\$ 101,396,164	\$ 103,917,262	\$ 106,516,853	\$ 109,197,656	\$ 111,962,493
	\$ 2,445,229	\$ 2,521,099	\$ 2,599,591	\$ 2,680,803	\$ 2,764,837
	2.5%	2.5%	2.5%	2.5%	2.5%

Model Results - Expenses

	FY 15-16	FY 16-17	FY 17-18	FY 18-19	FY 19-20
	Estimated	Estimated	Estimated	Estimated	Estimated
<u>General Fund Expenditures</u>					
General Government:					
City Council	\$ 684,499	\$ 703,476	\$ 721,811	\$ 740,849	\$ 760,617
City Clerk	636,923	654,699	672,035	689,979	708,555
City Attorney	899,989	926,031	951,431	977,721	1,004,935
City Manager	1,971,728	2,028,411	2,083,377	2,140,379	2,199,498
Admin Services	4,049,199	4,148,947	4,245,261	4,345,285	4,449,168
CEDD	6,147,396	6,317,861	6,482,824	6,654,015	6,831,681
Finance	3,561,597	3,666,820	3,768,551	3,874,155	3,983,788
Fire	18,908,882	19,732,141	20,590,981	21,492,014	22,437,325
Police	42,080,085	46,045,010	49,534,763	53,303,403	57,373,231
Public Works	4,745,632	4,865,849	4,982,347	5,103,188	5,228,541
Non-Departmental	3,308,270	2,058,270	2,508,270	2,508,270	2,508,270
Total General Government Exp.	86,994,201	91,147,515	96,541,650	101,829,256	107,485,607
	\$ 3,669,601	\$ 4,153,314	\$ 5,394,135	\$ 5,287,606	\$ 5,656,351
	4.4%	4.8%	5.9%	5.5%	5.6%

Model Results - Expenses

	FY 20-21	FY 21-22	FY 22-23	FY 23-24	FY 24-25
	Estimated	Estimated	Estimated	Estimated	Estimated
<u>General Fund Expenditures</u>					
<u>General Government:</u>					
City Council	\$ 781,145	\$ 802,463	\$ 824,603	\$ 847,598	\$ 871,484
City Clerk	727,786	747,697	768,315	789,667	811,781
City Attorney	1,033,107	1,062,276	1,092,478	1,123,754	1,156,145
City Manager	2,260,816	2,324,422	2,390,404	2,458,858	2,529,881
Admin Services	4,557,066	4,669,141	4,785,562	4,906,503	5,032,148
CEDD	7,016,080	7,207,482	7,406,166	7,612,424	7,826,559
Finance	4,097,611	4,215,791	4,338,505	4,465,934	4,598,268
Fire	23,429,104	24,469,647	25,561,367	26,706,793	27,908,583
Police	60,123,274	63,010,740	66,042,496	69,225,754	72,568,086
Public Works	5,358,587	5,493,511	5,633,506	5,778,774	5,929,526
Non-Departmental	2,508,270	2,508,270	2,508,270	2,508,270	2,508,270
Total General Government Exp.	111,892,846	116,511,440	121,351,672	126,424,330	131,740,731
	\$ 4,407,239	\$ 4,618,594	\$ 4,840,232	\$ 5,072,658	\$ 5,316,402
	4.1%	4.1%	4.2%	4.2%	4.2%

Potential Future Funding Sources

- Sales Tax Measure
 - State and local tax on total retail price of tangible personal property
 - Each 1% increase is approx. \$12M
- Transient Occupancy Tax (TOT)
 - Tax collected from temporary hotel occupants
 - The tax rate set at the time of City incorporation was 8%, which it remains at today
 - Most neighboring cities are at 10% or higher
 - Each 1% increase is approx. \$125,000
- Parcel fees and taxes (e.g. streetlight parcel fees, Community Facilities District, Landscape Lighting Maintenance District)
- Regardless of funding source, the City would need to determine priorities for any future funding sources

Financial Updates FY 2014/15

- March 2015: Mid-Year Budget Adjustments and Budget review

FY 2015/16-2016/17 Budget Process

- Dec. 2014 – May 2015: Council Briefings
- **February 3, 2015:** **Long Range Business Projections / Fiscal Challenges**
- Jan. – March 2015: Study Sessions
- April – June 2015: Public Hearings
- June 2015: Budget Adopted

**City of Moreno Valley
Long Range Business Plan (LRBP)
General Fund
January 2015**

The City of Moreno Valley incorporated on December 3, 1984 during a significant housing boom in California. The City's population has grown from 58,300 in January 1985 to a current population of 199,258 as of January 2014.

The City of Moreno Valley, the second largest city in Riverside County, is on a path to remain fiscally sound and continues to maintain a good credit rating. The City's credit rating by Standard & Poor's was raised to A+ on October 30, 2014. The City needs to plan for the financial future to take advantage of opportunities and manage the many financial challenges affecting the community today and in the future. The plan is based on established City Council goals and approved plans, such as the Economic Development Action Plan and the Two-Year Budget, to ensure they work in concert together. Appropriate financial policies are also considered to ensure the plan will direct the City toward a strong and prosperous financial future.

In the wake of the Great Recession, the City had substantially reduced the General Fund expenditures and staffing levels in an effort to successfully manage the City's General Fund finances and achieve a balanced budget while faced with rapidly declining revenues. As revenues stabilized and with the end of the recession, the City Council and Executive Management team remain focused on the strategic use of revenues and fund balances to maintain a balanced budget.

The stabilization of the General Fund revenues presents an opportunity to look toward the future to review and establish the City's long term financial direction. Long range financial planning is an integral step in the visioning and goal setting process of a well-run government agency. This plan discusses the goals and strategies of the organization and translates them into a financial context, using financial modeling to frame the fiscal policies and potential for the longer term period. This document will provide the baseline that allows policymakers to test and model the impacts to the organization of various choices and decisions that will be faced in the near term and into the future.

Current Long Term Planning

City Council Goals

In the spring of 2011, the City Council established their prioritized goals, and a corresponding action plan. The prioritized goals, which were initially approved on June 14, 2011 and reconfirmed February 2, 2013, are directed in five key areas:

- 1 Job Development, including maximizing vacant land in support of this goal
- 2 Focus on Medical Corridor and Health Services/Educational Opportunities
- 3 Maximize Transportation and Infrastructure Opportunities

- 4 Economic and Tax Base Development
- 5 Enhance City Image

The Council also approved actions and tasks related to each goal to direct staff toward successfully achieving these Council directives. These key goals have driven the planning and action plans developed subsequent to their adoption.

Economic Development Action Plan

In April 2011, the City adopted a two-year Economic Development Action Plan to act as a short term strategic plan to help guide the City's economic development efforts in five geographic areas including 1) Towngate, 2) Centerpointe Business Park, 3) South Moreno Valley Industrial Area, 4) Rancho Belago – East Moreno Valley, and 5) City Center. Additionally, the Economic Development Action Plan helped focus Capital Improvement Plan Funding on projects that can help advance economic Development efforts. During the two-year period of the action plan much has been accomplished in the five geographic areas including significant project advancement and job creation.

The new three-year Economic Development Action Plan (2013-2016) was presented to the City Council on April 2, 2013 and has been formulated to build upon the prior action plan, but continues to push many more economic development efforts including even more job creation. The current plan is under review and being updated for a future discussion at a City Council Study Session in February 2015. The current three-year action plan presents the following:

- A new three-year action plan would expand the focus to nine geographic areas including 1) Edgemont, 2) Towngate, 3) Festival, 4) Sunnymead Blvd., 5) Centerpointe Business Park, 6) South Moreno Valley Industrial Area, 7) City Center & Medical/Health Corridor, 8) World Logistics Center at Rancho Belago, and SR 60 East Corridor.
- The action plan also includes fourteen objectives aimed at increasing the overall economic development efforts with 1) Business Attraction, 2) Business Retention, and 3) Business Expansion.

The Economic Development Action Plan continues to focus on both job development and tax base growth. Action items included re-sequencing and advancing capital projects to create the infrastructure and environment to attract and facilitate commercial and retail development in the Central and Easterly parts of the City. The plan includes actions that focus on continuing to build commercial and retail growth and stability in existing centers. This plan is designed to leverage current economic development efforts and deliver projects within the next two to three year period and beyond as businesses develop along the improved corridor.

This plan recognizes that residential development is not an option to pursue in the short term due to two factors. First, the City's low tax base cannot support additional residential development and provide the related City-funded services. Second, the real

estate market is slowly recovering and median home values are still at only approx. 70% of the highs in 2006-2007 and not expected to fully rebound in the foreseeable future.

This is an opportune time for the City to focus on the development of jobs and tax base through an aggressive pursuit of commercial and retail development. The two markets that are seeking to expand currently include logistics/distribution centers and health care. The City is prepared to be in position to take advantage of opportunities in the healthcare industry with capital improvements recently completed in a healthcare corridor.

The City Council, City Manager's Office, Community and Economic Development Department, related support staff are focusing tremendous effort to achieve significant economic development and job creation within our City. Making Moreno Valley the place to do business is our objective and the catalyst to full economic recovery for our community.

The Long Range Business Plan identifies the results already realized from these efforts and anticipates others that will be delivered during the next few years. These are known projects that have commenced and will be operating within this timeframe. Additionally, the LRBP includes estimates from new taxes as a result of expected economic growth and new development during the next ten years, through June 2025. The impacts of these assumptions are estimated and presented in the LRBP Model Results section of this report.

Two-Year Adopted Budget

The City Council adopted the Two-year Budget for FY 2013/14 and 2014/15 on June 11, 2013. The two-year budget established the appropriations necessary to balance the General Fund budget. The reductions approved for FY 2013/14 were implemented to ensure that all departments were operating within the reduced budget constraints. The two-year budget process has worked very well during the gradual economic recovery, providing the framework to stay the course and ensure a budget balanced.

Revenues have exceeded projections, allowing staff to do an abbreviated update process for the second year of the plan, FY 2014/15. The two-year budget has provided a flexible structure to quickly and strategically adapt and prevent unnecessary reductions in services as revenues recover. The improved revenues allowed Council to address increased contract and other expenditures, while staying on track with delivering a balanced budget.

Having a two-year plan in place also allowed staff to spend more time on service delivery and ongoing projects instead of recreating a completely new budget. The time savings and benefit to both staff and City Council has been tremendous. This has been particularly helpful as the City staff manages a heavy workload with reduced staffing levels.

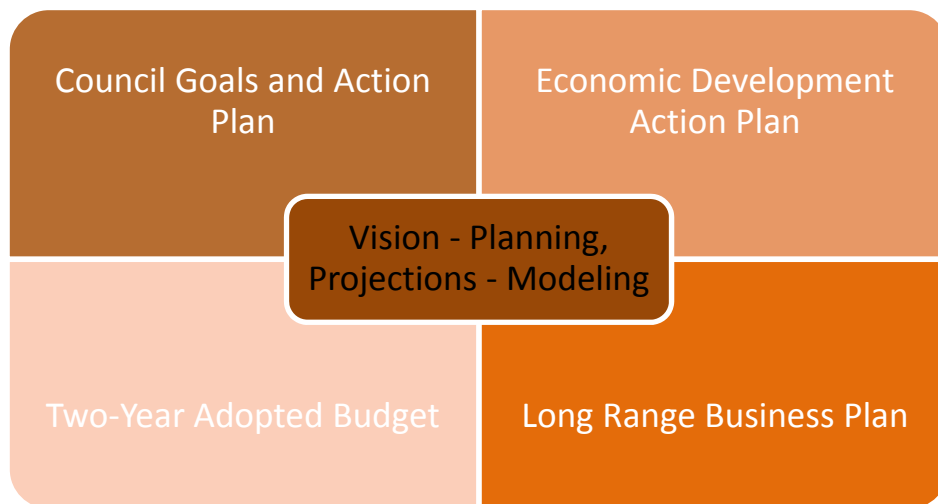
As staff is managing the second year of the two-year budget, the process for the next

budget cycle began in fall of 2014. Staff is recommending a two-year budget for FY 2015/16 through 2016/17. Staff is considering this option due to the slow, but steady, growth in the economy and revenues, making the budgeting for current core services very stable. The City Council will continue to receive updated revenue estimates and recommendations for service adjustments and expenditure modifications for consideration at mid-year and with each new Fiscal Year. The two-year budget provides a stable, consistent, yet dynamic structure to quickly respond to economic changes, while using the LRBP to prepare for and anticipate the recommendations, making the process more efficient for both staff and Council.

LONG RANGE BUSINESS PLAN (LRBP)

This long range plan links together the vision and direction of the Council Goals and action plan, the Economic Development Action Plan and the current Adopted Two-Year Budget for Fiscal Years 2013/14 and 2014/15 to model the long range financial impact and success of these plans. The report discusses the revenue and expenditure challenges facing the City over a ten-year period, modeling results through June 2025. It provides a financial model and basis on which to determine the sensitivity and impact to the General Fund financial position as the Council considers financial policies, economic changes, new services, projects, and other decisions impacting the General Fund. The LRBP depicts the transition from the Great Recession, through slow economic growth and recovery, to a period in which our community will reap the benefits from the long-term fiscal decisions made today.

As the following chart illustrates, the long term planning structure is complex, but it is necessary to dedicate the time to create a vision and understanding of the continuing impacts of today’s actions and investments. There are immediate benefits that will be realized from recent economic development efforts within the next three years. These are commercial projects primarily in the southern portion of Moreno Valley, as well as expanding retail development throughout the City.



The Council has also directed significant infrastructure improvements in the Central and Eastern sectors of the City. The benefits of these investments in terms of job development and tax base improvement are being realized currently will have an impact throughout the LRBP period as commercial and retail projects and support businesses emerge from these investments.

The City Council Goals are clear in directing the focus to create jobs through appropriate commercial and retail development. This is timely, since the lag in residential development makes this a very good emphasis for the City while the real estate markets and credit markets are stabilized and reenergized The City is also focused on improving and building the tax base, which has historically lagged behind other comparable cities in the region.

The report provides projections of revenues through 2025, including estimates for new revenue to be generated from Economic Development activity realized as a result of the Economic Development Action Plan. The LRBP discusses the historical and current revenue challenges the City faces, and how current and future plans address these issues.

The LRBP also illustrates difficult expenditure choices. It presents the opportunities for the Council to choose and prioritize how to apply new or increased revenues as they are realized. The need to enhance existing and establish new reserves to weather the next economic downturn is also discussed. The needs and choices are many, making the decisions challenging. However, the choices reveal that the future is bright and the opportunities are significant for the City as the direction to capitalize on commercial and retail business development begins to pay off for the citizens of Moreno Valley.

Status and Direction of the Economy

The federal, state and local economies continue a slow, gradual pace of growth. Although many factors remain positive indicating that stronger than anticipated growth could occur in the future, significant growth restricting factors remain, such as the instability in European markets, massive federal debt and the willingness of banks to loan available capital. These negative issues not only are constraining market growth, but may have direct negative impacts on local government revenues.

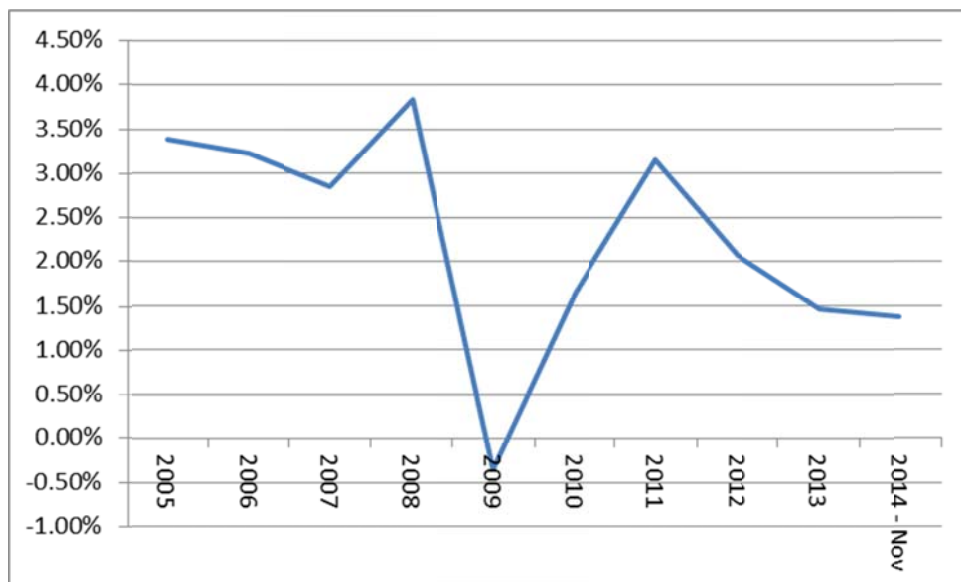
Staff has considered factors affecting the overall economy when preparing the LRBP. Economic research experts Beacon Economics remains relatively bullish on the national economy and believes it could grow modestly, in excess of 3% growth in Gross Domestic Product (GDP), in 2015. The US economy expanded at 4.6% in the second quarter of 2014, compared with -2% in the first quarter of 2014. While this variable rate of growth may result in a slightly less than 3% GDP growth rate for 2014, it reflects continued expansion in the US as consumption and investment continue to build from their recessionary low. Although the U.S. economy is showing real signs of steady improvement from housing to public spending to credit, the global economy is weak again. Ultimately the United States is going to continue to have to go through an adjustment period, using higher taxes and less spending to close the Federal deficit. This

makes the outlook for 2015 and beyond slightly less rosy than it might otherwise have been.

Consumer Price Index

The Consumer Price Index (CPI) is a measure that examines the weighted average of prices of a basket of consumer goods and services, such as transportation, food and medical care. The CPI is calculated by taking price changes for each item in the predetermined basket of goods and averaging them; the goods are weighted according to their importance. Changes in CPI are used to assess price changes associated with the cost of living. The CPI is a key for the City as certain revenues and contract expenditures are adjusted annually by this index.

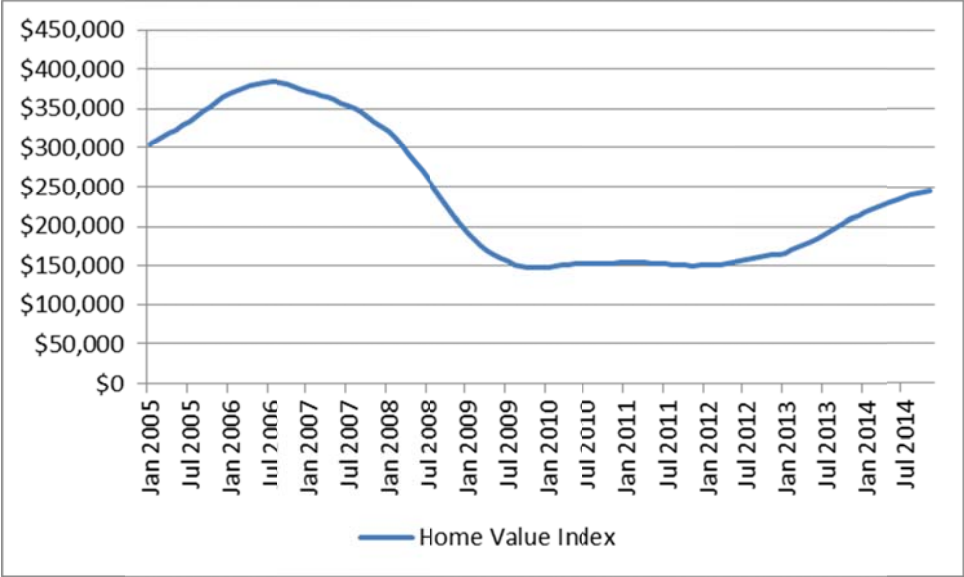
The Consumer Price Index for All Urban Consumers (CPI-U), as reported by the U.S. Bureau of Labor Statistics, declined in November on a seasonally adjusted basis. Over the last 12 months, the all items index increased 1.3 percent before seasonal adjustment.



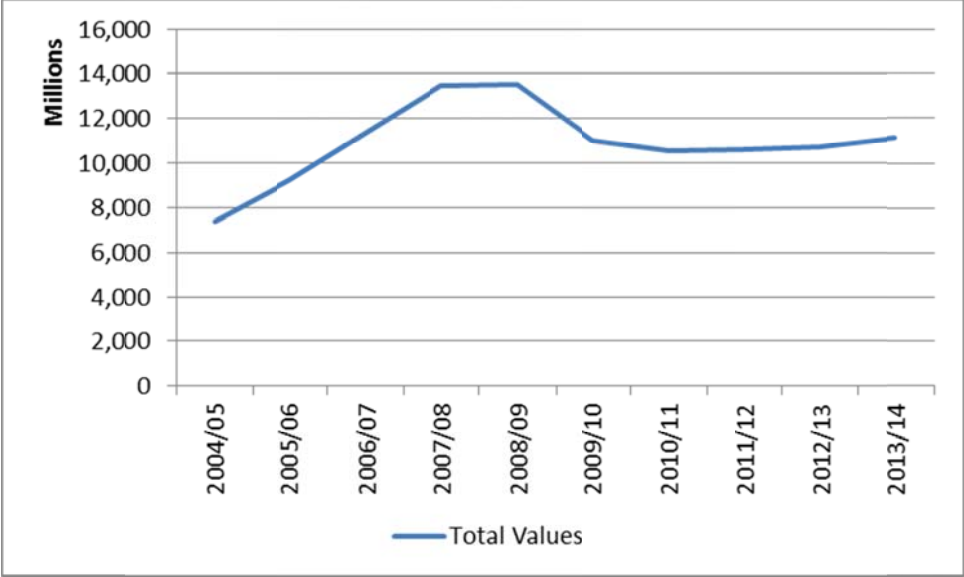
Property Values

As reported by Zillow, the median home value in Moreno Valley is \$246,500. Moreno Valley home values have gone up 17.1% over the past year and Zillow predicts they will rise 8.6% within the next year. The median rent price in Moreno Valley is \$1,450.

During the last few years the City was significantly impacted by the decline in home value as a result of foreclosures and the overall economics of the U.S. The chart below reflects the stabilization of the housing market and the initial recovery, which will impact the financial position of the City's General Fund revenues.



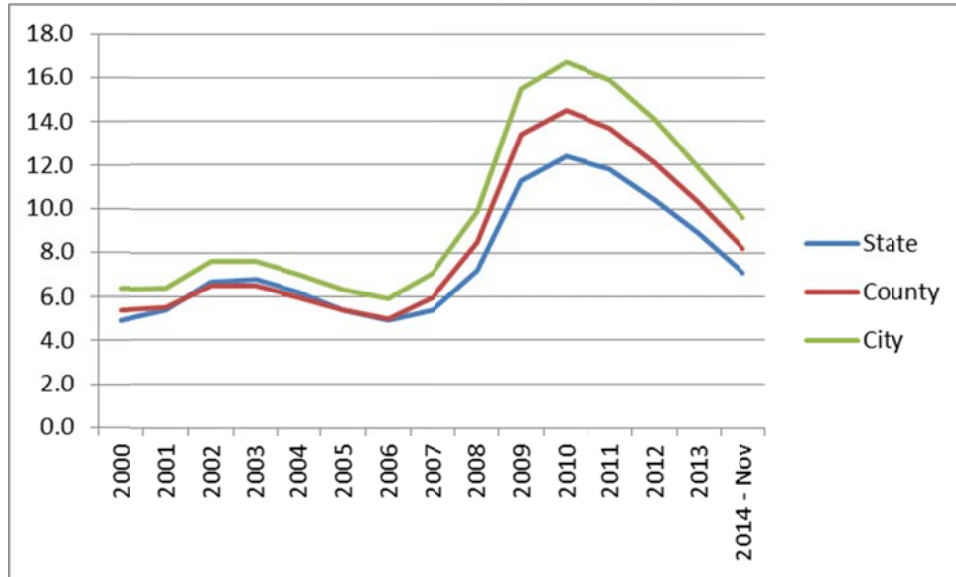
The total property values within the City are determined by a combination of the existing residential and non-residential properties along with the valuation for any new developments. The values as reported by the Riverside County Assessor tax rolls are shown below.



Jobs and Employment

In November 2014, the unemployment rate in Moreno Valley decreased slightly for the fifth consecutive month to 9.6% and is 1.4% lower than the November 2013 rate of 11%. The unemployment rate supports the overall projection of growth both locally and regionally. Non-seasonally adjusted rates for Riverside County are 8.2% and 7.1% for the State, respectively. This supports continued steady economic recovery.

The pace at which unemployment has been falling has slowed in recent months. The Moreno Valley unemployment rate of 17.5% at the height of the Great Recession in July 2010, compared to the November rate of 9.6%, is an indicator of restoring economic balance and improving the stability of household incomes. The overall trend remains positive as business activity increases across the nation and in the City.



In summary, assumptions guiding economic growth over the next ten-year period will follow current trends of slow steady economic growth and expansion, with a gradually improving job picture. This appears to be a conservative, responsible approach to estimate future revenues driven by economic activity within the City. The dynamic approach to the City’s long range planning and multi-year budgeting will allow the Council and staff to quickly allocate faster revenue growth toward priority expenditure needs. Additionally, if the economy falters, the City will be positioned to respond quickly to adjust expenditures to achieve and maintain a balanced General Fund budget.

REVENUE BACKGROUND, CHALLENGES AND OPPORTUNITIES

The City of Moreno Valley incorporated five years after Proposition 13 froze the property tax allocation to taxing agencies, creating inequity with cities that existed prior to 1979. Cities incorporating after 1979 had to negotiate with the County to gain a minimal portion of the property tax within the statutory 1% levy allowed. The Moreno Valley General Fund receives about 5.5% of the property taxes collected in the City, compared to pre-Proposition 13 cities that receive 20% or more. The City also receives about 5.5% for Fire Services, reflecting a total of about 11% of the property tax levy that is returned to the City. In addition, cities as a whole have had to deal with the consequences of Proposition 13. Proposition 13 has resulted in a very complex and costly government financial structure to administer and fund city services expected by the voters. This complexity has required that cities hire more staff to address the administration, reporting and regulatory management that is mandatory for the multiple organizations required to

provide municipal services.

As a low-property tax city with a low sales tax base, City leaders have to make difficult choices when allocating the financial resources toward needed services for the residents. Moreno Valley has had to manage the provision of necessary city services through alternative funding choices. The City uses a number of post-Proposition 13 revenue generating options, such as parcel fees for specific services, including Parks, Recreation and Community Services, Street Lighting and Landscaping services. The City had previously utilized the Redevelopment Agency to effectively capture property tax increment to support vital infrastructure needs and incentives to lure the retail and commercial development the City enjoys today, although with the dissolution of the Redevelopment Agency the options of the City are further limited. In addition, to support core City services during the recession of 1990-1993, the City implemented a Utility User's Tax (UUT) in 1991. Although the City had reduced General Fund staff by 40%, this new revenue source allowed the City to balance the General Fund budget without reducing public safety services. In 2008, the UUT, by direction of City Council and by action of the City's voters, was reduced from 6% to 5.75%. Analysis through this LRBP indicates the UUT is a vital, stabilizing revenue source critical to providing public safety services and is a revenue source that the City cannot afford to lose.

The City's tax base has not developed as quickly as similar cities in the region due to two factors. First, Moreno Valley needs jobs. The City is a "bedroom community", which does not create significant property tax base compared to the cost of services required for a good quality of life for the residents, and does not create the necessary sales tax base required to pay for necessary services. The commuter characteristic of being a "bedroom community" has hindered the tax base growth. Citizens tend to spend where they work, and do not tend to shop after coming home from a long commute. A strong employment base has not developed within the City, which would keep residents at home and bring outside commuters into the City to work and spend. The commercial and retail development is desirable not only for the jobs it brings, but it also brings higher property assessments and utility usage, both of which have a positive impact on the City's tax base. Secondly, there are geographic "barriers" to drawing people from outside the City into Moreno Valley for shopping and commerce. The fact that Moreno Valley is nestled into "the Badlands" creates a natural physical barrier that makes it less convenient for nonresidents to the north and east to access Moreno Valley retail and shopping. In addition, there is not a lot of nonresidential traffic that passes directly through Moreno Valley that would stop and shop in the City compared to cities like Corona, Rancho Cucamonga and Temecula. The largest share of commuter traffic on Interstate 215 never enters the City. The City Council cannot easily change these geographic barriers, but may consider a policy to push for a northerly connection to Interstate 10 to provide access to Moreno Valley shopping to residents of Redlands, Yucaipa, Cherry Valley, Calimesa and Beaumont, without having to wind through the Badlands stretch of Highway 60.

We have to be cognizant of what creates a strong tax base. Job centers bring people into the City. People tend to spend where they work. In addition, job centers cultivate

more support businesses and foster tax producing business-to-business sales.

The City’s revenue challenges are summarized by the following points:

- Insufficient tax base and revenue growth to support the growth in operating and capital expenditure requirements.
 - Due to a low tax base compared to other cities regionally of comparable size
 - Due to lack of job producing businesses and high unemployment
 - most of those that work do so outside of the City and spend outside of Moreno Valley
 - many residents are out of work and unable to spend at the same levels as prior to the recession
 - Economic driven fluctuation of the existing tax base
 - The State impact to local government revenues – slowly coming to an end simply because they have taken everything they can constitutionally take
 - The State dissolved Redevelopment Agencies creating a significant impact to the City and active capital projects
 - Inability to manage fee-based services due to voter restricted access to non-tax revenue sources (Props. 218 and 26)

Comparison to other cities:

A comparison of the City’s tax base to other comparable cities in the region shows that the City’s tax base is about 68% of cities of similar size/complexity.

General Fund Revenue Comparison to Similar Cities in the Region				
City	Population	Adopted FY 14/15 General Fund	General Fund Per Capita	Percent of Average
Moreno Valley	199,258	78,832,363	396	68%
Corona	159,132	116,427,136	732	
Fontana	202,177	96,990,900	480	
Rancho Cucamonga	172,299	99,277,690	576	
Temecula	106,289	61,977,909	583	
Four City Average	159,974	93,668,409	586	

Utilizing this comparison as an example, if Moreno Valley is successful in achieving the same revenue per capita as the City of Fontana at \$480 per capita, the Moreno Valley would be generating an additional \$16.7 million per year. Similarly, if Moreno Valley is able to achieve the average per capita revenue of \$586, the City would be receiving an additional \$37.8 million per year in General Fund revenue. These are revenues that would have a very positive impact on services that would improve the quality of life for

Moreno Valley citizens.

Sales Tax Example

A more stark view is a comparison of sales tax collected for the same regional cities. The comparison reflected in the following table shows that the total sales tax base for Moreno Valley for the 2nd quarter of 2014 is 54% of the average for Corona, Fontana, Rancho Cucamonga and Temecula. However, on a sales tax per 1,000 population basis, Moreno Valley is only 41% of the average of the other four cities.

This is reflective of several factors. The four comparison cities are geographically closer to Los Angeles and Orange County job centers, meaning that they have built-out sooner than Moreno Valley and are more mature in business/job generation and retail sales tax generation. Job creation is a significant factor in developing a strong tax base in general and sales tax in particular. In the City of Rancho Cucamonga, for instance, the population is greater during the day than in the evening due to the number of jobs in that city. This generates more sales tax as these wage earners buy and spend within the City. In addition, the maturing of retail and commercial development provides significant growth in property taxes, utility taxes, and sales taxes. This is compounded by the attraction of support businesses and the business-to-business activity that is generated. Moreno Valley is only about 50% built out. With the job growth disseminating from the employment centers of Los Angeles and Orange County like a wave, the jobs have tended to be to the west and Moreno Valley developed as a primarily residential community, with residents commuting to the west for work. Now Moreno Valley is poised to make important progress in the area of commercial and retail job producing development through the City Council's goals and Economic Action Plan.

Second Quarter 2014 Sales Tax Comparison						
City	Population	No. of Businesses	Sales Tax Generated	Avg. Sales Tax per Businesses	Businesses per 1,000 Pop.	Sales Tax per 1,000 Pop.
Moreno Valley	199,258	2,660	3,863,056	1,452	13	19,387
Percentage of Average	125%	56%	54%	96%	44%	41%
Corona	159,132	4,881	8,384,226	1,718	31	52,687
Fontana	202,177	5,362	7,092,684	1,323	27	35,082
Rancho Cucamonga	172,299	4,698	6,056,508	1,289	27	35,151
Temecula	106,289	3,983	6,967,622	1,749	37	65,554
Four City Average	159,974	4,731	7,125,260	1,520	30	47,118

The City of Riverside was not included in the previous comparison as a comparable City. However, the City of Riverside has a population of 314,034 in 2014 and reported a total of 9,971 businesses for the second quarter of 2014. In addition, Riverside generated \$12,972,863 in sales tax for the same quarter reflecting an average sales tax per business of \$1,301. The city has 32 businesses per 1,000 population.

The Long Range Vision:

As the City Council's Goals articulate, the City must focus on the development and use of vacant land for job producing commercial and retail development. This will occur working with property owners/developers to ensure quality development benefiting the community and the City's tax base. The focus of development in the Central and East portions of the City has been planned and anticipated since the early 1990's. Development is now poised to occur as the south industrial area of the City builds out.

The infrastructure development in the central corridor of the City which will accelerate the commercial and retail growth, thereby creating jobs, reducing unemployment and building the City's tax base. This LRBP model will estimate the revenue benefit that will be derived from the growth and through the development of distribution centers to the south and east portions of the City. Currently no estimates are included for development along the Nason Medical Corridor. The LRBP Model provides a tool for estimating the revenue that may be developed through implementation of the Economic Development Action Plan.

The City needs to solve the challenges presented by Propositions 218 and 26. Voters passed these ballot measures to gain more control over fees for services funded by parcel fees and other fee based services. Unfortunately for Moreno Valley, as the costs to provide services such as street lighting and landscaping have increased, property owners have not been receptive to paying increased parcel fees to cover these expenditures. The result has been decreased services (landscaping) or the City's General Fund subsidizing services (street lighting), ultimately resulting in reductions in public safety services. The City needs to consider an alternate, less costly, means of providing the financial resources for these services. Staff is recommending **consideration** of a ballot measure targeted for November 2016 to provide a substitute revenue source to provide for the street lighting and landscaping services that are not now covered by the current parcel fees. The ballot measure research will include many options including an increase in the City's TOT tax or sales tax, where the additional revenue may be dedicated to a specific purpose, based on what research indicates will garner the most voter support. An alternative for a revenue measure may be to dedicate the revenue to new or expanded services, since most existing revenue growth is addressing cost increases for existing services. These may include restoration of reduced public safety services, such as restoring sworn officers or motor officers or restoring reduced fire. There is also a strong need to fund a new fire station in the City's south industrial area that is not supported by the current revenue base.

EXPENDITURE NEEDS, CHALLENGES AND PRIORITIES

The City Council has done an excellent job allocating scarce resources across the array of services needed to provide a high quality of life to the City's residents. The City wisely built a significant nest-egg or fund balance during the years of strong property tax growth that has enabled it to maintain most services during the period of the Great Recession. The City also moved quickly to reduce expenditures and certain services to weather the

storm of the recession. The City Council approved a balanced budget for fiscal years 2013/14-2014/15. The City must stay the course and maintain a balanced General Fund in the post-recession period of slow revenue growth. The LRBP provides the framework to discuss the expenditure needs that have developed during the recession in terms of reduced services, rising contract costs and unfunded liabilities that the City Council may now begin to prioritize and address as the City focuses on developing its tax base and the resources necessary to meet these needs through 2025. The needs are significant and not all can be met within the expected resources identified in this plan. It is important to be aware of the needs and have plans and priorities in place to quickly manage the implementation of the priorities as economic development is successful and resources become available. This plan is intended to spark the discussion about where to direct and prioritize the expenditure of growing revenues and tax base at a high level, not at a detail or budget level.

The needs are generally categorized as those requiring resources and revenues to sustain current service levels, such as contract cost increases for no additional service levels (public safety contracts and contracts with CPI escalators), restoration of merit pay concessions resulting from the recession, and absorbing rising street lighting costs without corresponding fee increases.

Costs related to new or increased service levels are currently not considered in the LRBP. Examples of these needs would be adding back staff positions reduced during the recession, adding back contracted police service hours or reinstating the staffing for a fire truck recently cut from the budget. Examples of new services would include opening a new library which has been a priority for a number of years or building and staffing a new fire station.

The LRBP also currently does not address long term asset management issues, including the need for investment in street rehabilitation, funding liabilities that are currently underfunded (retirement and retiree medical) and funding liabilities that are not funded today (compensated absences). As we discuss future revenue sources, certain determination of priorities should be discussed for funding.

The plan illustrates how the long term planning tools result in improvement in services and quality of life for Moreno Valley residents, reflecting a return on the investment in infrastructure and new commercial/retail development.

The Long Range Business Plan Model

The Long Range Business Plan (LRBP) model is designed to be very dynamic, allowing for changes in assumptions in the revenue and expense elements of the model, tracking the specific assumption changes, and identifying/analyzing the corresponding results. The model incorporates actual revenues and expenditures for the past five fiscal years, utilizing the current budget as a base for FY 2014/15, and making assumptions for both revenue and expenditures for future years through FY 2024/25. Revenues are projected based on each major revenue source.

Baseline Model 1

A base level of projected revenues and expenditures is presented in Attachment 1 and is titled **Baseline Model 1**. This view takes a moderate estimation of revenues beginning with the most recently completed Fiscal Year 2013/14 and the current approved Fiscal Year 2014/15 Budget and projects the General Fund revenues through FY 2024/25, providing a ten-year view of the City's revenues.

Expenses are projected at today's base or core service level, with no service expansion or recovery of positions lost during the recession. A few known expenditure increases are built into the expense base, such as contract increases for public safety, which are detailed in the following section of the report.

Revenues Staff has reviewed current trends and factors impacting each primary tax source and uses the following table to conservatively, but realistically project the growth of the current tax base for these revenues.

	FY 15-16	FY 16-17	FY 17-18	FY 18-19	FY 19-20
	Estimated	Estimated	Estimated	Estimated	Estimated
General Fund Revenues					
Taxes:					
Property Tax	8.76%	8.75%	5.86%	2.39%	2.39%
Property Tax in-lieu	3.00%	3.00%	2.50%	2.50%	2.50%
Utility Users Tax	-0.89%	2.04%	2.04%	2.04%	2.04%
Sales Tax	9.24%	8.39%	3.79%	3.86%	3.86%
Other Taxes	5.95%	3.63%	3.58%	3.59%	3.60%
Licenses & Permits	2.33%	1.99%	1.99%	1.99%	1.99%
Intergovernmental	19.30%	0.13%	0.13%	0.13%	0.13%
Charges for Services	-0.21%	2.97%	0.81%	1.89%	1.89%
Use of Money & Property	53.10%	0.00%	0.00%	0.00%	0.00%
Fines & Forfeitures	1.00%	1.00%	1.00%	1.00%	1.00%
Miscellaneous	-43.37%	0.00%	0.00%	0.00%	0.00%
Transfers In	-89.56%	0.00%	0.00%	0.00%	0.00%

Property taxes are recovering from the recent real estate market upheaval and have stabilized in the most recent years. Although Proposition 8 reassessments have resulted in sizeable property tax increases in FY 13/14 and 14/15, staff does not foresee any rapid recovery beyond this and remains vigilant to detect any weakness in the real estate market that may indicate a reversal of real estate prices. The projection reflects a combined 5.5% growth rate in property taxes and property taxes in-lieu in the FY 2015/16 budget year with an overall slow and gradual growth through FY 2020/25. The estimate for total property taxes grows from \$26 million in FY 2014/15 to \$35.6 million in FY 2024/25 which is an increase of \$9.6 million or an increase of 37% over the 10 year period, an average of \$960,000 annually during the planning period.

The projection of growth for Sales Taxes in the short term is fairly strong based on the recent activity of the City's current base of about 2,660 businesses. Part of the recent sales tax growth has been derived from new business. The number of businesses has grown during the recent economic recovery from 2,550 in 2009 to 2,660 in 2014,

reflecting an additional 110 business or a 4.3% increase. This is growth of an average of 22 businesses or about 1% per year. In addition, the existing businesses have experienced an average growth of about 9% annually. These factors combine to projection of sales tax growth of 9.2% in FY 2015/16, reducing toward the consistent growth rate for existing business of about 4% in the later years of the LRBP. The total sales tax revenue in FY 2015/16 is projected to be \$19.2 million. This is estimated to grow by \$9 million or 47% to a total of \$28.2 million by FY 2024/25 or an average of about \$900,000 annually during the plan period.

The City's Utility User's Tax (UUT) is the third largest revenue source. Currently, annual UUT is projected to be \$15.9 million based on utility usage of existing residents and businesses in the City. Staff projects this will remain relatively flat annually through FY 2024/25, although actual UUT may be increased based on the development of new businesses.

Overall, the revenues of the City General Fund are planned to be \$83.1 million in the FY 2014/15 amended budget. The largest share of this revenue is from the tax sources discussed above totaling \$59.5 million. Based on the assumptions used in developing Baseline Model 1, staff estimates total General Fund revenue will grow to \$112 million in FY 2024/25. This is an increase of about \$28.8 million, representing an average annual growth of \$2.8 million during the model period or about 3% annually.

Expenditures The General Fund expenditures reflect current core service levels provided, and the costs for supporting and providing those services as approved in the FY 2014/15 Amended Budget. Staffing levels are held constant assuming no service level changes or recovery of positions reduced during the past four years.

The model does reflect the incorporation of "vacancy" factors for City staff positions and for public safety contracts. This practice corrects for severe budget "under-runs" during a time of declining or slow growing revenues when these scarce resources are required to preserve City services and positions that provide valuable support and services within the General Fund. The result is anticipated budget performance within 2% variance of the approved budget. For FY 2015/16, the factors used include approximately a 4% vacancy factor for City staff, a 1% of contract factor for police services and a 3% of contract factor for fire services.

Baseline Model 1 Summary

Using the assumptions described above, the Baseline Model 1 results are presented in Attachment 1. The total revenues and expenses for FY 2014/15 are \$83.1 million and \$83.3 million, respectively, resulting in a structurally balanced budget. This Baseline Model indicates that the City can maintain the core services today, while remaining fiscally stable, within the limits of the assumptions in the model. **These assumptions may not be realistic.** There are limited inclusions for inflationary adjustments in contracts, such as public safety. Additionally there is a major assumption that the General Fund will not be required to support any additional cost for other funds.

The purpose of Baseline Model 1 is to establish a static frame of reference as staff begins to adjust model certain assumptions to compare to this baseline. The encouraging result of the assumptions in this Baseline Model is that it does reflect a core level of financial stability, and that with economic growth and new businesses and corresponding increase in tax base, the City will have some positive news and good choices to make beyond this baseline scenario.

EXPENDITURE NEEDS/CHALLENGES/PRIORITIES

The following is a list of the known challenges, needs and priorities based on analysis of the City Manager and Finance & Management Services Department. This is a list of known, higher priority expenditure needs and opportunities for use of General Fund revenues and is not exhaustive.

The needs/projects/opportunities may change quickly as staff becomes aware of new opportunities and/or technology to better deploy or provide City services. One good example of this is the City-wide police camera project. As staff became aware of this emerging use of camera technology and its benefits, the Council was very quickly briefed and engaged on the use of this equipment, its success in other installations, with the resulting quick approval of this project.

There is a clear need to manage the rate of cost growth in two key areas. A lesson learned during the recession is that the rate of cost growth cannot significantly vary from the rate of revenue growth, or budget imbalances quickly result. This applies in the cost areas of employee salaries and benefits and in public safety contract cost increases. **These cost areas are singled out because collectively they comprise about 82% of the General Fund budget. Due to the magnitude of these costs, they must be managed within the rate of revenue growth to maintain a balanced budget.**

Staff presents the following list of needs for awareness at this time. The City Manager will bring these issues for discussion at a point in the future. This report is intended to stage this discussion, highlighting the positive results and direction of the current long range plans.

Fiscal Challenges and Assumptions – Addressed in Baseline Model 1:

- Contractual service cost estimated at 2% cost increase
- Vacancy factor of \$1.5 million for Police, Fire and staff vacancies for FY 15/16, increased to \$2.25M for FY 16/17
- Fund the accrued leave balance of \$6.5 million, transfer out \$500,000 in FY 15/16 (not include in later years)
- Annual Public Safety Contract Increases – Police and Fire
 - Assume a 10% annual Police contract increase and a 5% Fire contract increase
 - Each additional 1% adds about \$360,000 annually for Police and \$145,000 annually for Fire
- A General Fund subsidy for street lights

- Approximately \$.5 million for next two years, then increasing to approx. 1M
- Edison requesting rate increase of approx. 17% or approx. \$210,000
- Anticipated City pension cost increases
 - Beginning FY 15/16 additional 3.756%; FY 16/17 - 6.6%; 5% compounded annually thereafter (\$22.6M salaries = \$849,000 - \$1,491,000)

Fiscal Challenges – Not Addressed in Baseline Model 1:

- Any staffing increases for positions previously lost, including Police, Fire, and City staff.
- Funding for any additional staff or services
 - Increasing Animal Services operations to six days a week
 - Positions for the implementation and ongoing operation of the new CEDD software
 - Potential Deputy Director of Parks and additional Park Rangers
- Fire Stations, equipment and staffing to address commercial and retail growth
 - Add fire station and equipment in the south industrial area to meet current demands
 - Add fire station and equipment in the east end based on development requirements
- Police services:
 - Funding for the establishment of a reverse 911 system
 - The addition of any new officers or reclassification of Community Service Officers I to CSO II
- The restoration of funding for deferred infrastructure maintenance during the fiscal downturn
 - \$2M of cost allocated to Gas Tax fund (Crossing Guards and Staff)
 - Measure A dedicated to debt service payments
 - Street Arterial DIF debt - \$1.1M annually (matures 11/35)
 - TRIP debt - \$1.4M annually (matures 6/39)
- The General Fund's annual obligation to guarantee debt service payments on the 05 Lease Revenue Bonds
 - Police DIF payment allocation \$670,000 annually (matures 11/35)
 - Fire DIF payment allocation \$250,000 annually. FY 14/15 first year of shortfall (matures 11/35)
- Aging Vehicle fleet replacement – funded from accumulated replacement funds
- New cost increases to meet increasing demands of the National Pollutant Discharge Elimination System (NPDES)
- Restore Funding for Technical Services
 - Convert from an ISF to a General Fund Operating Division
 - Collect additional cost allocation to fully fund \$500,000 annually to GF (\$900,000 annually City-wide)
- Need to rebuild and re-establish reserves
- Library Capital and Operating for new Library facility
- Fund solutions to Box Springs Mutual Water Company water infrastructure problems

SUMMARY

The Long Range Business Plan leaves us with the following comments and recommendations:

- Council has established a vision and direction for the City to implement its Economic Development Action Plan with a focus to bring in jobs and tax base growth
- LRBP brings life to that vision by being able to dynamically model revenues and expenditures resulting from the Economic Development Action Plan
- Ultimately translating that revenue and tax base growth into services and programs based on Council's expenditure priorities, that will continue to improve and enhance the quality of life for our residents
- The City is financially stable and the current vision and direction results in more stability and a better quality of life
- The needs are significant and the new revenue growth provides an opportunity to begin to meet these needs
- Tax measure should be discussed due to the failure of parcel fees to support current services and to possibly support improvements to public safety services and other unavoidable cost increases
- Consider Special Tax for Public Safety or Street Lights, Library Services
- Consider General Tax in the form of TOT, Sales Tax, Parcel Fee
- Stay on course with the current budget
- Establish a two-year budget, for period FY 2015/16 through 2016/17, based on a current stable economy and steady revenue growth. Remain dynamic, through the priorities set in this plan, to quickly allocate economic growth to appropriate uses.

Budget & Financial Policies

One of the chief responsibilities of the City of Moreno Valley to its residents is the care of public funds. These financial management policies are designed to ensure the fiscal stability of the City of Moreno Valley and guide the development and administration of the annual operating and capital budgets through wise and prudent management of municipal finances, while providing for the adequate funding of the services desired by the public and the maintenance of public facilities.

Objectives

The City's financial objectives address revenues, cash management, expenditures, debt and risk management, capital needs, and budgeting and management. Specific objectives are:

- To protect the policy-making ability of the City Council by ensuring important policy decisions are not dictated by financial problems or emergencies;
- To assist City management by providing accurate and timely information on financial conditions;
- To provide sound principles to guide the fiscal decisions of the City Council and City management;
- To provide essential public and capital facilities and prevent their deterioration;
- To set forth operational principles that minimize the cost of government and financial risk, to the extent consistent with services desired by the public;
- To enhance the policy-making ability of the City Council by providing accurate information on program costs;
- To employ revenue policies that seek to prevent undue or unbalanced reliance on one or a relatively few revenue sources; and,
- To implement a system of internal controls that ensures the legal and appropriate use of all City funds.

Accounting & Reporting Policies

Accounting and Annual Reporting Policies

The City's Comprehensive Annual Financial Report presents the government and its component units (entities for which the government is considered to be financially accountable) financial and operating activities. The City's blended component units, although legally separate entities, are, in substance, part of the City's operations and financial data from these units are combined with data of the City.

The government-wide financial statements report information on all of the non-fiduciary activities of the primary government and its component units. For the most part, the effect of inter-fund activity has been removed from these statements. Governmental activities, normally supported by taxes and inter-governmental revenues, are reported separately from business-type activities that rely, to a significant extent, on fees and charges for support. All City activities are governmental; no business-type activities are reported in the statements.

Separate financial statements are provided for governmental funds, proprietary funds, and fiduciary funds, even though the latter are excluded from the government-wide financial statements. Major individual governmental funds are reported as separate columns in the fund financial statements.

The government-wide financial statements are reported using the economic resources measurement focus and the accrual basis of accounting, as are the proprietary fund and fiduciary fund financial statements. Revenues are recorded when earned and expenses are recorded when a liability is incurred, regardless of the timing of related cash flows. Property taxes are recognized as revenues in the year for which they are levied. Grants and similar items are recognized as revenue as soon as all eligibility requirements imposed by the providers have been met. As a general rule, the effect of inter-fund activity has been eliminated from the government-wide financial statements. Direct expenses have not been eliminated from the functional categories; indirect expenses and internal payments have been eliminated.

Amounts reported as program revenues include: 1) charges to customers or applicants for goods, services or privileges provided; 2) operating grants and contributions; and 3) capital grants and contributions, including special assessments. Internally dedicated resources are reported as general revenues rather than as program revenues. Likewise, general revenues include all taxes.

Governmental fund financial statements are reported using the current financial resources measurement focus and the modified accrual basis of accounting. Revenues are recognized as soon as they are both measurable and available. Revenues are considered available when they are collected within the current period or soon enough thereafter to pay liabilities of the current period. For this purpose, the City considers revenues available if they are collected within 60 days of the end of the current fiscal period. Expenditures generally are recorded when a liability is incurred,

as under accrual accounting. However, debt service expenditures, as well as expenditures related to compensated absences are recorded only when payment is due.

Taxes, licenses and interest associated with the current fiscal period are all considered to be susceptible to accrual and are therefore recognized as revenues of the current fiscal period. Only the portion of special assessments receivable due within the current fiscal period is considered to be susceptible to accrual as revenue of the current period. All other revenue items are considered measurable and available only when the City receives cash.

The City reports major governmental funds and the following fund types:

- Special Revenue Funds account for proceeds of specific revenue sources that are legally restricted or otherwise designated for specific purposes;
- Debt Service Funds account for the accumulation of resources for and the payment of principal and interest on general long-term debt;
- Capital Projects Funds account for financial resources used for the acquisition or construction of infrastructure and major capital facilities;
- Permanent Funds account for resources that are legally restricted, to the extent that only earnings and not principal, may be used for purposes that support City programs;
- Internal Service Funds account for operations that provide services to other departments of the City on a cost reimbursement basis;
- Agency Funds are used to account for various activities in which the City acts as an agent, not as a principal. Agency funds are custodial in nature (assets equal liabilities) and do not involve measurement of results of operations.

Audit and Financial Reporting

Each year an audit will be conducted by an independent Certified Public Accountant Firm (CPA Firm).

The selection of the independent CPA Firm shall be in conformance with the City's competitive bidding procedures. The City shall request bids for audit services no less frequently than every five years. The CPA Firm shall provide the City Council with a Management Letter addressing the findings of the auditors in conjunction with their opinion on the City's Comprehensive Annual Financial Report. These reports shall be submitted to the City Council within 60 days of receipt of the report.

At the conclusion of each fiscal year, the City Manager will make available a preliminary year-end General Fund, fund balance. It should be recognized, however,

that the balance provided is subject to both unforeseen financial transactions of a material nature and subject to findings of the independent audit. An audit verified year-end balance will be available at the end of October and will be included within the year-end budget analysis report.

At the conclusion of the 1st fiscal quarter, and monthly thereafter, a financial report, which evaluates and details financial performance relative to the amended budget shall be provided to the Finance Committee and City Council.

Monthly Financial Reporting Quarterly

On a regular basis, the Financial Resources Division Manager will evaluate financial performance relative to the adopted and amended budget, and prepare and present reports to the City Council and City management. The purpose of these reports is as follows:

- Provide an early warning of potential concerns and problems.
- Identify, investigate and correct accounting errors.
- Evaluate and explain significance of on-going variances.
- Give decision makers time to consider actions that may be needed if major deviations in budget-to-actual expenditures or revenues become evident.

Budget Policies

The City utilizes the following policies to govern budget development and operations.

Balanced Budget

The City Manager submits to the City Council a proposed budget for the ensuing fiscal year, and an accompanying message at such time as the City Council shall prescribe. It is the policy of the City Manager that this budget proposal be balanced. A balanced budget shall be adopted by the City Council before the beginning of the fiscal year.

It is the City's policy to fund current year operating expenses with current year revenues. The budget proposal as presented by the City Manager shall be balanced, with recurring revenues meeting or exceeding recurring expenditures for ongoing operations. Non-recurring revenues may not be used to fund recurring expenditures without the approval of the City Council.

Budget Process

The fiscal budget is prepared by the City Manager for a two-year fiscal cycle beginning July 1 and ending June 30 and must be adopted by the City Council prior to the beginning of each fiscal year.

The Financial Resources Division Manager shall prepare and disseminate a budget preparation calendar that provides clear and concise direction on tasks and due dates. Departmental budget coordinators have responsibility for ensuring compliance with budget development policies, procedures and timelines.

Public input/review of the proposed budget is encouraged. The entire budget document shall also be available at City Hall for review. After providing public notice and opportunity for public review and comment, the City Council shall adopt the annual budget at a public meeting prior to July 1.

The budget proposal presented by the City Manager shall reflect the continuation of current service levels wherever appropriate and/or shall include an explanation of any decreases and increases.

After budget adoption, there shall be no changes in City programs or services that would result in significant and ongoing increases in City expenditures and obligations without City Manager and City Council review and approval

Reporting Responsibilities

The City's level of budgetary control is at the individual fund level for all funds. The City Manager will submit quarterly budgetary reports to the City Council and Finance Sub-Committee comparing actual revenues and expenditures to the amended budget,

explaining variances. This report is to be prepared for the first quarter and mid-year of the fiscal year, and shall include a written analysis and a re-projection, if appropriate.

General Fund Budgeting

The City will avoid budgetary procedures that balance current expenditures at the expense of meeting future years' expenses, such as postponing expenditures, accruing future years' revenues, or rolling over short-term debt.

In instances where specific activities/purchases are authorized by the City Council in a certain fiscal year and remain incomplete and/or unexpended, revenues and/or fund balance may be carried forward, at City Council's discretion, into the next fiscal year to support such activities/purchases.

Provisions will be made for adequate maintenance of capital and equipment and for orderly rehabilitation and replacement within available revenue and budgetary limits. To show true cost of services, revenues and expenditures will be budgeted and accounted for directly in the appropriate fund.

Budgetary and accounting procedures will conform to Generally Accepted Accounting Principles (GAAP) for governmental agencies.

Special Fund Budgeting

The term "Special Funds" shall be used to identify all funds other than the General Fund (1010), inclusive of the following fund types: Special Revenue, Capital Projects, Debt Service and Internal Service Funds. Special Funds shall be created when legally required, requested by the City Council, recommended by the Finance Sub-Committee, or to facilitate internal accounting and financial reporting procedures.

The annual budget for each Special Fund shall be prepared in conjunction with the General Fund budget and shall be submitted to the City Council for adoption prior to the beginning of the fiscal year. Special Funds budgetary and accounting procedures will conform to GAAP.

Activities of the Special Funds shall be reported to the Finance Sub-Committee and City Council on a quarterly basis consistent with General Fund reporting responsibilities. To show true cost of services, revenues and expenditures will be budgeted and accounted for directly in the appropriate fund.

Contract Budgeting

The City may enter into a contractual agreement for services. This includes new contract requirements, as well as contract amendments for additional scope of work and/or costs when the additional scope and/or costs are not consistent with items in the adopted budget. When scope of work and/or increased costs are inconsistent with

the adopted budget, approval for the amendment and/or increased costs must be obtained in accordance with the Procurement Policy #3.18 as summarized as follows:

<i>Authorized Signer</i>	<i>Amount to be Procured</i>
Division Manager	up to \$15,000
Department Head	up to \$30,000
Chief Financial Officer	up to \$50,000
City Manager (or designee)	up to \$100,000
Mayor (upon Council approval)	over \$100,000

To request approval to enter into the unanticipated contract or contract amendment, a request should be prepared explaining the justification for the new contract or contract amendment. This request should be input within the accounting system and the appropriate City representative signatures, in accordance with the limits set forth above. In cases exceeding \$100,000, a copy of the staff report and minutes or summary of actions from the City Council meeting approving the action should be attached.

Internal Service Funds

Internal Service Funds account for the financing of goods or services provided by one department to another on a cost reimbursement basis. These functions include workers compensation insurance, general liability insurance, fleet, duplicating, strategic technology, and facilities maintenance & operation funds.

Fleet Operations Fund

The City shall maintain an internal service fund to account for the original acquisition, replacement and ongoing maintenance, and operation of significant equipment. Significant equipment is defined as equipment costing \$5,000 or more, having a useful life of more than two years. The Fleet Operations Fund shall own and maintain all rolling stock. The useful life assigned to equipment is based on established City policy and is consistent with generally accepted equipment life cycles and/or based upon City experiences. Replacement is determined by evaluation of criteria including age, and actual and projected vehicle maintenance costs. The goal is to maximize each vehicle's useful life, while minimizing lifetime cost.

Full purchase costs of new equipment shall be budgeted by Fleet Operations. Thereafter, the department utilizing the inventory will budget for annual rental rates. The rental rates charged by the fleet internal service funds shall be adequate to cover equipment acquisition costs, other replacement cycle charges, maintenance, fleet services overhead costs, and any lease payment costs, loan amortization or related financing costs.

Fund Balances/Reserves

To maintain the City's credit rating and meet seasonal cash flow shortfalls, economic downturns or a local disaster, the budget shall provide for an anticipated fund balance for general government and enterprise fund types. Fund balance shall be exclusive of all reserves not available for use in emergencies and contingencies.

The contingency reserve may be used at the discretion of the City Council to:

- Provide resources to make up for temporarily decreased revenues, such as state subventions.
- Provide temporary resources in the event of an economic downturn while expenditure reductions are implemented.
- Provide resources to meet emergency expenditures in the case of flood, fire, earthquake, landslides, or other disasters.

Whenever contingency reserve funds are used, the reserve shall be replenished as soon as possible.

There are almost always important limitations on the purpose for which all or a portion of the resources of a governmental fund can be used. The forces of these limitations can vary significantly, depending upon their source. Therefore, the various components of fund balance are designed to indicate "the extent to which the City is bound to honor constraints on the specific purposes for which amounts in the fund can be spent." Fund balance is categorized in five classifications, depicting the relative strength of the spending constraints placed on the purposes for which the resources can be used. The five classifications are:

- Nonspendable: amounts not in spendable form or are required to be maintained intact (inventories, prepaid items, endowment).
- Restricted: portions of fund balance that reflect resources subject to externally enforceable legal restrictions. Amounts constrained to specific purposes by their providers, through constitutional provisions, or by enabling legislation (creditors, grantors, restricted donations or contributions, required 3% minimum contingency reserve).
- Committed: amounts constrained to specific purposes by a government itself, using its highest level of decision-making authority (City Council), and remains binding unless removed in the same manner (over the required 3% minimum contingency reserve, SDC and IBC funding).
- Assigned: amounts a government intends to use for a specific purpose; intent can be expressed by the governing body, or by an official or body to which the governing body delegates the authority (education partnership, year-end

encumbrances, infrastructure and rehabilitation funding).

- Unassigned: unrestricted amounts available for any purpose.

Proposition 4 – Gann Initiative

Article XIII B of the California Constitution (enacted with the passage of Proposition 4 in 1979 and modified with the passage of Proposition 111 in 1990) restricts the appropriations growth rate for cities and other local jurisdictions. The legislation provides that the governing body shall annually establish its appropriations limit by resolution.

The appropriations limit is calculated by determining appropriations financed by proceeds of taxes in the 1978/79 base year and adjusting the limit each subsequent year for changes in the cost of living and population. This appropriation limit is the maximum limit of proceeds from taxes the City may collect or spend each year. Budgeted appropriations are limited to actual revenues if they are lower than the limit. The appropriation limit may be amended at any time during the fiscal year to reflect new data.

The City shall annually calculate the Gann Limit according to legally established procedures (California Government Code Section 9710). The City shall conform and adhere to all Gann Limit and related requirements. The City Council shall adopt by resolution the City's Gann appropriations limit prior to the fiscal year in question.

The City Council shall pass a resolution annually certifying the City is in conformance with Gann requirements. The adoption of the appropriations limit by resolution of the City Council is to be completed prior to the fiscal year in question. Once the appropriation limit has been adopted, there are two publication requirements:

- The appropriations limit and the total appropriation subject to limitation must be published in the annual budget.
- The State Controller's Office requires the submission of an informational form along with the filing of the Annual Statement of Financial Transactions no later than 110 days after the close of each fiscal year.

Annually during the City's financial audit, the auditors apply agreed-upon procedures to ensure the City meets the requirements of Section 1.5 of Article XIII-B of the California Constitution.

Cost Allocation Plan

When feasible, costs will be charged directly to the appropriate funds/division/section. Costs for internal services such as insurance, duplicating, equipment, vehicles, overhead costs and technology will be charged to the end user (fund/division/section), using the most appropriate allocation method (number of computers, employees, phones, etc.).

To ensure that appropriate fees for services and cost recovery level goals are being met, the City will conduct formal cost of services studies on a regular basis. Based on the cost of services study, development services and other fees as designated by the City Council shall include the cost of departmental and general City overhead costs.

Budget Adjustments

Budget adjustments will be completed in compliance with the Budget Appropriation Adjustments Policy #3.11. Adjustments to the adopted or amended budget must be approved by the City Manager; Department Director; Financial Resources Division Manager; and Chief Financial Officer and approved by a majority vote of the City Council, unless the budget adjustment falls under one of the exceptions below.

The originating department's personnel will either generate the budget adjustment or request Financial Resources staff help prepare the form. The Financial Resources Division Manager will initiate budget adjustments that affect more than one department (such as year-end funds and citywide salary and benefit changes).

If the budget adjustment requires City Council approval, one of the recommended actions should be to approve, or recommend approval of, the budget adjustment.

Financial Resources and Financial Management Services Review

The Budget Officer shall review all budget adjustments for availability of funds and compliance with budget policy. The Chief Financial Officer and Financial Resources Division Manager or their designees shall approve the budget adjustment prior to inclusion in the Finance Sub-Committee and/or City Council agenda packet. If the request is denied, it will be returned to the department with an explanation of why it was rejected. The request may then be revised and resubmitted or withdrawn by the department.

Capital Improvement Project Policies

The City utilizes the following policies to govern its Capital Improvement Program and the use of special funds that address community capital project needs.

Capital Improvement Program

The City Manager shall develop and maintain a five-year projection of capital improvement projects based on the General Plan, Specific Plans, and on City Council approved projects. The five-year projection shall be presented as part of the annual Capital Improvement Program (CIP) and should be tied to projected revenue and expenditure constraints. The five-year projection shall include new capital projects, rehabilitation needs and long-term maintenance. This multi-year plan shall be updated on an annual basis.


The City shall actively pursue outside funding sources for all capital improvement projects.

Capital Improvement Funding

Within the limitation of existing law, various funding sources may be utilized for capital improvements. Capital projects shall not be dictated by the nature of funding available except to the extent that the projects meet an initial test required to achieve City goals and to the extent that projects must be placed in priority in order to utilize outside funding.

Unexpended project balances shall be carried forward to future fiscal years to complete the intent of the original budget, contingent upon approval by the City Council. Upon completion of capital projects, unspent funds shall be returned to fund balance. The City Manager shall provide recommendations to redirect the use of unspent capital project funds.

In no case shall projects incur a funding deficit without the approval of the City Council.



City of Moreno Valley

The City of Moreno Valley is located in the western portion of Riverside County, surrounded by Riverside, Perris, March Air Reserve Base, Lake Perris and the Badlands. Incorporated as a General Law City on December 3, 1984, merging the communities of Moreno, Sunnymead and Edgemont.

Among California's growing cities; second most populous in Riverside County. Growth can be attributed to a range of quality housing options including high-end executive homes, affordable single-family homes, and condominiums; a family-friendly lifestyle; good schools, impressive quality-of-life amenities and growing job centers.

Moreno Valley's amenities include: more than 38 parks and/or joint-use facilities (531 maintained acres) and 8,000 acres of open space at Lake Perris; recreational facilities, major medical, and educational facilities; quality housing at affordable prices, open spaces, abundant retail centers, industrial developments, social and cultural activities.

Moreno Valley has two public school districts: Moreno Valley Unified School District has 23 Elementary Schools, 6 Middle Schools, 4 Comprehensive High Schools, 1 Charter School, 1 Adult School, 1 Continuation School, 1 Community Day School, 1 Pre-School Head-Start and 1 Academic Center; 35,068 students enrolled. Val Verde Unified School District (includes Perris, Mead Valley and Moreno Valley) has 1 Preschool, 13 Elementary Schools, 4 Middle Schools, 3 High Schools, 1 Continuation High School, with a total of 20,500 students enrolled. Moreno Valley College has approximately 10,000 students enrolled.

Moreno Valley Police Department has received numerous awards. The City's public safety record is comparable to other cities of similar size, as verified by state and federal crime and traffic safety audits.

History

An area once comprised of three rural communities, the City of Moreno Valley, incorporated in 1984, has twice emerged as one of the fastest growing cities in the US. While the City represents one of the most dynamic economic market potentials in contemporary California, this has not always been the case.

The First Inhabitants...

The initial inhabitants of the valley were American Indians, a renegade sect of the Shoshones. These early settlers dotted the area wherever springs or rivers provided water. They developed a pastoral culture nourished by a daily staple of acorn mush supplemented by any available game and edible insects. Rock "metate" bowls used to grind the acorns are still found around Moreno Valley, as are primitive rock paintings.

This was the setting found by the first explorers from Spain who, coming north from Mexico, established various routes to Northern California, setting out well-defined trails, and constructing numerous missions, many of which stand today for the enjoyment of thousands of tourists and history aficionados. One of these trails, the Anza Trail, passes in a northwesterly direction from San Jacinto through the former community of Edgemont, terminating at Alta, California.

One Hundred Years Later...

Nearly a hundred years later, in 1850, California became a state and the large Spanish land grant of San Jacinto Nuevo Y Potrero became public land, developed by ranchers and traveled over by John Butterfield's legendary but short-lived Overland Mail Company. His Tucson-to-San Francisco stage, via San Diego and Los Angeles, opened up the Temescal approach to Los Angeles, passing through the oak groves of what is now Perris Valley, continuing through what is now Moreno Valley, and over Reche Canyon into Redlands.

In 1883, Frank E. Brown formed the Bear Valley Land and Water Company. Brown ("Brown" is "Moreno" in Spanish) built a dam at Bear Valley in the San Bernardino Mountains and contracted to provide water to the tiny, and new communities of Moreno and Alessandro. In 1891, the formation of the Perris and Alessandro Irrigation District increased the demands upon Bear Valley water, and resulted in litigation with the city of Redlands which claimed priority rights. Redlands won their suit in 1899. This compounded a period of drought which forced the failure of numerous farmers who had developed a strong agricultural base of deciduous and citrus fruit trees.

A New Element: March Field

1918 saw the construction of a new element in the valley's history: March Field. The military airfield was originally built on 640 acres of land purchased primarily from the Hendrick Ranch. March was established at a time when the United States was anticipating entry into World War I and was rushing to build up its military forces. March Field was first used to train fighter pilots; in 1922 the Field was closed, only to reopen again in 1927 as a flight training school. Later, March became a permanent military facility encompassing more than 7,000 acres. For more than 70 years, March Air Force Base enjoyed a long and active military history in the valley; at the height of its activity, the Base supported 85,000 troops.

In 1996, March -- home to the longest airstrip in Southern California -- was realigned as an Air Reserve Base, and is today poised for great economic growth involving public and private development.

The Valley Begins to Flourish...

Over the succeeding decades, the valley began to flourish. Developers purchased large parcels of land and began constructing houses and small commercial

developments. Attractive land prices lured more developers, and below-market home prices attracted families searching for alternatives to "big city" life.

Explosive Growth...

In the decade of the '80s, the valley experienced explosive growth, signaling the start of a major transition from rural life to urbanization. Housing construction escalated, and families from the major metropolises migrated by the tens of thousands. In a little more than a decade, the valley's population more than doubled from 18,871 residents in 1970 to 49,702 in 1984.

A City is Born...

The need for managed growth and the desire for self-governance served as the major impetus behind the movement to incorporate the three valley communities as an independent city. The notion was not immediately favored by voters. The incorporation effort failed in the 1968 election and again in 1983. In 1984, however, the voters of Edgemont, Sunnymead and Moreno overwhelmingly passed the measure, and a new city was born.

On December 3, 1984, the City of Moreno Valley was officially incorporated as a California general law municipality. The charter City Council was also elected that year: Bob Lynn, Judith A. Nieburger, Steven Webb, J. David Horspool (the first Mayor Pro Tem), and Marshall C. Scott (the first Mayor).

Top 25 Sales Tax Producers¹

Chevron	Moss Bros Chevrolet
Chevron	Moss Bros Chrysler Jeep Dodge
Circle K	Moss Bros Honda
Costco	Moss Bros Toyota
Food 4 Less	Resmed
Fortna	Ross
Home Depot	Sears
Iherb	Serta Mattress
JC Penney	Stater Bros
Kohls	Target
Lowe's	Tesoro Refining & Marketing
Macys	Walmart
Moss Bros Buick GMC	

¹ HdL Companies, the City's sales tax consultant (4Q 2014)

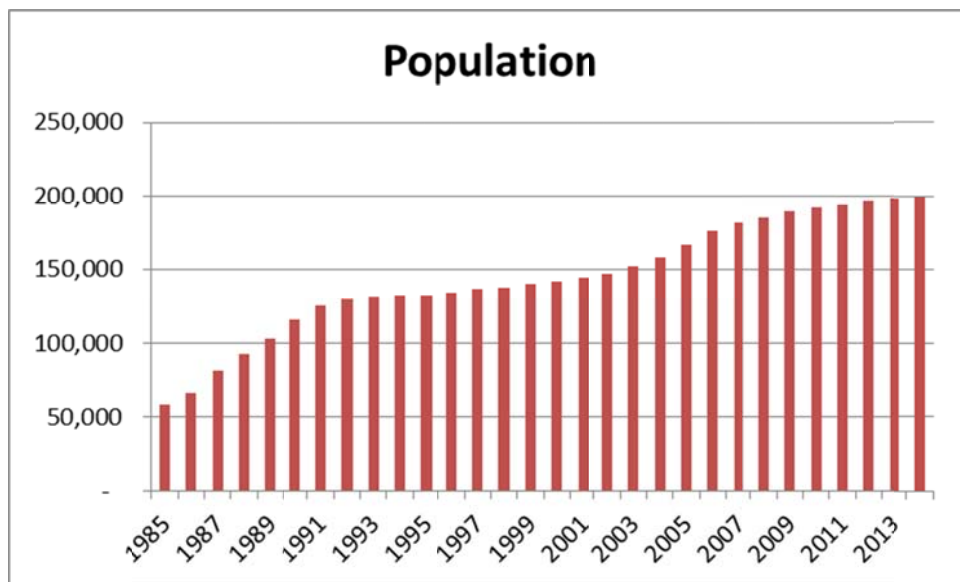
Principal Property Tax Payers²

	% Total Taxable Assessed Value
HF Logistics SKX T1 - Sketchers	1.69%
Ross Dress for Less Inc	1.12%
Walgreen Company	0.97%
IIT Inland Empire Logistics Center	0.97%
Stonegate 552	0.68%
First Industrial LP	0.67%
Kaiser Foundation Hospitals	0.66%
2250 Town Circle Holdings	0.60%
I 215 Logistics	0.46%
FR California Indian Ave.	0.41%
Top Ten Total	8.24%

Demographics

Moreno Valley’s strength is its people. The City is the success it is today because of nearly 200,000 hard-working and community minded citizens who have chosen Moreno Valley as their home. Moreno Valley’s population has grown significantly over the past 30 years, with population increases averaging more than 4% per year since incorporation.

Population Growth



² HdL Companies, the City’s property tax consultant (2014/15)

Education

Moreno Valley has two public school districts: Moreno Valley Unified School District has 23 Elementary Schools, 6 Middle Schools, 4 Comprehensive High Schools, 1 Charter School, 1 Adult School, 1 Continuation School, 1 Community Day School, 1 Pre-School Head-Start and 1 Academic Center; 35,068 students enrolled. Val Verde Unified School District (includes Perris, Mead Valley and Moreno Valley) has 1 Preschool, 13 Elementary Schools, 4 Middle Schools, 3 High Schools, 1 Continuation High School, with a total of 20,500 students enrolled. Moreno Valley College has approximately 10,000 students enrolled.

Industry and Employment

Moreno Valley has established itself as an ideal location for business and development in several areas.

Commercial - Retail

In recent years, Moreno Valley's residents have fueled substantial growth opportunities in the commercial sector with competitively-priced housing and increasing median household incomes.

Industrial and Office

More than 15.8 million square feet of office and industrial development is underway in a variety of product sizes, from 9,000 sq. ft. research and development units to 1.8 million sq. ft. logistics facilities. Job producing development is a primary focus. The City works closely with developers to produce facilities that draw family-supporting job opportunities to Moreno Valley. Medical office is expanding in Moreno Valley to serve our growing population. Firms find ample, well-qualified employees trained locally.

Lodging and Hospitality

The population explosion and current growth in business development has sparked a critical need for hotel and hospitality development. Six hotel projects are currently developing more than 561 guestrooms. Residential Moreno Valley offers a wide range of housing from quality multifamily to affordable entry-level homes to executive single-family product.

Major Employers

Top Employers	
March Air Reserve Base	8,600
Moreno Valley Unified School District	3,442
Riverside Community Regional Medical Center	2,987
Ross Dress for Less/dd's Discounts	1,921
Moreno Valley Mall (excludes major tenants)	1,390
Kaiser Permanente Community Hospital/Office	944
iHerb	750
City of Moreno Valley	702
Val Verde Unified School District (MV only)	674
Walgreens	600

Glossary of Acronyms

AD	Assessment District
ADA	Americans with Disabilities Act
ADT	Average Daily Trips
AMP	Asset Management Plan
AQMD	Air Quality Management District
AQMP	Air Quality Management Plan
BOE	Board of Equalization
BID	Business (Hotel) Improvement District
BSMWC	Box Springs Mutual Water Company
CAFR	Comprehensive Annual Financial Report
CAP	Cost Allocation Plan
CBO	Chief Building Official
CC	City Council
CDBG	Community Development Block Grant
CEQA	California Environmental Quality Act
CERT	Community Emergency Response Training
CFD	Community Facilities District
CIP	Capital Improvement Program
CMP	Congestion Management Plan
CNG	Compressed Natural Gas
COPS	Community Oriented Policing Services
CPI	Consumer Price Index
CSD	Moreno Valley Community Services District
CSMFO	California Society of Municipal Finance Officers
CUP	Conditional Use Permit
DARE	Drug Abuse Resistance Program
DOF	California Department of Finance
EECBG	Energy Efficiency and Conservation Block Grant
EEMP	Environmental Enhancement and Mitigation Program
EIR	Environmental Impact Report
EMWD	Eastern Municipal Water District
EPT	Extended Part-Time
ETC	Eastern Transportation Corridor
FHCOC	Fair Housing Council of Orange County
FTE	Full-Time Equivalent
FY(s)	Fiscal Year(s)
GASB	Governmental Accounting Standards Board
GDP	Gross Domestic Product
GFOA	Government Finance Officers Association
GIS	Geographical Information System
GMA	Growth Management Area
GMP	Growth Management Program
GPA	General Plan Amendment
GSP	Gross State Product
HRIS	Human Resources Information System
HUD	U.S. Department of Housing and Urban Development

HVAC	Heating, Ventilation and Air Conditioning
IFAS	Integrated Financial Accounting System
LAFCO	Local Agency Formation Commission
LAIF	Local Agency Investment Fund
LED	Light Emitting Diode
LLEBG	Local Law Enforcement Block Grant
LLMD	Landscape, Lighting and Maintenance District
LRBP	Long Range Business Projections
MOU	Memorandum of Understanding
MVU	Moreno Valley Utility
MVUSD	Moreno Valley Unified School District
NPDES	National Pollutant Discharge Elimination System
PERS	Public Employees' Retirement System
PMS	Pavement Management System
POST	Peace Officer Standards Training
PQI	Pavement Quality Index
PT	Part-Time
PUC	Public Utilities Commission
RCTA	Riverside County Transit Authority
RDA	Redevelopment Agency
ROW	Right of Way
RPT	Regular Part-Time
RTA	Riverside Transit Agency
SA	Successor Agency
SCAG	Southern California Association of Governments
SLTPP	State Local Transportation Partnership Program
TOT	Transient Occupancy Tax (Hotel Tax)
UCI	University of California, Riverside
UUT	Utility Users Tax
VLf	Vehicle License Fee
VoIP	Voice Over Internet Protocol
VVUSD	Val Verde Unified School District
WMWD	Western Municipal Water District
WRCOG	Western Regional Council of Governments

Glossary of Terms

Accrual Basis of Accounting

The basis of accounting by which revenues are recorded when earned and expenditures are recorded as soon as they result in liabilities for benefits received.

Appropriation

A specific amount of money authorized by the City Council for an approved work program or individual project.

Assessed Valuation

A dollar value placed on real estate or other property by Riverside County as a basis for levying property taxes.

Balanced Budget

A budget in which planned expenditures do not exceed planned funds available.

Basis of Budgeting

Budgets are adopted on a basis consistent with accounting principles general accepted in the United States of America. Annual appropriated budgets are adopted for all departments within the general, special revenue and capital projects funds.

Beginning/Ending Fund Balance

Unencumbered resources available in a fund from the prior/current year after payment of the prior/current year expenses.

Bond

A certificate of debt issued by an entity, guaranteeing payment of the original investment, plus interest, by a specified future date.

Budget

An annual financial plan that identifies revenues, types and levels of services to be provided, and the amount of funds that can be spent.

Budget Calendar

The schedule of key dates or milestones, which the city follows in the preparation and adoption of the budget.

Budget Message

A general discussion of the preliminary/adopted budget presented in writing as part of, or supplement to, the budget document. Explains principal budget issues against the background of financial experience in recent years and presents recommendations made by the City Manager.

CalPERS

The California Public Employees Retirement System, which is the agency providing pension benefits to all City employees.

Capital Expenditures

Typically are expenditures related to major construction projects such as roads, buildings, and parks. These expenditures are typically capitalized and depreciated over time.

Capital Improvement Program

A multi-year financial plan containing proposed construction of physical assets, such as park, street, cultural, and recreation facilities. This program has identified all projects, which are the responsibility of the City between the present to build out.

Capital Projects

Projects that purchase or construct capital assets. Typically a capital project encompasses a purchase of land and/or the construction of a building or facility.

Capital Outlay

Equipment (fixed assets) with a value of \$5,000 or more (or \$1,000 for electronic equipment) and an estimated useful life of more than one year, such as automobiles and office furniture, which appear in the Operating Budget.

Community Development Block Grants (CDBG)

Funds established to account for revenues from the federal government and expenditures as prescribed under the Community Development Block Grant program.

Comprehensive Annual Financial Report (CAFR)

Financial report organized by fund, which provides a balance sheet that compares assets with liabilities and fund balance. The CAFR is also an operating statement that compares revenues with expenditures.

Contingency

An appropriation of funds to cover unforeseen events that occur during the fiscal year, such as federal mandates, shortfalls in revenue, and similar eventualities.

Council-Manager Form of Government

An organizational structure in which the Mayor and City Council appoint an independent City Manager to be the chief operating officer of a local government. In practice, a City Council sets policies and the city manager is responsible for implementing those policies effectively and efficiently.

Continuing Appropriations, or Carryovers

Funding approved in the current budget but not expended during a particular fiscal year. These appropriations are carried forward into the next fiscal year for their original intended purpose.

Cost Allocation

A method used to charge General Fund overhead costs to other funds, such as enterprise funds and internal service funds.

Debt Service

The payment of principal and interest on borrowed funds, such as bonds.

Department

An organizational unit comprised of programs or divisions. Examples include the Police Department, Library, and Human Resources Department.

Encumbrance

A legal obligation to expend funds for an expenditure that has not yet occurred.

Enterprise Fund

A fund type established to account for the total costs of selected governmental facilities and services that are operated similar to private enterprises.

Equipment Outlay

A category of expenditures that captures purchases of capital equipment, such as furniture, vehicles, large machinery, and other items.

Estimate

Represents the most recent estimate for current year revenue and expenditures. Estimates are based upon several months of actual expenditure and revenue experience and consider the impact of unanticipated price or other economic factors.

Expenditure

The actual spending of funds set aside by appropriation for identified goods and services.

Fee

A general term used for any charge levied by government for providing a service or performing an activity.

Fines, Forfeitures, and Penalties

Revenue category that contains monies resulting from violations of various City and state laws, and from damage to City property.

Fiscal Year

A twelve-month period of time designated as the budget year. The City of Moreno Valley's fiscal year is July 1 to June 30.

Full-Time Equivalent (FTE)

A position converted to the decimal equivalent of a fulltime position based on 2,080 hours per year.

Fund

A set of inter-related accounts to record revenues and expenditures associated with a specific purpose.

Fund Balance

The amount of financial resources in a given fund that are not restricted to fund existing commitments and are therefore available for any use permitted for the fund.

GANN Limit (Proposition 4)

Under this article of the California Constitution, the City must compute an annual appropriation limit that states a ceiling on the total amount of tax revenues the City can appropriate annually.

Generally Accepted Accounting Principles (GAAP)

Uniform minimum standards used by state and local governments for financial recording and reporting that have been established by the accounting profession through the Governmental Accounting Standards Board (GASB).

General Fund (1010)

The primary fund used by the City for which revenues and expenditures are not legally restricted for use. Examples of departments operating within the General Fund include Fire, Police, and City Manager.

Governmental Accounting Standards Board (GASB)

The Governmental Accounting Standards Board (GASB) was organized in 1984 by the Financial Accounting Foundation (FAF) to establish standards of financial accounting and reporting for state and local governmental entities. Its standards guide the preparation of external financial reports of those entities.

Grant

Contributions of cash or other assets from another governmental agency or other organization to be used or expended for a specific purpose, activity or facility.

HUD

The United States Department of Housing and Urban Development.

Infrastructure

Facilities that support the daily life and growth of the City, for example, roads, water lines, and sewers.

Interfund Transfers

A transfer of funds between departments/ funds for specific purposes as approved by the appropriate authority.

Internal Service Funds

A fund for financing and accounting for a department's (or division's) work for other fund transfers.

Levy

To impose taxes, special assessments, or charges for the support of city activities.

Licenses and Permits

Revenue category that accounts for recovering costs associated with regulating business activity.

Mission Statement

A broad statement that describes the reason for existence of an organization or organizational unit, such as a department.

NPDES

The National Pollution Discharge Elimination System, which is a permitting process with which the City is required to comply to ensure that storm water runoff is not contaminated.

Objective

Describes an outcome to be accomplished in specific well defined and measurable terms and is achievable within a specific timeframe.

Ordinance

A formal legislative enactment by the governing board (City Council) of a municipality. If it is not in conflict with any higher form of law, an Ordinance has the full force and effect of law within the boundaries of the municipality to which it applies.

Operating Budget

The annual appropriation of funds for on-going program costs, which include salaries, benefits, maintenance, operation, and capital outlay items.

PERS

The California Public Employees Retirement System, which is the agency providing pension benefits to all City employees.

Personnel Expenses

An expenditure category that captures expenses related to employee compensation, such as salaries and fringe benefits. Personnel expenses include salaries, pensions, retirement, special pay, and insurance for full-time and part-time employees of the City.

Program

Represents major areas or support functions; defined as a service provided to citizens, other departments, or other agencies.

Proposed Budget

A balanced budget presented to the City Council by the City Manager. Any City Council changes to the proposed Budget are incorporated into the final adopted budget.

Request for Proposals

A written solicitation issued by a Using Agency which generally describes the Goods or Services sought to be Procured by the City, sets forth minimum standards and criteria for evaluating proposals submitted in response to it, generally describes the format and content of proposals to be submitted, provides for negotiation of terms and conditions of

the Procurement Contract and may place emphasis on described factors other than price to be used in evaluating proposals.

Revenues

Funds received from the collection of taxes, fees, permits, licenses, interest, and grants during the fiscal year.

Schedule

A summary of expenditures, revenues, positions, or other data that reflects funding sources and spending plans of the budget and capital improvement programs.

Special Project

An account created for operating expenditures that relate to a specific project or program and should therefore be segregated from general expenditures in the Section housing the Special Project.

Special Revenue Funds

Revenues received that have specific purposes for which they are earmarked.

Transfers

Authorized exchanges of money, positions, or other resources between organizational units or funds.

Transient Occupancy Tax (TOT)

A tax that is levied on occupants of hotel and motel rooms in the City.

VLF

Vehicle license fees, which are collected by the State of California when vehicles are registered with the California Department of Motor Vehicles and distributed to various public agencies, including the City.

RESOLUTION NO. HA 2015-03

A RESOLUTION OF THE MORENO VALLEY HOUSING AUTHORITY OF THE CITY OF MORENO VALLEY, CALIFORNIA, ADOPTING THE BUDGET FOR FISCAL YEARS 2015/16 - 2016/17

WHEREAS, the City Manager has heretofore submitted to the Chairman and Commissioners of the Moreno Valley Housing Authority a Proposed Budget for the Authority for Fiscal Years 2015/16 - 2016/17, a copy of which, as may have been amended by the Housing Authority's Board of Directors, is on file in the Office of the City Clerk and is available for public inspection; and

WHEREAS, the said Proposed Budget contains estimates of the services, activities and projects comprising the budget, and contains expenditure requirements and the resources available to the Housing Authority; and

WHEREAS, the said Proposed Budget contains the estimates of uses of fund balance as required to stabilize the delivery of Housing Authority services; and

WHEREAS, the Chairman and Commissioners have made such revisions to the Proposed Budget as so desired; and

WHEREAS, the Proposed Budget, as herein approved, will enable the Housing Authority to make adequate financial plans and will ensure that Housing Authority officers can administer their respective functions in accordance with such plans.

NOW, THEREFORE, THE MORENO VALLEY HOUSING AUTHORITY, CALIFORNIA, DOES HEREBY RESOLVE AS FOLLOWS:

1. The Proposed Budget, as Exhibit A to this Resolution and as on file in the Office of the City Clerk is hereby approved and adopted as the Annual Budget of the Moreno Valley Housing Authority for the Fiscal Years 2015/16 - 2016/17.
2. The amounts of proposed expenditures, which include the uses of fund balance specified in the approved budget, are hereby appropriated for the various budget programs and units for said fiscal year.
3. Pursuant to Section 53901 of the California Government Code, by no later than August 30, 2015, the City Clerk shall file a copy of this Resolution with the Auditor/Controller of the County of Riverside.
4. Within fifteen (15) days after the adoption of this Resolution, the City Clerk shall certify to the adoption hereof and, as so certified, cause a copy to be posted in at least three (3) public places within the City.

1
Resolution No. HA 2015-03
Date Adopted: June 9, 2015

APPROVED AND ADOPTED this 9th day of June, 2015.

Mayor of the City of Moreno Valley,
Acting in the capacity of Chairman of the
Moreno Valley Housing Authority

ATTEST:

City Clerk, acting in the capacity of
Secretary of the Moreno Valley
Housing Authority

APPROVED AS TO FORM:

City Attorney, acting in the capacity
of General Counsel of the Moreno
Valley Housing Authority

Attachment: Resolution 2015-03_Housing Authority [Revision 2] (1488 : PUBLIC HEARING ESTABLISHING APPROPRIATIONS (?GANN?) LIMIT

RESOLUTION JURAT

STATE OF CALIFORNIA)
COUNTY OF RIVERSIDE) ss.
CITY OF MORENO VALLEY)

I, Jane Halstead, Secretary of the Moreno Valley Housing Authority of the City of Moreno Valley, California, do hereby certify that Resolution No. HA 2015-03 was duly and regularly adopted by the Commissioners of the Moreno Valley Housing Authority at a regular meeting thereof held on the 9th day of June, 2015 by the following vote:

AYES:

NOES:

ABSENT:

ABSTAIN:

(Agency Members, Vice Chairman and Chairman)

SECRETARY

(SEAL)

3
Resolution No. HA 2015-03
Date Adopted: June 9, 2015

RESOLUTION NO. CSD 2015-26

A RESOLUTION OF THE MORENO VALLEY COMMUNITY SERVICES DISTRICT OF THE CITY OF MORENO VALLEY, CALIFORNIA, ADOPTING THE BUDGET FOR FISCAL YEARS 2015/16 - 2016/17

WHEREAS, the City Manager has heretofore submitted to the President and Board Members of the Moreno Valley Community Services District a Proposed Budget for the District for Fiscal Years 2015/16 - 2016/17, a copy of which, as may have been amended by the District's Board of Directors, is on file in the Office of the City Clerk and is available for public inspection; and

WHEREAS, the said Proposed Budget contains estimates of the services, activities and projects comprising the budget, and contains expenditure requirements and the resources available to the Community Services District; and

WHEREAS, the said Proposed Budget contains the estimates of uses of fund balance as required to stabilize the delivery of CSD services during periods of operational deficits; and

WHEREAS, the President and Board of Directors have made such revisions to the Proposed Budget as so desired; and

WHEREAS, the Proposed Budget, as herein approved, will enable the Community Services District to make adequate financial plans and will ensure that District officers can administer their respective functions in accordance with such plans.

NOW, THEREFORE, THE MORENO VALLEY COMMUNITY SERVICES DISTRICT OF THE CITY OF MORENO VALLEY, CALIFORNIA, DOES HEREBY RESOLVE AS FOLLOWS:

1. The Proposed Budget, as Exhibit A to this Resolution and as on file in the Office of the City Clerk is hereby approved and adopted as the Annual Budget of the Moreno Valley Community Services District for the Fiscal Years 2015/16 - 2016/17.
2. The amounts of proposed expenditures, which include the uses of fund balance specified in the approved budget, are hereby appropriated for the various budget programs and units for said fiscal year.
3. Pursuant to Section 61047 of the California Government Code, compensation for the City Council acting in the capacity of the Directors of the Community Services District, shall be \$100 per meeting or for each day's service rendered as a Director, not to exceed six days or \$600 in any calendar month. In addition, the Directors shall be compensated for actual and necessary

traveling and incidental expenses incurred while on official business.

- 4. Pursuant to Section 53901 of the California Government Code, by no later than August 30, 2015, the City Clerk shall file a copy of this Resolution with the Auditor/Controller of the County of Riverside.
- 5. Within fifteen (15) days after the adoption of this Resolution, the City Clerk shall certify to the adoption hereof and, as so certified, cause a copy to be posted in at least three (3) public places within the City.

APPROVED AND ADOPTED this 9th day of June, 2015.

 Mayor of the City of Moreno Valley,
 Acting in the capacity of President of the
 Moreno Valley Community Services District

ATTEST:

 City Clerk, acting in the capacity of
 Secretary of the Moreno Valley
 Community Services District

APPROVED AS TO FORM:

 City Attorney, acting in the capacity
 of General Counsel of the Moreno
 Valley Community Services District

RESOLUTION JURAT

STATE OF CALIFORNIA)
COUNTY OF RIVERSIDE) ss.
CITY OF MORENO VALLEY)

I, Jane Halstead, Secretary of the Moreno Valley Community Services District, Moreno Valley, California do hereby certify that Resolution No. CSD 2015-26 was duly and regularly adopted by the Board of Directors of the Moreno Valley Community Services District at a regular meeting held on the 9th day of June, 2015, by the following vote:

AYES:

NOES:

ABSENT:

ABSTAIN:

(Boardmembers, Vice-President and President)

SECRETARY

(SEAL)

3
Resolution No. CSD 2015-26
Date Adopted: June 9, 2015

RESOLUTION NO. 2015-50

A RESOLUTION OF THE CITY COUNCIL OF THE CITY OF
MORENO VALLEY, CALIFORNIA, ESTABLISHING THE
APPROPRIATIONS LIMIT FOR FISCAL YEAR 2015-16

WHEREAS, Article XIII B of the California Constitution and Section 7910 of the California Government Code require that each year the City of Moreno Valley shall by resolution, establish an appropriations limit for the City for the following fiscal year; and

WHEREAS, the City Council has received the Preliminary Base Operating Budget for Fiscal Year 2015-16, a copy of which is on file in the Office of the City Clerk and is available for public inspection; and

WHEREAS, the said budget contains the estimates of the services, activities and projects comprising the budget, and contains expenditure requirements and the resources available to the City; and

WHEREAS, the City's Financial & Management Services Department has heretofore prepared and submitted data and documentation required for and to be used in the determination of certain matters and for the establishment of an appropriations limit for the City for Fiscal Year 2015-16 and such data and documentation has been available to the public for at least fifteen days prior to adoption of this Resolution; and

WHEREAS, the City Council has elected to use the annual change in the Per Capital Personal Income as the cost of living factor, and

WHEREAS, the City Council has considered pertinent data and documentation and made such determinations as may be required by law, and has adopted this Resolution at a regularly scheduled meeting of the City Council.

NOW, THEREFORE, THE CITY COUNCIL OF THE CITY OF MORENO VALLEY, CALIFORNIA, DOES HEREBY RESOLVE AS FOLLOWS:

1. That the appropriations limit for the City of Moreno Valley for Fiscal Year 2015-16 is hereby established at \$107,002,093, and the total annual appropriations subject to such limitation for Fiscal Year 2015-16 is estimated to be \$68,270,362.
2. The City Council hereby adopts the findings and methods of calculations set forth in Exhibit A, the Proceeds of Tax Calculation, Exhibit B, the Appropriations (Gann) Limit Calculation, and Exhibit C, the Summary of Annual Appropriation (Gann) Limits. To the extent permitted by applicable law, the City of Moreno Valley reserves the right to change or revise any gross factors associated with the calculation of the limit established pursuant to Article XIII B of the California Constitution if such changes or revisions would result in a more advantageous appropriation limit in the present or future.

- 3. Pursuant to Section 53901 of the California Government Code, by no later than August 30, 2015, the City Clerk shall file a copy of this Resolution with the Auditor of the County of Riverside.
- 4. Within fifteen days after the adoption of this Resolution, the City Clerk shall certify to the adoption thereof and, as so certified, cause a copy to be posted in at least three public places within the City.

BE IT FURTHER RESOLVED that this Resolution shall take effect immediately upon the date of its adoption.

APPROVED AND ADOPTED this 9th day of June, 2015.

Mayor

ATTEST:

City Clerk

APPROVED AS TO FORM:

City Attorney

2
Resolution No. 2015-50
Date Adopted: June 9, 2015

Attachment: Resolution 2015-50_City Council Gann Limit [Revision 1] (1488 : PUBLIC HEARING ESTABLISHING APPROPRIATIONS (?GANN?))

RESOLUTION JURAT

STATE OF CALIFORNIA)
COUNTY OF RIVERSIDE) ss.
CITY OF MORENO VALLEY)

I, Jane Halstead, City Clerk of the City of Moreno Valley, California, do hereby certify that Resolution No. 2015-50 was duly and regularly adopted by the City Council of the City of Moreno Valley at a regular meeting thereof held on the 9th day of June, 2015 by the following vote:

AYES:

NOES:

ABSENT:

ABSTAIN:

(Council Members, Mayor Pro Tem and Mayor)

CITY CLERK

(SEAL)

3
Resolution No. 2015-50
Date Adopted: June 9, 2015

Attachment: Resolution 2015-50_City Council Gann Limit [Revision 1] (1488 : PUBLIC HEARING ESTABLISHING APPROPRIATIONS (?GANN?))

EXHIBIT A

**CITY OF MORENO VALLEY
APPROPRIATIONS (GANN) LIMIT
PROCEEDS OF TAX CALCULATION
GENERAL FUND FY 15/16**

<u>REVENUE SOURCE</u>	<u>BUDGETED PROCEEDS OF TAX</u>	<u>BUDGETED NON-PROCEEDS OF TAX</u>	<u>TOTAL REVENUE</u>
Taxes			
Property (1)	\$ 27,804,527		\$ 27,804,527
Sales (2)	19,269,321		19,269,321
Motor Vehicle In-Lieu	-		-
Business Gross Receipts	1,710,000		1,710,000
Utility Users	15,912,000		15,912,000
Other Taxes	1,553,000		1,553,000
Fees			
Franchise		5,480,250	5,480,250
Development Fees		7,438,597	7,438,597
Other Fees, Permits & Licenses		2,213,840	2,213,840
Fines & Forfeitures		669,260	669,260
Administrative Charges		3,538,402	3,538,402
Intergovernmental		280,000	280,000
Miscellaneous		876,362	876,362
Total	\$ 66,248,848	\$ 20,496,711	\$ 86,745,559
% of Total	76.37	23.63	100.00
Allocation of Interest	2,021,514	625,486	2,647,000
Adjusted Total	\$ 68,270,362	\$ 21,122,197	\$ 89,392,559

Revenues are based on FY 2015/2016 Proposed Budget

Notes:

- (1) Includes Property Tax In-Lieu of Vehicle License Fees In-Lieu
- (2) Includes Property Tax In-Lieu of Sales Tax

Attachment: Exhibits A, B, C - Gann Limit General Fund [Revision 1] (1488 : PUBLIC HEARING ESTABLISHING APPROPRIATIONS (?GANN?))

EXHIBIT B

CITY OF MORENO VALLEY
APPROPRIATIONS (GANN) LIMITS
LIMIT CALCULATION
GENERAL FUND FY 15/16

APPROPRIATIONS SUBJECT TO THE LIMIT

FY 2015/16 Total Revenue *	\$	89,392,559
Less: Non-Proceeds of Tax		21,122,197
A) Total Appropriations Subject to the Limit	\$	<u>68,270,362</u>

APPROPRIATIONS LIMIT

B) FY 2014/15 Appropriations Limit		\$101,751,705
C) Change Factor **	<u>% Increase</u>	<u>Factor</u>
Cost of Living (Per Capital Personal Income)-COL	3.82	1.0382
Population Adjustment - PA	1.29	1.0129
Change Factor (COL x PA)		<u>1.0516</u>
D) Increase in Appropriations Limit		5,250,388
E) FY 2015-16 Appropriations Limit (B x C)		<u>\$ 107,002,093</u>

REMAINING APPROPRIATIONS CAPACITY

(E - A)	\$	<u>38,731,731</u>
Remaining Capacity as a Percent of the FY 2015/16 Appropriations Limit		<u>36.20</u>

* Revenues based upon FY 2015/16 Amended Budget

** State Department of Finance
Percent of Change in California Per Capita Income
Percent of Change in City of Moreno Valley Population

Attachment: Exhibits A, B, C - Gann Limit General Fund [Revision 1] (1488 : PUBLIC HEARING ESTABLISHING APPROPRIATIONS (?GANN?))

**CITY OF MORENO VALLEY
SUMMARY OF ANNUAL APPROPRIATION (GANN) LIMITS
GENERAL FUND AND COMMUNITY SERVICES DISTRICT**

FISCAL YEAR	COST OF LIVING CHANGE	POPULATION CHANGE	GENERAL FUND			COMMUNITY SERVICES DISTRICT		
			APPROPRIATIONS LIMIT	APPROPRIATIONS SUBJECT TO THE LIMIT	REMAINING CAPACITY	APPROPRIATIONS LIMIT	APPROPRIATIONS SUBJECT TO THE LIMIT	REMAINING CAPACITY
1984/85	-	-	\$8,000,000	\$1,489,525	\$6,510,475	\$1,000,000	\$225,224	\$774,776
1985/86	3.74%	-	\$8,299,200	\$5,801,524	\$2,497,676	\$1,037,400	\$366,257	\$671,143
1986/87	2.30%	13.34%	\$10,739,623	\$7,182,998	\$3,556,625	\$1,730,616	\$571,404	\$1,159,212
1987/88	3.40%	21.27%	\$13,419,869	\$8,186,487	\$5,233,382	\$2,162,519	\$514,685	\$1,647,834
1988/89	3.93%	13.98%	\$15,897,098	\$9,117,625	\$6,779,473	\$2,561,707	\$595,770	\$1,965,937
1989/90	4.98%	11.53%	\$18,612,989	\$10,193,243	\$8,419,746	\$2,999,354	\$973,431	\$2,025,923
1990/91	4.21%	12.34%	\$21,790,136	\$12,168,319	\$9,621,817	\$3,511,329	\$1,447,368	\$2,063,961
1991/92	4.14%	9.53%	\$25,184,125	\$12,702,824	\$12,481,301	\$4,058,248	\$1,068,016	\$2,990,232
1992/93	-0.64%	4.74%	\$26,209,119	\$21,751,950	\$4,457,169	\$4,223,419	\$1,127,115	\$3,096,304
1993/94	2.72%	3.69%	\$27,915,333	\$22,167,783	\$5,747,550	\$4,498,364	\$1,090,166	\$3,408,198
1994/95	0.71%	2.56%	\$28,833,747	\$22,191,470	\$6,642,277	\$4,646,360	\$839,650	\$3,806,710
1995/96	4.72%	2.66%	\$30,999,161	\$21,770,020	\$9,229,141	\$4,995,302	\$1,018,520	\$3,976,782
1996/97	4.67%	1.91%	\$33,066,805	\$22,117,750	\$10,949,055	\$5,328,489	\$952,480	\$4,376,009
1997/98	4.67%	0.19%	\$34,677,158	\$22,635,500	\$12,041,658	\$5,587,986	\$952,480	\$4,635,506
1998/99	4.15%	4.44%	\$37,718,345	\$23,919,000	\$13,799,345	\$6,078,052	\$1,000,500	\$5,077,552
1999/00	4.53%	2.29%	\$40,328,454	\$26,298,904	\$14,029,550	\$6,498,653	\$1,796,366	\$4,702,287
2000/01	4.91%	3.36%	\$43,728,143	\$27,701,784	\$16,026,359	\$7,046,489	\$1,831,589	\$5,214,900
2001/02	7.82%	5.68%	\$49,823,846	\$30,910,955	\$18,912,891	\$8,028,770	\$2,074,425	\$5,954,345
2002/03	-1.27%	3.88%	\$51,099,336	\$34,456,312	\$16,643,024	\$8,234,307	\$2,244,708	\$5,989,599
2003/04	2.31%	3.72%	\$54,226,615	\$37,805,936	\$16,420,679	\$8,738,247	\$2,465,590	\$6,272,657
2004/05	3.28%	4.17%	\$58,342,415	\$42,094,636	\$16,247,779	\$9,401,480	\$2,727,571	\$6,673,909
2005/06	5.26%	6.59%	\$65,460,190	\$48,100,800	\$17,359,390	\$10,548,461	\$3,016,336	\$7,532,125
2006/07	3.96%	5.59%	\$71,855,651	\$59,592,475	\$12,263,176	\$11,579,046	\$3,987,532	\$7,591,514
2007/08	4.42%	3.38%	\$77,568,175	\$72,653,027	\$4,915,148	\$12,499,580	\$4,615,504	\$7,884,076
2008/09	4.29%	2.79%	\$83,153,084	\$68,506,576	\$14,646,508	\$13,399,550	\$4,685,689	\$8,713,861
2009/10	0.62%	1.83%	\$85,198,650	\$56,124,960	\$29,073,690	\$13,729,179	\$4,108,012	\$9,621,167
2010/11	-2.54%	1.40%	\$84,193,306	\$50,777,288	\$33,416,018	\$13,567,175	\$3,059,579	\$10,507,596
2011/12	2.51%	3.66%	\$89,463,807	\$54,120,708	\$35,343,099	\$14,416,480	\$3,146,478	\$11,270,002
2012/13	3.77%	1.05%	\$93,811,748	\$57,930,634	\$35,881,114	\$15,117,121	\$3,146,049	\$11,971,072
2013/14	5.12%	1.23%	\$99,825,081	\$59,511,085	\$40,313,996	\$16,086,128	\$3,193,939	\$12,892,189
2014/15	0.80%	1.12%	\$101,751,705	\$61,132,366	\$40,619,339	\$16,396,590	\$3,661,696	\$12,734,894
2015/16	3.82%	1.28%	\$107,002,093	\$68,270,362	\$38,731,731	\$17,242,654	\$5,728,769	\$11,513,885

Attachment: Exhibits A, B, C - Gann Limit General Fund [Revision 1] (1488 : PUBLIC HEARING

RESOLUTION NO. CSD 2015-27

A RESOLUTION OF THE MORENO VALLEY
COMMUNITY SERVICES DISTRICT OF THE CITY OF
MORENO VALLEY, CALIFORNIA, ESTABLISHING THE
APPROPRIATIONS LIMIT FOR FISCAL YEAR 2015-16

WHEREAS, Article XIII B of the California Constitution and Section 7910 of the California Government Code require that each year the Moreno Valley Community Services District (District) shall by resolution, establish an appropriations limit for the District for the following fiscal year; and

WHEREAS, the City Council, acting in its capacity as the Board of Directors of the District, has received the Preliminary Base Operating Budget for Fiscal Year 2015-16, a copy of which is on file in the Office of the City Clerk and is available for public inspection; and

WHEREAS, the said budget contains the estimates of the services, activities and projects comprising the budget, and contains expenditure requirements and the resources available to the District; and

WHEREAS, the District's Financial & Management Services Department has heretofore prepared and submitted data and documentation required for and to be used in the determination of certain matters and for the establishment of an appropriations limit for the District for Fiscal Year 2015-16 and such data and documentation has been available to the public for at least fifteen days prior to adoption of this Resolution; and

WHEREAS, the City Council has elected to use the annual change in the Per Capital Personal Income as the cost of living factor; and

WHEREAS, the City Council, acting in its capacity as the Board of Directors of the District, has considered pertinent data and documentation and made such determinations as may be required by law, and has adopted this Resolution at a regularly scheduled meeting of the Board of Directors of the District.

NOW, THEREFORE, THE BOARD OF DIRECTORS OF THE MORENO VALLEY COMMUNITY SERVICES DISTRICT DOES HEREBY RESOLVE AS FOLLOWS:

1. That the appropriations limit for the Moreno Valley Community Services District for Fiscal Year 2015-16 is hereby established at \$17,242,654, and the total annual appropriations subject to such limitation for Fiscal Year 2015-16 is estimated to be \$10,686,758.
2. The District's Board of Directors hereby adopts the findings and methods of

calculations set forth in Exhibit A, the Proceeds of Tax Calculation, Exhibit B, the Appropriation (Gann) Limit Calculation, and Exhibit C, the Summary of Annual Appropriation (Gann) Limits. To the extent permitted by applicable law, the District reserves the right to change or revise any gross factors associated with the calculation of the limit established pursuant to Article XIII B of the California Constitution if such changes or revisions would result in a more advantageous appropriations limit in the present or future.

- 3. Pursuant to Section 53901 of the California Government Code, by no later than August 30, 2015, the City Clerk, acting in the capacity of Secretary of the Moreno Valley Community Services District, shall file a copy of this Resolution with the Auditor of the County of Riverside.
- 4. Within fifteen days after the adoption of this Resolution, the City Clerk, acting in the capacity of Secretary of the Moreno Valley Community Services District, shall certify to the adoption thereof and, as so certified, cause a copy to be posted in at least three public places within the City.

BE IT FURTHER RESOLVED that this Resolution shall take effect immediately upon the date of its adoption.

APPROVED AND ADOPTED this 9th day of June, 2015.

Mayor of the City of Moreno Valley,
Acting in the capacity of President of the
Moreno Valley Community Services District

ATTEST:

City Clerk, acting in the capacity
of Secretary of the Moreno Valley
Community Services District

APPROVED AS TO FORM:

City Attorney, acting in the capacity
of General Counsel of the Moreno
Valley Community Services District

Attachment: Resolution 2015-27_CSD Gann Limit [Revision 2] (1488 : PUBLIC HEARING ESTABLISHING APPROPRIATIONS (?GANN?) LIMIT

RESOLUTION JURAT

STATE OF CALIFORNIA)
COUNTY OF RIVERSIDE) ss.
CITY OF MORENO VALLEY)

I, Jane Halstead, Secretary of the Moreno Valley Community Services District, Moreno Valley, California do hereby certify that Resolution No. CSD 2015-27 was duly and regularly adopted by the Board of Directors of the Moreno Valley Community Services District at a regular meeting held on the 9th day of June, 2015, by the following vote:

AYES:

NOES:

ABSENT:

ABSTAIN:

(Boardmembers, Vice-President and President)

SECRETARY

(SEAL)

EXHIBIT A

CITY OF MORENO VALLEY
 APPROPRIATIONS (GANN) LIMIT
 PROCEEDS OF TAX CALCULATION
 COMMUNITY SERVICES DISTRICT FY 15/16

REVENUE SOURCE	BUDGETED PROCEEDS OF TAX	BUDGETED NON-PROCEEDS OF TAX	TOTAL REVENUE
Taxes			
Zone A - Parks & Recreation	7,063,544		7,063,544
Zone A - Parks & Recreation Rest. Assets	-		-
CFD No 1 - Parks	1,039,000		1,039,000
LMD 2014-01 - Residential Lights	87,600		87,600
Zone C - Arterial Lights	702,000		702,000
Zone D - Standard Landscaping	-		-
Zone E - Extensive Landscaping	-		-
LMD 2014-02	-		-
CFD 2014-01	40,000		40,000
Zone L - Library Services	1,694,285		1,694,285
Zone M - Median Fund	-		-
Zone S - Sunnymead Blvd.	-		-
Fees			
Zone A - Parks & Recreation		1,065,350	1,065,350
Zone A - Parks & Recreation Rest. Assets		-	-
CFD No 1 - Parks		26,000	26,000
LMD 2014-01 - Residential Lights		963,200	963,200
Zone C - Arterial Lights		15,000	15,000
Zone D - Standard Landscaping		1,218,000	1,218,000
Zone E - Extensive Landscaping		397,900	397,900
LMD 2014-02		2,057,900	2,057,900
CFD 2014-01		1,000	1,000
Zone L - Library Services		18,000	18,000
Zone M - Median Fund		167,300	167,300
Zone S - Sunnymead Blvd.		57,500	57,500
Miscellaneous			
Zone A - Parks & Recreation		7,150	7,150
Zone A - Parks & Recreation		636,200	636,200
Zone A - Parks & Recreation		5,000	5,000
Zone A - Parks & Recreation		5,000	5,000
Zone B - Residential Lights		-	-
Zone E - Extensive Landscaping		-	-
LMD 2014-02		-	-
Zone D - Standard Landscaping		-	-
Zone L - Library Services		2,000	2,000
Zone L - Library Services		50,000	50,000
Transfers In			
Zone A - Parks & Recreation		680,000	680,000
Zone A - Parks & Recreation Rest. Assets		-	-
CFD No 1 - Parks		-	-
LMD 2014-01 - Residential Lights		459,008	459,008
Zone C - Arterial Lights		206,749	206,749
Zone D - Standard Landscaping		-	-
Zone E - Extensive Landscaping		-	-
LMD 2014-02		217,448	217,448
CFD 2014-01		-	-
Zone L - Library Services		-	-
Zone M - Median Fund		105,881	105,881
Zone S - Sunnymead Blvd.		-	-
Total	\$ 10,626,429	\$ 8,361,586	\$ 18,988,015
% of Total	55.96	44.04	100.00
Allocation of Interest *	60,329	47,471	107,800
Adjusted Total	\$ 10,686,758	\$ 8,409,057	\$ 19,095,815

Attachment: Exhibits A, B, C - Gann Limit CSD [Revision 1] (1488 : PUBLIC HEARING ESTABLISHING APPROPRIATIONS (?GANN?) LIMIT FOR

EXHIBIT B

CITY OF MORENO VALLEY
APPROPRIATIONS (GANN) LIMITS
LIMIT CALCULATION
COMMUNITY SERVICES DISTRICT FY 15/16

APPROPRIATIONS SUBJECT TO THE LIMIT

FY 2015/16 Total Revenue *	\$ 19,095,815
Less: Non-Proceeds of Tax	8,409,057
A) Total Appropriations Subject to the Limit	<u>\$ 10,686,758</u>

APPROPRIATIONS LIMIT

B) FY 2014/15 Appropriations Limit	16,396,590												
C) Change Factor **	<table border="0"> <tr> <td></td> <td style="text-align: center;"><u>% Increase</u></td> <td style="text-align: center;"><u>Factor</u></td> </tr> <tr> <td>Cost of Living (Per Capital Personal Income)-COL</td> <td style="text-align: center;">3.82</td> <td style="text-align: center;">1.0382</td> </tr> <tr> <td>Population Adjustment - PA</td> <td style="text-align: center;">1.29</td> <td style="text-align: center;">1.0129</td> </tr> <tr> <td>Change Factor (COL x PA)</td> <td></td> <td style="text-align: center;"><u><u>1.0516</u></u></td> </tr> </table>		<u>% Increase</u>	<u>Factor</u>	Cost of Living (Per Capital Personal Income)-COL	3.82	1.0382	Population Adjustment - PA	1.29	1.0129	Change Factor (COL x PA)		<u><u>1.0516</u></u>
	<u>% Increase</u>	<u>Factor</u>											
Cost of Living (Per Capital Personal Income)-COL	3.82	1.0382											
Population Adjustment - PA	1.29	1.0129											
Change Factor (COL x PA)		<u><u>1.0516</u></u>											
D) Increase in Appropriations Limit	846,064												
E) FY 2015/16 Appropriations Limit (B x C)	<u>\$ 17,242,654</u>												

REMAINING APPROPRIATIONS CAPACITY

(E - A)	<u>\$ 6,555,896</u>
Remaining Capacity as a Percent of the FY 2015/146 Appropriations Limit	<u><u>38.02</u></u>

* Revenues based upon FY 2015/16 Proposed Budget

** State Department of Finance
Percent of Change in California Per Capita Income
Percent of Change in Population

Attachment: Exhibits A, B, C - Gann Limit CSD [Revision 1] (1488 : PUBLIC HEARING ESTABLISHING APPROPRIATIONS (?GANN?) LIMIT FOR

EXHIBIT C

**CITY OF MORENO VALLEY
SUMMARY OF ANNUAL APPROPRIATION (GANN) LIMITS
GENERAL FUND AND COMMUNITY SERVICES DISTRICT**

FISCAL YEAR	COST OF LIVING CHANGE	POPULATION CHANGE	GENERAL FUND			COMMUNITY SERVICES DISTRICT		
			APPROPRIATIONS LIMIT	APPROPRIATIONS SUBJECT TO THE LIMIT	REMAINING CAPACITY	APPROPRIATIONS LIMIT	APPROPRIATIONS SUBJECT TO THE LIMIT	REMAINING CAPACITY
1984/85	-	-	\$8,000,000	\$1,489,525	\$6,510,475	\$1,000,000	\$225,224	\$774,776
1985/86	3.74%	-	\$8,299,200	\$5,801,524	\$2,497,676	\$1,037,400	\$366,257	\$671,143
1986/87	2.30%	13.34%	\$10,739,623	\$7,182,998	\$3,556,625	\$1,730,616	\$571,404	\$1,159,212
1987/88	3.40%	21.27%	\$13,419,869	\$8,186,487	\$5,233,382	\$2,162,519	\$514,685	\$1,647,834
1988/89	3.93%	13.98%	\$15,897,098	\$9,117,625	\$6,779,473	\$2,561,707	\$595,770	\$1,965,937
1989/90	4.98%	11.53%	\$18,612,989	\$10,193,243	\$8,419,746	\$2,999,354	\$973,431	\$2,025,923
1990/91	4.21%	12.34%	\$21,790,136	\$12,168,319	\$9,621,817	\$3,511,329	\$1,447,368	\$2,063,961
1991/92	4.14%	9.53%	\$25,184,125	\$12,702,824	\$12,481,301	\$4,058,248	\$1,068,016	\$2,990,232
1992/93	-0.64%	4.74%	\$26,209,119	\$21,751,950	\$4,457,169	\$4,223,419	\$1,127,115	\$3,096,304
1993/94	2.72%	3.69%	\$27,915,333	\$22,167,783	\$5,747,550	\$4,498,364	\$1,090,166	\$3,408,198
1994/95	0.71%	2.56%	\$28,833,747	\$22,191,470	\$6,642,277	\$4,646,360	\$839,650	\$3,806,710
1995/96	4.72%	2.66%	\$30,999,161	\$21,770,020	\$9,229,141	\$4,995,302	\$1,018,520	\$3,976,782
1996/97	4.67%	1.91%	\$33,066,805	\$22,117,750	\$10,949,055	\$5,328,489	\$952,480	\$4,376,009
1997/98	4.67%	0.19%	\$34,677,158	\$22,635,500	\$12,041,658	\$5,587,986	\$952,480	\$4,635,506
1998/99	4.15%	4.44%	\$37,718,345	\$23,919,000	\$13,799,345	\$6,078,052	\$1,000,500	\$5,077,552
1999/00	4.53%	2.29%	\$40,328,454	\$26,298,904	\$14,029,550	\$6,498,653	\$1,796,366	\$4,702,287
2000/01	4.91%	3.36%	\$43,728,143	\$27,701,784	\$16,026,359	\$7,046,489	\$1,831,589	\$5,214,900
2001/02	7.82%	5.68%	\$49,823,846	\$30,910,955	\$18,912,891	\$8,028,770	\$2,074,425	\$5,954,345
2002/03	-1.27%	3.88%	\$51,099,336	\$34,456,312	\$16,643,024	\$8,234,307	\$2,244,708	\$5,989,599
2003/04	2.31%	3.72%	\$54,226,615	\$37,805,936	\$16,420,679	\$8,738,247	\$2,465,590	\$6,272,657
2004/05	3.28%	4.17%	\$58,342,415	\$42,094,636	\$16,247,779	\$9,401,480	\$2,727,571	\$6,673,909
2005/06	5.26%	6.59%	\$65,460,190	\$48,100,800	\$17,359,390	\$10,548,461	\$3,016,336	\$7,532,125
2006/07	3.96%	5.59%	\$71,855,651	\$59,592,475	\$12,263,176	\$11,579,046	\$3,987,532	\$7,591,514
2007/08	4.42%	3.38%	\$77,568,175	\$72,653,027	\$4,915,148	\$12,499,580	\$4,615,504	\$7,884,076
2008/09	4.29%	2.79%	\$83,153,084	\$68,506,576	\$14,646,508	\$13,399,550	\$4,685,689	\$8,713,861
2009/10	0.62%	1.83%	\$85,198,650	\$56,124,960	\$29,073,690	\$13,729,179	\$4,108,012	\$9,621,167
2010/11	-2.54%	1.40%	\$84,193,306	\$50,777,288	\$33,416,018	\$13,567,175	\$3,059,579	\$10,507,596
2011/12	2.51%	3.66%	\$89,463,807	\$54,120,708	\$35,343,099	\$14,416,480	\$3,146,478	\$11,270,002
2012/13	3.77%	1.05%	\$93,811,748	\$57,930,634	\$35,881,114	\$15,117,121	\$3,146,049	\$11,971,072
2013/14	5.12%	1.23%	\$99,825,081	\$59,511,085	\$40,313,996	\$16,086,128	\$3,193,939	\$12,892,189
2014/15	0.80%	1.12%	\$101,751,705	\$61,132,366	\$40,619,339	\$16,396,590	\$3,661,696	\$12,734,894
2015/16	3.82%	1.28%	\$107,002,093	\$68,270,362	\$38,731,731	\$17,242,654	\$10,686,758	\$6,555,896

Note (1) During 2014 the City Attorney made a ruling that certain revenues which has previoulusly been shown as Non-Proceeds of Tax should be shown as Proceeds of Tax instead. That ruling is reflected in data beginning with FY 2015/16.

Attachment: Exhibits A, B, C - Gann Limit CSD [Revision 1] (1488 : PUBLIC HEARING ESTABLISHING

City of Moreno Valley

Date Council Approved _____

Date Effective _____

CLASS SPECIFICATION
Business License Liaison

GENERAL PURPOSE

Under general supervision, performs field and office work to identify businesses that are not in compliance with the business license provisions of the City's Municipal Code and to assist them to becoming compliant; review and process business license applications; and performs related duties as assigned.

DISTINGUISHING CHARACTERISTICS

Business License Liaison performs complex and highly responsible duties in the preparation, administration and maintenance of business license and other accounting transactions and records, ensuring that these functions are carried out in an accurate, timely manner in accordance with legal requirements and sound financial management principles and practices.

ESSENTIAL DUTIES AND RESPONSIBILITIES

The duties listed below are intended only as illustrations of the various types of work that may be performed. The omission of specific statements of duties does not exclude them from the position if the work is similar, related or a logical assignment to this class.

1. Provides information and responds to inquiries from business owners and members of the public in the field, at the public counter and over the phone.
2. Identifies business activities and businesses operating through the use of field surveys, computerized databases, published business lists and other resources to assure proper compliance with the business tax and other fee requirements.
3. Performs on-site inspections of various commercial or residential business establishments, transient businesses and construction sites for valid and proper business license.
4. Check businesses for proper display of business tax certificates.
5. Investigate applicants for a variety of business tax categories, including such things as commercials stores, contractor and subcontractors, and others.
6. Maintain business tax files and records. Enters and updates business owners regarding the status of their accounts.
7. Reviews and processes business license applications, renewals and other business records to determine the adequacy of tax and fees paid both in the field and in the office.
8. Accepts business tax payments and issues appropriate receipts.
9. Issues notices of non-compliance to businesses operations delinquent in paying the business tax.

10. May issue citations to businesses operating in violation of the Municipal Code.
11. May prepare evidence files on businesses operating in a manner that does not comply with the Municipal Code.
12. Uses a City vehicle to perform field inquiries of business tax compliance.

QUALIFICATIONS

Knowledge of:

1. General characteristics of a wide variety of businesses commonly requiring business tax certificates.
2. Research techniques useful in reviewing business activities to ensure compliance with business tax requirements.
3. Effective customer service techniques.
4. Principles and practices of record keeping.
5. Standard office practices and procedures.
6. Principles and practices of sound business communication.

Ability to:

1. Analyze information, identify problems, develop solutions and implement recommendations in support of City, department and division goals.
2. Read, interpret, apply and explain municipal codes and ordinances related to business licenses, special events and other.
3. Provide effective customer service.
4. Make basic arithmetic calculations accurately and quickly.
5. Complete, compile, file and maintain accurate records and reports.
6. Understand and follow written and oral instructions.
7. Organize, set priorities and exercise sound judgment within established guidelines.
8. Process and audit a high volume of business renewals.
9. Follow applicable safety rules.
10. Communicate clearly and effectively, both orally and in writing.
11. Use standard office equipment, including personal computer and applicable software applications.
12. Interpret, apply and reach sound decisions in accordance with City rules, policies and department procedures.

13. Establish and maintain effective working relationships with supervisors, staff of other departments, customers, the public and others encountered in the course of work.

Education, Training and Experience:

A typical way of obtaining the knowledge, skills and abilities outlined above is a high school diploma or equivalent; and at least three years of experience in public contact work involving research or inspection skills, code compliance enforcement, interpreting and enforcing laws, codes and other regulations. Experience in a public agency is especially desirable.

Licenses; Certificates; Special Requirements:

Possession of a valid California Class C driver license and the ability to maintain insurability under the City's vehicle insurance policy. A valid Certified Revenue Officer certification is desirable.

PHYSICAL AND MENTAL DEMANDS

The physical and mental demands described here are representative of those that must be met by an employee to successfully perform the essential functions of this class. Reasonable accommodations may be made to enable individuals with disabilities to perform the essential functions.

Physical Demands

While performing the duties of this class, employees are regularly required to sit; talk or hear, in person and by telephone; use hands repetitively to finger, handle, feel or operate computers and other standard office equipment; and reach with hands and arms. Employees are frequently required to walk and stand; and lift up to 10 pounds.

Specific vision abilities required by this job include close vision and the ability to adjust focus.

Mental Demands

While performing the duties of this class, employees are regularly required to use written and oral communication skills; read and interpret data; use math and mathematical reasoning; analyze and solve problems; learn and apply new information and skills; perform highly detailed work on multiple, concurrent tasks; and interact with City staff, customers, the public and others encountered in the course of work.

WORK ENVIRONMENT

The work environment characteristics described here are representative of those an employee encounters while performing the essential functions of this class. Reasonable accommodations may be made to enable individuals with disabilities to perform the essential functions.

Employees work under typical office conditions and regularly works in outside weather conditions. The employee is occasionally exposed to wet or humid conditions, vibration, airborne particles, toxic or caustic chemicals, and risk of electrical shock. The noise level is occasionally loud.

City of Moreno Valley

Date Council Approved _____

Updated: _____

CLASS SPECIFICATION
Fleet Maintenance Supervisor

GENERAL PURPOSE

Under general supervision, plans, coordinates, directs and supervises activities of vehicle and equipment maintenance operations involved in the maintenance, diagnoses, repairs and overhauling a wide variety of diesel and gas-powered heavy and light vehicles and equipment; and performs related duties as assigned.

DISTINGUISHING CHARACTERISTICS

The Fleet Maintenance Supervisor reports to the Maintenance and Operations Division Manager overseeing the operation of Fleet Services, and provides supervision, technical assistance and training to the Fleet Services staff.

ESSENTIAL DUTIES AND RESPONSIBILITIES

The duties listed below are intended only as illustrations of the various types of work that may be performed. The omission of specific statements of duties does not exclude them from the position if the work is similar, related or a logical assignment to this class.

1. Plans, coordinates, inspects, supervises and may participate in the maintenance and repair of gas and diesel-powered equipment and vehicles; coordinates maintenance and repair activity with City departments
2. Supervises and assigns work to subordinates, providing general instructions and technical assistance; coordinates the scheduling and completion of maintenance and repair activity with City departments.
3. Supervises work methods and operations; plans and schedules activities; monitors maintenance and operating costs; procures materials; processes and follows up on payment of invoices; insurance fleet maintenance policies, procedures and services are effectively rendered; make suggestions and recommends changes to increase effectiveness; participates in the development of the division budget.
4. Supervises programs relative to the preventative maintenance and repair of equipment and vehicles; inspects equipment and vehicles to assess the extent and cost of needed repair; maintains related records, including inventory and stock, and prepares correspondence and reports regarding vehicle and equipment service.
5. Assists in the evaluation for replacement and development of specifications and projection of cost for new City vehicles and equipment, and capital equipment related to equipment and vehicle maintenance.

OTHER DUTIES

1. Cleans shop and vehicle service areas and ensures supplies and equipment are maintained in orderly condition; orders parts and supplies as needed.

2. Participates in after-hours emergency responses to equipment failure or breakdowns emergency repairs in the field as needed.

QUALIFICATIONS

Knowledge of:

1. Methods, techniques, parts, tools and materials used in the overhaul, maintenance and repair of diesel- and gasoline-powered vehicles, including automatic and manual transmissions, brakes, suspension and steering systems.
2. Principles and practices of employee supervision.
3. Purchasing procedures.
4. Safe work methods and safety practices pertaining to the work, including OSHA standards.
5. Operation and maintenance of a wide variety of equipment, hand, shop and power tools common to the field.
6. Machine and welding shop methods and practices.
7. Relevant codes and regulations.
8. Federal, state and local laws and regulations pertaining to the handling and disposal of hazardous waste and clean air requirements.
9. Fuel delivery systems.
10. Air quality regulations.

Ability to:

1. Plan, estimate, coordinate and schedule the work of others.
2. Prepare and maintain a variety of reports and records.
3. Operate and maintain equipment and tools used in the field.
4. Identify and implement effective courses of action to complete assigned work.
5. Coordinate work assignments with other divisions and departments.
6. Develop and implement foals, objectives, policies, procedures, work standards and internal controls.
7. Exercise independent judgment and initiative without close supervision.
8. Prepare basic records and reports.
9. Read and interpret manuals, specifications and drawings.
10. Use shop mathematics to make calculations.

11. Safe work methods and safety regulations pertaining to the work.
12. Establish and maintain effective working relationships with City management, staff, vendors and others encountered in the course of work.

Education, Training and Experience:

A typical way of obtaining the knowledge, skills and abilities outlined above is graduation from high school or G.E.D. equivalent; five years of related journey-level mechanic experience, including two years of lead/supervisory experience, preferably in management of a commercial or government fleet.

Licenses; Certificates; Special Requirements:

A valid California Class B driver's license and the ability to maintain insurability under the City's vehicle insurance policy. A valid California Class A driver's license or the ability to obtain one within 12 months of hire is highly desirable. ASE Certification in automobiles and/or medium/heavy trucks.

PHYSICAL AND MENTAL DEMANDS

The physical and mental demands described here are representative of those that must be met by an employee to successfully perform the essential functions of this class. Reasonable accommodations may be made to enable individuals with disabilities to perform the essential functions.

Physical Demands

While performing the duties of this job, the employee is frequently required to use hands to finger, handle, feel or operate objects, tools or controls; and reach with hands and arms. The employee is occasionally required to climb or balance, stoop, kneel, crouch or crawl, walk, sit and talk or hear. The employee must regularly lift and/or move up to 50 pounds and frequently over 100 pounds. Specific vision abilities required by this job include close vision, color vision and the ability to adjust focus.

Mental Demands

While performing the duties of this class, employees are regularly required to use written and oral communication skills; read and interpret data, information and documents; analyze and solve basic problems; use simple math and mathematical reasoning; observe and interpret situations; learn and apply new information or new skills; work under deadlines with interruptions; and interact with City management, staff, vendors and others encountered in the course of work.

WORK ENVIRONMENT

The work environment characteristics described here are representative of those an employee encounters while performing the essential functions of this class. Reasonable accommodations may be made to enable individuals with disabilities to perform the essential functions.

The employee frequently works near moving mechanical parts or in outside weather conditions and is occasionally exposed to wet and/or humid conditions, fumes, toxic or caustic chemicals. The noise level is moderately noisy.

City of Moreno Valley

Date Council Approved _____

Date Effective _____

CLASS SPECIFICATION
Building Safety Supervisor

GENERAL PURPOSE

Under general supervision, performs highly skilled specialty technical work in the enforcement of building, zoning, fire, mechanical, plumbing, electrical, sanitation and related codes and regulations governing housing, new building construction, and remodeling, repair and use; acts as a lead and schedules, assigns, directs, reviews and evaluates the work of building safety staff; provides training and guidance to assigned staff; and performs related duties as assigned.

DISTINGUISHING CHARACTERISTICS

Building Safety Supervisor supervises the work of assigned staff responsible for permit issuance, plan review and conducting building inspections and to ensure enforcement of state and municipal codes and ordinances in the Building Safety Division. The incumbent may also perform the more complex inspection, plan reviews and investigations and coordinate work with other City departments and governmental agencies to ensure the Division's objectives are met. Duties and responsibilities are carried out with a high degree of independence within the framework of established policies, procedures and regulations.

Building Safety Supervisor is distinguished from Building & Neighborhood Services Division Manager in that the latter class is responsible for planning, managing, directing, evaluating, supervising and overseeing the work of an entire Division's staff.

ESSENTIAL DUTIES AND RESPONSIBILITIES

The duties listed below are intended only as illustrations of the various types of work that may be performed. The omission of specific statements of duties does not exclude them from the position if the work is similar, related or a logical assignment to this class.

1. Plans, organizes, supervises and evaluates the work of assigned staff; participates in establishing operational plans and initiatives to meet division goals and objectives; implements division plans, work programs, processes, procedures and policies required to achieve overall division performance results; coordinates and integrates functions and responsibilities to achieve optimal efficiency and effectiveness; participates in developing and monitoring performance against the annual budget.
2. Plans and evaluates the performance of assigned staff; establishes performance requirements and personal development targets; monitors performance and provides coaching for performance improvement and development; provides or recommends compensation and other rewards to recognize performance; takes disciplinary action, up to and including termination, to address performance deficiencies, subject to management concurrence, in accordance with the City's human resources policies and procedures and labor contract provisions.

3. Provides leadership and works with staff to develop and maintain a high performance, customer service-oriented work environment that supports achieving the City’s mission, strategic goals and core values.
4. Conducts complex and difficult structural building inspections on commercial, industrial and residential structures, requiring interpretation and application of state and local codes, related regulations and restrictions.
5. Performs general inspections of work under permit in the City to enforce building, zoning, housing, fire, plumbing, electrical, sanitation and related codes and regulations; reviews plans and specifications for building and related construction, installation, repair, replacement and alteration in compliance with codes.
6. Inspects sites and buildings before construction or alteration for adequacy of plans, use of occupancy, compliance with regulations, and validity of permits; inspects construction or alterations in progress for conformity with approved construction and installation practices; makes final inspections to clear permits; provides technical and referral information to contractors, supervisors and owners on construction and alteration methods and materials.
7. Answers inquiries from and advises property owners, builders and the public regarding compliance with City municipal and building codes; represents the City in public and community meetings and provides information to the public on City building safety policies and regulations; responds to citizen complaints regarding potential code violations; conducts research regarding property ownership, current and past permits and applications and applicable codes; prepares administrative search or seizure warrants or warrants for demolition; obtains warrants to perform inspections of property, abatements of property or to demolish buildings; coordinates enforcement actions with other City departments and other governmental agencies when necessary; performs sweeps and special details with policy staff, fire inspectors, and representative of other governmental agencies; represents the City in court and at administrative hearings and testifies regarding code violations.
8. Interprets codes and regulations, explains the City’s building plan review, permit issuance and inspection programs and gives advice relevant to construction, repair methods and materials to owners, architects, engineers, contractors, lending institutions, realtors and utility companies; determines status of major projects nearing completion and coordinates conditional releases and approvals as needed.
9. Determines appropriate actions in response to code violations; issues “stop work” and “no occupancy” orders; writes citations and warning letters; investigates complaints concerning new or existing construction or work involving a permit; investigates and resolves contractor, owner-builder and developer disputes and customer concerns regarding inspection staff or building codes.
10. Maintains records and files of inspections made.

OTHER DUTIES

1. Supervises special surveys of housing conditions.
2. Assists at the public counter as required.

3. Performs plan reviews as required.
4. Serves as Building Official in that individual's absence as needed.

QUALIFICATIONS

Knowledge of:

1. Principles and methods used in various building construction craft areas, including all applications, materials and tools — from large-scale construction to installation of equipment and appliances — applicable to electrical, plumbing, structural and mechanical disciplines.
2. Modern methods of building construction and principles of structural design.
3. Principles, procedures and methods of building inspection.
4. Laws, ordinances and codes regulating building construction and zoning.
5. Appropriate safety and fire prevention methods in construction.
6. Principles and practices of effective supervision.
7. City Human Resources policies and practices and labor contract provisions.

Ability to:

1. Review plans and specifications for building and related construction and determine compliance of plans with regulations and validity of permits.
2. Inspect building sites accurately and consistently applying provisions of the City's building codes.
3. Communicate clearly and effectively, both orally and in writing.
4. Resolve job-related problems with property owners and contractors, architects, tenants, engineers, realtors and representatives of city and outside organizations and firms.
5. Prepare clear, concise and comprehensive correspondence, reports and other written materials.
6. Provide lead direction and training to assigned staff.
7. Make sound independent judgments in complex, difficult inspection work within established guidelines.
8. Exercise tact and diplomacy in dealing with sensitive and complex issues and situations.
9. Establish and maintain effective working relationships with City management, staff, owners, architects, engineers, contractors, lending institutions, realtors, utility companies and others encountered in the course of work.

Education, Training and Experience:

A typical way of obtaining the knowledge, skills and abilities outlined above is graduation from high school or G.E.D. equivalent; completion of two years of college-level course work in construction management, architecture or a related field; and five years of journey-level building inspection, structural design or plan check experience; or an equivalent combination of training and experience.

Licenses; Certificates; Special Requirements:

A valid California driver's license and the ability to maintain insurability under the City's vehicle insurance policy.

A current, valid certification as a Building Inspector through I.C.C. Also a valid certification as Plans Examiner through I.C.C., or obtained within one year of hire.

PHYSICAL AND MENTAL DEMANDS

The physical and mental demands described here are representative of those that must be met by an employee to successfully perform the essential functions of this class. Reasonable accommodations may be made to enable individuals with disabilities to perform the essential functions.

Physical Demands

While performing the duties of this job, the employee is regularly required to use hands to finger, handle, feel or operate objects, tools, or controls and reach with hands and arms. The employee frequently is required to stand and talk or hear. The employee is frequently required to walk; sit; climb or balance; bend, grasp, stoop, kneel, crouch, twist, climb ladders or inclines, or crawl. The employee must frequently lift and/or move up to 50 pounds.

Specific vision abilities required by this job include close vision, distance vision, color vision, peripheral vision, depth perception, and the ability to adjust focus.

Mental Demands

While performing the duties of this class, employees are regularly required to use written and oral communication skills; read and interpret data, information and documents; analyze and solve problems; use math and mathematical reasoning; observe and interpret situations; learn and apply new information or new skills; work under deadlines with constant interruptions; interact with City management, staff, owners, architects, engineers, contractors, lending institutions, realtors, utility companies and others encountered in the course of work, some of whom may be dissatisfied or quarrelsome.

WORK ENVIRONMENT

The work environment characteristics described here are representative of those an employee encounters while performing the essential functions of this class. Reasonable accommodations may be made to enable individuals with disabilities to perform the essential functions.

The employee may work in outside weather conditions, exposed to heat, cold, wind, rain and other conditions. The employee, at times, works near moving mechanical parts, is exposed to wet and/or humid conditions and vibration, and works in confined or high, precarious places. The employee is occasionally exposed to fumes or airborne particles, toxic or caustic chemicals, dust and soil, slippery and uneven surfaces, risk of electrical shock and moving traffic. The noise level is frequently loud.

PROPOSED TWO YEAR BUDGET FISCAL YEARS 2015/16 – 2016/17

PRESENTATION BY: Michelle Dawson, City Manager
Richard Teichert, Chief Financial Officer
Marshall Eyerman, Financial Resources Division Manager



Proposed Budget Introduction

- Budget Instructions
 - Maintain a balanced budget
 - Maintain existing service levels
 - Maintain rollover budget amounts
- Create a foundation for the future growth of the City through essential investments in operations (Econ. Dev.)
- City positioned to address ongoing challenges
 - Council may amend the budget throughout the FYs
 - Continue to bring back items for Council Study Sessions
 - Make timely adjustments to the budget through quarterly reviews



Budget Calendar

- April - June: Public review of the Proposed Budget
- April - June: Meetings and responses to Council Member request
- May 5: City Council Study Session
- May 12: City Council Meeting
- May 19: City Council Study Session
- May 26: City Council Meeting
- June 9: City Council Meeting - Budget Adopted (effective July 1)

- Future: User fees/Development Impact Fees/Quimby study
- Future: Quarterly budget reviews and study sessions



Key Budget Points

- Create a foundation for the future growth of the City through essential investments in operations
 - Re-establish the Economic Development Department
- Remain focused on providing critical community services such as Fire and Police
 - Maintain existing service levels
 - Maintain rollover budget amounts
- Completes pension reform
 - Employees begin to pay their own retirement



Key Budget Points

- Gas Tax
 - Funding for street maintenance being impacted by lower gas prices and State funding
 - Reassignment of staff to address needs in non-gas tax functions
- Creation of Fleet Operations
 - Reduced maintenance costs and efficient use
 - Vehicle replacements
 - New vehicle “lease” program

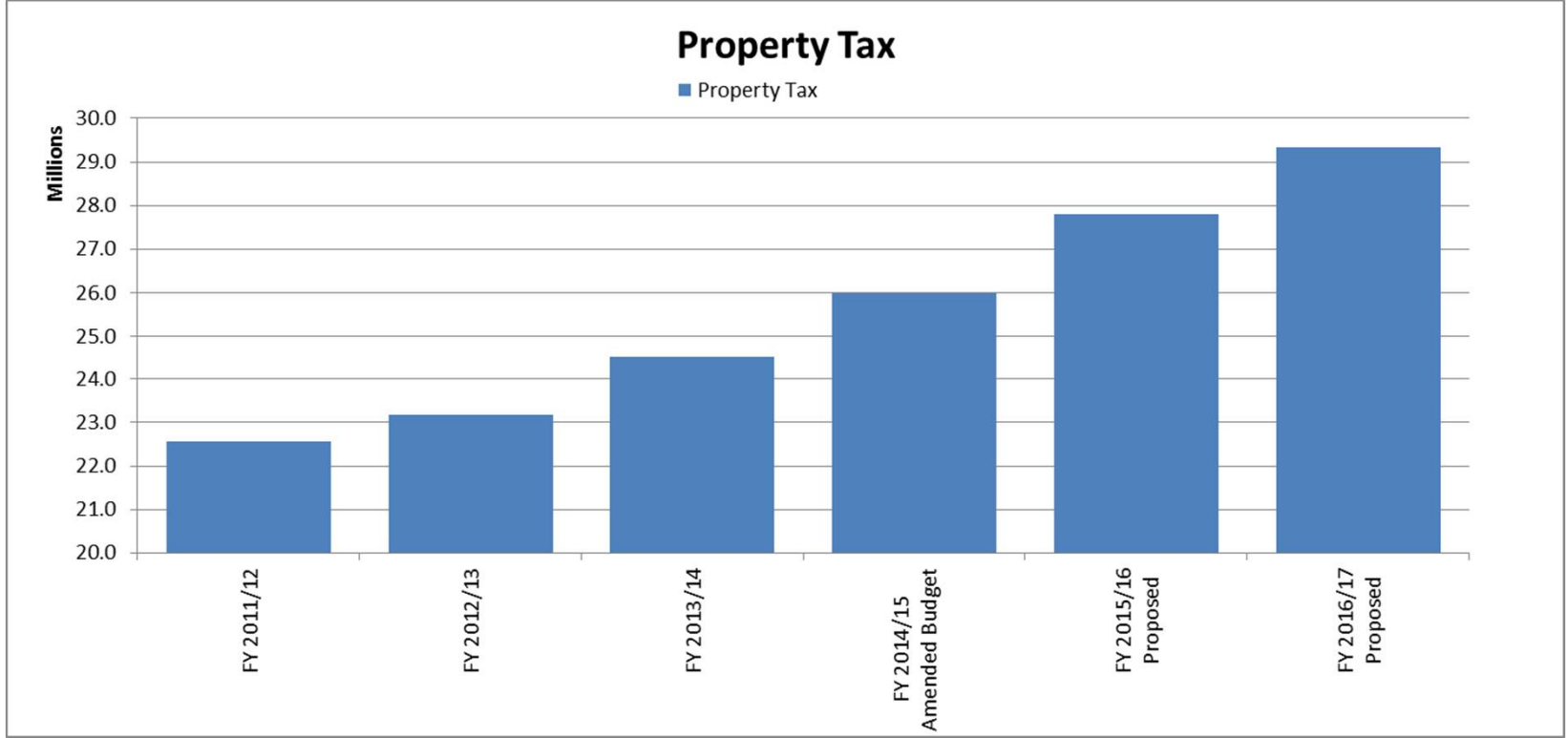


Key Budget Points

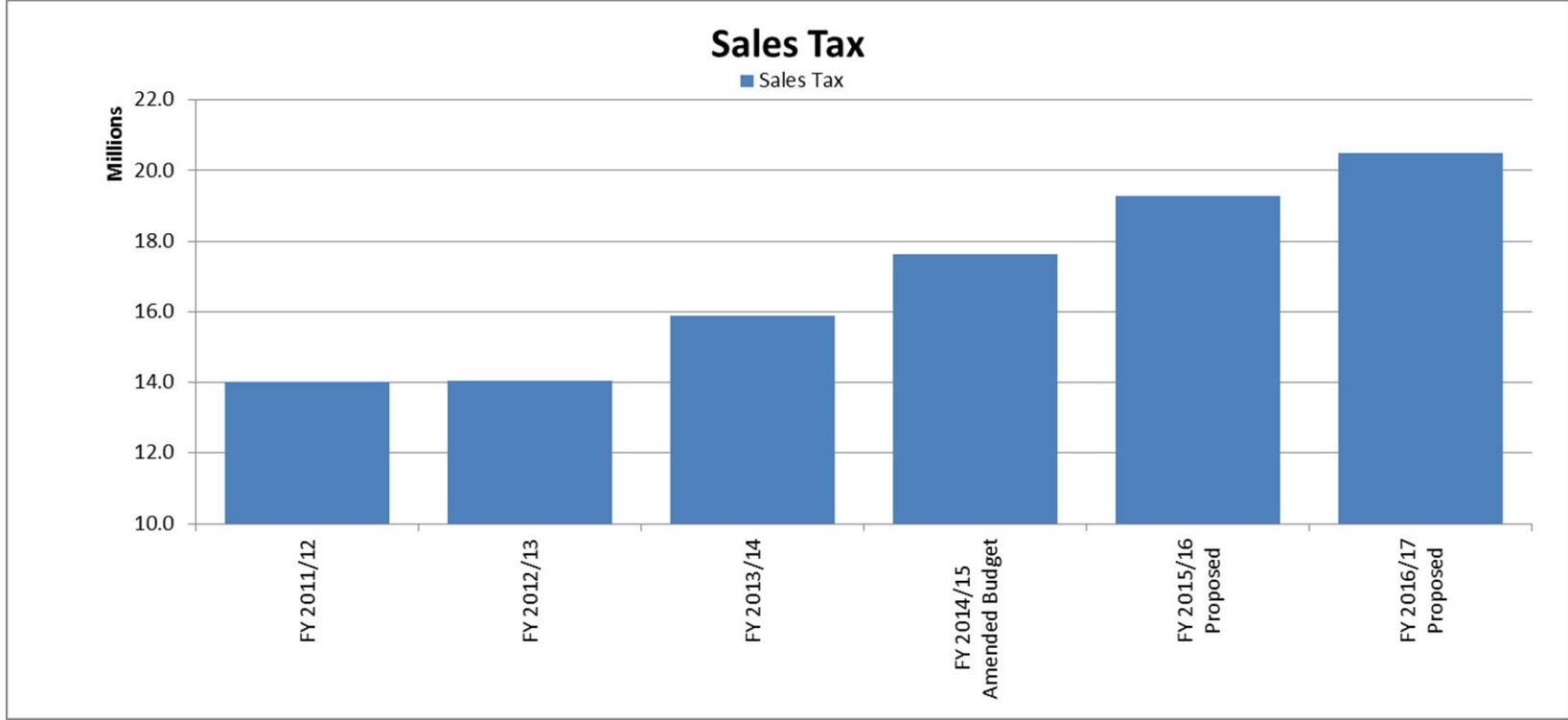
- Certain areas have also been reviewed during the budget process
 - Staffing/Position Control
 - Fire Department
 - Discretionary/Back Fill Funding
 - Library Facilities
 - Fleet Operations
 - Police Department
 - Crossing Guards



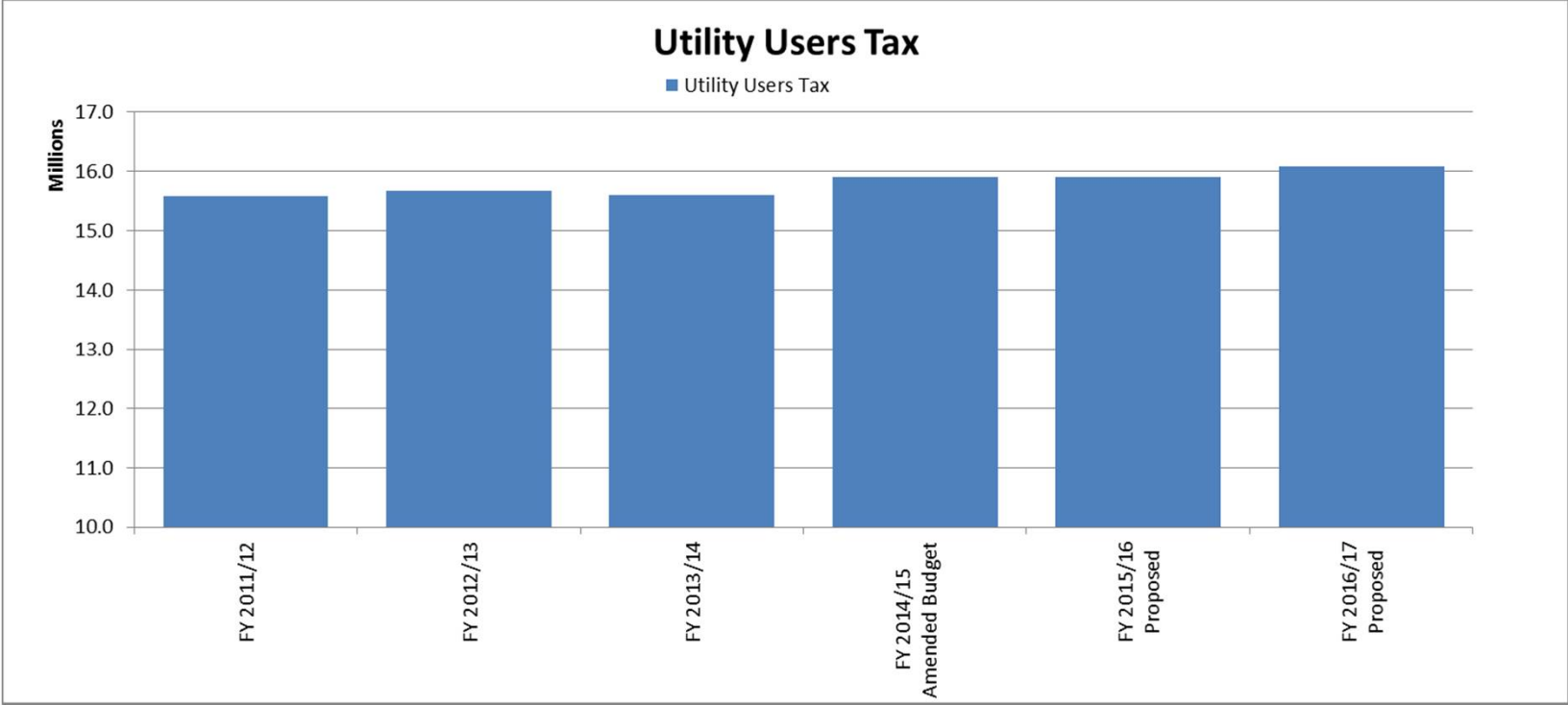
Revenue - Property Taxes



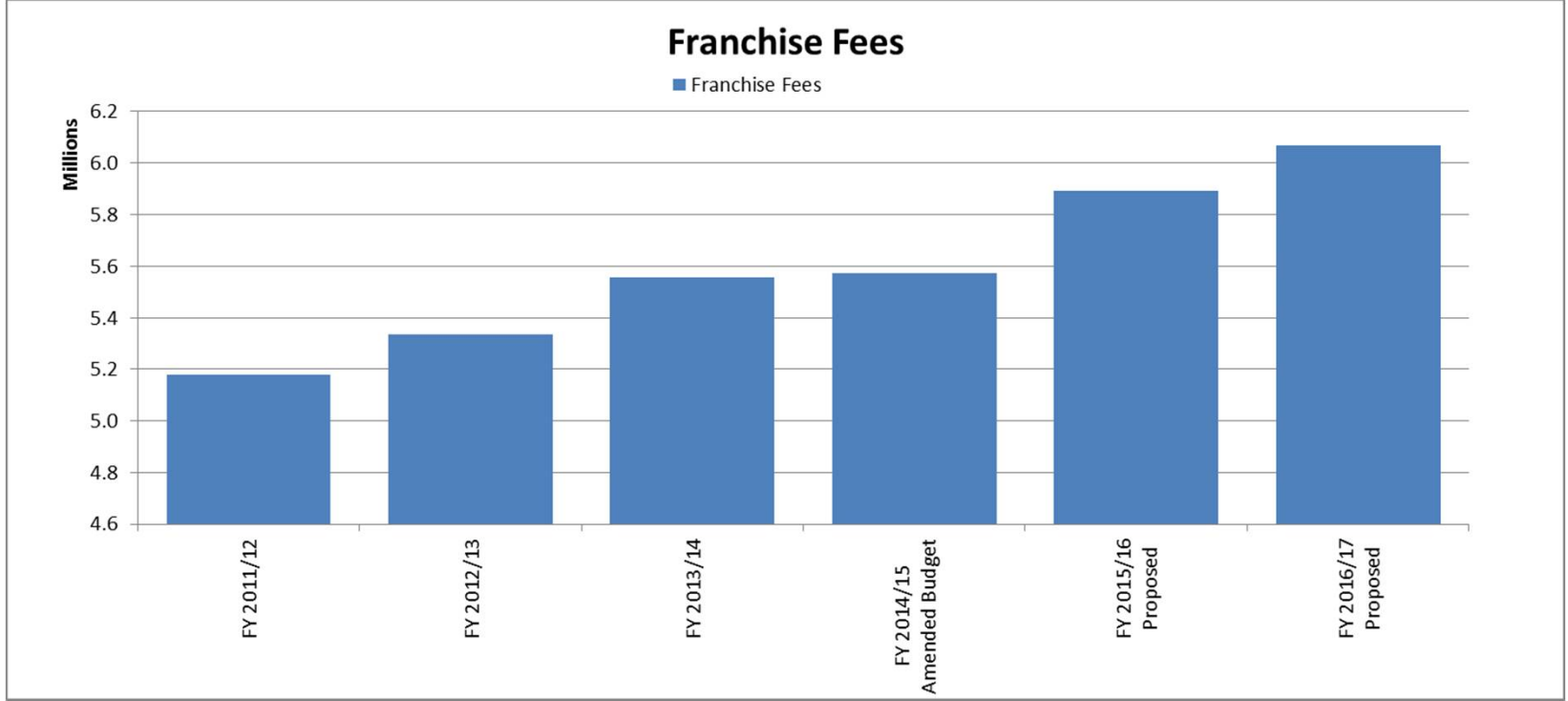
Revenue – Sales Tax



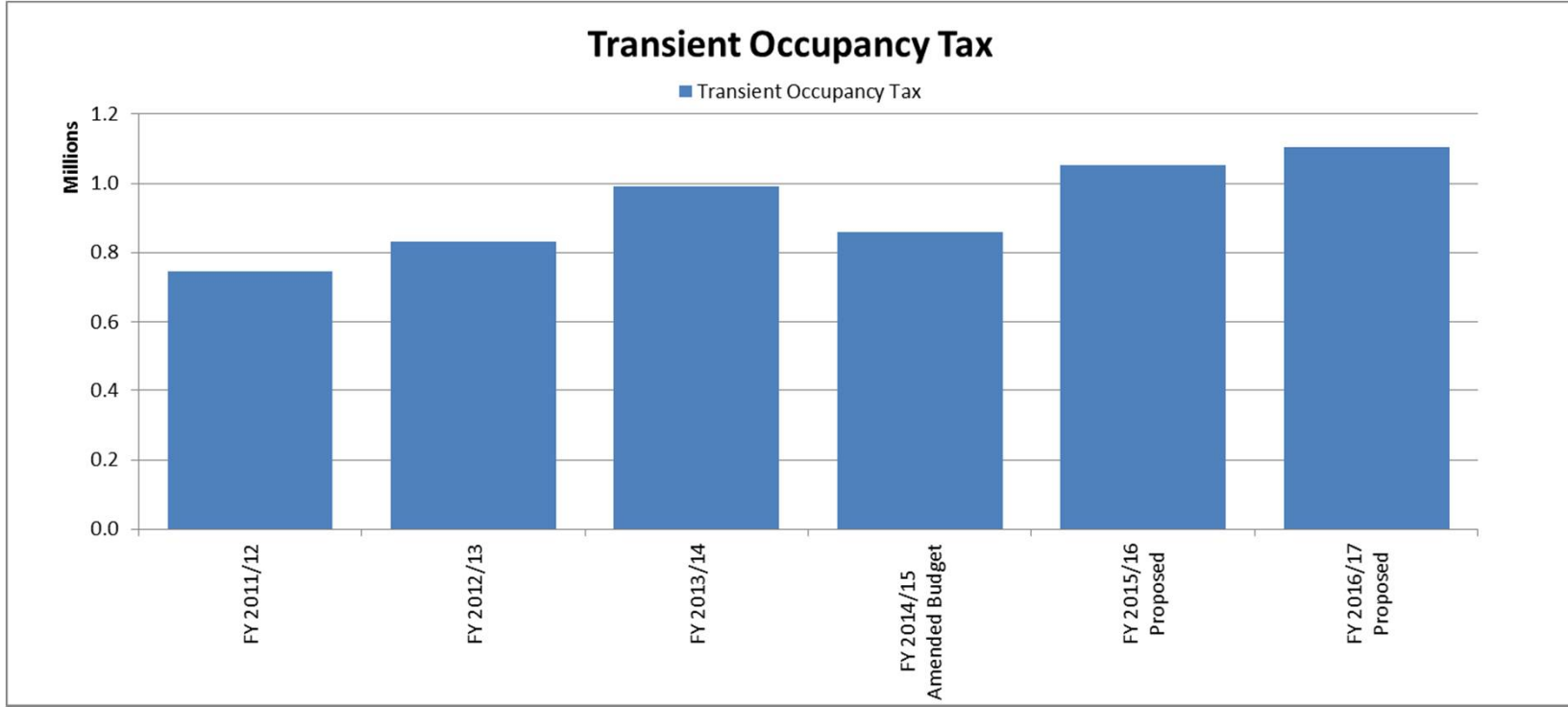
Revenue - Utility Users Tax



Revenue - Franchise Fees



Revenue - Transient Occupancy Tax



General Fund Revenue

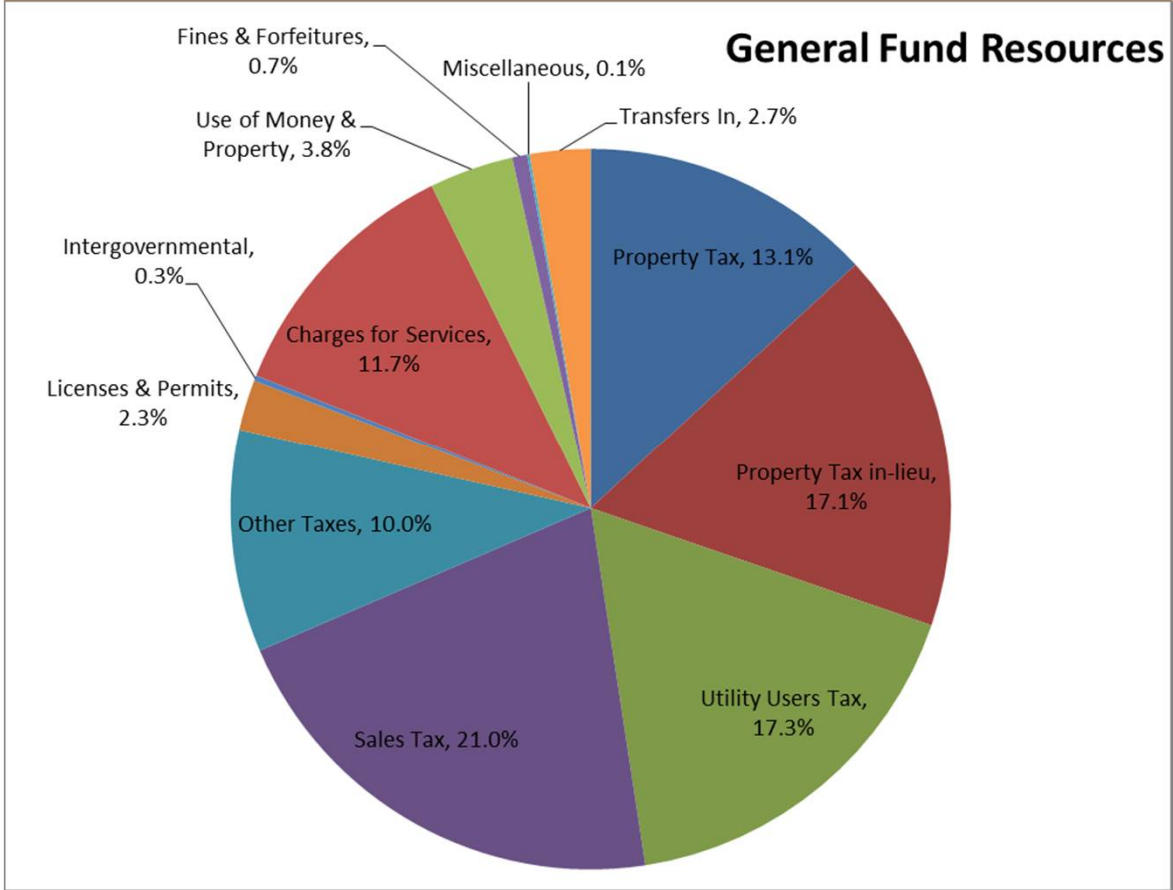
Revenues returning

- Still not at pre-recession levels
- Costs have continued to increase

General Fund Revenue Projections		
Fund/Component Unit	FY 2015/16 Proposed	FY 2016/17 Proposed
Taxes:		
Property Tax	\$ 12,072,224	\$ 12,736,197
Property Tax in-lieu	15,732,303	16,597,580
Utility Users Tax	15,912,000	16,092,542
Sales Tax	19,269,321	20,486,866
Franchise Fees	5,892,250	6,069,018
Business Gross Receipts	1,710,000	1,778,000
Transient Occupancy Tax	1,053,000	1,105,650
Other Taxes	500,000	500,000
Charges for Services	10,733,409	10,971,363
Use of Money & Property	3,469,962	3,469,962
Licenses & Permits	2,090,930	2,126,877
Fines & Forfeitures	623,760	629,073
Intergovernmental	230,000	215,000
Transfers In	2,492,842	2,547,650
Miscellaneous	103,400	103,400
Total Revenue Budget	\$ 91,885,401	\$ 95,429,178



General Fund Revenue



Expenditures – All Funds

Expenditures by major fund type and component unit of the City.

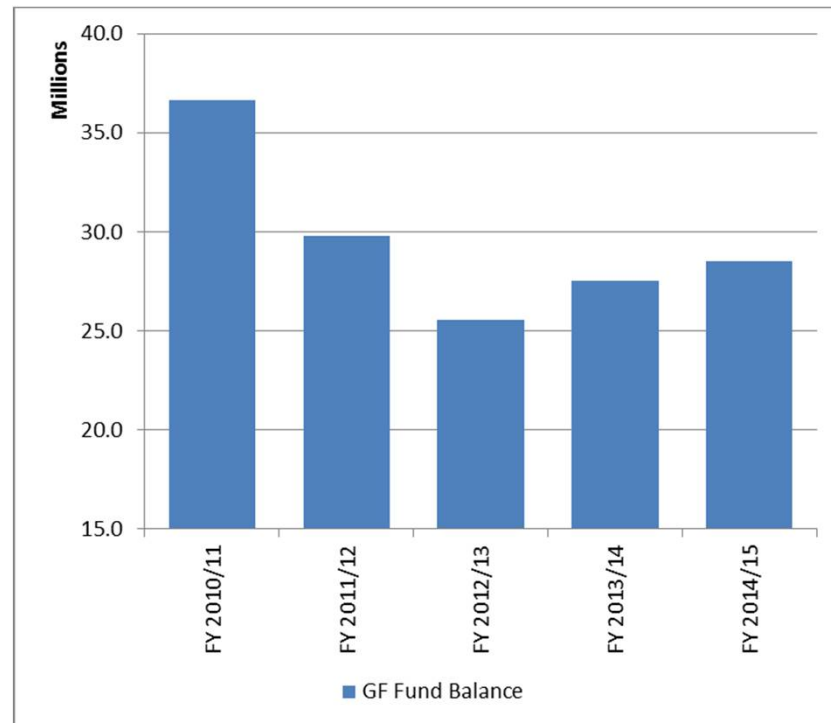
- Structurally balanced
- Contract rates continue to increase

Budget Expenditure Summary		
Fund/Component Unit	FY 2015/16 Proposed	FY 2016/17 Proposed
General Fund	\$ 91,635,196	\$ 95,154,160
Community Services District (CSD)	19,313,385	19,851,779
Successor Agency	5,394,517	5,395,517
Housing Fund	72,000	72,000
Special Revenue Funds	27,817,559	27,513,046
Capital Projects Funds	2,391,884	2,410,500
Enterprise Funds	23,688,897	23,549,201
Internal Service Funds	20,106,545	11,915,579
Debt Service Funds	6,237,300	6,670,800
Total Budget	\$ 196,657,283	\$ 192,532,582

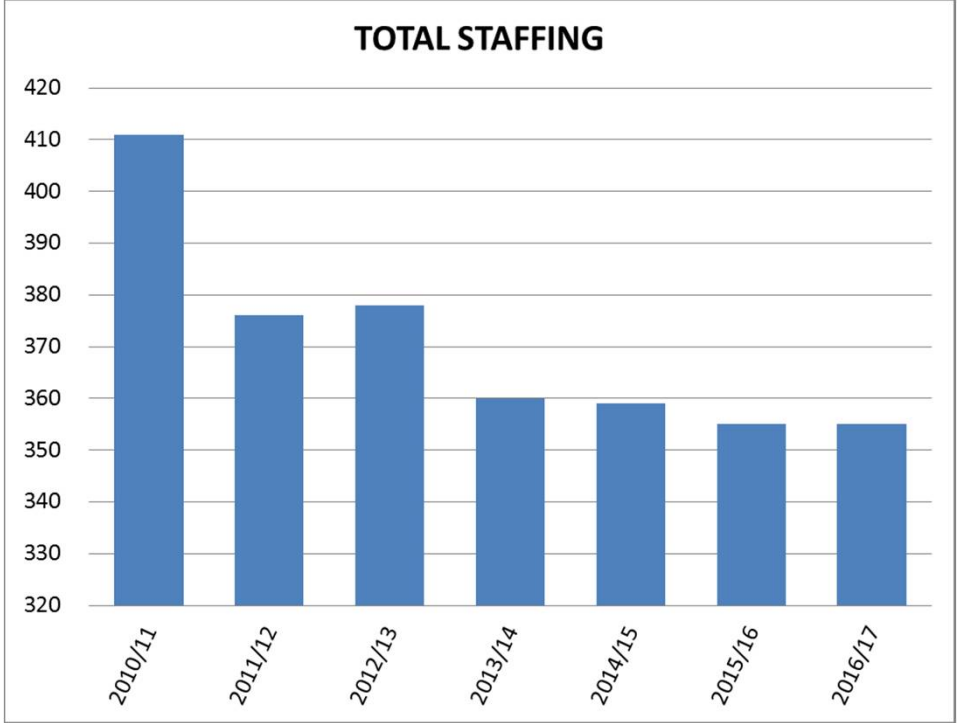


General Fund - Fund Balance

- FY 2014/15 Projected
Unrestricted balance \$28.5M
- Unassigned funds may be used to cover annual cash flow requirements and reserves.
- FY 2015/16 projected \$28.8M
- FY 2016/17 projected \$29.0M

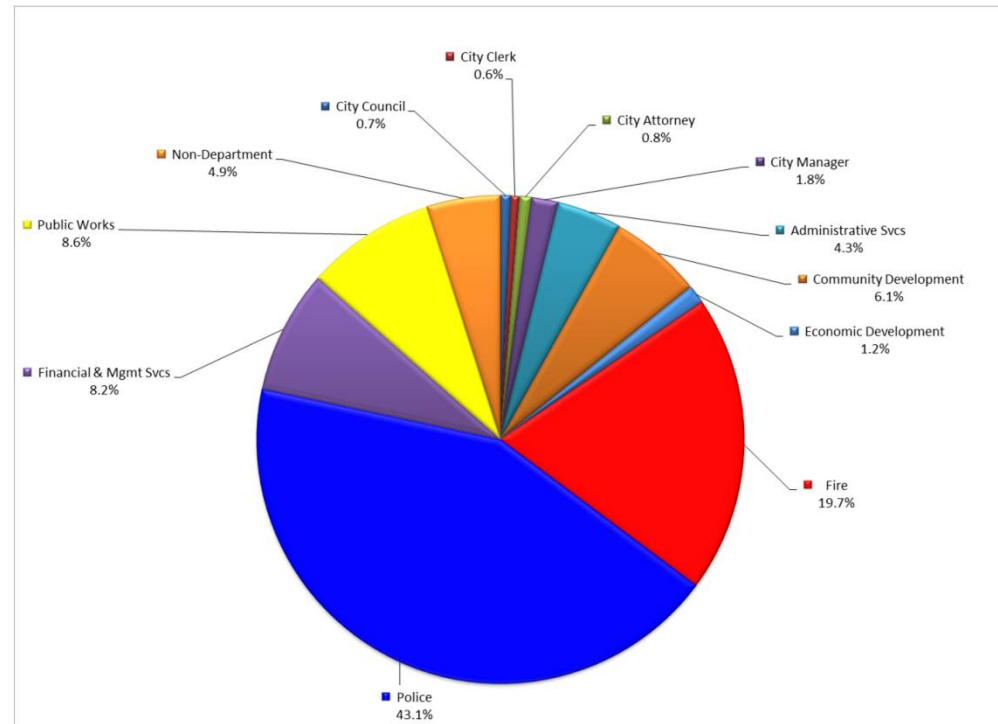


Expenditures - Personnel



Expenditures - Departments

- 12 Departments
- All technology costs now reflected in Finance
- Public safety 63%



General Fund

- Summary of key expenditure changes for FY 2015/16 (\$7M increase)
 - Police contract - \$3.0M
 - Estimated 10% contract increase
 - Fire contract – \$700,000
 - Estimated 5% contract increase
 - Technology Services – \$800,000
 - Maintenance, replacement, and operation costs for previously approved technology
 - Vehicle replacement - \$2.5M
 - Expense offset with equal transfer in
 - Employee Wages, Benefits, and Retirement - \$700,000



General Fund

- Summary of key expenditure changes for FY 2016/17 (\$3.5M increase)
 - Police contract - \$2.8M
 - Estimated 8% contract increase
 - Fire contract – \$800,000
 - Estimated 5% contract increase
 - Employee Wages, Benefits, and Retirement - \$300,000



Citywide Budget Summary FY 2015-16

	General Fund	Community Services District	Successor Agency	Housing
Revenues:				
Total Revenues	91,885,401	18,963,501	5,398,467	72,000
Expenditures:				
Personnel Services	\$ 18,446,109	\$ 5,594,978	\$ 88,954	\$ -
Contractual Services	61,325,987	9,137,400	180,763	72,000
Material & Supplies	3,614,989	1,119,150	2,800	-
Debt Service	-	-	3,645,000	-
Fixed Charges	4,298,728	3,391,673	7,000	-
Fixed Assets	50,000	20,192	-	-
Transfers Out	3,899,383	49,992	1,470,000	-
Total Expenditures	91,635,196	19,313,385	5,394,517	72,000
Net Change in Fund Balance	\$ 250,205	\$ (349,884)	\$ 3,950	\$ -



Citywide Budget Summary FY 2015-16

	Special Revenue Funds	Capital Projects	Enterprise Funds	Internal Service Funds	Debt Service
Revenues:					
Total Revenues	31,020,028	7,439,420	27,315,619	18,150,528	6,274,900
Expenditures:					
Personnel Services	\$ 7,546,941	\$ -	\$ 1,003,499	\$ 1,370,383	\$ -
Contractual Services	9,634,441	4,200	477,218	2,523,042	13,600
Material & Supplies	843,794	-	167,496	2,852,369	-
Debt Service	363,200	-	2,149,656	-	6,043,200
Fixed Charges	1,699,960	176,300	1,658,015	1,752,266	-
Fixed Assets	2,452,000	1,942,624	18,233,013	127,643	-
Transfers Out	5,277,223	268,760	-	11,480,842	180,500
Total Expenditures	27,817,559	2,391,884	23,688,897	20,106,545	6,237,300
Net Change in Fund Balance	\$ 3,202,469	\$ 5,047,536	\$ 3,626,722	\$ (1,956,017)	\$ 37,600



Citywide Budget Summary FY 2016-17

	General Fund	Community Services District	Successor Agency	Housing
Revenues:				
Total Revenues	95,429,178	19,097,133	5,396,892	72,000
Expenditures:				
Personnel Services	\$ 18,848,815	\$ 5,680,426	\$ 89,725	\$ -
Contractual Services	65,177,905	9,596,850	179,992	72,000
Material & Supplies	3,569,633	1,056,450	2,800	-
Debt Service	-	-	3,646,000	-
Fixed Charges	3,762,131	3,396,053	7,000	-
Fixed Assets	50,000	122,000	-	-
Transfers Out	3,745,676	-	1,470,000	-
Total Expenditures	95,154,160	19,851,779	5,395,517	72,000
Net Change in Fund Balance	\$ 275,018	\$ (754,646)	\$ 1,375	\$ -



Citywide Budget Summary FY 2016-17

	Special Revenue Funds	Capital Projects	Enterprise Funds	Internal Service Funds	Debt Service
Revenues:					
Total Revenues	29,107,689	3,959,420	28,642,469	9,950,528	6,715,900
Expenditures:					
Personnel Services	\$ 7,736,783	\$ -	\$ 1,023,424	\$ 1,469,673	\$ -
Contractual Services	9,924,648	4,200	403,804	2,478,744	13,600
Material & Supplies	840,835	-	167,496	2,877,369	-
Debt Service	369,800	-	2,146,595	-	6,476,700
Fixed Charges	1,706,757	176,300	1,707,345	1,754,143	-
Fixed Assets	2,055,000	2,230,000	18,100,537	-	-
Transfers Out	4,879,223	-	-	3,335,650	180,500
Total Expenditures	27,513,046	2,410,500	23,549,201	11,915,579	6,670,800
Net Change in Fund Balance	\$ 1,594,643	\$ 1,548,920	\$ 5,093,268	\$ (1,965,051)	\$ 45,100



Community Services District (CSD)

- Provides services including parks, community services, library, landscaping and lighting
- Restricted revenue sources for specific activities and uses within the CSD
- Spending plan reflects a structured use of fund balance

Community Services District		
	FY 2015/16 Proposed	FY 2016/17 Proposed
Revenues		
Property Tax	\$ 4,045,429	\$ 4,263,157
Other Taxes	6,392,300	6,413,100
Charges for Services	6,162,347	6,246,150
Use of Money & Property	743,900	747,900
Fines & Forfeitures	50,000	50,000
Miscellaneous	9,150	9,150
Transfers In	1,560,375	1,367,676
Total Revenues	\$ 18,963,501	\$ 19,097,133
Expenditures		
5010 LIBRARY SERVICES	1,747,334	1,779,473
5011 ZONE A PARKS	9,068,071	9,250,791
5012 LMD 2014-01	1,700,769	1,795,108
5013 ZONE E EXTENSIVE LANDSCAPE	527,795	531,589
5014 LMD 2014-02	2,326,393	2,412,448
5015 CFD 2014-01	-	-
5110 ZONE C ARTERIAL ST LIGHTS	1,005,200	1,033,249
5111 ZONE D STANDARD LANDSCAPE	1,228,678	1,204,716
5112 ZONE M MEDIANS	195,126	199,740
5113 CFD#1	1,410,481	1,590,216
5114 ZONE S	53,346	54,449
5211 ZONE A PARKS - RESTRICTED ASSETS	50,192	-
Total Expenditures	\$ 19,313,385	\$ 19,851,779
Net Change/Proposed Use of Fund Balance	\$ (349,884)	\$ (754,646)

Zone A – Parks & Community Services

- Provides parks and community services throughout the City
- The General Fund provides a transfer to support recreation programs and parks maintenance
- Future revenue growth is limited and may impact future program levels

Zone A Parks Fund (5011/5211)		
	FY 2015/16 Proposed	FY 2016/17 Proposed
Revenues		
Property Tax	\$ 2,133,544	\$ 2,250,887
Other Taxes	4,930,000	4,930,000
Charges for Services	1,075,350	1,114,350
Use of Money & Property	671,200	681,200
Miscellaneous	7,150	7,150
Transfers In	521,021	521,021
Total Revenues	\$ 9,338,265	\$ 9,504,608
Expenditures		
35010 Parks & Comm Svcs - Admin	526,229	500,638
35210 Park Maintenance - General	3,362,922	3,472,640
35211 Contract Park Maintenance	485,131	502,650
35212 Park Ranger Program	379,377	386,369
35213 Golf Course Program	271,857	278,757
35214 Parks Projects	205,777	207,700
35310 Senior Program	564,102	571,615
35311 Community Services	188,893	189,741
35312 Community Events	82,767	82,767
35313 Conf & Rec Cntr	486,736	492,927
35314 Conf & Rec Cntr - Banquet	342,162	343,393
35315 Recreation Programs	1,333,706	1,344,500
35317 July 4th Celebration	134,054	134,594
35318 Sports Programs	666,855	676,447
35319 Towngate Community Center	67,503	66,053
95011 Non-Dept Zone A Parks	20,192	-
Total Expenditures	\$ 9,118,263	\$ 9,250,791
Net Change/Proposed Use of Fund Balance	\$ 220,002	\$ 253,817



Moreno Valley Electric Utility

- Funded through charges for services
- The customer base includes residential, commercial and industrial customers.
- Revenue will allow creation of rate stabilization and replacement reserve funding
- Figures do not reflect proposed bond debt service payments

Electric Utility (6000's)				
	FY 2015/16 Proposed		FY 2016/17 Proposed	
Revenues				
Charges for Services	\$	27,153,398	\$	28,475,344
Use of Money & Property		80,500		80,500
Miscellaneous		81,721		86,625
Total Revenues	\$	27,315,619	\$	28,642,469
Expenditures				
45510 Electric Utility - General		18,809,614		18,508,368
45511 Public Purpose Program		2,740,147		2,903,183
45520 2007 Taxable Lease Rev Bonds		1,831,700		1,834,700
80005 CIP - Electric Utility		-		-
96031 Non-Dept 2013 Refunding 2005 LRB		178,450		180,450
96032 Non-Dept 2014 Refunding 2005 LRB		128,986		122,500
Total Expenditures	\$	23,688,897	\$	23,549,201
Net Change/Proposed Use of Fund Balance	\$	3,626,722	\$	5,093,268



Future Events/Study Sessions

- Quarterly budget reviews
- User fees study
- Development Impact Fees/Quimby study
- Transient Occupancy Tax (TOT) rate review
- Gas Tax and Measure A fund review
- Utility User Tax (UUT) analysis
- Library facilities funding analysis
- Street Light funding analysis
- Examine parks Zone A and CFD revenues
- Police and Fire Contracts



Summary

- Balanced General Fund Budget
- Continue to monitor budget throughout the FY
- Council's strong leadership leaves City positioned to address future challenges





Report to City Council

TO: Mayor and City Council

FROM: Michael Jenkins, Interim City Attorney

AGENDA DATE: June 9, 2015

TITLE: CONSIDERATION OF A BALLOT MEASURE FOR WORLD LOGISTICS CENTER LEGISLATIVE ENTITLEMENTS

RECOMMENDED ACTION

Recommendation: That the City Council:

1. Consider whether to place the legislative entitlements for the World Logistics Center ("WLC") project on the ballot for decision by the electorate.

SUMMARY

At its regular meeting of May 26, 2015, Councilman Giba, with a second by Mayor Molina, asked for an item to be placed on this agenda to allow the Council to consider whether to place the legislative entitlements for the WLC project on the ballot for decision by the electorate. This report recommends that the Council deliberate on this question and provide direction to staff.

DISCUSSION

The WLC project application is presently pending before the City; the final Environmental Impact Report is in circulation and a public hearing on the project has been scheduled before the Planning Commission for June 11, 2015.

The World Logistics Center project is a particularly large and complex project that encompasses a project area of approximately 3,818 acres in the eastern portion of the City. The project area is generally bound by State Route 60 on the north, Gilman Springs Road on the east, the San Jacinto Wildlife Area on the south and Redlands Boulevard on the west. The project proposes to convert the land use and zoning potential for the area from a current variety of residential, commercial, industrial business park, mixed-use and open space land uses to a predominantly industrial and open space based land use mix.

More specifically, the industrial components would allow for up to 40,600,000 square feet of warehousing and distribution centers that could complement the current and anticipated growth in logistics and goods movement demand and activity that resonate from the major marine ports in Long Beach and Los Angeles. In addition to the proposed industrial land use, the project would result in a significant consolidation of Open Space zoning in the southern portion of the project area adjacent to the San Jacinto Wildlife area. The project applications include a request for approval of a number of entitlements, including a General Plan Amendment, a Specific Plan and corresponding zoning atlas changes for approximately 2,610 acres of the total project area, pre-zoning of an 85-acre parcel within the proposed Specific Plan area that is identified for future annexation to the City, a Tentative Parcel Map for financing and conveyance purposes only, a Development Agreement for approximately 2,263 acres of the approximate 2,610 acre proposed Specific Plan, and a Zoning Atlas Change for approximately 1,208 acres within the project area and outside of the proposed Specific Plan area. Of those applications, all but the Tentative Parcel Map are considered to be “legislative” in character under California law.

Under State law and the City’s zoning ordinance, the Planning Commission is charged with making a recommendation to the City Council on the legislative entitlements. In the ordinary course of events, a public hearing would be scheduled for consideration of the project by the City Council, at which the City Council would render a final decision. The City Council’s decision on the legislative entitlements would be subject to referendum under section 9237 of the California Elections Code or challenge by way or a writ of mandate under Government Code section 1094.6, or both.

California Elections Code section 9222 provides that the City Council may submit to the voters a proposition for the enactment of any legislative matter by ordinance or resolution at any regular or special election held not less than 88 days after the date of the order of election. The City Council may choose to exercise its prerogative under section 9222 and submit to the voters a ballot measure including all of the legislative entitlements being sought for the WLC project. In order to place the ballot measure on the statewide regular election date of November 3, 2015, the Council would need to order the election not later than August 7, 2015; in view of the current schedule of public hearings on the project, that is the earliest likely election ballot on which the measure could be placed. If the City Council does not meet that deadline, it may select a later election date.

The WLC project is subject to the California Environmental Quality Act (“CEQA”) and a final Environmental Impact Report (“EIR”) has been prepared evaluating the environmental impacts of the project. Regardless whether the City Council chooses to place the WLC entitlements on the ballot or not, the City Council will be required to certify that the EIR has been prepared in accordance with CEQA; this would ordinarily be done at the conclusion of the public hearing on the project.

The final EIR prepared for the WLC project identifies several impacts as significant and unmitigable; this means that in order for the project to be approved, the approving

authority will need to adopt a Statement of Overriding Considerations. A Statement of Overriding Considerations is a set of findings that explains why the benefits of the project outweigh the unmitigable impacts. Where project entitlements are placed on the ballot by the legislative body, CEQA does not address whether the Statement must be adopted by the City Council or by the electorate as part of the ballot measure. The Council may certainly choose to adopt the Statement of Overriding Considerations if it wishes to do so; adoption would not constitute approval of the project, but would constitute an assessment by the City Council that the benefits provided by the project outweigh its significant environmental impacts.

ALTERNATIVES

1. Provide direction to staff to prepare the necessary resolutions for placement of the WLC project legislative entitlements on the ballot for consideration at the City Council’s public hearing on the project.

2. Take no action, and proceed with consideration of the WLC project in the usual manner.

FISCAL IMPACT

A number of factors bear upon the actual cost of the ballot measure, including the length of the voter information pamphlet, the number of other measures that will be included in the ballot and the number of jurisdictions that will be participating in the November 3, 2015 Election. The estimated high cost from the Registrar of Voters office is between \$53,000 - \$63,000.

Description	GL Account No.	Type (Rev/Exp)	FY 15/16 Budget	Proposed Adjustments	FY 15/16 Amended Budget
Election Services	1010-12-05-12010-620120	Exp	\$5,000	\$63,000	\$68,000

PREPARATION OF STAFF REPORT

Prepared By:
Michael Jenkins
Interim City Attorney

CITY COUNCIL GOALS

None

ATTACHMENTS

None

APPROVALS

Budget Officer Approval	<u>✓ Approved</u>	6/03/15 9:23 AM
City Attorney Approval	<u>✓ Approved</u>	6/03/15 9:45 AM
City Manager Approval	<u>✓ Approved</u>	6/03/15 10:45 AM



Report to City Council

TO: Mayor and City Council

FROM: Michelle Dawson, City Manager

AGENDA DATE: June 9, 2015

TITLE: CITY AUDITS AND PROGRAM REVIEWS

RECOMMENDED ACTION

Recommendation: That the City Council:

1. Review current audit practices and discuss the Mayor's request for a forensic or selective third-party audit(s).

SUMMARY

Mayor Molina requested an agenda item for discussion of a forensic or selective third-party audit of undisclosed City departments or programs.

A forensic audit integrates accounting, auditing and investigative processes used to provide an accounting analysis at a level of detail that is suitable for use in judicial proceedings. Forensic audits review processes and transactions at a very detailed level, reviewing up to 100% of the transactions, and are typically performed when fraud or theft of assets is suspected. Based on the level of detail audited, a forensic audit can be very costly.

A selective third party audit would generally imply an independent auditor objectively selected to perform an audit complying with a selected scope of work or agreed upon procedures. The level of effort and extent of audit work would be defined by the hiring authority with costs based on the level of detail reviewed and audit staff effort to complete the contracted audit work.

Lacking any specific information regarding this request, this report provides an overview of City audits, program reviews, and reports.

DISCUSSION

Based on existing auditing standards and the goals and direction of the City Council, the City continues to utilize independent third party auditors to provide ongoing audits, program reviews and reports to achieve transparency and accountability for the City Council and the residents of Moreno Valley. This report provides highlights of continuous audit activities conducted to meet these goals.

The number of audits supported annually provides a balance to achieving transparency through independent reviews of activity and transactions, while controlling the cost of audits. The audits are costly because of the professional fees incurred for the independent work and the extensive staff time to support the many audits completed each year.

Moreno Valley Municipal Code Section 2.12.040 (Independent Audit) specifies that the City Council shall require annually an independent audit of the accounts and records of the treasurer and department of finance and general services. This auditor shall be selected by the City Council and shall be qualified as a certified public accountant.

In compliance with the Municipal Code, a Request for Proposals (RFP) for Professional Auditing Services was recently completed to solicit proposals from companies specializing in professional auditing services to audit all City funds and express an opinion on the fair presentation of its general purpose financial statements in conformity with generally accepted auditing standards. The audit includes identification of internal controls of the City's business processes, and significant transaction testing and review of supporting documentation. In addition to providing auditing services, the program includes preparation of the Comprehensive Annual Financial Report, the State Controller's Reports, the Child Care Report and the Single Audit report.

Following the Finance Sub-Committee's interview of audit firms, the City Council awarded a 3-year agreement (with the option to renew for two additional years) to the firm of Vasquez & Company on May 26, 2015.

Per this Council approved agreement, Vasquez & Company performs independent third-party audits of all City funds to achieve transparency and accountability for the City Council and the residents of Moreno Valley.

Independent Audits Currently Conducted

Currently the City completes multiple independent audits on an annual basis. The most significant audit is the Comprehensive Annual Financial Report (CAFR) conducted by an independent audit firm selected by the City Council at a public meeting. The audit firm discusses the audit process with the Finance Subcommittee during the audit, and reviews the results with the Subcommittee each year prior to presentation to the City Council. The audit is comprehensive and contains extensive information for the City Council and the public on financial, business, department and program results.

The following is a list of recent audits conducted in 2014, including specific program audits:

1. Annual Financial Audit – An independent third party external auditor audits all city funds, every year, to validate conformity with generally accepted accounting principles (GAAP) and the accuracy of the financial statements. Included in this annual financial audit is a final report on the internal controls over financial reporting. Complete reports covering the preceding 10 fiscal years are available on the City’s website.
2. Single Audit - An independent third party external auditor annually validates compliance with requirements applicable to each major program and internal control over compliance in accordance with Federal Office of Management and Budget (OMB) Circular A-133 (federal funds received by the city and expended for designated purpose; multiple special revenue funds such as Community Development Block Grant (CDBG), Neighborhood Stabilization Program (NSP), and Federal Highway Grants).
3. General Child Development Program Audit – On an annual basis, an external auditor audits this program, financial statements and conformity with generally accepted accounting principles (GAAP).
4. State Gas Tax Audit - An auditing firm chosen by the State Controller’s Office conducts an independent audit specifically for funds under the Special Gas Tax Fund, Traffic Congestion Relief Fund, Proposition 1B, and other gas tax revenues and expenditures.
5. California State Controller’s Report – A report filed annually with the State Controller’s Office for the City, Moreno Valley Public Financing Corporation, and the Community Services District that is prepared by an independent external auditing firm.
6. Local Transportation Funds - Article 3 Fund – An auditing firm chosen by the State Controller’s Office conducts an independent audit annually specifically for funds under the Transportation Development Act.
7. Measure A Fund - An auditing firm chosen by the Riverside County Transportation Commission (RCTC) conducts an annual review specifically for funds under Measure A Local Streets and Roads Program.
8. Air Quality Management District (AQMD) program – An independent auditing firm chosen by the State and/or South Coast Air Quality Management District (SCAQMD) conducts a review of the agreed upon procedures related to the California Clean Air Act of 1988 or the Air Quality Management Plan of SCAQMD.

Staff dedicates significant time providing the necessary information on business processes, internal controls and financial transactions to support the external auditors to complete each of these audits. The rules for compliance continue to become more intensive each year, with new statements and requirements coming from the Government Accounting Standards Board (GASB), the State of California and the Federal Government, while staffing has been reduced during the past four years.

Recognizing the City's thoroughness in financial reporting, Moreno Valley is regularly recognized for meeting and exceeding professional standards for its Comprehensive Annual Financial Report (CAFR) – awarded by the international Government Finance Officers Association (GFOA); Two-Year Budget Document – awarded by the California Society of Municipal Finance Officers (CSMFO); Investment Policy - -awarded by the California Municipal Treasurer's Association (CMTA) and the Association of Public Treasurers of the U.S. and Canada.

Program/Division Reviews

The City has conducted additional specific performance reviews of departments and/or divisions on an as-needed basis. Over the past few years these reviews have included Public Works Maintenance and Operations, Capital Projects, Land Development, Planning, Fire Prevention and Building and Safety. Additionally, an independent review of the City's development review process was conducted in 2014.

Accountability and Transparency

The City Council's Finance Subcommittee is actively engaged in overseeing accountability, internal controls and transparency. Acting effectively on behalf of the City Council and City residents, this Subcommittee delves into financial activity, reports, budgets, policies and performance at a detailed level. Attachment 1 is an overall summary of the areas of responsibility of the Finance Subcommittee in ensuring accountability and transparency of City activity.

The City also reports financial results to the Finance Subcommittee and the City Council on a regular basis. Reports are also available on the City's public website. The following is a listing of regular reporting to the Finance Subcommittee and the City Council:

1. A biannual comprehensive review, presentation, discussion of the City's programs, services, revenues, costs resulting in adoption of the two-year budget, position control and related budget documents.
2. The review, presentation, discussion and adoption each year of the Five-Year Capital Improvement Program.
3. Quarterly budget performance reports, including a mid-year update on budget performance and recommended budget/position control actions.
4. Presentation and discussion of Monthly and Quarterly Investment activity and results; annual update of the Investment Policy.
5. Presentation and discussion of annual Comprehensive Annual Financial Report.
6. The Finance Subcommittee is actively involved in the selection of the Independent Auditors in that they interview the candidate firms and make a

recommendation to the full Council. The Subcommittee members have access to direct communication with the audit partner during the audit process. Subcommittee members also have unlimited access to the audit partner all year long to discuss any questions and/or concerns they may have.

7. Direct involvement in selecting the City's Investment Managers, receipt of annual presentations by the Investment Managers.

Currently available on the City's website for public access and transparency are:

1. Adopted Operating Budget Fiscal Year 2013/2014 - 2014/2015 along with budgets from the three most recent fiscal years.
2. Adopted Capital Improvement Plan(CIP) – most recent 5 approved CIPs.
3. Comprehensive Annual Financial Reports from 2005 through 2014 Fiscal Years.
4. Community Services District (CSD) Annual Reports detailing program results from the two most recent fiscal years.
5. Annual Community Facilities Districts (CFD) Reports for CFD managed by the City from the two most recent fiscal years.
6. Annual Street Reports of Gas Tax Expenditures for the three most recent years.
7. Monthly payment registers, detailing all payments by the City to all vendors, contractors and creditors of the City.
8. Quarterly Financial Reports - three most recent reports.
9. Quarterly Investment Report – most recent quarter and Investment Policy.
10. Actuarial Valuation – Retiree Healthcare Plan (OPEB) – two most recent reports.
11. Child Development Program Annual Audit – three most recent reports.

New Transparency Tools

The City takes transparency to the public very seriously. In addition to the posting of the above documents on the Transparency Page of the City's website, Staff has worked over the past year to implement a software tool to allow the public easy online access of City financial performance information via the City's website. Testing of the tool is currently being completed. The webpage is anticipated to be available to the public in approximately 90 days.

The City has also developed an investor webpage which includes the official statements associated with all outstanding City debt. The City currently posts current financial

information and events impacting the City’s outstanding debt on a website called Electronic Municipal Market Access (EMMA) created by the Municipal Securities Rulemaking Board (MSRB). The investor webpage provides links to the EMMA website that includes all current investor data related to the City’s debt. The City’s financial condition and status is also reviewed independently by Standard & Poors (S&P) to determine the soundness of the City’s financial condition. Recent action by S&P has been to upgrade the City’s General Fund supported debt to A+.

ALTERNATIVES

1. Review and provide direction to staff.
2. Receive and file.

FISCAL IMPACT

The following table depicts the fee structure approved by City Council for Vasquez & Company for the comprehensive Citywide audit.

Year 1	3 Year Cost	5 Year Cost
\$75,944	\$230,111	\$388,894

In addition to the direct costs for the audit, Vasquez & Company is estimated to spend 759 hours to complete the activities required. To assist with the audit, City staff spends approximately 800 – 1,000 hours to support, assist, and to respond to auditors’ requests for documentation.

For other grant and restricted funds received by the City, the agencies awarding these funds provide the independent third party auditing of these programs. To assist with these audits, City staff may be required to spend approximately between 100 - 1,000 hours to respond to any auditor requested documentation.

The fiscal impact for additional audits or reviews to be conducted by the City would be estimated depending on the specific scope of service and documents to be provided.

PREPARATION OF STAFF REPORT

Prepared By:
Michelle Dawson
City Manager

CITY COUNCIL GOALS

Positive Environment. Create a positive environment for the development of Moreno Valley's future.

ATTACHMENTS

None

APPROVALS

Budget Officer Approval	<u>✓ Approved</u>	6/02/15 6:33 PM
City Attorney Approval	<u>✓ Approved</u>	6/03/15 10:05 AM
City Manager Approval	<u>✓ Approved</u>	6/03/15 10:45 AM



Report to City Council

TO: Mayor and City Council

FROM: Richard Teichert, Chief Financial Officer

AGENDA DATE: June 9, 2015

TITLE: SIGNATURE AUTHORITY OF CITY MANAGER

RECOMMENDED ACTION

Recommendations: That the City Council:

1. Review the signature authority previously delegated to the City Manager by the City Council.

SUMMARY

On June 9, the City Council will be presented with the Proposed Budget for Fiscal Years 2015/16-2016/17. Once the final budget is approved by City Council, all financial activities will be restricted by these approved budget limits. Following the adoption of the budget, the actions to carry out the expenditures are delegated through the levels of procurement signature that are determined by City Council Resolution No. 2008-115 which currently authorizes the City Manager (or designee) authority to enter into contracts and to procure materials up to \$100,000. Fiscal Policy 3.18 Procurement Policy complies with this resolution and further directs staff in the procurement process and directs compliance with all signature authority levels.

DISCUSSION

Per the City's Municipal Code section 3.12, delegation by the City Council for authority to award contracts and procurements shall be as set forth in a resolution of the City Council. The current delegated signature authority, as established in Resolution No. 2008-115, delegates to the City Manager (or designee) authority up to \$100,000. In no case may this authority exceed specific appropriations in the City's annual budget, as approved by the City Council.

A survey conducted through the California Association of Public Procurement Officials of cities with a population similar to Moreno Valley or in close proximity to Moreno Valley is displayed in the following chart. The City's \$100,000 threshold for City Manager delegated signature authority is comparable to the average of the following list.

City / Agency	Population	City Council/Board Approval Amount Threshold	Comments
Anaheim	345,556	\$ 100,000	All instances
Chula Vista	227,723	\$ 100,000	Materials/Equipment
Chula Vista	227,723	\$ 50,000	Public Works and Professional Services
Corona	146,164	\$ 125,000	All instances
Elk Grove	160,688	\$ 50,000	All instances
Escondido	141,788	\$ 100,000	All instances
Huntington Beach	202,250	\$ 100,000	Materials/Equipment
Huntington Beach	202,250	\$ 50,000	Professional Services
Irvine	202,079	\$ 1,000,000	All instances
Lancaster	143,818	\$ 125,000	All instances
Ontario	172,701	\$ 100,000	All instances
Oxnard	192,996	Unlimited	Good and Services
Oxnard	192,996	\$ 250,000	Public Works
Riverside	350,000	\$ 50,000	All instances
Santa Clarita	210,000	\$ 50,000	All instances
Santa Rosa	158,000	\$ 100,000	All instances
Thousand Oaks	129,000	\$ 175,000	Construction
Thousand Oaks	129,000	\$ 50,000	Equipment and Services
Torrance	147,000	\$ 40,000	Full service Charter City

Additionally, based on a survey conducted by the City of Riverside and presented to their Finance Committee on September 10, 2014, the comparable average threshold for City Managers is approximately \$100,000.

City	Formal Procurement Threshold
Los Angeles	\$ 100,000
San Diego	\$ 50,000
San Jose	\$ 100,000
San Francisco	\$ 50,000
Fresno	\$ 129,000
Sacramento	\$ 100,000
Long Beach	\$ 200,000
Oakland	\$ 150,000
Bakersfield	\$ 40,000
Anaheim	\$ 100,000
Santa Ana	\$ 10,000
Riverside	\$ 50,000
Stockton	\$ 32,000
Chula Vista	\$ 100,000

If the City Manager's signature authority were to be decreased from \$100,000 to \$50,000, any future contracts exceeding \$50,000 would need to be presented to the City Council to award the contract. Although funding for all contracts requires City Council approval, reducing the City Manager approval level would result in nearly double the amount of vendor and contract awards which would need to be brought forward for City Council approval. In fiscal year 2014/15, an additional 57 staff reports would have been researched, written, reviewed, and approved through the agenda process. Staff work for the preparation of a staff report for each of these additional Council awarded contracts would increase and could delay related services until such time as they could be calendared on the City Council agenda.

The City's budget must be approved by City Council. The subsequent selection of a vendor or consultant must adhere to the City Council approved procurement policy and contracting process, which may involve an informal or formal Request for Proposal or Bidding process. Following the system of checks and balances the City Manager may then, and only within the restrictions of the budget and procurement policy, sign for items within the delegated approval level. When payments are issued for completed services or material received, notice of the payments are reported to City Council and to the public through the publication of the Payment Register to the City's website and included in City Council communication.

ALTERNATIVES

1. Review and discuss. Staff recommends no change to the current signature levels, acknowledging the current authority adheres strictly to council-approved expenditures, is efficient, preserves checks and balances and is transparent.
2. Direct staff to provide a monthly report to City Council identifying the contracts authorized by the City Manager that fall within the current signature authority

level while maintaining the City Manager’s level of authority at an amount not to exceed \$100,000.

- 3. Change to Resolution No. 2008-115 to decrease the signature authority for the City Manager for contracts and other procurement transactions from \$100,000 to \$50,000 or other designated amount.

FISCAL IMPACT

There is no fiscal impact if the current signature level is maintained. Decreasing the signature level will have an impact in work productivity and production. Reducing the signature threshold would also delay implementation in lower value contracts.

ATTACHMENTS

No attachments.

PREPARATION OF STAFF REPORT

Prepared By:
Dena Heald
Financial Operations Division Manager

Department Head Approval:
Richard Teichert
Chief Financial Officer

Concurred By:
Rix Skonberg
Purchasing & Facilities Division Manager

CITY COUNCIL GOALS

None

ATTACHMENTS

None

APPROVALS

Budget Officer Approval	<u>✓ Approved</u>	6/02/15 12:19 PM
City Attorney Approval	<u>✓ Approved</u>	6/03/15 8:23 AM
City Manager Approval	<u>✓ Approved</u>	6/03/15 9:17 AM



Report to City Council

TO: Mayor and City Council

FROM: Chris Paxton, Administrative Services Director

AGENDA DATE: June 9, 2015

TITLE: ADOPTION OF A RESOLUTION OF INTENT TO APPROVE AN AMENDMENT TO THE CONTRACT BETWEEN THE BOARD OF ADMINISTRATION OF THE CALIFORNIA PUBLIC EMPLOYEES' RETIREMENT SYSTEM AND THE CITY COUNCIL OF THE CITY OF MORENO VALLEY

RECOMMENDED ACTION

Recommendations: That the City Council:

1. Approve Resolution No. 2015-51. A Resolution of Intent to amend the City's contract with CalPERS to provide Section 21548 (Pre-Retirement Option 2W Death Benefit) for service credit accumulated on and after the effective date of the amendment.
2. Introduce the required Ordinance No. 898. An Ordinance of the of the City Council of the City of Moreno Valley, California, Authorizing an Amendment to the Contract Between the City Council of the City of Moreno Valley and the Board of Administration of the California Public Employee's Retirement System.
3. Instruct the City Clerk to provide CalPERS with the required certifications of legislative body actions.
4. Set the required ordinance for final adoption at the regular City Council meeting scheduled for July 14, 2015

SUMMARY

This report recommends the approval of a resolution of intent to approve an amendment to the City's retirement benefit contract with the California Public Employees Retirement System (CalPERS) to provide Section 21548 (Pre-Retirement Option 2W Death Benefit) for service credit accumulated on and after the effective date of the amendment. It

further recommends the introduction of the corresponding ordinance.

DISCUSSION

During the course of negotiations for the recently approved successor memoranda of understanding (MOUs) with the City's employee bargaining groups, one of the items negotiated was the addition of the so called "Pre Retirement Option 2W Death Benefit" to the City's retirement contract with CalPERS.

Under the City's current CalPERS contract, if a retirement eligible employee dies while still actively employed with the City, then the survivors are eligible to receive only a reduced monthly retirement benefit equal to half of the amount the employee would have been eligible for if they had retired. Upon adoption of this amendment to the CalPERS contract, if the retirement eligible employee dies prior to retirement, the survivors will be eligible to receive a benefit equal to the same amount they would have been entitled to had the employee retired on the date of his/her death.

In order to be eligible for this benefit, the employee must meet the CalPERS definition of retirement eligible, that is at least age 50 and have at least 5 years of CalPERS service credit.

Although these situations don't arise very often they are very difficult when they do occur. Employees and their families make plans for their retirement years based on an anticipated benefit calculated by CalPERS. When the employee's life is unexpectedly cut short, not only is the family forced to deal with the physical loss of their loved one but they must also manage with only half of the income they had planned for. In some cases those survivors may not be able to make ends meet. These are retirement funds already paid to and invested by CalPERS and thus the family should be entitled to the full benefit.

There are two steps in the contract amendment process. CalPERS requires the adoption of the resolution of intent to amend the contract first, followed by the adoption of a final ordinance. By adopting the resolution of intent and introducing the corresponding ordinance, the City Council will complete the first step. There must be a period of at least twenty days between the adoption of this resolution of intent and the adoption of the final ordinance, which will be scheduled for July 14, 2015.

ALTERNATIVES

1. Approve the staff recommendation to adopt the resolution of intent to amend the City's contract with CalPERS adding Section 21548 (Pre-Retirement Option 2W Death Benefit) for service credit accumulated on and after the effective date of the amendment and introduce the corresponding ordinance. ***Staff recommends this alternative.***

- 2. Do not approve the recommendation above and leave the City's contract with CalPERS as it stands. **Staff does not recommend this alternative.**

FISCAL IMPACT

The future annual cost of this proposed contract amendment is an increase of .128% to the City's total employer rate. Based on the City's current CalPERS rate, this amounts to an annual increase of approximately \$25,000 city-wide.

NOTIFICATION

The employee bargaining groups participated in the negotiations for this amendment and are aware of its provisions.

PREPARATION OF STAFF REPORT

Prepared By:
Chris Paxton
Administrative Services Director

Department Head Approval:
Chris Paxton
Administrative Services Director

Concurred By:
Richard Teichert
Chief Financial Officer

Concurred By:
Thomas M. DeSantis
Assistant City Manager

CITY COUNCIL GOALS

Positive Environment. Create a positive environment for the development of Moreno Valley's future.

ATTACHMENTS

- 1. Resolution 2015-51 - Resolution of Intention
- 2. Ordinance 898 - PERS Amendment
- 3. Exhibit

APPROVALS

Budget Officer Approval	<u>✓ Approved</u>	5/29/15 11:53 AM
City Attorney Approval	<u>✓ Approved</u>	6/03/15 8:19 AM
City Manager Approval	<u>✓ Approved</u>	6/03/15 9:15 AM

RESOLUTION NO. 2015-51

RESOLUTION OF INTENTION TO APPROVE AN AMENDMENT TO CONTRACT BETWEEN THE BOARD OF ADMINISTRATION, CALIFORNIA PUBLIC EMPLOYEES' RETIREMENT SYSTEM AND THE CITY COUNCIL OF THE CITY OF MORENO VALLEY, CALIFORNIA

WHEREAS, the Public Employees' Retirement Law permits the participation of public agencies and their employees in the Public Employees' Retirement System by the execution of a contract, and sets forth the procedure by which said public agencies may elect to subject themselves and their employees to amendments to said Law; and

WHEREAS, one of the steps in the procedures to amend this contract is the adoption by the governing body of the public agency of a resolution giving notice of its intention to approve an amendment to said contract, which resolution shall contain a summary of the change proposed in said contract; and

WHEREAS, the following is a statement of the proposed change:

To provide Section 21548 (Pre-Retirement Option 2W Death Benefit) for service credit accumulated on and after the effective date of this amendment to contract for local miscellaneous members.

NOW, THEREFORE, THE CITY COUNCIL OF THE CITY OF MORENO VALLEY, CALIFORNIA, DOES HEREBY RESOLVE AS FOLLOWS: that the governing body of the City of Moreno Valley does hereby give notice of intention to approve an amendment to the contract between said public agency and the Board of Administration of the Public Employees' Retirement System, a copy of said amendment being attached hereto, as an "Exhibit" and by this reference made a part hereof.

APPROVED AND ADOPTED this 9th day of June, 2015.

Mayor of the City of Moreno Valley

ATTEST:

City Clerk

APPROVED AS TO FORM:

City Attorney

2
Resolution No. 2015-51
Date Adopted: June 9, 2015

Attachment: Resolution 2015-51 - Resolution of Intention [Revision 1] (1486 : ADOPTION OF A RESOLUTION OF INTENT TO APPROVE AN

RESOLUTION JURAT

STATE OF CALIFORNIA)
COUNTY OF RIVERSIDE) ss.
CITY OF MORENO VALLEY)

I, Jane Halstead, City Clerk of the City of Moreno Valley, California, do hereby certify that Resolution No. 2015-51 was duly and regularly adopted by the City Council of the City of Moreno Valley at a regular meeting thereof held on the 9th day of June, 2015 by the following vote:

AYES:

NOES:

ABSENT:

ABSTAIN:

(Council Members, Mayor Pro Tem and Mayor)

CITY CLERK

(SEAL)

3
Resolution No. 2015-51
Date Adopted: June 9, 2015

ORDINANCE NO. 898

AN ORDINANCE OF THE CITY COUNCIL OF THE CITY OF MORENO VALLEY, CALIFORNIA, AUTHORIZING AN AMENDMENT TO THE CONTRACT BETWEEN THE CITY COUNCIL OF THE CITY OF MORENO VALLEY AND THE BOARD OF ADMINISTRATION OF THE CALIFORNIA PUBLIC EMPLOYEE'S RETIREMENT SYSTEM

The City Council of the City of Moreno Valley does ordain as follows:

SECTION 1.

That an amendment to the contract between the City Council of the City of Moreno Valley and the Board of Administration, California Public Employee's Retirement System is hereby authorized, a copy of said amendment being attached hereto, marked Exhibit, and by such reference made a part hereof as though herein set out in full.

SECTION 2.

The Mayor of the City Council of the City of Moreno Valley is hereby authorized, empowered and directed to execute said amendment for and on behalf of said Agency.

SECTION 3. EFFECT OF ENACTMENT:

Except as specifically provided herein, nothing contained in this ordinance shall be deemed to modify or supersede any prior enactment of the City Council which addresses the same subject addressed herein.

SECTION 4. NOTICE OF ADOPTION:

Within fifteen days after the date of adoption hereof, the City Clerk shall certify to the adoption of this ordinance and cause it to be posted in three public places within the city.

SECTION 5. EFFECTIVE DATE:

This ordinance shall take effect thirty days after the date of its adoption.

APPROVED AND ADOPTED this 23rd day of June, 2015.

Mayor

ATTEST:

City Clerk

APPROVED AS TO FORM:

City Attorney

Attachment: Ordinance 898 - PERS Amendment [Revision 1] (1486 : ADOPTION OF A RESOLUTION OF INTENT TO APPROVE AN AMENDMENT

ORDINANCE JURAT

STATE OF CALIFORNIA)
COUNTY OF RIVERSIDE) ss.
CITY OF MORENO VALLEY)

I, Jane Halstead, City Clerk of the City of Moreno Valley, California, do hereby certify that Ordinance No. 898 had its first reading on June 9, 2015 and had its second reading on June 23, 2015, and was duly and regularly adopted by the City Council of the City of Moreno Valley at a regular meeting thereof held on the 23rd day of June, 2015, by the following vote:

AYES:

NOES:

ABSENT:

ABSTAIN:

(Council Members, Mayor Pro Tem and Mayor)

CITY CLERK

(SEAL)



EXHIBIT

California
Public Employees' Retirement System

AMENDMENT TO CONTRACT

Between the
Board of Administration
California Public Employees' Retirement System
and the
City Council
City of Moreno Valley

The Board of Administration, California Public Employees' Retirement System, hereinafter referred to as Board, and the governing body of the above public agency, hereinafter referred to as Public Agency, having entered into a contract effective October 16, 1985, and witnessed October 15, 1985, and as amended effective February 14, 1992, July 5, 1995, July 15, 1997, January 6, 1999, July 18, 2003, January 13, 2007, March 27, 2009, December 24, 2011 and July 13, 2012 which provides for participation of Public Agency in said System, Board and Public Agency hereby agree as follows:

- A. Paragraphs 1 through 14 are hereby stricken from said contract as executed effective July 13, 2012, and hereby replaced by the following paragraphs numbered 1 through 14 inclusive:
1. All words and terms used herein which are defined in the Public Employees' Retirement Law shall have the meaning as defined therein unless otherwise specifically provided. "Normal retirement age" shall mean age 55 for local miscellaneous members.

PLEASE DO NOT SIGN "EXHIBIT ONLY"

2. Public Agency shall participate in the Public Employees' Retirement System from and after October 16, 1985 making its employees as hereinafter provided, members of said System subject to all provisions of the Public Employees' Retirement Law except such as apply only on election of a contracting agency and are not provided for herein and to all amendments to said Law hereafter enacted except those, which by express provisions thereof, apply only on the election of a contracting agency.

3. Public Agency agrees to indemnify, defend and hold harmless the California Public Employees' Retirement System (CalPERS) and its trustees, agents and employees, the CalPERS Board of Administration, and the California Public Employees' Retirement Fund from any claims, demands, actions, losses, liabilities, damages, judgments, expenses and costs, including but not limited to interest, penalties and attorneys fees that may arise as a result of any of the following:
 - (a) Public Agency's election to provide retirement benefits, provisions or formulas under this Contract that are different than the retirement benefits, provisions or formulas provided under the Public Agency's prior non-CalPERS retirement program.
 - (b) Any dispute, disagreement, claim, or proceeding (including without limitation arbitration, administrative hearing, or litigation) between Public Agency and its employees (or their representatives) which relates to Public Agency's election to amend this Contract to provide retirement benefits, provisions or formulas that are different than such employees' existing retirement benefits, provisions or formulas
 - (c) Public Agency's agreement with a third party other than CalPERS to provide retirement benefits, provisions, or formulas that are different than the retirement benefits, provisions or formulas provided under this Contract and provided for under the California Public Employees' Retirement Law.

4. Employees of Public Agency in the following classes shall become members of said Retirement System except such in each such class as are excluded by law or this agreement:
 - a. Employees other than local safety members (herein referred to as local miscellaneous members).

PLEASE DO NOT SIGN "EXHIBIT ONLY"

5. In addition to the classes of employees excluded from membership by said Retirement Law, the following classes of employees shall not become members of said Retirement System:
 - a. **SAFETY EMPLOYEES, AND**
 - b. **CROSSING GUARD AND RECREATION AIDE HIRED ON OR AFTER JULY 13, 2012.**
6. The percentage of final compensation to be provided for each year of credited prior and current service as a local miscellaneous member in employment before and not on or after January 13, 2007 shall be determined in accordance with Section 21354 of said Retirement Law (2% at age 55 Full).
7. The percentage of final compensation to be provided for each year of credited prior and current service as a local miscellaneous member in employment on or after January 13, 2007 and not entering membership for the first time in the miscellaneous classification after December 24, 2011 shall be determined in accordance with Section 21354.5 of said Retirement Law (2.7% at age 55 Full).
8. The percentage of final compensation to be provided for each year of credited current service as a local miscellaneous member entering membership for the first time in the miscellaneous classification after December 24, 2011 shall be determined in accordance with Section 21354 of said Retirement Law (2% at age 55 Full).
9. Public Agency elected and elects to be subject to the following optional provisions:
 - a. Section 20042 (One-Year Final Compensation) for those local miscellaneous members entering membership on or prior to December 24, 2011.
 - b. Section 20938 (Limit Prior Service to Members Employed on Contract Date).
 - c. Section 21574 (Fourth Level of 1959 Survivor Benefits).
 - d. Section 21024 (Military Service Credit as Public Service).
 - e. Section 20965 (Credit for Unused Sick Leave).
 - f. Section 20903 (Two Years Additional Service Credit).

PLEASE DO NOT SIGN "EXHIBIT ONLY"

- g. **Section 20475 (Different Level of Benefits). Section 21354 (2% @ 55 Full formula) and Section 20037 (Three-Year Final Compensation) are applicable to local miscellaneous members entering membership for the first time in the miscellaneous classification after December 24, 2011.**
 - h. **Section 21548 (Pre-Retirement Option 2W Death Benefit) for service credit accumulated on and after the effective date of this amendment to contract.**
10. **Public Agency, in accordance with Government Code Section 20834, shall not be considered an "employer" for purposes of the Public Employees' Retirement Law. Contributions of the Public Agency shall be fixed and determined as provided in Government Code Section 20834, and such contributions hereafter made shall be held by the Board as provided in Government Code Section 20834.**
 11. **Public Agency shall contribute to said Retirement System the contributions determined by actuarial valuations of prior and future service liability with respect to local miscellaneous members of said Retirement System.**
 12. **Public Agency shall also contribute to said Retirement System as follows:**
 - a. **Contributions required per covered member on account of the 1959 Survivor Benefits provided under Section 21574 of said Retirement Law. (Subject to annual change.) In addition, all assets and liabilities of Public Agency and its employees shall be pooled in a single account, based on term insurance rates, for survivors of all local miscellaneous members.**
 - b. **A reasonable amount, as fixed by the Board, payable in one installment within 60 days of date of contract to cover the costs of administering said System as it affects the employees of Public Agency, not including the costs of special valuations or of the periodic investigation and valuations required by law.**
 - c. **A reasonable amount, as fixed by the Board, payable in one installment as the occasions arise, to cover the costs of special valuations on account of employees of Public Agency, and costs of the periodic investigation and valuations required by law.**
 13. **Contributions required of Public Agency and its employees shall be subject to adjustment by Board on account of amendments to the Public Employees' Retirement Law, and on account of the experience under the Retirement System as determined by the periodic investigation and valuation required by said Retirement Law.**

14. Contributions required of Public Agency and its employees shall be paid by Public Agency to the Retirement System within fifteen days after the end of the period to which said contributions refer or as may be prescribed by Board regulation. If more or less than the correct amount of contributions is paid for any period, proper adjustment shall be made in connection with subsequent remittances. Adjustments on account of errors in contributions required of any employee may be made by direct payments between the employee and the Board.

B. This amendment shall be effective on the _____ day of _____, _____.

BOARD OF ADMINISTRATION
PUBLIC EMPLOYEES' RETIREMENT SYSTEM

CITY COUNCIL
CITY OF MORENO VALLEY

BY _____
RENEE OSTRANDER, CHIEF
EMPLOYER ACCOUNT MANAGEMENT DIVISION
PUBLIC EMPLOYEES' RETIREMENT SYSTEM

BY _____
PRESIDING OFFICER

Witness Date

Attest:

Clerk



Report to City Council

TO: Mayor and City Council

FROM: Michelle Dawson, City Manager

AGENDA DATE: June 9, 2015

TITLE: REQUEST FOR CITY SPONSORSHIP OF SOUTHWEST VETERAN'S BUSINESS RESOURCE CENTER EVENT

RECOMMENDED ACTION

Recommendations: That the City Council:

1. Evaluate a request for sponsorship funds by the Southwest Veterans Business Resource Center based on criteria prescribed in the City's Sponsorship Policy.
2. Direct staff to actively promote the SVBRC's upcoming event in Moreno Valley Offer assistance through the City's communication programs.

SUMMARY

This report recommends that the Council evaluate a request by the Southwest Veterans' Business Resource Center (SVBRC) for sponsorship of the Veterans' Expo event.

DISCUSSION

During the Public Comments portion of the Regular Meeting of the City Council on May 12, 2015, SVBRC representative Albert Guzman requested that the City host its annual Small Business Summit. The request was to provide use of the Conference and Recreation Center at no charge. The estimated cost to use the Conference and Recreation Center for this event is \$1,913 which represents the reduced rental rate provided to non-profit organizations.

The administrative policy guiding sponsorship approvals are provided in General Management Policy 2.36 (Attachment 1). The proposed event would offer economic benefits to local services and potential benefits to Moreno Valley veteran and citizen owned businesses and unemployed veterans.

Because the City Sponsorship fund was defunded several years ago, support for events must be provided by department budgets.

Policy 2.36 requires that all criteria be satisfied for consideration. After reviewing the request, staff provides the following information for the Council's consideration:

- Location- The criteria specified in Section II of General Management Policy 2.36 states that eligible 501(c) (3) or (4) organizations must be located within the City of Moreno Valley.

The SVBRC has operated at 227 North D Street in office space provided by the City of Perris (<http://www.wheremunitiesserveveterans.org/Perris>). Immediately prior to publication of this City Council meeting agenda, SVBRC advised that it now operates from the following address: 12125 Day Street, Suite V212 Moreno Valley, CA 92557.

- Purpose- The criteria specified in Section III of General Management Policy 2.36 specify that sponsorships under this program are strictly limited to supporting cultural or recreational events only. The cover letter submitted by the Small Business Summit asserts that this event is a cultural event.

While SVBRC has provided information to indicate that the request would comply with requirements specified in General Management Policy 2.36 the City Attorney finds that the request is not consistent with Policy 2.36 as the event is neither recreational nor cultural in nature.

Recognizing that support for Veterans and job creation are City Council priorities, staff recommends that the City actively promote the event using all existing communication methods including:

- Promotions on MVTV-3 and in CityLink
- Listing on the Website and Community Calendar
- Posts on Facebook and Nextdoor.com

ALTERNATIVES

1. Evaluate the request for sponsorship funds by the Southwest Veterans Business Resource Center based on criteria prescribed in the City's Sponsorship Policy. Direct staff to actively promote the SVBRC's upcoming event in Moreno Valley Offer assistance through the City's communication programs.
2. In light of the City Attorney's findings, respectfully decline SVBRC's request to provide free use of the Conference and Recreational Center but direct staff to actively promote the event using the City's communication programs.

FISCAL IMPACT

There is currently no budget allocated specifically for City Sponsorships. The City Sponsorship program was defunded several years ago. Should the Council approve funding, direction would be required as to the source of funds to be allocated.

NOTIFICATION

A copy of City Sponsorship Policy 2.36 was sent to the applicant.

PREPARATION OF STAFF REPORT

Prepared By:
Shanna Palau
Management Analyst

Department Head Approval:
Michelle Dawson
City Manager

CITY COUNCIL GOALS

Advocacy. Develop cooperative intergovernmental relationships and be a forceful advocate of City policies, objectives, and goals to appropriate external governments, agencies and corporations.

ATTACHMENTS

1. 1_City Sponsorship General Management Policy 2.36
2. _SWVBRC_MorenoValley_SponsorshipApp

APPROVALS

Budget Officer Approval	<u> ✓ Approved </u>	6/03/15 4:57 PM
City Attorney Approval	<u> ✓ Approved </u>	6/04/15 1:12 PM
City Manager Approval	<u> ✓ Approved </u>	6/04/15 1:26 PM

CITY SPONSORSHIP

PURPOSE: City sponsorship is provided for the purpose of aiding eligible organizations in providing worthwhile community events by paying a portion of the costs and receiving positive publicity for the City. The purpose of this policy is to set forth criteria to be met by the applicant prior to consideration of the request for sponsorship, as well as policies and procedures to be followed by the City in acting on the request for sponsorship.

POLICY:

I. Sponsorship

The City of Moreno Valley receives numerous requests to sponsor or co-sponsor events, activities, individuals or groups. The City has limited resources available for these sponsorship opportunities. For that reason, it is the City's policy to only sponsor or co-sponsor cultural or recreational events provided to the community by non-profit organizations existing pursuant to Internal Revenue Code Section 501(c)(3) or (4) that are located within the City. Sponsorship is a discretionary act of the City that confers no legal rights in the sponsorship proceeds or assistance prior to actual delivery by the City. No organization shall receive any City sponsorship proceeds or assistance unless and until it meets all of the criteria and satisfies all of the conditions contained within this policy and said sponsorship requester has submitted a completed application packet to the satisfaction of the City Manager. Upon approval of the Sponsorship Application packet, the sponsorship request will be forwarded to the City Council for review and consideration.

II. Organization Eligibility

Criteria for organization eligibility for City sponsorship is as follows:

- A. Applicant must be organized and existing pursuant to Internal Revenue Code Section 501(c)(3) or (4).
- B. Applicant must have as its primary purpose charity, youth development, cultural enrichment, or civic improvement.
- C. Applicant must be located within the City and providing services or benefits to the community.
- D. Applicant must complete and comply with the application process.
- E. Applicant must demonstrate a need for City sponsorship.
- F. Past events by the applicant must have complied with City requirements and have been free of significant problems.
- G. Applicant must have a valid City Business License.

III. Event Eligibility

Criteria for event eligibility are as follows:

- A. Fundraising shall not be the primary purpose of the event.
- B. Cultural or recreational events only.
- C. Past similar events by the applicant must have complied with City requirements and have been free of

Approved by: City Council

9/24/02

Revised: 11/25/08

CITY SPONSORSHIP

significant problems.

- D. Open to the general public without qualification and must be widely publicized.
- E. Located within the City including the City sphere of influence March Air Reserve Base, March Joint Powers Authority property, and Box Springs Park.

IV. Sponsorship Limitations

Sponsorship proceeds or assistance shall not result in any money being actually given to or paid in behalf of the event organizer. Sponsored events will only receive a “line of credit” with the City that will allow the group to receive credits of City costs up to the designated amount of the sponsorship for the event. Eligible City costs that can be offset by the sponsorship proceeds or assistance up to the maximum amount of the sponsorship are limited to the following:

- A. Mobile stage rental. (A monetary deposit by the applicant will be required.)
- B. Facility rental. (A monetary deposit by the applicant will be required.)
- C. Light or electric pole use in City parks.
- D. City Permits.
- E. Public Safety Services.
- F. City Staff.

V. Sponsorship Amounts

The amount of sponsorship proceeds or assistance shall be determined as follows:

- A. Depending on availability of resources, the City will budget \$5,000 per fiscal year to be used for sponsorship opportunities.
- B. The maximum sponsorship for any qualified organization and event shall not exceed \$2,500 per fiscal year.
- C. The maximum amount of sponsorship shall be directly proportional to the total attendance of the public at the sponsored event as follows:
 - 1. 250 - 500 in attendance = \$500 per event.
 - 2. 501 - 750 in attendance = \$750 per event.
 - 3. 751 - 1,000 in attendance = \$1,000 per event.
 - 4. Over 1,001 in attendance = \$2,500 per event.

In no case shall the sponsorship amount exceed fifty percent (50%) of the funds raised for the event.

Approved by: City Council

9/24/02

Revised: 11/25/08

CITY SPONSORSHIP

- D. Sponsorship amounts or assistance shall not be utilized to cover the cost of insurance.

VI. Application Process

- A. Submit a completed City application (Attachment A) for sponsorship at least 90 calendar days prior to the event date. Failure to comply with this requirement shall be automatic grounds for denying sponsorship. The application shall include a detailed description or listing of the estimated funds, in-kind donations and/or other assistance the organization will receive to support the organization and/or event.
- B. A completed application means completion of the City application for sponsorship, attachment of all required additional documentation, payment of all fees, if applicable, and submission of whatever other information and/or documentation that may be requested by the City to make an informed decision.
- C. Incomplete applications shall not be eligible for City sponsorship.
- D. Applicants shall receive a copy of this policy at the time an application is made to the City.

VII. Approval

- A. A determination shall be made by the City Manager or his/her designee, within 30 calendar days after submission of an application for sponsorship as to its completeness.
- B. The City Manager shall refer the request for sponsorship to the City Council for determination. Determinations on requests for sponsorship shall be made within 30 calendar days after submission of a completed application.
- C. All decisions of the City Council regarding sponsorship shall be final.

VIII. Other Requirements

- A. Applicant must agree in writing to defend and indemnify the City, the Moreno Valley Community Services District, the Community Redevelopment Agency of the City of Moreno Valley and their officers, employees and agents from and against any and all liability and claims of liability arising out of or otherwise arising from the event.
- B. Applicant shall submit to the City at least 10 calendar days prior to the event an event implementation plan, if requested by the City. The event implementation plan shall address in detail all issues requested by the City.
- C. Applicant shall agree to list the City of Moreno Valley as an official sponsor of the event in all promotion of the event. Failure to do so shall result in termination of the sponsorship and repayment to the City the monetary value of all sponsorship proceeds or assistance delivered to the applicant or for the event.
- D. Applicant shall coordinate and work directly with the City Manager or his/her designee for use of the City name and City logo.

Approved by: City Council

9/24/02

Revised: 11/25/08

CITY SPONSORSHIP

- E. Applicant must have adequate public liability and other necessary insurance for the event as required by and in accordance with City insurance requirements or as otherwise determined necessary by the City Risk Manager.
- F. All insurance must be issued by a company authorized and licensed to do business within the State of California and has a Best's Insurance Rating of A-, VII, or better to be acceptable to the City.
- G. City, the Moreno Valley Community Services District, the Moreno Valley Community Redevelopment Agency, and their officers, employees, and agents must be named as additional insured on all policies of insurance.
- H. Applicant must provide City with insurance certificates and valid additional insured endorsements or other appropriate insurance binder 15 calendar days prior to the date of the sponsored event.
- I. Applicant shall provide the City with a detailed accounting of all expenses and funds, in-kind donations, and/or other assistance collected for the organization and/or event within 90 days following the event. Failure to provide the required information would deem the organization and/or event ineligible for City sponsorship in the future.

IX. Sponsorship Not Subject To This Policy

This policy shall not apply to events or organizations that are specifically budgeted for in the City's Annual Budget.

Approved by: City Council

9/24/02

Revised: 11/25/08



Where Communities Serve Veterans®

Southwest Veterans' Business Resource Center, Inc.
P.O. BOX 1025 ★ FALLBROOK, CA 92088
(760) 468-1315 ★ FAX (866) 232-1978

G.6.b

June 1, 2015

Founder, Chairman and CEO

Albert R. Renteria, CWO4 USMC (Ret)
Chairman and CEO, The ARRC™
Perris, California

Board of Directors

Tracey Lawrence Collins
Upland, California

Donna Hinton
Long Beach, California

Richard Mueller
Scottsdale, Arizona

Stanley Fujii
Washington, DC

Nicholas Harrison
Washington, DC

Executive Leadership

Tracey Lawrence Collins
President

George Jones
Director of Operations

Advisory Board Members

Frank Libutti, LtGen USMC (Retired)
Westfield, New Jersey

John M. Moffett, Col USMC (Retired)
Vice President SAIC
San Diego, California

501(c)3 Federal Tax ID
26-2675027

Location

c/o The ARRC
11 South D. Street
Perris California 92570
951 722.4941

***An all-volunteer national
non-profit California Corporation***

Shanna Palau, Management Analyst
City Manager's Office
City of Moreno Valley
14177 Frederick Street
Moreno Valley, CA 92553

Re: Sponsorship Application Request
5th Annual Veteran and Small Business Summit

Dear Shanna,

On behalf of the Board of Directors of the Southwest Veterans' Business Resource Center, we respectfully seek the sponsorship of the City of Moreno Valley, California for the 5th Annual Veteran and Small Business Summit.

We have received and reviewed the City's Policy on Event Sponsorships, and we are prepared to comply in every way. Included herewith is our Application, a current budget, and a list of the 2015 Board Members. The City's policy also requires that prior to receipt of any sponsorship funds that we secure a valid City Business License and a location within the boundaries of the Moreno Valley city limits. As soon as we have an approval to move forward, and long before sponsorship funds will be needed, we will obtain the necessary licensing and establish a Moreno Valley location. We will submit proof of meeting both of these requirements to the City Manager's Office for review and acceptance.

In regards to Organization Eligibility and Event Eligibility, the Southwest Veterans' Business Resource Center is indeed a 501(c)3 nonprofit organization. Our goal is to eradicate the notion of homeless Veterans by 2035. The means to achieve our goal is to support, facilitate, and encourage the growth and establishment of as many viable Veteran-owned and civilian-owned small businesses as we can. It's about creating a vibrant economy fueled by communities who understand how important it is to connect Veterans rightly. The Summit itself is a cultural event that is designed to yield civic improvement. Veteran and small businesses are connected to buyers, trainers, and one another for the purposes of networking and pursuing business opportunities. Attendees are sure to connect to someone that will impact their business plan.

Attachment: _SWVBRC_MorenoValley_SponsorshipApp (1510) : CITY SPONSORSHIP FOR SOUTHWEST VETERAN'S BUSINESS RESOURCE

If there is anything more we can provide for your review, let us know. Please thank the City Council and the City Manager for their consideration.

Sincerely,




Tracey Lawrence Collins, President
Southwest Veterans' Business Resource Center
www.WhereCommunitiesServeVeterans.com
www.VETS.training
cell: 909.545.5301

cc: A.Renteria, CEO/ SWVBRC

TLC/

Enclosures



**City of Moreno Valley
Sponsorship Application Request – Local Events – Regional Events**

Applications must be filed at least 60 days prior to the event. All applications must be accompanied by a Special Event Permit and Application.

Application Information

1. Organization Name (if any): Southwest Veterans' Business Resource Center
2. Non-Profit Federal Tax Identification Number: 26-2675027
3. Event Title: SWVBRC 5th Annual Veteran and Small Business Summit
4. Event Description: Small Businesses Connecting, Securing Contracts, & Creating Jobs
5. Event Date: November 4, 2015 Start Time: 9am End Time: 4pm
6. Event will take place: City Park City Facility On a Public Street
 Other: _____
7. Is this a fund-raising event? Yes No
8. Provide information on the budget for this event:

Expected Income:	\$ <u>104,100 (INCLUDES IN-KIND)</u>
Expected Expenses:	\$ <u>104,100</u>
Expected Net Profit:	\$ <u>0</u>
Expected Attendance:	<u>Over 1,000</u>
Entry Cost Charged to Participant:	\$ <u>no cost for attendees</u>
9. Funding Sources: Sponsors and fee for exhibitors
10. Amount of Funding: 100% in cash and in-kind

- ✓ Attach a detailed copy of your event budget.
- ✓ Attach a list of the organization's Board Members including telephone numbers.
- ✓ Attach a copy of your organization's non-profit IRS tax status.
- ✓ ~~Request for parade must include a proposed parade route.~~
- ✓ ~~Request for park use must include a detailed diagram of park site.~~

I certify that all statements on this request are true and complete to the best of my knowledge.

Signature: *Tracey Lawrence Collins* Title: President
 Individual Name: Tracey Lawrence Collins Daytime Phone: 909.545.5301
 (Individual filling out this application)
 Mailing Address: c/o SWVBRC POBox 1025 Fallbrook CA 92088 Evening Phone: 909.545.5301
 E-Mail Address: tlawrence@swvbrc.org Fax Number: 866-232-1978

To be Completed by the City of Moreno Valley

Received by: _____ Date Received: _____
 Authorized by: _____ Date Authorized: _____

INTERNAL REVENUE SERVICE
P. O. BOX 2508
CINCINNATI, OH 45201

DEPARTMENT OF THE TREASURY

Date: **AUG 06 2008**

SOUTHWEST VETERANS BUSINESS
RESOURCE CENTER
C/O ALBERT R RENTERIA
PO BOX 1025
FALLBROOK, CA 92088

Employer Identification Number:
26-2675027

DLN:
17053165318048

Contact Person:
ROGER W VANCE ID# 31173

Contact Telephone Number:
(877) 829-5500

Accounting Period Ending:
December 31

Public Charity Status:
170(b)(1)(A)(vi)

Form 990 Required:
Yes

Effective Date of Exemption:
May 21, 2008

Contribution Deductibility:
Yes

Advance Ruling Ending Date:
December 31, 2012

Addendum Applies:
No

Dear Applicant:

We are pleased to inform you that upon review of your application for tax exempt status we have determined that you are exempt from Federal income tax under section 501(c)(3) of the Internal Revenue Code. Contributions to you are deductible under section 170 of the Code. You are also qualified to receive tax deductible bequests, devises, transfers or gifts under section 2055, 2106 or 2522 of the Code. Because this letter could help resolve any questions regarding your exempt status, you should keep it in your permanent records.

Organizations exempt under section 501(c)(3) of the Code are further classified as either public charities or private foundations. During your advance ruling period, you will be treated as a public charity. Your advance ruling period begins with the effective date of your exemption and ends with advance ruling ending date shown in the heading of the letter.

Shortly before the end of your advance ruling period, we will send you Form 8734, Support Schedule for Advance Ruling Period. You will have 90 days after the end of your advance ruling period to return the completed form. We will then notify you, in writing, about your public charity status.

Please see enclosed Publication 4221-PC, Compliance Guide for 501(c)(3) Public Charities, for some helpful information about your responsibilities as an exempt organization.

Letter 1045 (DO/CG)

Attachment: _SWVBRC_MorenoValley_SponsorshipApp (1510) : CITY SPONSORSHIP FOR SOUTHWEST VETERAN'S BUSINESS RESOURCE

-2-

SOUTHWEST VETERANS BUSINESS

Sincerely,



Robert Choi
Director, Exempt Organizations
Rulings and Agreements

Enclosures: Publication 4221-PC
Statute Extension

Letter 1045 (DO/CG)

Part X Public Charity Status (Continued)

- e 509(a)(4)—an organization organized and operated exclusively for testing for public safety.
- f 509(a)(1) and 170(b)(1)(A)(iv)—an organization operated for the benefit of a college or university that is owned or operated by a governmental unit.
- g 509(a)(1) and 170(b)(1)(A)(vi)—an organization that receives a substantial part of its financial support in the form of contributions from publicly supported organizations, from a governmental unit, or from the general public.
- h 509(a)(2)—an organization that normally receives not more than one-third of its financial support from gross investment income and receives more than one-third of its financial support from contributions, membership fees, and gross receipts from activities related to its exempt functions (subject to certain exceptions).
- i A publicly supported organization, but unsure if it is described in 5g or 5h. The organization would like the IRS to decide the correct status.

6 If you checked box g, h, or i in question 5 above, you must request either an advance or a definitive ruling by selecting one of the boxes below. Refer to the instructions to determine which type of ruling you are eligible to receive.

- a Request for Advance Ruling: By checking this box and signing the consent, pursuant to section 6501(c)(4) of the Code you request an advance ruling and agree to extend the statute of limitations on the assessment of excise tax under section 4940 of the Code. The tax will apply only if you do not establish public support status at the end of the 5-year advance ruling period. The assessment period will be extended for the 5 advance ruling years to 8 years, 4 months, and 15 days beyond the end of the first year. You have the right to refuse or limit the extension to a mutually agreed-upon period of time or issue(s). Publication 1035, *Extending the Tax Assessment Period*, provides a more detailed explanation of your rights and the consequences of the choices you make. You may obtain Publication 1035 free of charge from the IRS web site at www.irs.gov or by calling toll-free 1-800-829-3676. Signing this consent will not deprive you of any appeal rights to which you would otherwise be entitled. If you decide not to extend the statute of limitations, you are not eligible for an advance ruling.

Consent Fixing Period of Limitations Upon Assessment of Tax Under Section 4940 of the Internal Revenue Code

For Organization

(Signature of Officer, Director, Trustee, or other authorized official)

Albert R. Renteria

(Type or print name of signer)

June 9, 2008

(Date)

CEO

(Type or print title or authority of signer)

For IRS Use Only

IRS Director, Exempt Organizations

AUG 06 2008

(Date)

b Request for Definitive Ruling: Check this box if you have completed one tax year of at least 8 full months and you are requesting a definitive ruling. To confirm your public support status, answer line 6b(i) if you checked box g in line 5 above. Answer line 6b(ii) if you checked box h in line 5 above. If you checked box i in line 5 above, answer both lines 6b(i) and (ii).

- (i) (a) Enter 2% of line 8, column (e) on Part IX-A. Statement of Revenues and Expenses.
- (b) Attach a list showing the name and amount contributed by each person, company, or organization whose gifts totaled more than the 2% amount. If the answer is "None," check this box.
- (ii) (a) For each year amounts are included on lines 1, 2, and 9 of Part IX-A. Statement of Revenues and Expenses, attach a list showing the name of and amount received from each disqualified person. If the answer is "None," check this box.
- (b) For each year amounts are included on line 9 of Part IX-A. Statement of Revenues and Expenses, attach a list showing the name of and amount received from each payer, other than a disqualified person, whose payments were more than the larger of (1) 1% of line 10, Part IX-A. Statement of Revenues and Expenses, or (2) \$5,000. If the answer is "None," check this box.

7 Did you receive any unusual grants during any of the years shown on Part IX-A. Statement of Revenues and Expenses? If "Yes," attach a list including the name of the contributor, the date and amount of the grant, a brief description of the grant, and explain why it is unusual. Yes No

DESCRIPTION OF SERVICE OR PRODUCT	COST	SOURCE OF FUNDS
Pre-Event Expenses		
Billboard Design and Contract	\$3,000.00	Corporate Sponsorship
Aug 1 - Video/Social Media Blast	\$6,400.00	Corporate Sponsorship
Sept 1 - Video/Social Media Blast	\$6,400.00	Corporate Sponsorship
Oct 1 - Video/Social Media Blast	\$6,400.00	Corporate Sponsorship
Graphic Design and Printed Materials	\$2,000.00	Corporate Sponsorship
Diplomas	\$1,500.00	Corporate Sponsorship
Staff (3)	\$45,000.00	Donated time and talents of CEO, President, and Executive Director
Event-day Expenses		
Facility/Venue	\$3,500.00	City of Moreno Valley
Insurance	\$5,000.00	Exhibitor Registration
Safety/Security	\$2,500.00	Exhibitor Registration
Food/ lunch for Buyers, Exhibitors, and Veterans	\$2,500.00	Donated by Food Vendor
Nov 4 - Event Video	\$8,000.00	Corporate Sponsorship
Event Programs	\$2,000.00	Corporate Sponsorship
Staff	\$0.00	All volunteer event staff
Miscellaneous	\$3,000.00	TBD
Post-event Expenses		
Dec. 1 - Video/Social Media Blast	\$6,400.00	Corporate Sponsorship
Feedback survey	\$500.00	Corporate Sponsorship
Estimated Total Expenses:	\$104,100.00	
Staff Investment	(\$45,000.00)	
City Sponsorship (Moreno Valley)	(\$2,500.00)	
75 Exhibitors at \$100/table	(\$7,500.00)	
Donated Food	(\$2,500.00)	
Remaining Balance:	\$46,600.00	
Corporate Sponsorships*	TBD	
The ARRC Sponsorship*	TBD	
		*As soon as the Venue is finalized, the SWVBRC will move forward with securing Corporate Sponsors.

Attachment: _SWVBRC_MorenoValley_SponsorshipApp (1510 : CITY SPONSORSHIP FOR SOUTHWEST VETERAN'S BUSINESS RESOURCE

2015 SWVBRC Board Members		
Name	Telephone Number	
Albert Renteria, CEO and Founder	760.468.1315	
Tracey Lawrence Collins, President	909.545.5301	
Donna Hinton	951.722.4941	
Richard Mueller	951.722.4941	
Stan Fuji	951.722.4941	
Nicholas Harrison	951.722.4941	



Report to City Council

TO: Mayor and City Council

FROM: Michelle Dawson, City Manager

AGENDA DATE: June 9, 2015

TITLE: CONSIDERATION OF A LOBBYIST REGISTRATION ORDINANCE

RECOMMENDED ACTION

Recommendations: That the City Council:

1. Introduce Ordinance No. 897. An Ordinance of the City Council of the City of Moreno Valley, California, adding Chapter 5.26 to Title 5 of the City of Moreno Valley Municipal Code establishing a lobbyist registration program.

SUMMARY

This report recommends adoption of an Ordinance to require lobbyists to register with the City Clerk prior to meeting with an elected or appointed official in the City of Moreno Valley.

DISCUSSION

At the request of Mayor Molina, staff researched lobbyist registration programs and drafted an ordinance for the City Council's consideration which would establish such a program at the City of Moreno Valley.

Cities have established lobbyist registration programs in the interests of transparency and public disclosure. It is in the public's interest that they have the opportunity to petition their City representatives and express their opinions on City legislation, policies and activities. It is also the public's right to know who seeks to influence the actions of their City government. One way to preserve the integrity of the City's decision-making processes is to establish a procedure by which lobbyists are required to register information with the City regarding their identity and related lobbying activities.

California's Political Reform Act requires registration and reporting by lobbyists at the

State level for individuals and entities that lobby the State Legislature and state administrative agencies. The Act does not regulate individuals or entities that lobby the federal government, or city, county, or other local government agencies.

Many large cities in California (San Diego, Los Angeles) as well as some smaller cities (Beverly Hills, West Hollywood, El Segundo) have implemented lobbyist registration programs. Specific definitions of a “lobbyist” vary by municipality; the proposed ordinance uses the following definition:

“Lobbyist” -- Any person, business entity or organization that is employed, contracts, or otherwise receives compensation in any form whatsoever to communicate with any employee, agent, elected or appointed official of the City of Moreno Valley for the purpose of influencing any City legislative or administrative action on behalf of any other person, business entity, or organization.

The ordinance would require a lobbyist to register the following information with the City Clerk prior to communicating with Moreno Valley officials:

1. Lobbyist’s full name, business and home addresses and telephone numbers;
2. The names, addresses and telephone numbers of all individuals or entities by whom the lobbyist is employed or with whom the lobbyist contracts to perform services in the City; and
3. A description of the subject matter that the lobbyist is attempting to influence.

A form for providing this information to the City Clerk is included as Attachment A. Registration with the City Clerk would be required no later than ten days after being engaged as a lobbyist and shall be renewed on an annual basis between July 1st and July 31st of each year. A fee to recover the cost of administering the lobbyist registration program shall be determined by the City Council as part of the annual fee resolution adoption. Staff recommends that the registration fee be set at \$25. Violation of the program requirements would be a misdemeanor and punishable as provided in Title 1 of the City’s Municipal Code.

Proposed exemptions from the lobbyist registration program would include the following:

1. Any public official or employee of a public entity acting in his or her official capacity and within the scope of his or her employment by the public entity.
2. Any person who is engaging in lobbying activities without compensation.
3. An attorney providing legal representation to a person, business entity or other organization which is a party to an administrative proceeding with the City.
4. An employee who has been employed on a full-time basis, forty (40) hours per week or more ("full time employee"), at the time the employee attempts to influence a City legislative or administrative action on behalf of his/her employer with respect to a proposed City legislative or administrative action.

Should the City Council adopt a lobbyist registration program, it would be appropriate to post all registration forms on the Transparency Page of the City’s website.

ALTERNATIVES

Alternative 1: Adopt Ordinance No. 897 establishing a lobbyist registration program. The proposed program would enhance public disclosure and transparency by providing the identity of lobbyists' identities and their related lobbying activities.

Staff recommends this alternative.

Alternative 2: Do not adopt Ordinance No. 897 establishing a lobbyist registration program. **Staff does not recommend this alternative.**

FISCAL IMPACT

The fiscal impact of the proposed ordinance would be the staff time to administer the process. Staff does not anticipate that this would be a significant impact.

PREPARATION OF STAFF REPORT

Prepared By:
Michelle Dawson
City Manager

Concurred By:
Jane Halstead
City Clerk

CITY COUNCIL GOALS

Advocacy. Develop cooperative intergovernmental relationships and be a forceful advocate of City policies, objectives, and goals to appropriate external governments, agencies and corporations.

ATTACHMENTS

- 1. Lobbyist Registration Form
- 2. Ordinance 897 - Lobbyist Registration

APPROVALS

Budget Officer Approval	<u>✓ Approved</u>	6/02/15 6:31 PM
City Attorney Approval	<u>✓ Approved</u>	6/03/15 4:14 PM
City Manager Approval	<u>✓ Approved</u>	6/03/15 4:15 PM



CITY OF MORENO VALLEY
CITY CLERK'S OFFICE
LOBBYIST REGISTRATION FORM
(This document shall be available for public review)

Lobbyist's Name: _____

Telephone #: _____ email: _____

Business Address: _____

Identity of Client(s): _____

General Description of the matter of municipal legislation the lobbyist is attempting to influence:

cc: Council Members
Planning Commissioners
City Manager
City Attorney

Attachment: Lobbyist Registration Form (1417 : LOBBYIST REGISTRATION ORDINANCE)

ORDINANCE NO. 897

AN ORDINANCE OF THE CITY COUNCIL OF THE CITY OF MORENO VALLEY, CALIFORNIA, ADDING CHAPTER 5.26 TO TITLE 5 OF THE CITY OF MORENO VALLEY MUNICIPAL CODE ESTABLISHING A LOBBYIST REGISTRATION PROGRAM.

The City Council of the City of Moreno Valley does ordain as follows:

SECTION 1.

A new Chapter 5.26 is hereby added to Title 5 of the Moreno Valley Municipal Code to read as follows:

5.26.010 Definitions.

“Lobbyist” -- Any person, business entity or organization that is employed, contracts, or otherwise receives compensation in any form whatsoever to communicate with any employee, agent, elected or appointed official of the City of Moreno Valley for the purpose of influencing any City legislative or administrative action on behalf of any other person, business entity, or organization.

5.26.020 Exemptions.

The following are exempt from the requirements of this ordinance:

- A. Any public official or employee of a public entity acting in his or her official capacity and within the scope of his or her employment by the public entity.
- B. Any person who is engaging in lobbying activities without compensation.
- C. An attorney providing legal representation to a person, business entity or other organization which is a party to an administrative proceeding with the City.
- D. An employee who has been employed on a full-time basis, forty (40) hours per week or more ("full time employee"), at the time the employee attempts to influence a City legislative or administrative action on behalf of his/her employer with respect to a proposed City legislative or administrative action.

5.26.030 Registration.

Prior to communicating with any Moreno Valley officials for the purpose of influencing any action by the City, all lobbyists as defined above shall register the following information with the City Clerk:

- A. Lobbyist’s full name, business and home addresses and telephone numbers;
- B. The names, addresses and telephone numbers of all individuals or entities by whom the lobbyist is employed or with whom the lobbyist contracts to perform services in the City; and

C. A description of the subject matter that the lobbyist is attempting to influence.

5.26.040 Registration Fee.

The City Clerk shall charge a fee for the filing, amendment and/or renewal of a registration, the amount of which shall be determined by resolution of the City Council.

5.26.050 Registration – Time.

Every lobbyist required to register under this chapter shall register with the City Clerk no later than ten days after being engaged as a lobbyist and shall renew the registration annually.

5.26.060 Registration – Duration.

Registration shall be renewed with the City Clerk on an annual basis between July 1st and July 31st of each year. Registration shall be valid for one year.

5.26.070 Amendment of Registration Information.

If any change occurs concerning any of the required information the lobbyist shall file an amended registration form reflecting the change within ten days of the change.

5.26.080 Violations – Penalties.

Any violation of this chapter shall be a misdemeanor and punishable as provided in Title I of the Moreno Valley Municipal Code. Violations of the program requirements may be enforced by administrative citation, misdemeanor criminal prosecution or by civil injunction to compel compliance with the registration requirements. Administrative Citations carry graduated fine amounts between \$100 and \$500 a day and criminal prosecution, if warranted, carries a maximum punishment of \$1000 and up to 6 months in jail.

SECTION 2. EFFECT OF ENACTMENT:

Except as specifically provided herein, nothing contained in this ordinance shall be deemed to modify or supersede any prior enactment of the City Council which addresses the same subject addressed herein.

SECTION 3. NOTICE OF ADOPTION:

Within fifteen days after the date of adoption hereof, the City Clerk shall certify to the adoption of this ordinance and cause it to be posted in three public places within the city.

SECTION 4. EFFECTIVE DATE:

This ordinance shall take effect thirty days after the date of its adoption.

APPROVED AND ADOPTED this _____ day of _____, 2015.

Mayor

ATTEST:

City Clerk

APPROVED AS TO FORM:

City Attorney

Attachment: Ordinance 897 - Lobbyist Registration [Revision 3] (1417 : LOBBYIST REGISTRATION ORDINANCE)

ORDINANCE JURAT

STATE OF CALIFORNIA)
COUNTY OF RIVERSIDE) ss.
CITY OF MORENO VALLEY)

I, _____, City Clerk of the City of Moreno Valley, California, do hereby certify that Ordinance No. _____ had its first reading on _____, _____ and had its second reading on _____, _____, and was duly and regularly adopted by the City Council of the City of Moreno Valley at a regular meeting thereof held on the _____ day of _____, _____, by the following vote:

AYES:

NOES:

ABSENT:

ABSTAIN:

(Council Members, Mayor Pro Tem and Mayor)

CITY CLERK

(SEAL)

Attachment: Ordinance 897 - Lobbyist Registration [Revision 3] (1417 : LOBBYIST REGISTRATION ORDINANCE)